

Misano Circuit Sic 58 4.226 m

**Pirelli Emilia-Romagna Round, 14-16 June 2024
Chronological Analysis Free Practice**

1 / 4

1° 64 S. SANCHEZ [1'49.743]

Lap	Seg1	Seg2	Seg3	Seg4	Lap Time	km/h	Local Time
1							
2	52.032	29.866	34.616	27.442	2'23.956P	184,0	9:03'54.770
3	32.126	27.093	31.475	25.238	1'55.932	189,5	9:05'50.702
4	30.315	26.992	31.178	25.044	1'53.529	190,8	9:07'44.231
5	29.904	26.757	31.194	24.806	1'52.661	190,5	9:09'36.892
6	30.335	27.356	31.058	24.712	1'53.461	188,8	9:11'30.353
7	29.730	26.535	30.947	24.652	1'51.864	188,2	9:13'22.217
8	29.465	26.201	31.041	24.346	1'51.053	187,5	9:15'13.270
9	29.225	26.078	30.905	24.349	1'50.557	188,8	9:17'03.827
10	29.200	25.831	30.532	24.180	1'49.743	189,1	9:18'53.570
11	29.632	26.893	31.441	24.578	1'52.544	186,9	9:20'46.114
12	29.028	25.821	30.865	24.158	1'49.872	189,8	9:22'35.986
13	28.989	25.982	30.861	24.423	1'50.255C	189,1	9:24'26.241
14	30.137	26.307	31.008	24.836	1'52.288	188,2	9:26'18.529

11	29.915	26.382	31.171	24.632	1'52.100	189,5	9:20'45.206
12	29.309	25.911	30.940	24.237	1'50.397	189,5	9:22'35.603
13	29.105	25.923	30.986	24.542	1'50.556C	189,5	9:24'26.159
14	29.322	25.721	31.277	24.856	1'51.176	186,5	9:26'17.335

5° 36 B. NEILA [1'51.348]

Lap	Seg1	Seg2	Seg3	Seg4	Lap Time	km/h	Local Time
1							
2	58.538	29.519	34.114	27.033	2'29.204P	185,6	9:04'24.034
3	32.293	28.233	32.885	26.026	1'59.437	186,2	9:06'23.471
4	30.804	26.917	31.723	25.222	1'54.666	189,5	9:08'18.137
5	30.427	26.459	32.039	24.982	1'53.907	193,5	9:10'12.044
6	30.021	26.270	31.285	25.014	1'52.590	191,2	9:12'04.634
7	30.011	26.371	31.334	24.930	1'52.646	187,8	9:13'57.280
8	29.852	26.132	31.363	24.838	1'52.185	187,2	9:15'49.465
9	29.662	26.143	31.059	24.594	1'51.458	188,8	9:17'40.923
10	29.815	25.919	31.138	24.476	1'51.348	189,5	9:19'32.271
11	31.398	26.887	31.299	24.785	1'54.369	189,1	9:21'26.640
12	30.827	26.716	31.428	24.851	1'53.822	187,8	9:23'20.462
13	29.696	26.100	31.190	24.626	1'51.612	188,5	9:25'12.074

2° 6 M. HERRERA [1'50.015]

Lap	Seg1	Seg2	Seg3	Seg4	Lap Time	km/h	Local Time
1							
2	45.606	27.949	31.910	25.934	2'11.399P	189,8	9:03'55.602
3	30.931	26.740	31.359	24.948	1'53.978	188,8	9:05'49.580
4	30.158	26.501	31.139	25.004	1'52.802	188,8	9:07'42.382
5	29.682	26.395	31.454	25.322	1'52.853	188,8	9:09'35.235
6	29.493	26.379	30.866	24.633	1'51.371	187,8	9:11'26.606
7	29.463	26.287	31.062	24.937	1'51.749	187,5	9:13'18.355
8	29.366	26.307	31.107	24.631	1'51.411	186,5	9:15'09.766
9	29.329	26.400	31.423	24.792	1'51.944	191,5	9:17'01.710
10	29.573	26.108	30.776	24.235	1'50.692	187,5	9:18'52.402
11	29.421	26.218	30.840	24.306	1'50.785	186,5	9:20'43.187
12	29.001	26.085	30.730	24.199	1'50.015	185,9	9:22'33.202
13	28.945	25.985	31.327	25.309	1'51.566C	187,2	9:24'24.768
14	30.208	26.400	31.400	24.922	1'52.930	186,5	9:26'17.698

6° 52 J. HOWDEN [1'51.438]

Lap	Seg1	Seg2	Seg3	Seg4	Lap Time	km/h	Local Time
1							
2	51.747	29.823	34.707	27.311	2'23.588P	185,6	9:03'54.938
3	32.223	27.045	31.806	25.064	1'56.138	193,2	9:05'51.076
4	30.844	26.428	31.311	25.156	1'53.739	191,8	9:07'44.815
5	30.003	26.604	31.077	24.971	1'52.655	189,1	9:09'37.470
6	30.890	26.698	31.139	24.812	1'53.539	191,2	9:11'31.009
7	29.764	26.212	31.544	25.017	1'52.537	189,8	9:13'23.546
8	29.777	28.590	34.237	1'38.654	3'11.258P	184,9	9:16'34.804
9	42.941	28.936	34.683	27.891	2'14.451P	182,4	9:18'49.255
10	30.877	30.002	31.852	24.917	1'57.648	187,2	9:20'46.903
11	29.443	26.108	31.017	24.870	1'51.438	189,1	9:22'38.341
12	29.486	26.069	31.131	24.852	1'51.538C	188,8	9:24'29.879
13	29.533	26.185	31.024	24.810	1'51.552	189,5	9:26'21.431

3° 22 A. CARRASCO [1'50.335]

Lap	Seg1	Seg2	Seg3	Seg4	Lap Time	km/h	Local Time
1							
2	58.478	27.591	32.239	25.556	2'23.864P	189,1	9:05'00.035
3	30.087	26.465	31.440	25.540	1'53.532	191,5	9:06'53.567
4	30.096	26.447	31.194	24.754	1'52.491	188,2	9:08'46.050
5	29.668	26.219	31.044	24.661	1'51.592	188,2	9:10'37.658
6	29.544	26.169	30.945	24.912	1'51.570	189,1	9:12'29.220
7	29.476	26.199	30.944	24.598	1'51.217	187,8	9:14'20.437
8	29.311	26.276	30.943	24.552	1'51.082	188,5	9:16'11.519
9	29.264	26.087	30.766	24.458	1'50.575	188,8	9:18'02.094
10	29.250	26.005	30.800	24.385	1'50.440	188,5	9:19'52.534
11	29.193	25.919	30.762	24.461	1'50.335	189,1	9:21'42.869
12	30.106	26.401	31.121	24.652	1'52.280	189,8	9:23'35.149
13	29.384	26.080	30.825	24.757	1'51.046C	188,8	9:25'26.195

7° 46 P. RUIZ [1'52.036]

Lap	Seg1	Seg2	Seg3	Seg4	Lap Time	km/h	Local Time
1							
2	54.682	30.717	36.071	27.591	2'29.061P	184,6	9:03'18.144
3	32.746	27.913	33.474	25.935	2'00.068	186,2	9:05'18.212
4	31.222	27.499	33.132	25.693	1'57.546	186,2	9:07'15.758
5	30.864	27.042	32.260	25.358	1'55.524	186,5	9:09'11.282
6	30.393	26.913	32.132	25.011	1'54.449	186,5	9:11'05.731
7	30.234	26.907	31.700	24.885	1'53.726	185,9	9:12'59.457
8	29.821	26.474	32.469	25.031	1'53.795	187,5	9:14'53.252
9	29.900	26.684	31.567	24.633	1'52.784	185,6	9:16'46.036
10	29.958	26.392	31.598	24.730	1'52.678	185,9	9:18'38.714
11	29.636	26.582	31.529	24.702	1'52.449	184,9	9:20'31.163
12	29.584	26.420	31.517	24.515	1'52.036	184,9	9:22'23.199
13	29.564	26.322	32.433			185,2	

4° 96 R. PONZIANI [1'50.397]

Lap	Seg1	Seg2	Seg3	Seg4	Lap Time	km/h	Local Time
1							
2	45.901	27.530	32.261	25.642	2'11.334P	191,5	9:03'55.962
3	31.668	26.719	31.832	25.087	1'55.306	197,4	9:05'51.268
4	30.347	26.118	31.100	24.957	1'52.522	191,5	9:07'43.790
5	30.098	26.512	31.187	24.880	1'52.677	190,8	9:09'36.467
6	29.780	26.140	30.881	24.531	1'51.332	190,8	9:11'27.799
7	29.621	26.087	30.950	24.433	1'51.091	190,8	9:13'18.890
8	29.475	25.929	30.645	24.430	1'50.479	192,9	9:15'09.369
9	29.537	26.673	31.115	24.656	1'51.981	188,2	9:17'01.350
10	29.758	26.407	30.976	24.615	1'51.756	184,9	9:18'53.106

8° 33 C. LIU [1'52.254]

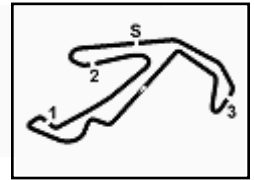
Lap	Seg1	Seg2	Seg3	Seg4	Lap Time	km/h	Local Time
1							
2	46.961	28.165	32.460	26.274	2'13.860P	187,8	9:03'59.119
3	30.603	27.280	32.291	26.343	1'56.517	190,8	9:05'55.636
4	30.090	26.930	31.641	25.290	1'53.951	187,8	9:07'49.587
5	29.421	26.641	31.437	25.007	1'52.506	188,2	9:09'42.093
6	29.982	27.570	32.319	25.877	1'55.748	189,5	9:11'37.841
7	30.986	26.819	31.803	24.908	1'54.516	187,8	9:13'32.357

14/06/2024 P = Pits In/Dut - C = Lap Time Cancelled

These data/results cannot be reproduced, stored and/or transmitted in whole or in part by any manner of electronic, mechanical, photocopying, recording, broadcasting or otherwise now known or herein after developed without the previous express consent by the copyright owner, except for reproduction in daily press and regular printed publications on sale to the public within 60 days of the event related to those data/results and always provided that copyright symbol appears together as follows below.

© DORNA WSBK ORGANIZATION Srl 2024





**Pirelli Emilia-Romagna Round, 14-16 June 2024
Chronological Analysis Free Practice**

Misano Circuit Sic 58.4226 m

2 / 4

8	31.072	26.931	31.690	24.957	1'54.650	187,5	9:15'27.007
9	30.547	26.853	31.381	1'17.699	2'46.480P	186,2	9:18'13.487
10	45.022	26.610	31.301	25.051	2'07.984P	186,9	9:20'21.471
11	29.561	26.477	31.114	25.102	1'52.254	186,9	9:22'13.725
12	29.503	26.235	32.057	25.568	1'53.363C	186,9	9:24'07.088
13	30.507	26.652	31.197	24.870	1'53.226C	186,5	9:26'00.314

4	30.932	26.758	32.023	25.414	1'55.127	191,2	9:07'54.969
5	30.984	26.423	31.905	25.346	1'54.658	190,1	9:09'49.627
6	30.509	26.638	31.519	25.159	1'53.825	190,1	9:11'43.452
7	30.310	26.451	31.488	24.921	1'53.170	189,5	9:13'36.622
8	30.418	26.581	31.492	24.819	1'53.310	194,6	9:15'29.932
9	30.597	26.558	31.690	25.201	1'54.046	188,8	9:17'23.978
10	30.231	26.550	31.700	25.139	1'53.620	187,8	9:19'17.598
11	30.293	26.483	31.687	25.147	1'53.610	187,2	9:21'11.208
12	31.330	27.717	33.428	1'34.980	3'07.455P	184,9	9:24'18.663
13	50.366	27.144	32.021	25.355	2'14.886P	187,5	9:26'33.549

9° 16 L. MICHEL [1'52.415]

Lap	Seg1	Seg2	Seg3	Seg4	Lap Time	km/h	Local Time
1							
2	51.624	28.279	33.141	26.399	2'19.443P	189,5	9:02'58.200
3	31.564	27.588	32.458	25.726	1'57.336	190,1	9:04'55.536
4	31.837	27.348	33.119	25.817	1'58.121	193,2	9:06'53.657
5	31.055	26.954	32.305	25.272	1'55.586	194,2	9:08'49.243
6	30.363	26.802	31.492	25.031	1'53.688	192,9	9:10'42.931
7	30.217	26.537	31.896	25.097	1'53.747	187,5	9:12'36.678
8	30.306	26.434	31.473	25.125	1'53.338	193,2	9:14'30.016
9	30.072	26.724	31.663	24.877	1'53.336	193,5	9:16'23.352
10	29.778	26.569	31.293	24.775	1'52.415	192,5	9:18'15.767
11	29.843	26.367	31.864	24.997	1'53.071	184,6	9:20'08.838
12	30.208	26.675	31.829	25.248	1'53.960	188,2	9:22'02.798
13	30.110	26.611	32.755	25.934	1'55.410C	188,5	9:23'58.208
14	31.863	27.057	32.788	25.902	1'57.610C	188,5	9:25'55.818

13° 35 L. KEMMER [1'53.352]

Lap	Seg1	Seg2	Seg3	Seg4	Lap Time	km/h	Local Time
1							
2	47.149	29.464	34.502	28.018	2'19.133P	183,1	9:02'24.012
3	32.694	28.055	33.092	26.863	2'00.704	184,6	9:04'24.716
4	31.777	27.905	32.585	26.496	1'58.763	185,2	9:06'23.479
5	31.011	27.721	31.607	26.490	1'56.829	188,8	9:08'20.308
6	30.828	27.305	31.737	25.473	1'55.343	187,2	9:10'15.651
7	30.600	27.408	31.433	25.637	1'55.078	186,9	9:12'10.729
8	30.631	26.577	32.143	25.513	1'54.864	184,9	9:14'05.593
9	30.675	27.009	31.545	26.402	1'55.631	186,9	9:16'01.224
10	30.577	26.854	31.777	25.314	1'54.522	185,2	9:17'55.746
11	30.180	26.579	31.333	25.260	1'53.352	185,6	9:19'49.098
12	30.060	26.330	31.591	25.495	1'53.476	185,2	9:21'42.574
13	30.043	26.430	33.393	26.255	1'56.121	188,2	9:23'38.695
14	30.558	26.918	31.914	25.320	1'54.710C	183,4	9:25'33.405

10° 99 I. CARRENO [1'52.785]

Lap	Seg1	Seg2	Seg3	Seg4	Lap Time	km/h	Local Time
1							
2	57.914	30.525	35.061	26.095	2'29.595P	178,8	9:03'00.845
3	32.089	26.647	32.105	25.381	1'56.222	187,8	9:04'57.067
4	30.822	27.384	32.714	25.801	1'56.721	190,1	9:06'53.788
5	31.197	26.335	31.719	25.002	1'54.253	188,5	9:08'48.041
6	30.679	26.563	31.700	25.095	1'54.037	187,8	9:10'42.078
7	30.590	26.654	31.609	24.875	1'53.728	186,9	9:12'35.806
8	30.516	26.363	31.334	24.862	1'53.075	187,5	9:14'28.881
9	30.350	26.429	31.670	24.926	1'53.375	186,5	9:16'22.256
10	30.140	26.435	31.573	24.772	1'52.920	186,5	9:18'15.176
11	30.138	26.361	31.512	24.774	1'52.785	185,6	9:20'07.961
12	30.805	27.905	32.524	25.081	1'56.315	185,2	9:22'04.276
13	30.131	26.231	32.033	25.790	1'54.185C	186,9	9:23'58.461
14	32.490	27.458	31.917	25.958	1'57.823C	185,6	9:25'56.284

14° 29 M. RUSTHEN [1'53.742]

Lap	Seg1	Seg2	Seg3	Seg4	Lap Time	km/h	Local Time
1							
2	50.440	28.744	33.832	27.307	2'20.323P	187,5	9:02'26.604
3	32.382	27.489	32.534	26.195	1'58.600	188,8	9:04'25.204
4	31.612	28.012	32.941	26.042	1'58.607	193,2	9:06'23.811
5	31.097	26.907	31.753	25.824	1'55.581	191,5	9:08'19.392
6	31.020	26.979	31.483	25.717	1'55.199	189,5	9:10'14.591
7	31.211	27.029	31.584	25.724	1'55.548	188,2	9:12'10.139
8	30.746	27.223	31.753	25.457	1'55.179	189,8	9:14'05.318
9	30.777	26.860	31.569	25.532	1'54.738	188,2	9:16'00.056
10	30.744	26.922	31.465	25.277	1'54.408	187,2	9:17'54.464
11	30.334	26.710	31.609	25.089	1'53.742	188,5	9:19'48.206
12	30.651	26.767	31.512	25.649	1'54.579	191,8	9:21'42.785
13	30.508	26.554				193,5	

11° 8 T. RELPH [1'53.090]

Lap	Seg1	Seg2	Seg3	Seg4	Lap Time	km/h	Local Time
1							
2	48.238	28.360	33.097	25.896	2'15.591P	186,5	9:02'40.009
3	31.699	29.428	32.416	25.616	1'59.159	187,8	9:04'39.168
4	31.086	26.930	32.068	26.081	1'56.165	188,8	9:06'35.333
5	31.044	27.058	32.219	25.680	1'56.001	187,5	9:08'31.334
6	30.895	26.957	32.813	1'33.266	3'03.931P	188,2	9:11'35.265
7	44.803	27.207	31.895	26.065	2'09.970P	191,2	9:13'45.235
8	30.403	26.757	31.415	25.229	1'53.804	188,8	9:15'39.039
9	30.437	26.641	31.665	25.369	1'54.112	192,2	9:17'33.151
10	30.375	26.737	31.557	25.341	1'54.010	191,2	9:19'27.161
11	30.751	26.791	31.867	25.238	1'54.647	192,5	9:21'21.808
12	30.149	26.598	31.797	25.228	1'53.772	189,5	9:23'15.580
13	29.993	26.521	31.392	25.184	1'53.090	187,2	9:25'08.670

15° 10 R. YOCHAY [1'53.746]

Lap	Seg1	Seg2	Seg3	Seg4	Lap Time	km/h	Local Time
1							
2	47.290	29.791	34.691	27.168	2'18.940P	189,1	9:03'55.007
3	32.894	27.010	32.562	25.698	1'58.164	188,5	9:05'53.171
4	31.090	27.311	32.512	25.879	1'56.792	185,6	9:07'49.963
5	30.707	26.852	32.187	25.306	1'55.052	188,2	9:09'45.015
6	30.699	26.655	31.938	25.239	1'54.531	189,1	9:11'39.546
7	30.627	26.725	32.445	25.794	1'55.591	191,5	9:13'35.137
8	32.856	30.195	32.561	25.614	2'01.226	189,1	9:15'36.363
9	30.375	26.713	31.724	25.611	1'54.423	188,2	9:17'30.786
10	30.404	26.393	31.827	25.122	1'53.746	189,5	9:19'24.532
11	30.884	27.315	32.279	25.110	1'55.588	188,8	9:21'20.120
12	30.671	27.025	31.711	25.225	1'54.632	186,5	9:23'14.752
13	30.606	31.533	31.692	24.696	1'58.527	187,8	9:25'13.279

12° 28 D. ONGARO [1'53.170]

Lap	Seg1	Seg2	Seg3	Seg4	Lap Time	km/h	Local Time
1							
2	50.595	27.942	33.097	26.132	2'17.766P	188,8	9:04'03.134
3	31.449	27.049	32.633	25.577	1'56.708	189,5	9:05'59.842

16° 19 A. OUREDNIKOVA [1'53.884]

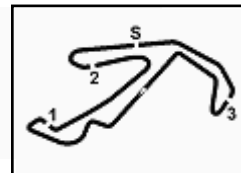
Lap	Seg1	Seg2	Seg3	Seg4	Lap Time	km/h	Local Time
1							

14/06/2024 P = Pits In/Out - C = Lap Time Cancelled

These data/results cannot be reproduced, stored and/or transmitted in whole or in part by any manner of electronic, mechanical, photocopying, recording, broadcasting or otherwise now known or herein after developed without the previous express consent by the copyright owner, except for reproduction in daily press and regular printed publications on sale to the public within 60 days of the event related to those data/results and always provided that copyright symbol appears together as follows below.

© DORNA WSBK ORGANIZATION Srl 2024





Misano Circuit Sic 58 4.226 m

**Pirelli Emilia-Romagna Round, 14-16 June 2024
Chronological Analysis Free Practice**

3 / 4

Lap	Seg1	Seg2	Seg3	Seg4	Lap Time	km/h	Local Time
1							
2	56.313	29.939	34.939	27.345	2'28.536P	185,9	9:03'47.112
3	32.796	28.686	33.502	27.150	2'02.134	186,9	9:05'49.246
4	31.507	28.149	31.975	26.148	1'57.779	191,8	9:07'47.025
5	31.363	27.822	31.907	25.741	1'56.833	190,8	9:09'43.858
6	30.462	27.161	31.630	25.418	1'54.671	190,8	9:11'38.529
7	30.773	27.073	32.777	25.882	1'56.505	192,2	9:13'35.034
8	31.648	27.569	32.057	25.609	1'56.883	191,5	9:15'31.917
9	30.478	26.903	32.422	25.429	1'55.232	192,2	9:17'27.149
10	32.217	27.269	32.439	25.339	1'57.264	192,5	9:19'24.413
11	30.728	27.209	31.710	25.123	1'54.770	187,2	9:21'19.183
12	30.149	26.947	31.641	25.147	1'53.884	186,9	9:23'13.067
13	30.583	27.360	31.801			186,9	

20° 94 B. BARBERA (1'54.876)							
Lap	Seg1	Seg2	Seg3	Seg4	Lap Time	km/h	Local Time
1							
2	52.684	29.444	34.485	27.158	2'23.771P	188,2	9:02'55.382
3	32.758	27.626	33.038	26.388	1'59.810	188,8	9:04'55.192
4	31.825	27.505	32.869	26.054	1'58.253	189,1	9:06'53.445
5	32.107	27.222	33.908	26.090	1'59.327	187,2	9:08'52.772
6	31.265	26.896	32.228	25.661	1'56.050	189,5	9:10'48.822
7	30.950	26.876	32.085	25.440	1'55.351	188,8	9:12'44.173
8	30.774	26.684	32.184	25.553	1'55.195	188,2	9:14'39.368
9	31.014	26.791	31.964	25.456	1'55.225	188,8	9:16'34.593
10	30.911	26.699	31.846	25.454	1'54.910	188,8	9:18'29.503
11	38.254	27.459	31.885	25.406	2'03.004C	190,5	9:20'32.507
12	30.888	26.748	31.724	25.516	1'54.876	187,2	9:22'27.383
13	30.728	26.634	32.264	26.831	1'56.457C	188,5	9:24'23.840
14	32.337	26.966	31.934	25.639	1'56.876	191,2	9:26'20.716

17° 14 M. DOBBS (1'54.084)							
Lap	Seg1	Seg2	Seg3	Seg4	Lap Time	km/h	Local Time
1							
2	53.673	28.341	33.486	26.343	2'21.843P	184,9	9:04'18.274
3	31.018	27.394	32.731	26.187	1'57.330	185,9	9:06'15.604
4	31.519	27.297	32.909	26.979	1'58.704	187,5	9:08'14.308
5	31.252	26.889	32.353	25.695	1'56.189	186,5	9:10'10.497
6	30.702	26.913	32.362	25.310	1'55.287	184,6	9:12'05.784
7	30.288	26.660	32.087	25.210	1'54.245	185,9	9:14'00.029
8	30.268	27.010	32.406	25.364	1'55.048	186,5	9:15'55.077
9	31.153	28.935	32.898	25.164	1'58.150	184,6	9:17'53.227
10	30.455	26.652	32.338	25.100	1'54.545	184,6	9:19'47.772
11	30.235	26.636	32.110	25.103	1'54.084	184,6	9:21'41.856
12	30.221	26.681				184,6	

21° 53 I. NADIEIEVA (1'55.214)							
Lap	Seg1	Seg2	Seg3	Seg4	Lap Time	km/h	Local Time
1							
2	51.303	29.807	34.032	27.461	2'22.603P	188,5	9:03'55.729
3	33.117	27.594	32.657	26.532	1'59.900	188,8	9:05'55.629
4	31.750	27.648	32.473	26.482	1'58.353	186,9	9:07'53.982
5	31.697	27.096	32.490	26.126	1'57.409	189,8	9:09'51.391
6	31.555	26.920	32.234	25.889	1'56.598	187,5	9:11'47.989
7	31.611	26.957	32.278	26.956	1'57.802	187,5	9:13'45.791
8	31.464	26.896	32.114	26.192	1'56.666	187,8	9:15'42.457
9	31.178	26.585	31.710	25.741	1'55.214	188,2	9:17'37.671
10	32.595	26.941	31.539	25.353	1'56.428	190,1	9:19'34.099
11	30.717	26.662	31.950	26.051	1'55.380	190,1	9:21'29.479
12	32.074	26.812	32.104	1'36.677	3'07.667P	188,2	9:24'37.146
13	49.720	26.984	32.297	25.788	2'14.789P	185,6	9:26'51.935

18° 83 A. MADRIGAL (1'54.326)							
Lap	Seg1	Seg2	Seg3	Seg4	Lap Time	km/h	Local Time
1							
2	50.809	29.283	37.103	27.958	2'25.153P	181,8	9:03'23.083
3	33.289	29.076	35.641	27.570	2'05.576	184,6	9:05'28.659
4	32.270	28.430	35.023	26.869	2'02.592	186,5	9:07'31.251
5	32.780	29.391	36.872	26.223	2'05.266	172,8	9:09'36.517
6	31.667	27.555	33.130	25.619	1'57.971	190,1	9:11'34.488
7	31.523	27.301	32.911	25.931	1'57.666	186,2	9:13'32.154
8	31.424	27.209	32.857	25.658	1'57.148	188,2	9:15'29.302
9	31.070	27.027	33.079	26.088	1'57.264	189,1	9:17'26.566
10	32.860	27.512	33.410	25.920	1'59.702	186,5	9:19'26.268
11	30.994	26.745	32.849	25.231	1'55.819	185,2	9:21'22.087
12	30.702	26.365	31.996	25.263	1'54.326	187,2	9:23'16.413
13	37.296	27.364	32.856	25.579	2'03.095C	184,3	9:25'19.508

22° 77 A. SIBAJA (1'55.498)							
Lap	Seg1	Seg2	Seg3	Seg4	Lap Time	km/h	Local Time
1							
2	46.449	29.682	35.292	27.921	2'19.344P	187,2	9:02'32.692
3	32.816	28.239	34.461	27.020	2'02.536	186,5	9:04'35.228
4	32.097	27.875	33.810	26.706	2'00.488	186,9	9:06'35.716
5	31.298	27.125	32.765	26.234	1'57.422	187,8	9:08'33.138
6	31.304	26.995	32.778	26.361	1'57.438	188,5	9:10'30.576
7	31.325	27.388	33.416	26.449	1'58.578	186,2	9:12'29.154
8	31.198	26.921	32.786	25.837	1'56.742	187,5	9:14'25.896
9	31.604	28.792	33.097	25.624	1'59.117	189,5	9:16'25.013
10	30.590	26.797	32.599	25.595	1'55.581	186,5	9:18'20.594
11	30.542	26.740	32.559	25.657	1'55.498	186,5	9:20'16.092
12	30.862	26.779	32.950	25.514	1'56.105	185,2	9:22'12.197
13	30.764	26.842	32.644	25.471	1'55.721C	187,2	9:24'07.918
14	30.947	27.262	32.859	25.822	1'56.890C	186,5	9:26'04.808

19° 21 N. VAN ASWEGEN (1'54.652)							
Lap	Seg1	Seg2	Seg3	Seg4	Lap Time	km/h	Local Time
1							
2	50.932	30.647	36.235	27.795	2'25.609P	183,1	9:03'41.791
3	32.455	28.163	34.057	26.335	2'01.010	187,5	9:05'42.801
4	32.128	27.758	33.731	26.313	1'59.930	187,5	9:07'42.731
5	30.886	27.678	33.286	25.854	1'57.704	191,5	9:09'40.435
6	31.058	27.475	32.892	25.842	1'57.267	189,1	9:11'37.702
7	30.947	27.315	32.940	25.811	1'57.013	191,2	9:13'34.715
8	31.299	27.158	32.894	25.352	1'56.703	189,5	9:15'31.418
9	30.674	26.970	32.337	25.534	1'55.515	188,8	9:17'26.933
10	32.019	27.005	32.499	25.665	1'57.188	187,8	9:19'24.121
11	30.682	27.732	32.152	25.230	1'55.796	189,5	9:21'19.917
12	30.520	27.089	31.726	25.317	1'54.652	188,5	9:23'14.569
13	30.466	27.292	31.755	25.395	1'54.908	191,2	9:25'09.477

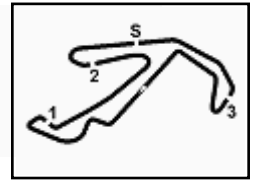
23° 5 K. SILFA (1'56.533)							
Lap	Seg1	Seg2	Seg3	Seg4	Lap Time	km/h	Local Time
1							
2	52.917	31.491	38.586	27.836	2'30.830P	184,0	9:03'24.213
3	33.198	28.454	36.037	27.285	2'04.974	186,5	9:05'29.187
4	32.168	28.813	34.901	26.790	2'02.672	183,7	9:07'31.859
5	32.557	29.555	35.176	26.479	2'03.767	181,8	9:09'35.626
6	31.225	28.471	32.645	26.301	1'58.642	186,2	9:11'34.268
7	33.281	27.835	33.181	25.884	2'00.181	185,6	9:13'34.449
8	31.751	28.465	32.819	25.451	1'58.486	186,9	9:15'32.935
9	31.403	27.644	32.930	25.850	1'57.827	184,3	9:17'30.762
10	31.370	27.561	32.545	26.064	1'57.540	184,0	9:19'28.302
11	31.013	27.593	32.415	26.374	1'57.395	186,2	9:21'25.697

14/06/2024 P = Pits In/Out - C = Lap Time Cancelled

These data/results cannot be reproduced, stored and/or transmitted in whole or in part by any manner of electronic, mechanical, photocopying, recording, broadcasting or otherwise now known or herein after developed without the previous express consent by the copyright owner, except for reproduction in daily press and regular printed publications on sale to the public within 60 days of the event related to those data/results and always provided that copyright symbol appears together as follows below.

© DORNA WSBK ORGANIZATION Srl 2024





**Pirelli Emilia-Romagna Round, 14-16 June 2024
Chronological Analysis Free Practice**

12 31.230 27.868 **32.025** **25.410** **1'56.533** 185,9 9:23'22.230

24° 34 A. WHITMORE [1'56.963]

Lap	Seg.1	Seg.2	Seg.3	Seg.4	Lap Time	km/h	Local Time
1							
2	50.908	28.947	35.595	28.488	2'23.938P	186,9	9:04'08.270
3	33.412	28.146	34.189	28.045	2'03.792	184,9	9:06'12.062
4	32.497	28.209	34.301	27.249	2'02.256	184,0	9:08'14.318
5	31.918	27.286	34.042	26.388	1'59.634	186,9	9:10'13.952
6	31.242	27.932	32.788	1'29.221	3'01.183P	188,2	9:13'15.135
7	54.234	28.088	33.098	26.111	2'21.531P	186,2	9:15'36.666
8	30.879	26.811	34.226	26.177	1'58.093	185,2	9:17'34.759
9	31.255	27.322	32.368	26.194	1'57.139	185,2	9:19'31.898
10	31.159	28.018	32.109	25.767	1'57.053	187,5	9:21'28.951
11	30.984	27.151	32.510	26.318	1'56.963	186,2	9:23'25.914
12	31.242	29.548	33.620	26.539	2'00.949	184,6	9:25'26.863

25° 4 E. BONDI [1'57.160]

Lap	Seg.1	Seg.2	Seg.3	Seg.4	Lap Time	km/h	Local Time
1							
2	46.156	30.868	37.382	29.826	2'24.232P	184,9	9:02'37.118
3	33.994	30.935	36.024	28.003	2'08.956	184,0	9:04'46.074
4	32.622	29.712	35.419	27.715	2'05.468	185,9	9:06'51.542
5	32.810	28.227	33.901	26.826	2'01.764	188,8	9:08'53.306
6	32.034	28.471	34.011	26.981	2'01.497	187,2	9:10'54.803
7	31.752	27.911	34.324	26.567	2'00.554	186,5	9:12'55.357
8	31.346	27.811	33.585	26.499	1'59.241	184,6	9:14'54.598
9	31.709	27.636	33.351	26.330	1'59.026	184,9	9:16'53.624
10	30.988	27.554	32.865	26.323	1'57.730	185,2	9:18'51.354
11	31.364	27.912	32.516	25.896	1'57.688	188,2	9:20'49.042
12	30.960	27.503	32.733	25.964	1'57.160	185,6	9:22'46.202
13	30.671	27.622	32.822	26.111	1'57.226C	185,2	9:24'43.428
14	31.035	27.663	32.941	26.120	1'57.759	185,2	9:26'41.187

26° 44 L. HIRANO [1'58.257]

Lap	Seg.1	Seg.2	Seg.3	Seg.4	Lap Time	km/h	Local Time
1							
2	51.584	30.009	36.605	27.065	2'25.263P	184,0	9:03'35.484
3	32.991	28.907	36.832	26.930	2'05.660	181,2	9:05'41.144
4	55.664	29.110	35.026	26.787	2'26.587	185,9	9:08'07.731
5	32.676	28.164	34.679	1'24.156	2'59.675P	185,2	9:11'07.406
6	51.304	28.079	33.132	26.510	2'19.025P	183,7	9:13'26.431
7	32.349	27.928	33.460	26.509	2'00.246	185,2	9:15'26.677
8	32.077	27.977	33.281	26.397	1'59.732	187,8	9:17'26.409
9	32.170	27.823	33.665	26.157	1'59.815	186,2	9:19'26.224
10	32.205	27.757	32.851	26.629	1'59.442	185,2	9:21'25.666
11	32.333	27.753	32.633	26.242	1'58.961	185,9	9:23'24.627
12	31.911	27.431	32.817	26.098	1'58.257	184,9	9:25'22.884

14/06/2024 P = Pits In/Out - C = Lap Time Cancelled

These data/results cannot be reproduced, stored and/or transmitted in whole or in part by any manner of electronic, mechanical, photocopying, recording, broadcasting or otherwise now known or herein after developed without the previous express consent by the copyright owner, except for reproduction in daily press and regular printed publications on sale to the public within 60 days of the event related to those data/results and always provided that copyright symbol appears together as follows below.

© DORNA WSBK ORGANIZATION Srl 2024