

Misano Circuit Sic 58 4.226 m

**Pirelli Emilia-Romagna Round, 14-16 June 2024**  
**Chronological Analysis Tissot Superpole**

1 / 4

**1° 6 M. HERRERA [1'49.390]**

Lap	Seg1	Seg2	Seg3	Seg4	Lap Time	km/h	Local Time
1							
2	49.854	26.909			2'18.886P	186,5	13:27'31.534
3	29.413	26.347	30.761	24.286	1'50.807	189,5	13:29'22.341
4	28.980	26.494	<b>30.540</b>	24.065	1'50.079	189,5	13:31'12.420
5	29.341	26.479			2'21.560P	188,2	13:33'33.980
6	44.707	26.615	31.226	25.222	2'07.770CP	183,1	13:35'41.750
7	28.834	26.189	31.086	24.157	1'50.266	183,7	13:37'32.016
8	28.826	26.143	31.027	24.064	1'50.060	184,3	13:39'22.076
9	28.719	26.053	31.137	24.065	1'49.974	183,1	13:41'12.050
10	33.200	26.251	30.884	24.024	1'54.359	185,2	13:43'06.409
11	28.988	26.000	30.956	23.955	1'49.899	184,3	13:44'56.308
12	28.800	25.936	30.915	24.302	1'49.953	185,9	13:46'46.261
13	28.749	26.006	30.722	<b>23.913</b>	1'49.390	185,2	13:48'35.651
14	<b>28.701</b>	<b>25.860</b>	31.309	23.931	1'49.801	<b>193,2</b>	13:50'25.452

11	28.847	25.827	30.977	24.477	1'50.128	185,6	13:44'14.728
12	42.926	26.719	31.466	24.993	2'06.104C	185,6	13:46'20.832
13	<b>28.750</b>	<b>25.536</b>	<b>30.875</b>	24.412	<b>1'49.573</b>	188,2	13:48'10.405
14	29.114	25.774	31.352	25.486	1'51.726	184,3	13:50'02.131

**5° 52 J. HOWDEN [1'50.115]**

Lap	Seg1	Seg2	Seg3	Seg4	Lap Time	km/h	Local Time
1							
2	1'00.972	27.701	32.409	26.500	2'27.582P	189,8	13:27'28.782
3	29.881	26.360	31.215	25.392	1'52.848	189,8	13:29'21.630
4	29.989	26.428	31.577	25.103	1'53.097	189,5	13:31'14.727
5	38.113	31.089	34.164	24.823	2'08.189C	187,2	13:33'22.916
6	29.655	26.191	31.639	28.099	1'55.584	188,8	13:35'18.500
7	29.523	26.266	31.010	24.587	1'51.386	188,5	13:37'09.886
8	29.557	<b>25.946</b>	31.257	24.718	1'51.478	186,5	13:39'01.364
9	38.545	35.184	33.281	24.492	2'11.502C	187,2	13:41'12.866
10	29.270	26.453	34.493	24.390	1'54.606	188,2	13:43'07.472
11	<b>29.077</b>	25.969	<b>30.749</b>	<b>24.320</b>	<b>1'50.115</b>	<b>191,8</b>	13:44'57.587
12	31.063	26.133	31.796	1'26.653	2'55.645CP	186,5	13:47'53.232
13	39.833	26.970	31.970	25.517	2'04.290P	185,2	13:49'57.522
14	30.878	27.745	32.524			185,9	

**2° 64 S. SANCHEZ [1'49.441]**

Lap	Seg1	Seg2	Seg3	Seg4	Lap Time	km/h	Local Time
1							
2	48.111	28.043	31.955	25.673	2'13.782P	183,1	13:27'47.551
3	29.685	26.391	31.176	24.603	1'51.855	183,1	13:29'39.406
4	29.366	26.209	30.976	24.572	1'51.123	183,7	13:31'30.529
5	29.275	26.174	31.003	24.283	1'50.735	184,3	13:33'21.264
6	29.333	27.035	32.168	48.211	2'16.747P	184,6	13:35'38.011
7	43.455	26.809	31.482	24.458	2'06.204P	183,4	13:37'44.215
8	29.318	26.035	30.996	24.101	1'50.450	182,7	13:39'34.665
9	29.105	25.829	31.081	24.068	1'50.083	183,1	13:41'24.748
10	52.715	29.299	32.382	24.397	2'18.793	179,7	13:43'43.541
11	29.049	25.811	30.843	24.341	1'50.044	184,0	13:45'33.585
12	28.943	25.804	30.789	<b>23.981</b>	1'49.517	183,7	13:47'23.102
13	29.025	<b>25.643</b>	30.759	24.014	<b>1'49.441</b>	183,7	13:49'12.543
14	<b>28.925</b>	25.717	<b>30.693</b>	24.357	1'49.692	<b>185,6</b>	13:51'02.235

**6° 99 I. CARREDO [1'50.116]**

Lap	Seg1	Seg2	Seg3	Seg4	Lap Time	km/h	Local Time
1							
2	49.460	27.142	32.612	29.082	2'18.296P	189,8	13:27'31.619
3	29.705	<b>26.103</b>	31.330	25.126	1'52.264	<b>191,5</b>	13:29'23.883
4	30.170	26.282	31.398	24.746	1'52.596	185,9	13:31'16.479
5	29.420	26.543	31.747	28.562	1'56.272	185,9	13:33'12.751
6	33.064	27.058	32.572	1'01.209	2'33.903P	185,9	13:35'46.654
7	51.771	38.262	32.079	25.051	2'27.163P	182,1	13:38'13.817
8	29.756	26.707	32.051	50.491	2'19.005P	180,9	13:40'32.822
9	42.468	27.764	32.172	42.843	2'25.247P	188,8	13:42'58.069
10	2'49.744	28.582	33.637	24.543	4'16.506P	180,3	13:47'14.575
11	29.476	26.662	31.769	<b>24.011</b>	1'51.918	181,5	13:49'06.493
12	<b>28.793</b>	26.127	<b>30.938</b>	24.258	<b>1'50.116</b>	185,9	13:50'56.609

**3° 22 A. CARRASCO [1'49.514]**

Lap	Seg1	Seg2	Seg3	Seg4	Lap Time	km/h	Local Time
1							
2	44.724	26.869	31.272	24.563	2'07.428P	185,2	13:27'52.961
3	29.154	26.324	31.039	24.215	1'50.732	185,6	13:29'43.693
4	29.274	26.022	30.866	24.136	1'50.298	186,5	13:31'33.991
5	29.585	26.343	30.911	24.267	1'51.106	186,2	13:33'25.097
6	28.843	<b>25.783</b>	<b>30.696</b>	27.464	1'52.786	<b>191,2</b>	13:35'17.883
7	28.977	25.978	30.998	24.287	1'50.240	186,5	13:37'08.123
8	29.029	26.090	31.011	24.126	1'50.256	184,6	13:38'58.379
9	28.872	25.808	30.739	24.239	1'49.658	189,5	13:40'48.037
10	29.307	26.289	31.311	2'48.105	4'15.012P	185,6	13:45'03.049
11	44.465	29.573	34.397	24.767	2'13.202P	170,3	13:47'16.251
12	28.955	26.058	30.940	24.132	1'50.085	188,8	13:49'06.336
13	<b>28.656</b>	25.923	30.904	<b>24.031</b>	<b>1'49.514</b>	184,6	13:50'55.850

**7° 36 B. NEILA [1'50.437]**

Lap	Seg1	Seg2	Seg3	Seg4	Lap Time	km/h	Local Time
1							
2	54.525	27.693	32.782	26.054	2'21.054P	185,6	13:27'35.413
3	30.137	27.182	32.022	24.704	1'54.045	185,9	13:29'29.458
4	29.756	26.409	31.419	24.842	1'52.426	186,9	13:31'21.884
5	30.255	26.599	31.408	24.502	1'52.764	185,6	13:33'14.648
6	30.999	26.971	32.123	58.876	2'28.969P	185,2	13:35'43.617
7	1'01.826	30.852	31.942	1'00.097	3'04.717P	181,5	13:38'48.334
8	55.883	30.719	37.553	24.902	2'29.057P	183,4	13:41'17.391
9	29.728	26.287	31.615	24.466	1'52.096	184,6	13:43'09.487
10	29.420	25.987	31.309	24.448	1'51.164	184,9	13:45'00.651
11	29.328	<b>25.874</b>	<b>31.082</b>	<b>24.153</b>	<b>1'50.437</b>	<b>187,8</b>	13:46'51.088
12	29.803	26.042	31.184	24.284	1'51.313	185,2	13:48'42.401
13	<b>29.237</b>	26.146	31.102	24.291	1'50.776	185,9	13:50'33.177

**4° 96 R. PONZIANI [1'49.573]**

Lap	Seg1	Seg2	Seg3	Seg4	Lap Time	km/h	Local Time
1							
2	1'02.111	27.745	32.367	26.522	2'28.745P	190,5	13:27'28.550
3	29.796	26.411	31.031	25.249	1'52.487	187,8	13:29'21.037
4	30.077	27.500	31.814	24.664	1'54.055	188,5	13:31'15.092
5	29.751	26.050	31.288	24.960	1'52.049	187,2	13:33'07.141
6	29.210	26.179	31.268	24.149	1'50.806	<b>191,2</b>	13:34'57.947
7	29.029	25.953	30.922	24.547	1'50.511	187,2	13:36'48.398
8	30.389	27.356	32.518	25.302	1'55.565	180,3	13:38'43.963
9	29.248	25.781	31.048	24.144	1'50.221	184,6	13:40'34.184
10	29.157	26.034	31.115	<b>24.110</b>	1'50.416	184,6	13:42'24.600

**8° 28 D. ONGARO [1'51.153]**

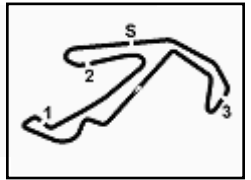
Lap	Seg1	Seg2	Seg3	Seg4	Lap Time	km/h	Local Time
1							
2	57.694	28.308	33.345	26.096	2'25.443P	<b>191,5</b>	13:27'17.503
3	30.780	26.847	32.381	25.170	1'55.178	189,1	13:29'12.681
4	30.214	26.872	32.054	24.943	1'54.083	184,6	13:31'06.764
5	29.985	26.703	31.741	24.974	1'53.403	183,7	13:33'00.167
6	30.291	27.467	32.424	24.848	1'55.030	183,1	13:34'55.197
7	29.766	26.544	31.723	24.796	1'52.829	187,5	13:36'48.026

14/06/2024 P = Pits In/Out - C = Lap Time Cancelled

These data/results cannot be reproduced, stored and/or transmitted in whole or in part by any manner of electronic, mechanical, photocopying, recording, broadcasting or otherwise now known or herein after developed without the previous express consent by the copyright owner, except for reproduction in daily press and regular printed publications on sale to the public within 60 days of the event related to those data/results and always provided that copyright symbol appears together as follows below.

© DORNA WSBK ORGANIZATION Srl 2024





Misano Circuit Sic 58 4.226 m

**Pirelli Emilia-Romagna Round, 14-16 June 2024  
Chronological Analysis Tissot Superpole**

2 / 4

8	29.749	26.671	31.865	24.862	1'53.147	183,4	13:38'41.173
9	30.920	27.603	31.379	24.660	1'54.562	185,9	13:40'35.735
10	<b>29.304</b>	26.402	31.507	24.640	1'51.853	185,2	13:42'27.588
11	29.682	26.481	31.587	24.734	1'52.484	184,6	13:44'20.072
12	30.493	29.990	32.093	25.047	1'57.623	188,8	13:46'17.695
13	29.797	26.432	31.644	24.754	1'52.627	186,9	13:48'10.322
14	29.521	<b>25.940</b>	<b>31.094</b>	<b>24.598</b>	<b>1'51.153</b>	188,5	13:50'01.475

4	30.002	26.400	31.866	24.885	1'53.153	182,1	13:31'33.719
5	30.106	26.290	<b>31.231</b>	24.681	1'52.308	<b>187,5</b>	13:33'26.027
6	29.838	<b>26.201</b>	31.544	26.472	1'54.055	183,7	13:35'20.082
7	32.063	26.945	31.674	24.949	1'55.631	182,7	13:37'15.713
8	30.002	26.392	31.524	24.910	1'52.828	182,1	13:39'08.541
9	30.021	36.318	34.019	24.700	2'05.058	180,3	13:41'13.599
10	<b>29.760</b>	26.388	31.654	24.743	1'52.545	181,5	13:43'06.144
11	29.792	26.212	31.408	<b>24.386</b>	<b>1'51.798</b>	183,7	13:44'57.942
12	30.158	26.363	31.501	24.654	1'52.676	183,7	13:46'50.618
13	30.720	27.743	32.339	25.123	1'55.925	184,0	13:48'46.543
14	29.920	26.534	31.900	24.974	1'53.328	182,7	13:50'39.871

**9° 16 L. MICHEL [1'51.224]**

Lap	Seg.1	Seg.2	Seg.3	Seg.4	Lap Time	km/h	Local Time
1							
2	49.473	27.304	32.293	26.300	2'15.370P	192,5	13:27'29.010
3	31.837	26.841	31.442	25.067	1'55.187	<b>195,7</b>	13:29'24.197
4	30.231	26.402	31.714	24.953	1'53.300	194,6	13:31'17.497
5	31.381	26.660	31.782	24.912	1'54.735	188,8	13:33'12.232
6	29.811	26.577	31.667	24.918	1'52.973	187,2	13:35'05.205
7	30.954	26.624	31.792	25.615	1'54.985	193,2	13:37'00.190
8	29.989	26.273	31.595	25.074	1'52.931	187,5	13:38'53.121
9	30.360	26.276	31.309	24.905	1'52.850	187,8	13:40'45.971
10	29.815	<b>26.230</b>	31.372	24.638	1'52.055	187,5	13:42'38.026
11	29.595	26.396	31.492	24.861	1'52.344	189,5	13:44'30.370
12	30.100	26.723	31.259	24.799	1'52.881	192,2	13:46'23.251
13	29.409	26.242	31.178	<b>24.395</b>	<b>1'51.224</b>	187,5	13:48'14.475
14	<b>29.403</b>	26.318	<b>31.086</b>	24.554	1'51.361	187,8	13:50'05.836

**13° 35 L. KEMMER [1'51.880]**

Lap	Seg.1	Seg.2	Seg.3	Seg.4	Lap Time	km/h	Local Time
1							
2	31.013	29.940	34.199	26.594		185,2	
3	30.536	27.538	32.936	25.772	1'57.259	187,2	13:29'14.306
4	30.524	27.398	31.864	25.089	1'54.887	184,0	13:31'09.193
5	30.524	26.810	31.817	25.172	1'54.323	181,8	13:33'03.516
6	30.006	26.690	31.833	24.924	1'53.453	182,4	13:34'56.969
7	29.722	27.033	32.025	25.561	1'54.341	181,8	13:36'51.310
8	30.778	27.421	32.652	25.947	1'56.798	180,3	13:38'48.108
9	30.407	27.044	31.648	24.955	1'54.054	183,4	13:40'42.162
10	30.235	26.956	31.742	25.205	1'54.138	185,6	13:42'36.300
11	29.995	<b>26.545</b>	32.028	25.366	1'53.934	<b>188,5</b>	13:44'30.234
12	29.745	26.861	31.724	24.930	1'53.260	183,1	13:46'23.494
13	29.713	27.130	31.790	24.992	1'53.625	184,0	13:48'17.119
14	<b>29.333</b>	26.605	<b>31.438</b>	<b>24.504</b>	<b>1'51.880</b>	182,7	13:50'08.999

**10° 46 P. RUIZ [1'51.560]**

Lap	Seg.1	Seg.2	Seg.3	Seg.4	Lap Time	km/h	Local Time
1		29.769	34.182	26.337		184,6	
2	30.847	27.205	32.923	25.582	1'56.557	187,2	13:29'12.950
3	30.903	27.041	32.023	24.866	1'54.833	183,7	13:31'07.783
4	29.934	26.627	31.835	24.579	1'52.975	182,7	13:33'00.758
5	29.848	27.121	32.306	24.705	1'53.980	181,8	13:34'54.738
6	29.759	26.568	32.502	24.721	1'53.550	181,5	13:36'48.288
7	29.783	26.715	31.841	24.702	1'53.041	184,9	13:38'41.329
8	38.204	29.326	33.199	25.252	2'05.981	178,2	13:40'47.310
9	29.776	26.750	31.878	24.676	1'53.080	<b>187,8</b>	13:42'40.390
10	29.465	<b>26.220</b>	<b>31.621</b>	24.254	<b>1'51.560</b>	184,9	13:44'31.950
11	31.918	27.938	32.784	24.749	1'57.389	180,6	13:46'29.339
12	29.475	26.455	31.911	24.517	1'52.358	184,6	13:48'21.697
13	<b>29.461</b>	26.975	32.360	<b>24.237</b>	1'53.033	185,6	13:50'14.730

**14° 21 N. VAN ASWEGEN [1'52.475]**

Lap	Seg.1	Seg.2	Seg.3	Seg.4	Lap Time	km/h	Local Time
1		27.751	33.600	26.693		<b>193,9</b>	
2	31.497	27.525	32.408	25.866	1'57.296	188,5	13:29'16.013
3	30.718	27.241	32.398	25.308	1'55.665	186,9	13:31'11.678
4	30.700	26.970	32.829	25.559	1'56.058	188,5	13:33'07.736
5	30.389	27.407	31.861	25.382	1'55.039	188,8	13:35'02.775
6	30.189	27.295	31.892	25.035	1'54.411	186,2	13:36'57.186
7	30.362	26.682	32.019	25.150	1'54.213	185,6	13:38'51.399
8	30.329	26.691	31.904	25.043	1'53.967	185,6	13:40'45.366
9	30.180	26.758	31.610	24.950	1'53.498	187,5	13:42'38.864
10	<b>29.745</b>	26.564	<b>31.273</b>	<b>24.893</b>	<b>1'52.475</b>	187,5	13:44'31.339
11	30.568	26.653	31.713	24.930	1'53.864	190,8	13:46'25.203
12	30.251	<b>26.532</b>	31.846	25.250	1'53.879	190,8	13:48'19.082
13	30.229	26.578	31.384	25.017	1'53.208	188,5	13:50'12.290

**11° 33 C. LIU [1'51.634]**

Lap	Seg.1	Seg.2	Seg.3	Seg.4	Lap Time	km/h	Local Time
1		28.587	36.152	27.512		180,0	
2	31.120	28.877	32.850	26.403	1'59.250	184,9	13:29'15.856
3	30.383	27.336	36.412	24.966	1'59.097	173,4	13:31'14.953
4	30.381	26.689	31.434	25.089	1'53.593	<b>185,9</b>	13:33'08.546
5	29.803	26.853	<b>31.237</b>	24.933	1'52.826	185,6	13:35'01.372
6	29.333	26.691	31.682	24.795	1'52.501	185,6	13:36'53.873
7	29.689	26.650	31.283	25.051	1'52.673	184,9	13:38'46.546
8	29.695	26.579	31.252	24.565	1'52.091	185,6	13:40'38.637
9	29.183	<b>26.569</b>	31.358	24.524	<b>1'51.634</b>	<b>185,9</b>	13:42'30.271
10	29.234	26.916	31.394	24.754	1'52.298	184,9	13:44'22.569
11	<b>29.068</b>	26.778	31.637	<b>24.424</b>	1'51.907	182,4	13:46'14.476
12	31.289	26.842	31.444	59.778	2'29.353P	183,1	13:48'43.829
13	48.307	29.856	34.670	26.079	2'18.912P	185,2	13:51'02.741

**15° 29 M. RUSTHEN [1'52.646]**

Lap	Seg.1	Seg.2	Seg.3	Seg.4	Lap Time	km/h	Local Time
1							
2	48.800	27.330	32.349	26.152	2'14.631P	<b>189,8</b>	13:27'29.346
3	31.004	26.682	31.639	25.035	1'54.360	186,2	13:29'23.706
4	30.231	26.611	<b>31.634</b>	24.887	1'53.363	189,1	13:31'17.069
5	31.083	26.486	31.674	25.326	1'54.569	185,2	13:33'11.638
6	30.206	26.483	31.645	25.083	1'53.417	189,1	13:35'05.055
7	30.904	26.324	31.822	1'07.779	2'36.829P	187,2	13:37'41.884
8	45.779	27.083	31.870	24.956	2'09.688P	182,7	13:39'51.572
9	30.295	26.675	31.817	24.930	1'53.717	183,4	13:41'45.289
10	30.364	26.674	31.705	24.835	1'53.578	183,1	13:43'38.867
11	30.018	27.286	32.536	24.867	1'54.707	180,6	13:45'33.574
12	<b>29.756</b>	26.441	31.840	24.897	1'52.934	186,2	13:47'26.508
13	30.228	26.554	31.733	<b>24.617</b>	1'53.132	183,4	13:49'19.640
14	29.869	<b>26.271</b>	31.802	24.704	<b>1'52.646</b>	184,9	13:51'12.286

**12° 10 R. YOCHAY [1'51.798]**

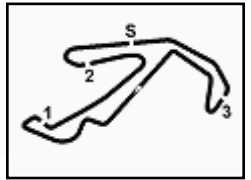
Lap	Seg.1	Seg.2	Seg.3	Seg.4	Lap Time	km/h	Local Time
1							
2	47.859	28.106	32.013	25.596	2'13.574P	185,9	13:27'47.830
3	29.972	26.461	31.483	24.820	1'52.736	185,9	13:29'40.566

14/06/2024 P = Pits In/Dut - C = Lap Time Cancelled

These data/results cannot be reproduced, stored and/or transmitted in whole or in part by any manner of electronic, mechanical, photocopying, recording, broadcasting or otherwise now known or herein after developed without the previous express consent by the copyright owner, except for reproduction in daily press and regular printed publications on sale to the public within 60 days of the event related to those data/results and always provided that copyright symbol appears together as follows below.

© DORNA WSBK ORGANIZATION Srl 2024





**Pirelli Emilia-Romagna Round, 14-16 June 2024**  
**Chronological Analysis Tissot Superpole**

16° 8 T. RELPH [1'52.837]							
Lap	Seg1	Seg2	Seg3	Seg4	Lap Time	km/h	Local Time
1		28.633	32.984	25.928		<b>192,9</b>	
2	31.017	27.137	32.149	1'17.146	2'47.449P	186,5	13:30'06.889
3	44.966	27.528	32.322	25.134	2'09.950P	183,4	13:32'16.839
4	30.189	27.012	31.977	25.060	1'54.238	183,4	13:34'11.077
5	30.309	27.366	32.176	1'02.037	2'31.888P	183,1	13:36'42.965
6	36.703	27.165	32.060	25.037	2'00.965P	186,2	13:38'43.930
7	30.072	<b>26.561</b>	31.817	24.901	1'53.351	184,0	13:40'37.281
8	<b>29.568</b>	26.698	31.666	24.905	<b>1'52.837</b>	184,3	13:42'30.118
9	29.750	26.998	31.497	24.905	1'53.150	185,2	13:44'23.268
10	29.806	27.208	31.909	26.193	1'55.116	183,7	13:46'18.384
11	29.835	27.044	<b>31.333</b>	<b>24.671</b>	1'52.883	188,5	13:48'11.267
12	29.901	26.942	31.744	24.886	1'53.473	184,0	13:50'04.740

20° 53 I. NADIEIEVA [1'53.754]							
Lap	Seg1	Seg2	Seg3	Seg4	Lap Time	km/h	Local Time
1		28.171	34.573	47.485		<b>188,5</b>	
2	48.774	27.336	32.541	26.091	2'14.742P	183,4	13:29'53.266
3	31.691	27.148	32.694	25.706	1'57.239	182,7	13:31'50.505
4	31.329	26.946	32.472	26.020	1'56.767	183,1	13:33'47.272
5	32.183	26.780	33.735	1'08.517	2'41.215P	<b>188,5</b>	13:36'28.487
6	53.294	27.257	32.261	25.819	2'18.631P	184,6	13:38'47.118
7	30.449	26.691	31.821	25.177	1'54.138	184,3	13:40'41.256
8	30.908	26.797	31.960	25.242	1'54.907	186,2	13:42'36.163
9	30.461	<b>26.483</b>	32.282	25.624	1'54.850	186,9	13:44'31.013
10	31.310	26.971	31.631	24.993	1'54.905	186,9	13:46'25.918
11	<b>30.350</b>	26.589	31.671	25.144	<b>1'53.754</b>	186,5	13:48'19.672
12	31.114	26.801	<b>31.589</b>	<b>24.940</b>	1'54.444	185,2	13:50'14.116

17° 19 A. OUREDNIKOVA [1'53.025]							
Lap	Seg1	Seg2	Seg3	Seg4	Lap Time	km/h	Local Time
1							
2	51.101	28.033	32.359	25.797	2'17.290P	185,6	13:27'35.660
3	30.317	26.973	32.056	25.322	1'54.668	186,2	13:29'30.328
4	<b>29.935</b>	26.851	31.553	25.193	1'53.532	186,9	13:31'23.860
5	30.122	26.858	31.484	25.111	1'53.575	186,5	13:33'17.435
6	30.246	26.964	32.861	26.583	1'56.654	<b>189,5</b>	13:35'14.089
7	30.322	27.351	32.331	25.119	1'55.123	182,7	13:37'09.212
8	29.949	<b>26.730</b>	<b>31.310</b>	<b>25.036</b>	<b>1'53.025</b>	186,9	13:39'02.237
9	30.167	26.841	31.862	25.426	1'54.296	183,1	13:40'56.533
10	30.281	26.828	31.624	25.200	1'53.933	184,3	13:42'50.466
11	30.013	26.909	31.774	25.094	1'53.790	183,1	13:44'44.256
12	30.025	26.731	31.664	25.357	1'53.777	186,5	13:46'38.033
13	30.695	26.833	31.544	25.195	1'54.267	188,5	13:48'32.300
14	30.724	<b>26.730</b>	32.334	25.430	1'55.218	188,8	13:50'27.518

21° 94 B. BARBERA [1'53.805]							
Lap	Seg1	Seg2	Seg3	Seg4	Lap Time	km/h	Local Time
1		28.849	33.711	26.847		187,8	
2	31.886	27.536	32.142	25.898	1'57.462	<b>195,3</b>	13:29'14.902
3	32.818	29.105	32.536	25.291	1'59.750	184,9	13:31'14.652
4	31.318	26.973	31.550	25.594	1'55.435	189,1	13:33'10.087
5	30.551	27.436	31.557	25.199	1'54.743	186,9	13:35'04.830
6	30.724	26.952	31.843	26.859	1'56.378	190,1	13:37'01.208
7	<b>30.237</b>	26.696	31.712	25.297	1'53.942	186,9	13:38'55.150
8	31.376	26.998	32.062	25.724	1'56.160	187,8	13:40'51.310
9	30.476	<b>26.456</b>	31.845	25.305	1'54.082	188,8	13:42'45.392
10	30.461	26.703	<b>31.505</b>	25.136	<b>1'53.805</b>	186,9	13:44'39.197
11	31.452	28.250	33.496	25.384	1'58.582	173,9	13:46'37.779
12	30.642	26.704	31.729	<b>25.060</b>	1'54.135	186,9	13:48'31.914
13	30.874	27.750	32.668			186,5	

18° 14 M. DOBBS [1'53.026]							
Lap	Seg1	Seg2	Seg3	Seg4	Lap Time	km/h	Local Time
1		28.547	34.099	26.231		188,8	
2	30.892	27.288	33.071	25.999	1'57.250	<b>191,5</b>	13:29'14.904
3	31.100	26.693	32.750	25.170	1'55.713	188,8	13:31'10.617
4	30.540	26.641	32.091	24.990	1'54.262	184,9	13:33'04.879
5	30.813	26.710	32.457	24.926	1'54.906	183,4	13:34'59.785
6	30.178	26.445	32.332	24.810	1'53.765	181,8	13:36'53.550
7	30.443	26.574	32.076	25.300	1'54.393	184,0	13:38'47.943
8	30.065	26.528	32.112	<b>24.759</b>	1'53.464	184,9	13:40'41.407
9	30.122	26.809	32.265	24.903	1'54.099	181,5	13:42'35.506
10	30.323	26.546	32.577	25.313	1'54.759	183,4	13:44'30.265
11	31.107	<b>26.265</b>	31.986	24.791	1'54.149	185,2	13:46'24.414
12	30.220	26.747	31.841	25.577	1'54.385	186,5	13:48'18.799
13	<b>29.990</b>	26.322	<b>31.816</b>	24.898	<b>1'53.026</b>	183,4	13:50'11.825

22° 77 A. SIBAJA [1'54.717]							
Lap	Seg1	Seg2	Seg3	Seg4	Lap Time	km/h	Local Time
1		28.523	34.391	28.558		183,1	
2	31.278	27.912	33.542	25.842	1'58.574	183,7	13:29'14.180
3	31.201	27.074	32.591	25.517	1'56.383	184,6	13:31'10.563
4	31.055	27.116	33.138	25.769	1'57.078	183,1	13:33'07.641
5	31.110	27.104	32.486	25.437	1'56.137	<b>187,8</b>	13:35'03.778
6	30.585	26.799	32.572	25.438	1'55.394	185,2	13:36'59.172
7	<b>30.308</b>	26.876	32.815	25.186	1'55.185	186,2	13:38'54.357
8	30.802	26.875	32.825	25.351	1'55.853	183,1	13:40'50.210
9	30.522	26.753	32.464	25.404	1'55.143	183,1	13:42'45.353
10	30.987	<b>26.621</b>	<b>32.428</b>	25.221	1'55.257	185,2	13:44'40.610
11	30.426	26.671	32.461	25.159	<b>1'54.717</b>	184,6	13:46'35.327
12	30.533	27.050	33.010	25.356	1'55.949	186,5	13:48'31.276
13	30.499	26.866	32.837	<b>25.080</b>	1'55.282	186,2	13:50'26.558

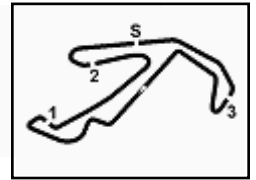
19° 83 A. MADRIGAL [1'53.753]							
Lap	Seg1	Seg2	Seg3	Seg4	Lap Time	km/h	Local Time
1							
2	1'03.270	30.905	34.287	26.676	2'35.138P	182,4	13:27'28.444
3	32.187	27.456	32.565	25.408	1'57.616	185,9	13:29'26.060
4	30.381	27.482	32.535	25.320	1'55.718	183,7	13:31'21.778
5	30.651	27.124	32.305	25.067	1'55.147	184,6	13:33'16.925
6	30.499	26.693	33.171	1'48.442	3'18.805P	186,9	13:36'35.730
7	44.593	27.015	32.269	25.157	2'09.034P	185,2	13:38'44.764
8	<b>29.959</b>	26.679	32.018	25.097	<b>1'53.753</b>	184,0	13:40'38.517
9	30.036	26.681	32.105	24.982	1'53.804	184,3	13:42'32.321
10	31.420	27.420	33.500	25.376	1'57.716	180,3	13:44'30.037
11	31.080	26.874	32.012	<b>24.921</b>	1'54.887	187,2	13:46'24.924
12	30.231	<b>26.583</b>	<b>31.724</b>	25.496	1'54.034	<b>188,2</b>	13:48'18.958
13	33.677	27.130	32.368	25.420	1'58.595	184,6	13:50'17.553

23° 44 L. HIRANO [1'54.965]							
Lap	Seg1	Seg2	Seg3	Seg4	Lap Time	km/h	Local Time
1		28.230	33.366	26.260		182,1	
2	31.516	27.668	32.901	25.574	1'57.659	181,2	13:29'12.456
3	31.148	27.688	32.310	25.211	1'56.357	184,3	13:31'08.813
4	30.667	27.451	32.286	25.487	1'55.891	182,7	13:33'04.704
5	30.744	27.513	32.335	25.208	1'55.800	<b>184,6</b>	13:35'00.504
6	30.955	27.157	32.463	25.429	1'56.004	181,5	13:36'56.508
7	30.727	27.619	32.593	<b>25.141</b>	1'56.080	182,1	13:38'52.588
8	30.572	27.426	32.185	25.280	1'55.463	182,4	13:40'48.051
9	<b>30.466</b>	27.207	<b>32.075</b>	25.217	<b>1'54.965</b>	182,1	13:42'43.016
10	30.361	27.380	32.579	25.491	1'55.811	180,0	13:44'38.827
11	30.562	27.229	32.502	25.313	1'55.606	180,9	13:46'34.433
12	30.767	27.499	32.519	25.553	1'56.338	180,0	13:48'30.771

14/06/2024 P = Pits In/Out - C = Lap Time Cancelled

These data/results cannot be reproduced, stored and/or transmitted in whole or in part by any manner of electronic, mechanical, photocopying, recording, broadcasting or otherwise now known or herein after developed without the previous express consent by the copyright owner, except for reproduction in daily press and regular printed publications on sale to the public within 60 days of the event related to those data/results and always provided that copyright symbol appears together as follows below.

© DORNA WSBK ORGANIZATION Srl 2024



**Pirelli Emilia-Romagna Round, 14-16 June 2024  
Chronological Analysis Tissot Superpole**

13 30.582 27.117 33.469 25.351 1'56.519 180,9 13:50'27.290

24° 4 E. BONDI [1'55.064]							
Lap	Seg.1	Seg.2	Seg.3	Seg.4	Lap Time	km/h	Local Time
1		29.353	34.581	27.469		<b>184,0</b>	
2	31.663	28.401	33.787	40.303	2'14.154P	183,7	13:29'35.715
3	42.454	28.353	34.148	26.310	2'11.265P	181,2	13:31'46.980
4	31.384	28.279	34.011	26.368	2'00.042	181,2	13:33'47.022
5	31.002	27.943	33.451	25.940	1'58.336	183,4	13:35'45.358
6	30.554	27.973	33.695	25.904	1'58.126	182,1	13:37'43.484
7	30.715	27.423	33.052	25.595	1'56.785	182,1	13:39'40.269
8	30.718	27.609	33.007	25.722	1'57.056	181,2	13:41'37.325
9	30.448	27.234	33.150	25.554	1'56.386	181,5	13:43'33.711
10	<b>30.169</b>	27.354	33.090	25.929	1'56.542	180,9	13:45'30.253
11	30.651	27.578	32.780	25.786	1'56.795	181,2	13:47'27.048
12	30.247	27.148	<b>32.309</b>	25.360	<b>1'55.064</b>	182,7	13:49'22.112
13	30.339	<b>27.056</b>	32.476	<b>25.264</b>	1'55.135	183,1	13:51'17.247

25° 34 A. WHITMORE [1'55.482]							
Lap	Seg.1	Seg.2	Seg.3	Seg.4	Lap Time	km/h	Local Time
1		28.737	34.863	26.467		<b>184,9</b>	
2	31.227	27.754	32.719	26.209	1'57.909	184,6	13:29'19.187
3	31.563	27.872	32.548	25.541	1'57.524	<b>184,9</b>	13:31'16.711
4	31.831	27.088	32.639	25.752	1'57.310	184,6	13:33'14.021
5	30.794	28.902	32.882	26.280	1'58.858	183,7	13:35'12.879
6	31.209	28.108	32.839	1'50.605	3'22.761P	175,9	13:38'35.640
7	54.437	28.271	33.543	25.711	2'21.962P	184,3	13:40'57.602
8	30.494	27.157	32.638	25.545	1'55.834	183,7	13:42'53.436
9	<b>30.413</b>	27.400	32.732	25.814	1'56.359	180,9	13:44'49.795
10	30.573	27.810	<b>32.461</b>	25.638	1'56.482	181,8	13:46'46.277
11	34.123	27.517	32.746	25.637	2'00.023C	184,0	13:48'46.300
12	30.513	<b>26.891</b>	32.650	<b>25.428</b>	<b>1'55.482</b>	184,3	13:50'41.782

26° 5 K. SILFA [1'57.805]							
Lap	Seg.1	Seg.2	Seg.3	Seg.4	Lap Time	km/h	Local Time
1		28.608	34.058	26.516		184,3	
2	32.562	<b>27.847</b>	33.545	26.524	2'00.478	181,2	13:29'18.790
3	31.656	28.980	34.121	26.247	2'01.004	185,6	13:31'19.794
4	31.963	28.374	32.928	26.037	1'59.302	181,8	13:33'19.096
5	31.291	27.981	32.781	28.325	2'00.378	<b>186,9</b>	13:35'19.474
6	31.752	28.115	33.201	26.104	1'59.172	181,2	13:37'18.646
7	36.968	32.969	33.727	26.625	2'10.289	178,5	13:39'28.935
8	32.104	28.460	33.163	25.766	1'59.493	179,7	13:41'28.428
9	32.214	30.194	41.199	2'49.247	4'32.854P	115,6	13:46'01.282
10	50.456	28.213	<b>32.747</b>	26.117	2'17.533P	182,1	13:48'18.815
11	<b>31.210</b>	27.993	32.853	<b>25.749</b>	<b>1'57.805</b>	180,9	13:50'16.620

14/06/2024 P = Pits In/Out - C = Lap Time Cancelled

These data/results cannot be reproduced, stored and/or transmitted in whole or in part by any manner of electronic, mechanical, photocopying, recording, broadcasting or otherwise now known or herein after developed without the previous express consent by the copyright owner, except for reproduction in daily press and regular printed publications on sale to the public within 60 days of the event related to those data/results and always provided that copyright symbol appears together as follows below.

© DORNA WSBK ORGANIZATION Srl 2024