

Jerez 4.423 m

Prometeon Spanish Round, 18-20 October 2024
Chronological Analysis Race 1

Start at 14:00'13.884

1 / 5

1° 11 N. BULEGA [1'39.371]							
Lap	Seg1	Seg2	Seg3	Seg4	Lap Time	km/h	Local Time
1		14.495	29.650	30.322	1'44.149	277,5	14:01'58.033
2	24.786	14.586	29.662	30.337	1'39.371	276,1	14:03'37.404
3	24.834	14.588	29.780	30.437	1'39.639	275,4	14:05'17.043
4	24.936	14.607	29.845	30.526	1'39.914	274,7	14:06'56.957
5	25.052	14.611	29.807	30.563	1'40.033	276,1	14:08'36.990
6	25.063	14.667	29.860	30.543	1'40.133	276,8	14:10'17.123
7	25.011	14.621	29.870	30.530	1'40.032	276,8	14:11'57.155
8	25.097	14.672	29.852	30.462	1'40.083	276,1	14:13'37.238
9	25.019	14.635	29.907	30.616	1'40.177	276,1	14:15'17.415
10	25.143	14.615	29.934	30.577	1'40.269	275,4	14:16'57.684
11	25.105	14.636	29.959	30.655	1'40.355	276,1	14:18'38.039
12	25.165	14.735	29.990	30.653	1'40.543	275,4	14:20'18.582
13	25.093	14.652	29.981	30.759	1'40.485	276,8	14:21'59.067
14	25.104	14.668	30.000	30.779	1'40.551	278,9	14:23'39.618
15	25.224	14.653	30.092	30.858	1'40.827	276,8	14:25'20.445
16	25.328	14.728	30.166	30.797	1'41.019	276,8	14:27'01.464
17	25.297	14.703	30.158	30.762	1'40.920	276,1	14:28'42.384
18	25.272	14.743	30.040	30.808	1'40.863	276,8	14:30'23.247
19	25.263	14.751	30.240	31.089	1'41.343	277,5	14:32'04.590
20	25.411	14.833	30.369	31.419	1'42.032	276,8	14:33'46.622
Race Time 33'32.738							

16	25.119	14.903	30.169	30.874	1'41.065	272,0	14:27'11.066
17	25.098	14.882	30.066	30.864	1'40.910	270,0	14:28'51.976
18	25.179	15.017	30.117	30.815	1'41.128	269,3	14:30'33.104
19	25.270	14.987	30.307	30.839	1'41.403	270,0	14:32'14.507
20	25.199	15.039	30.336	30.902	1'41.476	270,7	14:33'55.983
Race Time 33'42.099							

2° 54 T. RAZGATLIOGLU [1'39.489]							
Lap	Seg1	Seg2	Seg3	Seg4	Lap Time	km/h	Local Time
1		14.639	29.769	30.374	1'44.583	278,9	14:01'58.467
2	24.672	14.659	29.685	30.473	1'39.489	276,1	14:03'37.956
3	24.852	14.714	29.743	30.512	1'39.821	276,1	14:05'17.777
4	24.806	14.724	29.716	30.484	1'39.730	276,8	14:06'57.507
5	24.855	14.781	29.790	30.604	1'40.030	275,4	14:08'37.537
6	24.927	14.698	29.702	30.640	1'39.967	276,8	14:10'17.504
7	24.990	14.799	29.901	30.682	1'40.372	276,1	14:11'57.876
8	25.087	14.806	29.993	30.738	1'40.624	276,1	14:13'38.500
9	25.054	14.833	30.069	30.771	1'40.727	276,1	14:15'19.227
10	25.003	14.810	30.003	30.865	1'40.681	274,7	14:16'59.908
11	25.060	14.868	30.025	30.793	1'40.746	274,7	14:18'40.654
12	25.012	14.886	29.972	30.884	1'40.754	273,4	14:20'21.408
13	25.102	14.901	29.951	30.956	1'40.910	275,4	14:22'02.318
14	25.159	14.871	30.077	30.900	1'41.007	277,5	14:23'43.325
15	25.055	14.946	30.050	30.961	1'41.012	276,8	14:25'24.337
16	25.185	14.899	30.085	30.931	1'41.100	277,5	14:27'05.437
17	25.150	14.838	29.972	30.894	1'40.854	276,1	14:28'46.291
18	25.208	14.979	30.098	31.144	1'41.429	276,1	14:30'27.720
19	25.263	15.035	30.178	31.102	1'41.578	276,1	14:32'09.298
20	25.246	15.060	30.245	32.840	1'43.391	276,8	14:33'52.689
Race Time 33'38.805							

4° 22 A. LOWES [1'40.232]							
Lap	Seg1	Seg2	Seg3	Seg4	Lap Time	km/h	Local Time
1		14.622	29.566	30.479	1'45.240	275,4	14:01'59.124
2	24.973	14.703	30.078	30.478	1'40.232	278,9	14:03'39.356
3	25.104	14.720	30.156	30.695	1'40.675	276,1	14:05'20.031
4	24.995	14.730	30.071	30.683	1'40.479	281,7	14:07'00.510
5	25.137	14.800	30.049	30.721	1'40.707	276,8	14:08'41.217
6	25.189	14.799	30.016	30.856	1'40.860	275,4	14:10'22.077
7	25.204	14.821	29.995	30.743	1'40.763	273,4	14:12'02.840
8	25.258	14.845	30.094	30.725	1'40.922	272,7	14:13'43.762
9	25.142	14.831	30.140	30.710	1'40.823	274,7	14:15'24.585
10	25.219	14.859	30.065	30.750	1'40.893	273,4	14:17'05.478
11	25.235	14.843	30.023	30.735	1'40.836	278,2	14:18'46.314
12	25.220	14.874	30.064	30.809	1'40.967	273,4	14:20'27.281
13	25.348	14.825	30.049	30.914	1'41.136	276,1	14:22'08.417
14	25.192	14.830	30.087	30.868	1'40.977	276,8	14:23'49.394
15	25.289	14.830	30.057	30.836	1'41.012	276,1	14:25'30.406
16	25.284	14.795	30.074	30.870	1'41.023	278,9	14:27'11.429
17	25.391	14.834	29.994	30.976	1'41.195	276,1	14:28'52.624
18	25.326	15.024	30.180	31.010	1'41.540	272,7	14:30'34.164
19	25.502	14.966	30.313	31.079	1'41.860	274,0	14:32'16.024
20	25.425	15.027	30.305	31.090	1'41.847	274,7	14:33'57.871
Race Time 33'43.987							

3° 55 A. LOCATELLI [1'40.098]							
Lap	Seg1	Seg2	Seg3	Seg4	Lap Time	km/h	Local Time
1		14.741	29.838	30.644	1'45.196	270,7	14:01'59.080
2	24.915	14.755	29.859	30.569	1'40.098	272,0	14:03'39.178
3	24.978	14.811	29.948	30.723	1'40.460	270,0	14:05'19.638
4	25.061	14.803	30.015	30.801	1'40.680	270,0	14:07'00.318
5	24.993	14.925	29.973	30.752	1'40.643	271,3	14:08'40.961
6	25.025	14.878	30.110	30.804	1'40.817	270,7	14:10'21.778
7	25.086	14.908	30.058	30.822	1'40.874	269,3	14:12'02.652
8	25.149	14.846	30.038	30.854	1'40.887	270,7	14:13'43.539
9	25.038	14.941	30.023	30.792	1'40.794	268,7	14:15'24.333
10	25.108	14.919	30.034	30.810	1'40.871	269,3	14:17'05.204
11	25.108	14.902	30.011	30.840	1'40.861	270,0	14:18'46.065
12	25.102	14.929	30.060	30.815	1'40.906	270,0	14:20'26.971
13	25.160	14.968	29.996	30.838	1'40.962	271,3	14:22'07.933
14	25.141	14.978	30.160	30.799	1'41.078	269,3	14:23'49.011
15	25.128	14.962	30.035	30.865	1'40.990	270,7	14:25'30.001

5° 7 I. LECUONA [1'40.022]							
Lap	Seg1	Seg2	Seg3	Seg4	Lap Time	km/h	Local Time
1		14.596	29.907	30.393	1'45.602	278,2	14:01'59.486
2	24.903	14.645	29.969	30.505	1'40.022	275,4	14:03'39.508
3	25.137	14.634	29.825	30.633	1'40.229	280,3	14:05'19.737
4	25.146	14.818	30.189	30.785	1'40.938	271,3	14:07'00.675
5	25.169	15.240	30.053	30.670	1'41.132	270,7	14:08'41.807
6	25.151	14.864	30.071	30.712	1'40.798	274,0	14:10'22.605
7	25.114	14.897	30.078	30.949	1'41.038	274,7	14:12'03.643
8	25.190	14.880	30.099	30.768	1'40.937	273,4	14:13'44.580
9	25.082	14.913	30.047	30.786	1'40.828	272,0	14:15'25.408
10	25.178	14.877	30.107	30.785	1'40.947	272,7	14:17'06.355
11	25.082	14.895	30.077	30.794	1'40.848	272,7	14:18'47.203
12	25.129	14.892	30.106	30.824	1'40.951	272,0	14:20'28.154
13	25.225	14.867	30.139	30.827	1'41.058	275,4	14:22'09.212
14	25.250	14.950	30.148	30.942	1'41.290	273,4	14:23'50.502
15	25.220	14.942	30.144	30.934	1'41.240	272,7	14:25'31.742
16	25.294	15.001	30.265	30.938	1'41.498	271,3	14:27'13.240
17	25.199	14.994	30.204	30.916	1'41.313	270,7	14:28'54.553
18	25.367	15.033	30.213	31.010	1'41.623	269,3	14:30'36.176
19	25.471	15.042	30.344	31.130	1'41.987	270,0	14:32'18.163
20	25.395	15.110	30.374	31.177	1'42.056	270,7	14:34'00.219
Race Time 33'46.335							

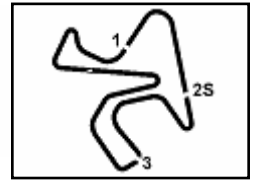
6° 60 M. VAN DER MARK [1'40.466]							
Lap	Seg1	Seg2	Seg3	Seg4	Lap Time	km/h	Local Time
1		14.573	30.085	30.447	1'46.006	282,5	14:01'59.890
2	25.060	14.613	30.416	30.564	1'40.653	281,7	14:03'40.543
3	25.079	14.658	30.133	30.596	1'40.466	277,5	14:05'21.009
4	25.079	14.746	30.041	30.609	1'40.475	278,2	14:07'01.484
5	25.118	14.764	30.289	30.738	1'40.909	278,9	14:08'42.393
6	25.154	14.761	30.030	30.746	1'40.691	278,2	14:10'23.084
7	25.184	14.784	30.101	30.722	1'40.791	276,8	14:12'03.875
8	25.217	14.822	30.192	30.780	1'41.011	276,8	14:13'44.886
9	25.209	14.781	30.148	30.887	1'41.025	277,5	14:15'25.911

19/10/2024

P = Pits In/Dut - C = Lap Time Cancelled

These data/results cannot be reproduced, stored and/or transmitted in whole or in part by any manner of electronic, mechanical, photocopying, recording, broadcasting or otherwise now known or herein after developed without the previous express consent by the copyright owner, except for reproduction in daily press and regular printed publications on sale to the public within 60 days of the event related to those data/results and always provided that copyright symbol appears together as follows below.

© DORNA WSBK ORGANIZATION Srl 2024



Jerez 4.423 m

Prometeon Spanish Round, 18-20 October 2024
Chronological Analysis Race 1

Start at 14:00'13.884

2 / 5

10	25.133	14.813	30.255	30.884	1'41.085	274,7	14:17'06.996	4	25.156	14.682	30.247	30.817	1'40.902	277,5	14:07'03.452
11	25.168	14.865	30.239	30.869	1'41.141	274,7	14:18'48.137	5	25.292	14.807	30.263	30.780	1'41.142	276,8	14:08'44.594
12	25.201	14.928	30.159	30.902	1'41.190	276,1	14:20'29.327	6	25.191	14.719	30.344	30.824	1'41.078	278,2	14:10'25.672
13	25.244	14.838	30.221	30.883	1'41.186	276,8	14:22'10.513	7	25.138	14.759	30.251	30.662	1'40.810	274,7	14:12'06.482
14	25.268	14.921	30.188	30.941	1'41.318	276,1	14:23'51.831	8	25.226	14.841	30.211	30.750	1'41.028	270,7	14:13'47.510
15	25.407	14.920	30.265	30.999	1'41.591	276,1	14:25'33.422	9	25.145	14.825	30.278	30.830	1'41.078	275,4	14:15'28.588
16	25.320	14.835	30.271	30.926	1'41.352	275,4	14:27'14.774	10	25.320	14.798	30.320	30.852	1'41.290	275,4	14:17'09.878
17	25.248	14.908	30.178	30.896	1'41.230	274,7	14:28'56.004	11	25.164	14.843	30.230	30.719	1'40.956	272,7	14:18'50.834
18	25.349	14.982	30.299	31.006	1'41.636	274,0	14:30'37.640	12	25.256	14.814	30.164	30.792	1'41.026	272,7	14:20'31.860
19	25.418	14.981	30.447	31.147	1'41.993	273,4	14:32'19.633	13	25.257	14.786	30.294	30.976	1'41.313	279,6	14:22'13.173
20	25.423	14.967	30.393	31.182	1'41.965	274,0	14:34'01.598	14	25.448	14.809	30.361	31.024	1'41.642	278,9	14:23'54.815

Race Time 33'47.714

7° 97 X. VIERGE [1'40.282]							
Lap	Seg1	Seg2	Seg3	Seg4	Lap Time	km/h	Local Time
1		14.690	30.079	30.588	1'46.689	282,5	14:02'00.573
2	24.985	14.706	29.976	30.615	1'40.282	278,9	14:03'40.855
3	25.150	14.723	30.311	30.615	1'40.799	278,2	14:05'21.654
4	25.007	14.737	30.128	30.779	1'40.651	278,2	14:07'02.305
5	25.029	14.781	30.182	30.726	1'40.718	276,8	14:08'43.023
6	25.043	14.764	30.226	30.736	1'40.769	281,7	14:10'23.792
7	25.073	14.797	30.270	30.761	1'40.901	278,9	14:12'04.693
8	25.259	14.908	30.233	30.851	1'41.251	276,8	14:13'45.944
9	25.181	14.870	30.209	30.809	1'41.069	276,1	14:15'27.013
10	25.138	14.867	30.284	30.828	1'41.117	276,1	14:17'08.130
11	25.194	14.900	30.203	30.892	1'41.189	276,8	14:18'49.319
12	25.236	14.962	30.289	30.896	1'41.383	275,4	14:20'30.702
13	25.234	14.920	30.172	30.824	1'41.150	276,1	14:22'11.852
14	25.227	14.903	30.288	30.900	1'41.318	277,5	14:23'53.170
15	25.138	14.912	30.328	30.913	1'41.291	278,2	14:25'34.461
16	25.227	14.844	30.360	30.948	1'41.379	278,9	14:27'15.840
17	25.356	14.891	30.321	30.883	1'41.451	278,9	14:28'57.291
18	25.247	14.900	30.488	31.001	1'41.636	277,5	14:30'38.927
19	25.292	14.971	30.418	31.071	1'41.752	277,5	14:32'20.679
20	25.276	14.955	30.377	31.097	1'41.705	277,5	14:34'02.384

Race Time 33'48.500

8° 47 A. BASSANI [1'40.312]							
Lap	Seg1	Seg2	Seg3	Seg4	Lap Time	km/h	Local Time
1		14.778	30.135	30.934	1'47.333	274,7	14:02'01.217
2	25.097	14.669	29.946	30.600	1'40.312	276,8	14:03'41.529
3	25.150	14.718	30.209	30.635	1'40.712	278,2	14:05'22.241
4	25.201	14.830	30.127	30.783	1'40.941	277,5	14:07'03.182
5	25.191	14.866	30.112	30.675	1'40.844	271,3	14:08'44.026
6	25.259	14.787	29.996	30.888	1'40.930	276,8	14:10'24.956
7	25.142	14.822	29.972	30.666	1'40.602	274,0	14:12'05.558
8	25.311	14.834	30.026	30.836	1'41.007	275,4	14:13'46.565
9	25.227	14.842	30.155	30.853	1'41.077	274,7	14:15'27.642
10	25.271	14.863	30.255	30.944	1'41.333	273,4	14:17'08.975
11	25.375	14.825	30.131	30.822	1'41.153	275,4	14:18'50.128
12	25.351	14.983	30.162	30.991	1'41.487	272,0	14:20'31.615
13	25.329	14.906	30.210	31.030	1'41.475	278,9	14:22'13.090
14	25.385	14.880	30.293	30.932	1'41.490	275,4	14:23'54.580
15	25.338	14.907	30.211	30.967	1'41.423	277,5	14:25'36.003
16	25.305	14.923	30.157	30.838	1'41.223	278,9	14:27'17.226
17	25.257	14.829	30.197	30.884	1'41.167	275,4	14:28'58.393
18	25.262	14.857	30.201	30.811	1'41.131	276,1	14:30'39.524
19	25.461	14.883	30.249	31.049	1'41.642	276,1	14:32'21.166
20	25.418	14.913	30.293	31.117	1'41.741	278,2	14:34'02.907

Race Time 33'49.023

9° 77 D. AEGERTER [1'40.388]							
Lap	Seg1	Seg2	Seg3	Seg4	Lap Time	km/h	Local Time
1		14.899	30.456	30.863	1'47.609	272,7	14:02'01.493
2	25.224	14.676	30.005	30.483	1'40.388	278,9	14:03'41.881
3	25.095	14.669	30.235	30.670	1'40.669	276,1	14:05'22.550

10° 31 G. GERLOFF [1'40.735]							
Lap	Seg1	Seg2	Seg3	Seg4	Lap Time	km/h	Local Time
1		14.734	30.059	30.548	1'46.341	281,0	14:02'00.225
2	25.049	15.146	30.090	30.763	1'41.048	275,4	14:03'41.273
3	25.134	14.797	30.106	30.698	1'40.735	278,9	14:05'22.008
4	25.175	14.777	30.217	30.854	1'41.023	278,2	14:07'03.031
5	25.635	14.808	30.149	30.784	1'41.376	276,1	14:08'44.407
6	25.267	14.752	30.269	30.660	1'40.948	280,3	14:10'25.355
7	25.213	14.762	30.177	30.738	1'40.890	278,9	14:12'06.245
8	25.200	14.817	30.111	30.840	1'40.968	277,5	14:13'47.213
9	25.169	14.839	30.284	30.769	1'41.061	277,5	14:15'28.274
10	25.396	14.840	30.243	30.684	1'41.163	276,1	14:17'09.437
11	25.235	14.850	30.194	30.755	1'41.034	278,2	14:18'50.471
12	26.391	14.888	30.213	30.991	1'42.483	278,9	14:20'32.954
13	25.100	14.888	30.320	30.857	1'41.165	278,9	14:22'14.119
14	25.310	14.897	30.237	30.964	1'41.408	278,2	14:23'55.527
15	25.382	14.918	30.187	30.903	1'41.390	279,6	14:25'36.917
16	25.304	14.892	30.245	30.772	1'41.213	278,9	14:27'18.130
17	25.243	14.870	30.288	30.948	1'41.349	281,0	14:28'59.479
18	25.252	14.876	30.196	30.828	1'41.152	279,6	14:30'40.631
19	25.317	14.955	30.348	30.879	1'41.499	279,6	14:32'22.130
20	25.309	14.893	30.293	30.851	1'41.346	281,0	14:34'03.476

Race Time 33'49.592

11° 65 J. REA [1'40.772]							
Lap	Seg1	Seg2	Seg3	Seg4	Lap Time	km/h	Local Time
1		14.955	30.680	30.880	1'48.055	272,7	14:02'01.939
2	25.112	14.662	30.245	30.826	1'40.845	276,8	14:03'42.784
3	25.176	14.818	30.222	30.770	1'40.986	275,4	14:05'23.770
4	25.174	14.765	30.013	30.820	1'40.772	273,4	14:07'04.542
5	25.088	14.751	30.122	30.855	1'40.816	274,0	14:08'45.358
6	25.131	14.799	30.160	30.925	1'41.015	274,0	14:10'26.373
7	25.166	14.851	30.151	30.967	1'41.135	274,0	14:12'07.508
8	25.242	14.816	30.258	30.907	1'41.223	274,7	14:13'48.731
9	25.354	14.964	30.200	30.978	1'41.496	270,7	14:15'30.227
10	25.276	14.941	30.127	30.979	1'41.323	270,0	14:17'11.550
11	25.231	14.983	30.139	31.129	1'41.482	270,7	14:18'53.032
12	25.322	14.884	30.226	31.044	1'41.476	270,7	14:20'34.508
13	25.241	14.890	30.225	30.883	1'41.239	271,3	14:22'15.747
14	25.234	14.935	30.270	31.028	1'41.467	272,7	14:23'57.214
15	25.279	14.941	30.222	30.915	1'41.357	272,0	14:25'38.571
16	25.299	14.948	30.130	31.164	1'41.541	270,7	14:27'20.112
17	25.187	14.921	30.325	30.973	1'41.406	271,3	14:29'01.518
18	25.279	14.958	30.407	30.990	1'41.634	272,7	14:30'43.152
19	25.344	14.944	30.159	31.048	1'41.495	270,7	14:32'24.647
20	25.305	14.956	30.271	31.211	1'41.743	272,0	14:34'06.390

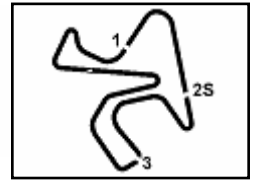
19/10/2024

P = Pits In/Out - C = Lap Time Cancelled

These data/results cannot be reproduced, stored and/or transmitted in whole or in part by any manner of electronic, mechanical, photocopying, recording, broadcasting or otherwise now known or herein after developed without the previous express consent by the copyright owner, except for reproduction in daily press and regular printed publications on sale to the public within 60 days of the event related to those data/results and always provided that copyright symbol appears together as follows below.

© DORNA WSBK ORGANIZATION Srl 2024





Jerez 4.423 m

Prometeon Spanish Round, 18-20 October 2024

Chronological Analysis Race 1

Start at 14:00'13.884

3 / 5

12° 29 A. IANNONE [1'40.484]							
Lap	Seg1	Seg2	Seg3	Seg4	Lap Time	km/h	Local Time
1		14.857	30.570	30.640	1'47.733	282,5	14:02'01.617
2	25.243	14.690	30.238	30.759	1'40.930	281,0	14:03'42.547
3	25.312	14.781	30.054	30.629	1'40.776	277,5	14:05'23.323
4	25.123	14.698	30.048	30.615	1'40.484	278,9	14:07'03.807
5	25.211	14.750	30.312	30.847	1'41.120	280,3	14:08'44.927
6	25.192	14.683	30.243	30.821	1'40.939	281,0	14:10'25.866
7	25.279	14.884	30.270	30.828	1'41.261	278,9	14:12'07.127
8	25.403	14.844	30.289	30.831	1'41.367	277,5	14:13'48.494
9	25.668	15.003	30.428	30.864	1'41.963	277,5	14:15'30.457
10	25.358	14.817	30.305	30.862	1'41.342	278,9	14:17'11.799
11	25.419	14.901	30.436	30.893	1'41.649	278,2	14:18'53.448
12	25.313	14.918	30.440	30.989	1'41.660	279,6	14:20'35.108
13	25.462	14.871	30.400	30.805	1'41.538	279,6	14:22'16.646
14	25.468	14.892	30.454	30.980	1'41.794	277,5	14:23'58.440
15	25.221	14.808	30.240	30.831	1'41.100	278,9	14:25'39.540
16	25.222	14.777	30.345	30.761	1'41.105	279,6	14:27'20.645
17	25.197	14.824	30.368	30.799	1'41.188	278,9	14:29'01.833
18	25.281	14.837	30.383	30.951	1'41.452	280,3	14:30'43.285
19	25.379	14.901	30.368	30.967	1'41.615	279,6	14:32'24.900
20	25.390	14.861	30.259	30.985	1'41.495	276,8	14:34'06.395

Race Time 33'52.506

15	25.287	14.956	30.400	31.163	1'41.806	274,7	14:25'45.582
16	25.370	14.960	30.318	31.086	1'41.734	271,3	14:27'27.316
17	25.262	14.980	30.398	31.223	1'41.863	272,7	14:29'09.179
18	25.371	14.974	30.513	31.172	1'42.030	275,4	14:30'51.209
19	25.429	15.039	30.462	31.382	1'42.312	274,0	14:32'33.521
20	25.556	15.043	30.800	31.807	1'43.206	274,7	14:34'16.727

Race Time 34'02.843

13° 14 S. LOWES [1'41.120]							
Lap	Seg1	Seg2	Seg3	Seg4	Lap Time	km/h	Local Time
1		14.769	30.719	30.850	1'48.511	272,7	14:02'02.395
2	25.421	14.783	30.342	30.884	1'41.430	276,8	14:03'43.825
3	25.369	14.870	30.499	30.985	1'41.723	273,4	14:05'25.548
4	25.360	14.942	30.293	30.880	1'41.475	274,0	14:07'07.023
5	25.378	14.928	30.517	30.958	1'41.781	274,7	14:08'48.804
6	25.376	14.909	30.459	30.992	1'41.736	276,1	14:10'30.540
7	25.393	14.852	30.421	31.078	1'41.744	276,8	14:12'12.284
8	25.369	14.859	30.473	31.162	1'41.863	275,4	14:13'54.147
9	25.504	14.905	30.503	31.112	1'42.024	275,4	14:15'36.171
10	25.426	14.896	30.175	30.976	1'41.473	271,3	14:17'17.644
11	25.274	14.923	30.288	30.871	1'41.356	270,7	14:18'59.000
12	25.226	14.823	30.137	30.934	1'41.120	273,4	14:20'40.120
13	25.347	14.843	30.251	30.919	1'41.360	274,0	14:22'21.480
14	25.351	14.899	30.246	30.907	1'41.403	274,0	14:24'02.883
15	25.460	14.857	30.326	31.037	1'41.680	274,0	14:25'44.563
16	25.284	14.938	30.337	30.986	1'41.545	272,7	14:27'26.108
17	25.432	14.897	30.274	31.009	1'41.612	272,7	14:29'07.720
18	25.492	14.982	30.385	31.030	1'41.889	270,7	14:30'49.609
19	25.451	14.934	30.335	31.018	1'41.738	272,0	14:32'31.347
20	25.757	15.008	30.486	31.157	1'42.408	273,4	14:34'13.755

Race Time 33'59.871

15° 49 T. NAGASHIMA [1'41.600]								
Lap	Seg1	Seg2	Seg3	Seg4	Lap Time	km/h	Local Time	
1			14.776	30.789	30.941	1'49.056	281,0	14:02'02.940
2	25.321	14.761	30.464	31.054	1'41.600	277,5	14:03'44.540	
3	25.425	14.764	30.455	31.162	1'41.806	278,9	14:05'26.346	
4	25.360	14.894	30.472	30.917	1'41.643	277,5	14:07'07.989	
5	25.504	14.882	30.415	30.965	1'41.766	277,5	14:08'49.755	
6	25.394	14.860	30.385	31.121	1'41.760	278,2	14:10'31.515	
7	25.475	14.913	30.452	31.021	1'41.861	276,1	14:12'13.376	
8	25.384	14.839	30.532	31.136	1'41.891	277,5	14:13'55.267	
9	25.471	14.853	30.417	30.959	1'41.700	277,5	14:15'36.967	
10	25.468	14.956	30.599	31.213	1'42.236	278,2	14:17'19.203	
11	25.440	14.887	30.485	31.042	1'41.854	276,1	14:19'01.057	
12	25.495	14.921	30.359	31.178	1'41.953	276,8	14:20'43.010	
13	25.263	14.755	30.624	31.156	1'41.798	279,6	14:22'24.808	
14	25.327	14.901	30.600	31.513	1'42.341	278,2	14:24'07.149	
15	25.405	14.873	30.395	31.295	1'41.968	277,5	14:25'49.117	
16	25.551	14.927	30.519	31.181	1'42.178	274,0	14:27'31.295	
17	25.555	15.007	30.474	31.279	1'42.315	272,0	14:29'13.610	
18	25.432	14.935	30.688	31.194	1'42.249	274,0	14:30'55.859	
19	25.523	14.993	30.492	31.121	1'42.129	274,7	14:32'37.988	
20	25.474	14.954	30.501	31.225	1'42.154	273,4	14:34'20.142	

Race Time 34'06.258

14° 45 S. REDDING [1'41.173]							
Lap	Seg1	Seg2	Seg3	Seg4	Lap Time	km/h	Local Time
1		14.785	30.338	31.134	1'47.368	279,6	14:02'01.252
2	25.292	14.807	30.296	30.778	1'41.173	276,8	14:03'42.425
3	25.310	14.910	30.659	31.499	1'42.378	272,0	14:05'24.803
4	25.404	14.934	30.303	31.090	1'41.731	273,4	14:07'06.534
5	25.250	14.995	30.231	31.105	1'41.581	272,0	14:08'48.115
6	25.375	15.051	30.319	31.062	1'41.807	272,7	14:10'29.922
7	25.274	14.914	30.331	31.533	1'42.052	274,0	14:12'11.974
8	25.490	14.971	30.356	31.154	1'41.971	272,7	14:13'53.945
9	25.522	15.012	30.396	31.122	1'42.052	271,3	14:15'35.997
10	25.797	14.979	30.262	30.933	1'41.971	275,4	14:17'17.968
11	25.361	14.939	30.233	31.047	1'41.580	274,7	14:18'59.548
12	25.285	14.933	30.183	31.159	1'41.560	274,7	14:20'41.108
13	25.173	14.873	30.164	31.068	1'41.278	276,1	14:22'22.386
14	25.285	14.888	30.194	31.023	1'41.390	276,1	14:24'03.776

Race Time 34'07.054

16° 53 T. RABAT [1'41.581]								
Lap	Seg1	Seg2	Seg3	Seg4	Lap Time	km/h	Local Time	
1			14.802	30.699	30.887	1'48.703	275,4	14:02'02.587
2	25.454	14.694	30.539	30.994	1'41.681	281,0	14:03'44.268	
3	25.340	14.775	30.448	31.023	1'41.586	278,9	14:05'25.854	
4	25.596	14.807	30.326	31.117	1'41.846	276,8	14:07'07.700	
5	25.374	14.853	30.386	30.968	1'41.581	277,5	14:08'49.281	
6	25.436	14.780	30.467	30.936	1'41.619	279,6	14:10'30.900	
7	25.379	14.746	30.577	31.119	1'41.821	279,6	14:12'12.721	
8	25.753	14.875	30.527	31.077	1'42.232	277,5	14:13'54.953	
9	25.398	14.784	30.558	31.050	1'41.790	281,0	14:15'36.743	
10	25.479	14.833	30.497	31.126	1'41.935	277,5	14:17'18.678	
11	25.426	14.814	30.485	30.979	1'41.704	276,8	14:19'00.382	
12	25.565	14.966	30.458	31.283	1'42.272	274,0	14:20'42.654	
13	25.365	14.882	30.365	31.248	1'41.860	277,5	14:22'24.514	
14	25.514	14.945	30.609	31.654	1'42.722	275,4	14:24'07.236	
15	25.641	14.960	30.440	31.362	1'42.403	276,8	14:25'49.639	
16	25.457	14.874	30.634	31.313	1'42.278	277,5	14:27'31.917	
17	25.385	14.968	30.498	31.318	1'42.169	274,7	14:29'14.086	
18	25.585	14.966	30.518	31.215	1'42.284	275,4	14:30'56.370	
19	25.475	14.958	30.425	31.183	1'42.041	275,4	14:32'38.411	
20	25.453	14.995	30.725	31.354	1'42.527	276,1	14:34'20.938	

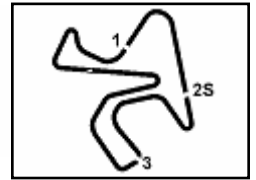
Race Time 34'07.054

17° 28 B. RAY [1'41.113]								
Lap	Seg1	Seg2	Seg3	Seg4	Lap Time	km/h	Local Time	
1			14.790	30.498	30.995	1'48.352	274,7	14:02'02.236
2	25.202	14.818	30.133	30.960	1'41.113	272,0	14:03'43.349	
3	25.240	14.985	30.251	31.192	1'41.668	270,0	14:05'25.017	
4	25.448	14.925	30.345	31.140	1'41.858	272,0	14:07'06.875	
5	25.251	14.976	30.292	31.190	1'41.709	268,7	14:08'48.584	
6	25.390	14.958	30.328	31.164	1'41.840	270,7	14:10'30.424	
7	25.264	14.959	30.354	31.495	1'42.072	270,7	14:12'12.496	
8	25.412	14.967	30.481	31.279	1'42.139	271,3	14:13'54.635	

19/10/2024 P = Pits In/Out - C = Lap Time Cancelled

These data/results cannot be reproduced, stored and/or transmitted in whole or in part by any manner of electronic, mechanical, photocopying, recording, broadcasting or otherwise now known or herein after developed without the previous express consent by the copyright owner, except for reproduction in daily press and regular printed publications on sale to the public within 60 days of the event related to those data/results and always provided that copyright symbol appears together as follows below.

© DORNA WSBK ORGANIZATION Srl 2024



Jerez 4.423 m

Prometeon Spanish Round, 18-20 October 2024

Chronological Analysis Race 1

Start at 14:00'13.884

4 / 5

9	25.369	15.012	30.413	31.213	1'42.007	272,7	14:15'36.642	3	25.393	15.070	30.568	31.256	1'42.287	270,7	14:05'29.130
10	25.412	15.010	30.786	31.704	1'42.912	270,0	14:17'19.554	4	25.430	15.038	30.445	31.390	1'42.303	270,7	14:07'11.433
11	25.500	15.078	30.470	31.274	1'42.322	270,0	14:19'01.876	5	25.414	15.169	30.387	31.390	1'42.360	266,1	14:08'53.793
12	25.387	15.141	30.307	31.322	1'42.157	269,3	14:20'44.033	6	25.510	15.094	30.474	31.637	1'42.715	268,7	14:10'36.508
13	25.375	15.015	30.467	31.476	1'42.333	270,0	14:22'26.366	7	25.511	15.108	30.854	31.612	1'43.085	266,1	14:12'19.593
14	25.492	15.120	30.441	31.399	1'42.452	268,7	14:24'08.818	8	25.669	15.243	30.630	31.654	1'43.196	262,9	14:14'02.789
15	25.397	15.114	30.367	31.386	1'42.264	270,7	14:25'51.082	9	25.500	15.144	30.609	31.396	1'42.649	267,4	14:15'45.438
16	25.529	15.058	30.419	31.312	1'42.318	268,7	14:27'33.400	10	25.524	15.145	30.510	31.463	1'42.642	266,1	14:17'28.080
17	25.419	15.068	30.379	31.383	1'42.249	268,7	14:29'15.649	11	25.473	15.192	30.533	31.360	1'42.558	265,4	14:19'10.638
18	25.424	15.090	30.476	31.509	1'42.499	270,0	14:30'58.148	12	25.560	15.226	30.771	31.439	1'42.996	264,8	14:20'53.634
19	25.477	15.175	30.683	31.469	1'42.804	268,7	14:32'40.952	13	25.538	15.132	30.659	31.462	1'42.791	267,4	14:22'36.425
20	25.542	15.186	30.638	31.735	1'43.101	268,0	14:34'24.053	14	25.611	15.208	30.727	31.532	1'43.078	264,8	14:24'19.503

Race Time 34'10.169

18° 5 P. DETTL [1'41.500]							
Lap	Seg.1	Seg.2	Seg.3	Seg.4	Lap Time	km/h	Local Time
1		15.101	31.294	31.049	1'50.464	273,4	14:02'04.348
2	25.442	14.906	30.392	30.964	1'41.704	270,7	14:03'46.052
3	25.197	14.940	30.223	31.140	1'41.500	269,3	14:05'27.552
4	25.327	14.963	30.403	31.058	1'41.751	268,7	14:07'09.303
5	25.264	15.024	30.391	31.205	1'41.884	270,0	14:08'51.187
6	25.430	15.011	30.464	31.244	1'42.149	271,3	14:10'33.336
7	25.379	15.067	30.329	31.299	1'42.074	268,0	14:12'15.410
8	25.478	15.059	30.409	31.297	1'42.243	267,4	14:13'57.653
9	25.382	15.197	30.479	31.254	1'42.312	262,9	14:15'39.965
10	25.347	15.117	30.469	31.322	1'42.255	266,1	14:17'22.220
11	25.270	15.107	30.357	31.318	1'42.052	267,4	14:19'04.272
12	25.316	15.042	30.456	31.311	1'42.125	268,0	14:20'46.397
13	25.289	15.079	30.289	31.212	1'41.869	268,7	14:22'28.266
14	25.361	15.123	30.368	31.265	1'42.117	266,1	14:24'10.383
15	25.375	15.052	30.369	31.240	1'42.036	268,0	14:25'52.419
16	25.400	15.088	30.533	31.284	1'42.305	267,4	14:27'34.724
17	25.403	15.150	30.497	31.415	1'42.465	266,1	14:29'17.189
18	25.823	15.139	30.757	31.659	1'43.378	267,4	14:31'00.567
19	25.595	15.256	30.704	31.691	1'43.246	265,4	14:32'43.813
20	25.614	15.266	30.792	31.634	1'43.306	266,7	14:34'27.119

Race Time 34'13.235

19° 52 A. DELBIANCO [1'41.532]							
Lap	Seg.1	Seg.2	Seg.3	Seg.4	Lap Time	km/h	Local Time
1		14.905	30.812	30.966	1'49.473	274,7	14:02'03.357
2	25.447	14.802	30.434	30.849	1'41.532	274,7	14:03'44.889
3	25.404	14.871	30.502	31.075	1'41.852	274,7	14:05'26.741
4	25.455	14.877	30.500	31.123	1'41.955	274,7	14:07'08.696
5	25.591	14.930	30.439	31.122	1'42.082	272,7	14:08'50.778
6	25.563	14.943	30.467	31.093	1'42.066	272,0	14:10'32.844
7	26.180	14.869	30.721	31.152	1'42.922	274,7	14:12'15.766
8	25.849	15.000	30.627	31.240	1'42.716	270,7	14:13'58.482
9	25.562	15.023	30.589	31.270	1'42.444	273,4	14:15'40.926
10	25.570	14.930	30.480	31.285	1'42.265	272,7	14:17'23.191
11	25.578	14.896	30.501	31.269	1'42.244	273,4	14:19'05.435
12	25.452	15.043	30.598	31.258	1'42.351	273,4	14:20'47.786
13	25.819	14.934	30.602	31.227	1'42.582	274,0	14:22'30.368
14	25.606	14.960	30.617	31.364	1'42.547	273,4	14:24'12.915
15	25.630	14.936	30.645	31.535	1'42.746	272,7	14:25'55.661
16	25.600	15.098	30.621	31.372	1'42.691	273,4	14:27'38.352
17	25.580	15.097	30.704	31.511	1'42.892	270,0	14:29'21.244
18	25.714	15.092	30.617	31.350	1'42.773	271,3	14:31'04.017
19	25.714	15.023	30.683	31.377	1'42.797	273,4	14:32'46.814
20	25.796	15.102	30.799	31.554	1'43.251	272,0	14:34'30.065

Race Time 34'16.181

20° 75 I. LOPES [1'42.074]							
Lap	Seg.1	Seg.2	Seg.3	Seg.4	Lap Time	km/h	Local Time
1		15.067	31.170	31.307	1'50.885	276,8	14:02'04.769
2	25.371	14.951	30.515	31.237	1'42.074	272,0	14:03'46.843

21° 91 L. BERNARDI [1'42.644]								
Lap	Seg.1	Seg.2	Seg.3	Seg.4	Lap Time	km/h	Local Time	
1			15.072	31.541	31.685	1'51.239	272,0	14:02'05.123
2	25.812	15.140	30.704	31.335	1'42.991	265,4	14:03'48.114	
3	25.690	15.173	30.783	31.316	1'42.962	266,7	14:05'31.076	
4	25.677	15.119	30.692	31.489	1'42.977	266,7	14:07'14.053	
5	25.683	15.179	30.716	31.399	1'42.977	261,0	14:08'57.030	
6	25.636	15.136	30.608	31.452	1'42.832	265,4	14:10'39.862	
7	25.601	15.131	30.568	31.344	1'42.644	266,7	14:12'22.506	
8	25.574	15.156	30.657	31.445	1'42.832	266,1	14:14'05.338	
9	25.643	15.098	30.607	31.540	1'42.888	269,3	14:15'48.226	
10	25.559	15.139	30.646	31.582	1'42.926	266,7	14:17'31.152	
11	25.695	15.118	30.735	31.390	1'42.938	267,4	14:19'14.090	
12	25.643	15.130	30.628	31.441	1'42.842	266,1	14:20'56.932	
13	25.720	15.152	30.606	31.544	1'43.022	266,7	14:22'39.954	
14	25.619	15.107	30.622	31.335	1'42.683	268,0	14:24'22.637	
15	25.538	15.110	30.757	31.463	1'42.868	268,0	14:26'05.505	
16	25.631	15.195	30.597	31.620	1'43.043	265,4	14:27'48.548	
17	25.633	15.205	30.699	31.518	1'43.055	265,4	14:29'31.603	
18	25.751	15.103	30.809	31.567	1'43.230	267,4	14:31'14.833	
19	25.692	15.227	30.645	31.592	1'43.156	265,4	14:32'57.989	
20	25.845	15.189	30.871	31.645	1'43.550	266,1	14:34'41.539	

Race Time 34'27.655

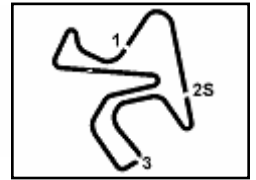
22° 33 K. RYDE [1'42.366]							
Lap	Seg.1	Seg.2	Seg.3	Seg.4	Lap Time	km/h	Local Time
1		15.123	30.813	31.200	1'50.253	275,4	14:02'04.137
2	25.499	15.001	30.728	31.138	1'42.366	268,0	14:03'46.503
3	25.514	15.193	31.235	31.359	1'43.301	269,3	14:05'29.804
4	25.574	15.094	30.651	31.500	1'42.819	268,0	14:07'12.623
5	25.512	15.196	30.614	31.376	1'42.698	266,7	14:08'55.321
6	25.584	15.201	30.634	31.449	1'42.868	267,4	14:10'38.189
7	25.611	15.650	30.782	31.427	1'43.470	262,9	14:12'21.659
8	25.652	15.311	30.722	31.553	1'43.238	259,8	14:14'04.897
9	25.523	15.277	30.753	31.979	1'43.532	264,8	14:15'48.429
10	25.717	15.173	30.828	31.762	1'43.480	267,4	14:17'31.909
11	25.719	15.219	30.701	31.512	1'43.151	267,4	14:19'15.060
12	25.594	15.245	30.763	31.572	1'43.174	266,7	14:20'58.234
13	25.513	15.205	31.062	31.639	1'43.419	268,7	14:22'41.653
14	25.642	15.255	30.847	31.979	1'43.723	264,2	14:24'25.376
15	26.375	15.344	30.867	31.705	1'44.291	262,9	14:26'09.667
16	25.811	15.232	30.924	31.652	1'43.619	264,8	14:27'53.286
17	25.691	15.396	30.846	31.698	1'43.631	264,2	14:29'36.917
18	25.775	15.496	31.022	31.669	1'43.962	261,0	14:31'20.879
19	25.563	15.358	31.002	31.828	1'43.751	262,9	14:33'04.630

19/10/2024

P = Pits In/Out - C = Lap Time Cancelled

These data/results cannot be reproduced, stored and/or transmitted in whole or in part by any manner of electronic, mechanical, photocopying, recording, broadcasting or otherwise now known or herein after developed without the previous express consent by the copyright owner, except for reproduction in daily press and regular printed publications on sale to the public within 60 days of the event related to those data/results and always provided that copyright symbol appears together as follows below.

© DORNA WSBK ORGANIZATION Srl 2024



Jerez 4.423 m

Prometeon Spanish Round, 18-20 October 2024

Chronological Analysis Race 1

Start at 14:00'13.884

5 / 5

20 25.699 15.390 30.876 31.656 1'43.621 264,2 14:34'48.251
Race Time 34'34.367

RET **46 T. BRIDEWELL**
Lap Seg.1 Seg.2 Seg.3 Seg.4 Lap Time km/h Local Time
1 14.799 276,1
Race Time 9:96'1.6

23° 1 A. BAUTISTA [1'40.497]							
Lap	Seg.1	Seg.2	Seg.3	Seg.4	Lap Time	km/h	Local Time
1		14.712	30.161	30.534	1'47.128	281,0	14:02'01.012
2	25.057	14.602	52.469	30.958	2'03.086	281,7	14:04'04.098
3	25.106	14.769	30.189	30.794	1'40.858	276,8	14:05'44.956
4	25.214	14.746	30.231	30.922	1'41.113	277,5	14:07'26.069
5	25.308	14.875	30.036	30.901	1'41.120	277,5	14:09'07.189
6	25.231	14.778	30.138	31.029	1'41.176	276,1	14:10'48.365
7	25.234	14.733	30.069	30.910	1'40.946	278,2	14:12'29.311
8	25.104	14.705	30.053	30.635	1'40.497	278,2	14:14'09.808
9	25.139	14.675	30.025	30.710	1'40.549	279,6	14:15'50.357
10	25.102	14.737	30.114	30.889	1'40.842	279,6	14:17'31.199
11	25.212	14.740	30.118	30.698	1'40.768	278,9	14:19'11.967
12	25.173	14.723	30.069	30.772	1'40.737	279,6	14:20'52.704
13	25.189	14.722	30.201	30.737	1'40.849	280,3	14:22'33.553
14	25.106	14.674	29.985	30.787	1'40.552	281,0	14:24'14.105
15	25.169	14.772	30.285	30.918	1'41.144	283,2	14:25'55.249
16	25.146	14.738	30.127	30.758	1'40.769	281,0	14:27'36.018
17	25.189	14.764	30.111	30.701	1'40.765	280,3	14:29'16.783
18	53.560	15.148	30.332	30.848	2'09.888	281,0	14:31'26.671
19	25.218	14.794	30.190	30.723	1'40.925	281,0	14:33'07.596
20	25.197	14.856	30.243	30.814	1'41.110	281,7	14:34'48.706

Race Time 34'34.822

24° 95 T. MACKENZIE [1'42.473]							
Lap	Seg.1	Seg.2	Seg.3	Seg.4	Lap Time	km/h	Local Time
1		14.855	1'00.261	31.721	2'19.281	276,8	14:02'33.165
2	25.465	15.014	30.639	31.355	1'42.473	265,4	14:04'15.638
3	25.345	15.276	30.564	31.438	1'42.623	264,2	14:05'58.261
4	25.557	15.172	30.606	31.656	1'42.991	262,3	14:07'41.252
5	25.401	15.048	30.636	31.488	1'42.573	265,4	14:09'23.825
6	25.444	15.101	30.680	31.417	1'42.642	265,4	14:11'06.467
7	25.651	15.019	30.841	31.381	1'42.892	266,1	14:12'49.359
8	25.496	15.016	30.742	31.552	1'42.806	266,1	14:14'32.165
9	25.607	15.127	30.840	31.476	1'43.050	265,4	14:16'15.215
10	25.667	15.108	30.692	31.394	1'42.861	266,7	14:17'58.076
11	25.718	15.173	30.705	31.550	1'43.146	264,2	14:19'41.222
12	25.610	15.068	30.654	31.581	1'42.913	266,1	14:21'24.135
13	25.703	15.207	30.808	31.551	1'43.269	263,5	14:23'07.404
14	25.593	15.214	30.722	31.612	1'43.141	263,5	14:24'50.545
15	25.518	15.051	30.687	31.456	1'42.712	269,3	14:26'33.257
16	25.693	15.136	30.865	31.511	1'43.205	264,8	14:28'16.462
17	25.568	15.170	30.783	31.493	1'43.014	265,4	14:29'59.476
18	26.048	15.093	30.756	31.547	1'43.444	268,0	14:31'42.920
19	25.838	15.114	30.985	31.613	1'43.550	269,3	14:33'26.470
20	25.825	15.163	30.907	31.671	1'43.566	268,0	14:35'10.036

Race Time 34'56.152

RET 21 M. RINALDI [1'40.229]							
Lap	Seg.1	Seg.2	Seg.3	Seg.4	Lap Time	km/h	Local Time
1		14.609	30.031	30.431	1'45.821	282,5	14:01'59.705
2	24.999	14.684	30.057	30.489	1'40.229	277,5	14:03'39.934
3	25.043	14.767	30.100	30.619	1'40.529	277,5	14:05'20.463
4	25.142	14.799	30.037	30.752	1'40.730	275,4	14:07'01.193
5	25.212	14.819	30.282	31.024	1'41.337	276,1	14:08'42.530
6	25.276	14.802	48.044			278,9	

Race Time 8'28.646

RET 9 D. PETRUCCI							
Lap	Seg.1	Seg.2	Seg.3	Seg.4	Lap Time	km/h	Local Time
1							

Race Time 9:96'1.6

19/10/2024

P = Pits In/Out - C = Lap Time Cancelled

These data/results cannot be reproduced, stored and/or transmitted in whole or in part by any manner of electronic, mechanical, photocopying, recording, broadcasting or otherwise now known or herein after developed without the previous express consent by the copyright owner, except for reproduction in daily press and regular printed publications on sale to the public within 60 days of the event related to those data/results and always provided that copyright symbol appears together as follows below.

© DORNA WSBK ORGANIZATION Srl 2024