



## Prometeon Spanish Round, 18-20 October 2024

### Results Free Practice 2nd Session

No.	Rider	Nat	Team	Bike	Class	Time	Gap	Rel.	Laps	Speed	
										Avg	Max
1	<b>21 M. RINALDI</b>	ITA	Team Motocorsa Racing	Ducati Panigale V4R	IND	<b>1'39.591</b>			19	159,882	<b>277,5</b>
2	<b>11 N. BULEGA</b>	ITA	Aruba.it Racing - Ducati	Ducati Panigale V4R		<b>1'39.741</b>	0.150	0.150	18	159,641	<b>278,9</b>
3	<b>9 D. PETRUCCI</b>	ITA	Barni Spark Racing Team	Ducati Panigale V4R	IND	<b>1'39.820</b>	0.229	0.079	19	159,515	<b>276,1</b>
4	<b>54 T. RAZGATLIOGLU</b>	TUR	ROKIT BMW Motorrad WorldSBK Team	BMW M1000 RR		<b>1'39.868</b>	0.277	0.048	21	159,438	<b>281,7</b>
5	<b>65 J. REA</b>	GBR	Pata Prometeon Yamaha	Yamaha YZF R1		<b>1'39.874</b>	0.283	0.006	22	159,429	<b>275,4</b>
6	<b>60 M. VAN DER MARK</b>	NED	ROKIT BMW Motorrad WorldSBK Team	BMW M1000 RR		<b>1'39.940</b>	0.349	0.066	22	159,324	<b>278,9</b>
7	<b>29 A. IANNONE</b>	ITA	Team GoEleven	Ducati Panigale V4R	IND	<b>1'39.966</b>	0.375	0.026	18	159,282	<b>278,9</b>
8	<b>47 A. BASSANI</b>	ITA	Kawasaki Racing Team WorldSBK	Kawasaki ZX-10RR		<b>1'39.966</b>	0.375	0.000	22	159,282	<b>275,4</b>
9	<b>31 G. GERLOFF</b>	USA	Bonovo Action BMW	BMW M1000 RR		<b>1'39.996</b>	0.405	0.030	19	159,234	<b>281,7</b>
10	<b>14 S. LOWES</b>	GBR	ELF Marc VDS Racing Team	Ducati Panigale V4R	IND	<b>1'40.036</b>	0.445	0.040	20	159,171	<b>276,1</b>
11	<b>1 A. BAUTISTA</b>	ESP	Aruba.it Racing - Ducati	Ducati Panigale V4R		<b>1'40.111</b>	0.520	0.075	21	159,051	<b>282,5</b>
12	<b>22 A. LOWES</b>	GBR	Kawasaki Racing Team WorldSBK	Kawasaki ZX-10RR		<b>1'40.167</b>	0.576	0.056	17	158,963	<b>275,4</b>
13	<b>55 A. LOCATELLI</b>	ITA	Pata Prometeon Yamaha	Yamaha YZF R1		<b>1'40.202</b>	0.611	0.035	19	158,907	<b>275,4</b>
14	<b>77 D. AEGERTER</b>	SUI	GYTR GRT Yamaha WorldSBK Team	Yamaha YZF R1		<b>1'40.402</b>	0.811	0.200	18	158,590	<b>273,3</b>
15	<b>97 X. VIERGE</b>	ESP	Team HRC	Honda CBR1000 RR-R		<b>1'40.688</b>	1.097	0.286	20	158,140	<b>278,9</b>
16	<b>7 I. LECUONA</b>	ESP	Team HRC	Honda CBR1000 RR-R		<b>1'40.706</b>	1.115	0.018	17	158,112	<b>275,4</b>
17	<b>53 T. RABAT</b>	ESP	Kawasaki Puccetti Racing	Kawasaki ZX-10RR	IND	<b>1'40.770</b>	1.179	0.064	21	158,011	<b>280,3</b>
18	<b>28 B. RAY</b>	GBR	Yamaha Motoxracing WorldSBK Team	Yamaha YZF R1	IND	<b>1'40.915</b>	1.324	0.145	17	157,784	<b>269,3</b>
19	<b>45 S. REDDING</b>	GBR	Bonovo Action BMW	BMW M1000 RR		<b>1'41.013</b>	1.422	0.098	15	157,631	<b>274,7</b>
20	<b>49 T. NAGASHIMA</b>	JPN	Team HRC	Honda CBR1000 RR-R	IND	<b>1'41.270</b>	1.679	0.257	19	157,231	<b>278,2</b>
21	<b>52 A. DELBIANCO</b>	ITA	GYTR GRT Yamaha WorldSBK Team	Yamaha YZF R1		<b>1'41.409</b>	1.818	0.139	8	157,016	<b>273,3</b>
22	<b>95 T. MACKENZIE</b>	GBR	PETRONAS MIE Racing Honda	Honda CBR1000 RR-R	IND	<b>1'41.623</b>	2.032	0.214	18	156,685	<b>276,1</b>
23	<b>33 K. RYDE</b>	GBR	OMG Racing	Yamaha YZF R1	IND	<b>1'41.647</b>	2.056	0.024	13	156,648	<b>268,0</b>
24	<b>5 P. OETTL</b>	GER	GMT94 Yamaha	Yamaha YZF R1	IND	<b>1'41.687</b>	2.096	0.040	21	156,586	<b>270,7</b>
25	<b>75 I. LOPES</b>	POR	PETRONAS MIE Racing Honda	Honda CBR1000 RR-R	IND	<b>1'42.053</b>	2.462	0.366	22	156,025	<b>270,0</b>
26	<b>46 T. BRIDEWELL</b>	GBR	Honda Racing UK	Honda CBR1000 RR-R	IND	<b>1'42.248</b>	2.657	0.195	12	155,727	<b>270,7</b>
27	<b>91 L. BERNARDI</b>	SMR	Yamaha Motoxracing WorldSBK Team	Yamaha YZF R1	IND	<b>1'42.607</b>	3.016	0.359	22	155,182	<b>268,7</b>

Qualifying Lap Time [105% of 1'39.591]: **1'44.571**

AIR	Humidity:	61%	Temp:	23°C
TRACK	Condition:	Dry	Temp:	27°C

Records	Pole	[SP]	2019 J.Rea	1'38.247	162,070	Km/h
	Race	[SPRC]	2019 A.Bautista	1'39.004	160,830	Km/h
	All Times	[SP]	2019 J.Rea	1'38.247	162,070	Km/h

Start 18/10/2024 15:00 End 15:47 The results are provisional until the end of the time limit for protests and appeals and the completion of the technical checks.

These data/results cannot be reproduced, stored and/or transmitted in whole or in part by any manner of electronic, mechanical, photocopying, recording, broadcasting or otherwise now known or herein after developed without the previous express consent by the copyright owner, except for reproduction in daily press and regular printed publications on sale to the public within 60 days of the event related to those data/results and always provided that copyright symbol appears together as follows below.

© DORNA WSBK ORGANIZATION Srl 2024



## Prometeon Spanish Round, 18-20 October 2024

### Results Free Practice 2nd Session

#### Session Highlights

Local Time	No. Rider	Description
15.00.00		Start of Session
15.00.09		WorldSBK Pit Intervention Time: 56secs
15.05.31	<b>52</b> A. DELBIANCO	#52 Crashed - Turn 1
15.07.10	<b>31</b> G. GERLOFF	#31 Lap Time Cancelled [1'41.549] - Exceeded Track Limits - Turn 13
15.08.05	<b>47</b> A. BASSANI	#47 Lap Time Cancelled [1'41.683] - Exceeded Track Limits - Turn 13
15.08.41	<b>91</b> L. BERNARDI	#91 Lap Time Cancelled [1'44.245] - Exceeded Track Limits - Turn 13
15.09.36	<b>60</b> M. VAN DER MARK	#60 Lap Time Cancelled [1'40.420] - Yellow Flag - Turn 1
15.09.41	<b>5</b> P. OETTL	#5 Lap Time Cancelled [1'41.822] - Yellow Flag - Turn 1
15.09.46	<b>28</b> B. RAY	#28 Lap Time Cancelled [1'44.186] - Yellow Flag - Turn 1
15.09.51	<b>33</b> K. RYDE	#33 Lap Time Cancelled [1'43.785] - Yellow Flag - Turn 1
15.09.56	<b>91</b> L. BERNARDI	#91 Lap Time Cancelled [1'44.245] - Yellow Flag - Turn 1
15.10.01	<b>47</b> A. BASSANI	#47 Lap Time Cancelled [1'41.683] - Yellow Flag - Turn 1
15.10.06	<b>95</b> T. MACKENZIE	#95 Lap Time Cancelled [1'42.373] - Yellow Flag - Turn 1
15.10.16	<b>1</b> A. BAUTISTA	#1 Lap Time Cancelled [1'41.642] - Yellow Flag - Turn 1
15.10.21	<b>97</b> X. VIERGE	#97 Lap Time Cancelled [1'41.517] - Yellow Flag - Turn 1
15.10.26	<b>55</b> A. LOCATELLI	#55 Lap Time Cancelled [1'41.611] - Yellow Flag - Turn 1
15.10.31	<b>53</b> T. RABAT	#53 Lap Time Cancelled [1'41.465] - Yellow Flag - Turn 1
15.10.36	<b>49</b> T. NAGASHIMA	#49 Lap Time Cancelled [1'41.543] - Yellow Flag - Turn 1
15.10.46	<b>9</b> D. PETRUCCI	#9 Lap Time Cancelled [1'43.190] - Yellow Flag - Turn 1
15.10.51	<b>45</b> S. REDDING	#45 Lap Time Cancelled [1'42.597] - Yellow Flag - Turn 1
15.11.01	<b>54</b> T. RAZGATLIOGLU	#54 Lap Time Cancelled [1'40.146] - Yellow Flag - Turn 1
15.11.06	<b>29</b> A. IANNONE	#29 Lap Time Cancelled [1'40.006] - Yellow Flag - Turn 1
15.11.11	<b>75</b> I. LOPES	#75 Lap Time Cancelled [1'43.265] - Yellow Flag - Turn 1
15.11.16	<b>77</b> D. AEGERTER	#77 Lap Time Cancelled [1'41.811] - Yellow Flag - Turn 1
15.11.21	<b>14</b> S. LOWES	#14 Lap Time Cancelled [1'40.970] - Yellow Flag - Turn 1
15.14.02	<b>31</b> G. GERLOFF	#31 Lap Time Cancelled [8'43.895] - Yellow Flag - Turn 1
15.18.38	<b>31</b> G. GERLOFF	#31 Lap Time Cancelled [1'40.603] - Exceeded Track Limits - Turn 13
15.19.23	<b>46</b> T. BRIDEWELL	#46 Lap Time Cancelled [13'50.570] - Yellow Flag - Turn 1
15.34.42	<b>95</b> T. MACKENZIE	#95 On the Gravel - Rejoined - Turn 5
15.36.02	<b>11</b> N. BULEGA	#11 On the Gravel - Rejoined - Turn 1
15.40.47	<b>52</b> A. DELBIANCO	#52 Racelink GPS is not working properly - it must be fixed for tomorrow
15.40.54	<b>29</b> A. IANNONE	#29 Lap Time Cancelled [4'02.014] - Yellow Flag - Turn 1
15.40.59	<b>52</b> A. DELBIANCO	#52 Lap Time Cancelled [1'53.430] - Yellow Flag - Turn 1
15.41.04	<b>22</b> A. LOWES	#22 Lap Time Cancelled [1'40.451] - Yellow Flag - Turn 1
15.41.09	<b>53</b> T. RABAT	#53 Lap Time Cancelled [1'41.099] - Yellow Flag - Turn 1
15.41.19	<b>49</b> T. NAGASHIMA	#49 Lap Time Cancelled [1'53.058] - Yellow Flag - Turn 1
15.41.24	<b>91</b> L. BERNARDI	#91 Lap Time Cancelled [1'43.284] - Yellow Flag - Turn 1
15.45.10	<b>31</b> G. GERLOFF	#31 Lap Time Cancelled [1'40.508] - Exceeded Track Limits - Turn 13
15.47.21		End of Session

#### Fastest Laps Sequence

No.	Rider	Nat	Team	Bike	Local Time	Time	Gap	Avg
<b>65</b>	J. REA	GBR	Pata Prometeon Yamaha	Yamaha YZF R1	15:03'28.643	<b>1'40.550</b>		158,357
<b>9</b>	D. PETRUCCI	ITA	Barni Spark Racing Team	Ducati Panigale V4R	15:03'52.278	<b>1'40.076</b>	-0.474	159,107
<b>29</b>	A. IANNONE	ITA	Team GoEleven	Ducati Panigale V4R	15:03'59.117	<b>1'39.966</b>	-0.110	159,282
<b>9</b>	D. PETRUCCI	ITA	Barni Spark Racing Team	Ducati Panigale V4R	15:05'32.224	<b>1'39.946</b>	-0.020	159,314
<b>54</b>	T. RAZGATLIOGLU	TUR	ROKIT BMW Motorrad WorldSBK Team	BMW M1000 RR	15:05'46.285	<b>1'39.933</b>	-0.013	159,335
<b>9</b>	D. PETRUCCI	ITA	Barni Spark Racing Team	Ducati Panigale V4R	15:10'36.940	<b>1'39.820</b>	-0.113	159,515
<b>21</b>	M. RINALDI	ITA	Team Motocorsa Racing	Ducati Panigale V4R	15:39'30.382	<b>1'39.591</b>	-0.229	159,882

Start 18/10/2024 15:00 End 15:47 The results are provisional until the end of the time limit for protests and appeals and the completion of the technical checks.

These data/results cannot be reproduced, stored and/or transmitted in whole or in part by any manner of electronic, mechanical, photocopying, recording, broadcasting or otherwise now known or herein after developed without the previous express consent by the copyright owner, except for reproduction in daily press and regular printed publications on sale to the public within 60 days of the event related to those data/results and always provided that copyright symbol appears together as follows below.

© DORNA WSBK ORGANIZATION Srl 2024



**Prometeon Spanish Round, 18-20 October 2024**  
**Free Practices Combined Results**

No.	Rider	Nat	Team	Bike	Class	FP1	FP2	Time	Gap	Rel.	Avg	LL
1	<b>21 M. RINALDI</b>	ITA	Team Motocorsa Racing	Ducati Panigale V4R	IND	1'40.519	<b>1'39.591</b>	<b>1'39.591</b>			159,882	40
2	<b>11 N. BULEGA</b>	ITA	Aruba.it Racing - Ducati	Ducati Panigale V4R		1'39.744	<b>1'39.741</b>	<b>1'39.741</b>	0.150	0.150	159,641	38
3	<b>54 T. RAZGATLIOGLU</b>	TUR	ROKiT BMW Motorrad WorldSBK Team	BMW M1000 RR		<b>1'39.766</b>	1'39.868	<b>1'39.766</b>	0.175	0.025	159,601	35
4	<b>9 D. PETRUCCI</b>	ITA	Barni Spark Racing Team	Ducati Panigale V4R	IND	1'40.448	<b>1'39.820</b>	<b>1'39.820</b>	0.229	0.054	159,515	38
5	<b>65 J. REA</b>	GBR	Pata Prometeon Yamaha	Yamaha YZF R1		1'40.048	<b>1'39.874</b>	<b>1'39.874</b>	0.283	0.054	159,429	38
6	<b>60 M. VAN DER MARK</b>	NED	ROKiT BMW Motorrad WorldSBK Team	BMW M1000 RR		1'40.811	<b>1'39.940</b>	<b>1'39.940</b>	0.349	0.066	159,324	39
7	<b>47 A. BASSANI</b>	ITA	Kawasaki Racing Team WorldSBK	Kawasaki ZX-10RR		1'40.533	<b>1'39.966</b>	<b>1'39.966</b>	0.375	0.026	159,282	40
8	<b>29 A. IANNONE</b>	ITA	Team GoEleven	Ducati Panigale V4R	IND	1'39.967	<b>1'39.966</b>	<b>1'39.966</b>	0.375		159,282	36
9	<b>31 G. GERLOFF</b>	USA	Bonovo Action BMW	BMW M1000 RR		1'40.575	<b>1'39.996</b>	<b>1'39.996</b>	0.405	0.030	159,234	40
10	<b>14 S. LOWES</b>	GBR	ELF Marc VDS Racing Team	Ducati Panigale V4R	IND	1'40.347	<b>1'40.036</b>	<b>1'40.036</b>	0.445	0.040	159,171	40
11	<b>1 A. BAUTISTA</b>	ESP	Aruba.it Racing - Ducati	Ducati Panigale V4R		1'40.436	<b>1'40.111</b>	<b>1'40.111</b>	0.520	0.075	159,051	42
12	<b>22 A. LOWES</b>	GBR	Kawasaki Racing Team WorldSBK	Kawasaki ZX-10RR		1'40.569	<b>1'40.167</b>	<b>1'40.167</b>	0.576	0.056	158,963	27
13	<b>55 A. LOCATELLI</b>	ITA	Pata Prometeon Yamaha	Yamaha YZF R1		1'40.404	<b>1'40.202</b>	<b>1'40.202</b>	0.611	0.035	158,907	37
14	<b>7 I. LECUONA</b>	ESP	Team HRC	Honda CBR1000 RR-R		<b>1'40.241</b>	1'40.706	<b>1'40.241</b>	0.650	0.039	158,845	33
15	<b>45 S. REDDING</b>	GBR	Bonovo Action BMW	BMW M1000 RR		<b>1'40.349</b>	1'41.013	<b>1'40.349</b>	0.758	0.108	158,674	33
16	<b>77 D. AEGERTER</b>	SUI	GYTR GRT Yamaha WorldSBK Team	Yamaha YZF R1		1'40.813	<b>1'40.402</b>	<b>1'40.402</b>	0.811	0.053	158,590	38
17	<b>97 X. VIERGE</b>	ESP	Team HRC	Honda CBR1000 RR-R		1'40.772	<b>1'40.688</b>	<b>1'40.688</b>	1.097	0.286	158,140	39
18	<b>53 T. RABAT</b>	ESP	Kawasaki Puccetti Racing	Kawasaki ZX-10RR	IND	1'41.492	<b>1'40.770</b>	<b>1'40.770</b>	1.179	0.082	158,011	40
19	<b>28 B. RAY</b>	GBR	Yamaha Motoxrcing WorldSBK Team	Yamaha YZF R1	IND	1'41.615	<b>1'40.915</b>	<b>1'40.915</b>	1.324	0.145	157,784	35
20	<b>49 T. NAGASHIMA</b>	JPN	Team HRC	Honda CBR1000 RR-R	IND	1'42.019	<b>1'41.270</b>	<b>1'41.270</b>	1.679	0.355	157,231	39
21	<b>52 A. DELBIANCO</b>	ITA	GYTR GRT Yamaha WorldSBK Team	Yamaha YZF R1		1'42.433	<b>1'41.409</b>	<b>1'41.409</b>	1.818	0.139	157,016	26
22	<b>5 P. OETTL</b>	GER	GMT94 Yamaha	Yamaha YZF R1	IND	<b>1'41.468</b>	1'41.687	<b>1'41.468</b>	1.877	0.059	156,924	42
23	<b>95 T. MACKENZIE</b>	GBR	PETRONAS MIE Racing Honda	Honda CBR1000 RR-R	IND	1'42.570	<b>1'41.623</b>	<b>1'41.623</b>	2.032	0.155	156,685	32
24	<b>33 K. RYDE</b>	GBR	OMG Racing	Yamaha YZF R1	IND	1'42.315	<b>1'41.647</b>	<b>1'41.647</b>	2.056	0.024	156,648	27
25	<b>75 I. LOPES</b>	POR	PETRONAS MIE Racing Honda	Honda CBR1000 RR-R	IND	1'42.428	<b>1'42.053</b>	<b>1'42.053</b>	2.462	0.406	156,025	39
26	<b>46 T. BRIDEWELL</b>	GBR	Honda Racing UK	Honda CBR1000 RR-R	IND	1'42.390	<b>1'42.248</b>	<b>1'42.248</b>	2.657	0.195	155,727	26
27	<b>91 L. BERNARDI</b>	SMR	Yamaha Motoxrcing WorldSBK Team	Yamaha YZF R1	IND	1'43.778	<b>1'42.607</b>	<b>1'42.607</b>	3.016	0.359	155,182	39

18/10/2024

These data/results cannot be reproduced, stored and/or transmitted in whole or in part by any manner of electronic, mechanical, photocopying, recording, broadcasting or otherwise now known or herein after developed without the previous express consent by the copyright owner, except for reproduction in daily press and regular printed publications on sale to the public within 60 days of the event related to those data/results and always provided that copyright symbol appears together as follows below.

© DORNA WSBK ORGANIZATION Srl 2024



Jerez 4.423 m

## Prometeon Spanish Round, 18-20 October 2024

### Best Sectors & Speed Free Practice 2nd Session

#### BEST LAP

1	<b>21</b> M. RINALDI	Ducati Panigale V4R	1'39.591
2	<b>11</b> N. BULEGA	Ducati Panigale V4R	1'39.741
3	<b>9</b> D. PETRUCCI	Ducati Panigale V4R	1'39.820
4	<b>54</b> T. RAZGATLIOGLU	BMW M 1000 RR	1'39.868
5	<b>65</b> J. REA	Yamaha YZF R1	1'39.874
6	<b>60</b> M. VAN DER MARK	BMW M 1000 RR	1'39.940
7	<b>29</b> A. IANNONE	Ducati Panigale V4R	1'39.966
8	<b>47</b> A. BASSANI	Kawasaki ZX-10RR	1'39.966
9	<b>31</b> G. GERLOFF	BMW M 1000 RR	1'39.996
10	<b>14</b> S. LOWES	Ducati Panigale V4R	1'40.036
11	<b>1</b> A. BAUTISTA	Ducati Panigale V4R	1'40.111
12	<b>22</b> A. LOWES	Kawasaki ZX-10RR	1'40.167
13	<b>55</b> A. LOCATELLI	Yamaha YZF R1	1'40.202
14	<b>77</b> D. AEGERTER	Yamaha YZF R1	1'40.402
15	<b>97</b> X. VIERGE	Honda CBR1000 RR-R	1'40.688
16	<b>7</b> I. LECUONA	Honda CBR1000 RR-R	1'40.706
17	<b>53</b> T. RABAT	Kawasaki ZX-10RR	1'40.770
18	<b>28</b> B. RAY	Yamaha YZF R1	1'40.915
19	<b>45</b> S. REDDING	BMW M 1000 RR	1'41.013
20	<b>49</b> T. NAGASHIMA	Honda CBR1000 RR-R	1'41.270
21	<b>52</b> A. DELBIANCO	Yamaha YZF R1	1'41.409
22	<b>95</b> T. MACKENZIE	Honda CBR1000 RR-R	1'41.623
23	<b>33</b> K. RYDE	Yamaha YZF R1	1'41.647
24	<b>5</b> P. OETTL	Yamaha YZF R1	1'41.687
25	<b>75</b> I. LOPES	Honda CBR1000 RR-R	1'42.053
26	<b>46</b> T. BRIDEWELL	Honda CBR1000 RR-R	1'42.248
27	<b>91</b> L. BERNARDI	Yamaha YZF R1	1'42.607

#### SPEED

1	<b>1</b> A. BAUTISTA	Ducati Panigale V4R	282,5
2	<b>54</b> T. RAZGATLIOGLU	BMW M 1000 RR	281,7
3	<b>31</b> G. GERLOFF	BMW M 1000 RR	281,7
4	<b>53</b> T. RABAT	Kawasaki ZX-10RR	280,3
5	<b>97</b> X. VIERGE	Honda CBR1000 RR-R	278,9
6	<b>60</b> M. VAN DER MARK	BMW M 1000 RR	278,9
7	<b>29</b> A. IANNONE	Ducati Panigale V4R	278,9
8	<b>11</b> N. BULEGA	Ducati Panigale V4R	278,9
9	<b>49</b> T. NAGASHIMA	Honda CBR1000 RR-R	278,2
10	<b>21</b> M. RINALDI	Ducati Panigale V4R	277,5
11	<b>14</b> S. LOWES	Ducati Panigale V4R	276,1
12	<b>95</b> T. MACKENZIE	Honda CBR1000 RR-R	276,1
13	<b>9</b> D. PETRUCCI	Ducati Panigale V4R	276,1
14	<b>55</b> A. LOCATELLI	Yamaha YZF R1	275,4
15	<b>22</b> A. LOWES	Kawasaki ZX-10RR	275,4
16	<b>7</b> I. LECUONA	Honda CBR1000 RR-R	275,4
17	<b>65</b> J. REA	Yamaha YZF R1	275,4
18	<b>47</b> A. BASSANI	Kawasaki ZX-10RR	275,4
19	<b>45</b> S. REDDING	BMW M 1000 RR	274,7
20	<b>77</b> D. AEGERTER	Yamaha YZF R1	273,3
21	<b>52</b> A. DELBIANCO	Yamaha YZF R1	273,3
22	<b>5</b> P. OETTL	Yamaha YZF R1	270,7
23	<b>46</b> T. BRIDEWELL	Honda CBR1000 RR-R	270,7
24	<b>75</b> I. LOPES	Honda CBR1000 RR-R	270,0
25	<b>28</b> B. RAY	Yamaha YZF R1	269,3
26	<b>91</b> L. BERNARDI	Yamaha YZF R1	268,7
27	<b>33</b> K. RYDE	Yamaha YZF R1	268,0

#### SEG. 1

1	<b>47</b> A. BASSANI	24.727
2	<b>21</b> M. RINALDI	24.775
3	<b>54</b> T. RAZGATLIOGLU	24.794
4	<b>65</b> J. REA	24.811
5	<b>9</b> D. PETRUCCI	24.857
6	<b>31</b> G. GERLOFF	24.866
7	<b>60</b> M. VAN DER MARK	24.906
8	<b>29</b> A. IANNONE	24.913
9	<b>11</b> N. BULEGA	24.940
10	<b>22</b> A. LOWES	24.948
11	<b>55</b> A. LOCATELLI	24.964
12	<b>97</b> X. VIERGE	24.969
13	<b>14</b> S. LOWES	24.971
14	<b>7</b> I. LECUONA	24.982
15	<b>77</b> D. AEGERTER	25.035
16	<b>1</b> A. BAUTISTA	25.060
17	<b>28</b> B. RAY	25.082
18	<b>53</b> T. RABAT	25.094
19	<b>45</b> S. REDDING	25.140
20	<b>49</b> T. NAGASHIMA	25.152
21	<b>95</b> T. MACKENZIE	25.189
22	<b>5</b> P. OETTL	25.195
23	<b>33</b> K. RYDE	25.228
24	<b>52</b> A. DELBIANCO	25.280
25	<b>46</b> T. BRIDEWELL	25.327
26	<b>75</b> I. LOPES	25.342
27	<b>91</b> L. BERNARDI	25.509

#### SEG. 2

1	<b>1</b> A. BAUTISTA	14.555
2	<b>11</b> N. BULEGA	14.583
3	<b>60</b> M. VAN DER MARK	14.610
4	<b>31</b> G. GERLOFF	14.614
5	<b>29</b> A. IANNONE	14.637
6	<b>54</b> T. RAZGATLIOGLU	14.637
7	<b>65</b> J. REA	14.652
8	<b>77</b> D. AEGERTER	14.654
9	<b>21</b> M. RINALDI	14.661
10	<b>14</b> S. LOWES	14.697
11	<b>53</b> T. RABAT	14.701
12	<b>9</b> D. PETRUCCI	14.703
13	<b>47</b> A. BASSANI	14.710
14	<b>55</b> A. LOCATELLI	14.719
15	<b>97</b> X. VIERGE	14.727
16	<b>22</b> A. LOWES	14.728
17	<b>49</b> T. NAGASHIMA	14.769
18	<b>95</b> T. MACKENZIE	14.810
19	<b>28</b> B. RAY	14.824
20	<b>45</b> S. REDDING	14.827
21	<b>7</b> I. LECUONA	14.848
22	<b>52</b> A. DELBIANCO	14.869
23	<b>33</b> K. RYDE	14.974
24	<b>46</b> T. BRIDEWELL	14.978
25	<b>5</b> P. OETTL	14.990
26	<b>91</b> L. BERNARDI	15.027
27	<b>75</b> I. LOPES	15.046

#### SEG. 3

1	<b>9</b> D. PETRUCCI	29.651
2	<b>54</b> T. RAZGATLIOGLU	29.697
3	<b>21</b> M. RINALDI	29.703
4	<b>22</b> A. LOWES	29.729
5	<b>11</b> N. BULEGA	29.739
6	<b>29</b> A. IANNONE	29.747
7	<b>65</b> J. REA	29.753
8	<b>47</b> A. BASSANI	29.786
9	<b>31</b> G. GERLOFF	29.808
10	<b>55</b> A. LOCATELLI	29.813
11	<b>14</b> S. LOWES	29.852
12	<b>60</b> M. VAN DER MARK	29.879
13	<b>1</b> A. BAUTISTA	29.896
14	<b>7</b> I. LECUONA	29.923
15	<b>53</b> T. RABAT	29.949
16	<b>77</b> D. AEGERTER	29.981
17	<b>28</b> B. RAY	29.986
18	<b>45</b> S. REDDING	30.065
19	<b>97</b> X. VIERGE	30.144
20	<b>52</b> A. DELBIANCO	30.192
21	<b>49</b> T. NAGASHIMA	30.203
22	<b>33</b> K. RYDE	30.248
23	<b>5</b> P. OETTL	30.253
24	<b>95</b> T. MACKENZIE	30.304
25	<b>75</b> I. LOPES	30.364
26	<b>46</b> T. BRIDEWELL	30.423
27	<b>91</b> L. BERNARDI	30.626

#### SEG. 4

1	<b>29</b> A. IANNONE	30.305
2	<b>21</b> M. RINALDI	30.333
3	<b>11</b> N. BULEGA	30.395
4	<b>14</b> S. LOWES	30.516
5	<b>1</b> A. BAUTISTA	30.522
6	<b>60</b> M. VAN DER MARK	30.525
7	<b>31</b> G. GERLOFF	30.557
8	<b>47</b> A. BASSANI	30.562
9	<b>65</b> J. REA	30.566
10	<b>54</b> T. RAZGATLIOGLU	30.584
11	<b>9</b> D. PETRUCCI	30.589
12	<b>22</b> A. LOWES	30.601
13	<b>55</b> A. LOCATELLI	30.644
14	<b>77</b> D. AEGERTER	30.683
15	<b>97</b> X. VIERGE	30.739
16	<b>7</b> I. LECUONA	30.775
17	<b>53</b> T. RABAT	30.838
18	<b>45</b> S. REDDING	30.936
19	<b>33</b> K. RYDE	31.003
20	<b>28</b> B. RAY	31.015
21	<b>52</b> A. DELBIANCO	31.017
22	<b>49</b> T. NAGASHIMA	31.041
23	<b>95</b> T. MACKENZIE	31.046
24	<b>5</b> P. OETTL	31.155
25	<b>75</b> I. LOPES	31.228
26	<b>91</b> L. BERNARDI	31.293
27	<b>46</b> T. BRIDEWELL	31.330

18/10/2024

These data/results cannot be reproduced, stored and/or transmitted in whole or in part by any manner of electronic, mechanical, photocopying, recording, broadcasting or otherwise now known or herein after developed without the previous express consent by the copyright owner, except for reproduction in daily press and regular printed publications on sale to the public within 60 days of the event related to those data/results and always provided that copyright symbol appears together as follows below.

© DORNA WSBK ORGANIZATION Srl 2024



Jerez 4.423 m

## Prometeon Spanish Round, 18-20 October 2024

### Ideal Times Free Practice 2nd Session

No.	Rider	Nat	Bike	Seg. 1	Seg. 2	Seg. 3	Seg. 4	Ideal Time		
				Diff. 1	Diff. 2	Diff. 3	Diff. 4	Best Lap	Pos.	Diff.
1	<b>21 M. RINALDI</b>	ITA	Ducati Panigale V4R	24.775 +0.020	14.661	29.703 +0.099	30.333	<b>1'39.472</b> 1'39.591	1	0.119
2	<b>29 A. IANNONE</b>	ITA	Ducati Panigale V4R	24.913 +0.322	14.637 +0.042	29.747	<b>30.305</b>	<b>1'39.602</b> 1'39.966	7	0.364
3	<b>11 N. BULEGA</b>	ITA	Ducati Panigale V4R	24.940 +0.028	14.583 +0.056	29.739	30.395	<b>1'39.657</b> 1'39.741	2	0.084
4	<b>54 T. RAZGATLIOGLU</b>	TUR	BMW M 1000 RR	24.794	14.637 +0.051	29.697 +0.105	30.584	<b>1'39.712</b> 1'39.868	4	0.156
5	<b>65 J. REA</b>	GBR	Yamaha YZF R1	24.811 +0.064	14.652 +0.008	29.753 +0.020	30.566	<b>1'39.782</b> 1'39.874	5	0.092
6	<b>47 A. BASSANI</b>	ITA	Kawasaki ZX-10RR	<b>24.727</b>	14.710 +0.032	29.786 +0.133	30.562 +0.016	<b>1'39.785</b> 1'39.966	8	0.181
7	<b>9 D. PETRUCCI</b>	ITA	Ducati Panigale V4R	24.857	14.703	<b>29.651</b>	30.589 +0.020	<b>1'39.800</b> 1'39.820	3	0.020
8	<b>31 G. GERLOFF</b>	USA	BMW M 1000 RR	24.866	14.614	29.808 +0.151	30.557	<b>1'39.845</b> 1'39.996	9	0.151
9	<b>60 M. VAN DER MARK</b>	NED	BMW M 1000 RR	24.906	14.610 +0.020	29.879	30.525	<b>1'39.920</b> 1'39.940	6	0.020
10	<b>22 A. LOWES</b>	GBR	Kawasaki ZX-10RR	24.948 +0.070	14.728 +0.034	29.729 +0.057	30.601	<b>1'40.006</b> 1'40.167	12	0.161
11	<b>1 A. BAUTISTA</b>	ESP	Ducati Panigale V4R	25.060	<b>14.555</b> +0.006	29.896	30.522 +0.072	<b>1'40.033</b> 1'40.111	11	0.078
12	<b>14 S. LOWES</b>	GBR	Ducati Panigale V4R	24.971	14.697	29.852	30.516	<b>1'40.036</b> 1'40.036	10	
13	<b>55 A. LOCATELLI</b>	ITA	Yamaha YZF R1	24.964 +0.009	14.719 +0.053	29.813	30.644	<b>1'40.140</b> 1'40.202	13	0.062
14	<b>77 D. AEGERTER</b>	SUI	Yamaha YZF R1	25.035 +0.049	14.654	29.981	30.683	<b>1'40.353</b> 1'40.402	14	0.049
15	<b>7 I. LECUONA</b>	ESP	Honda CBR1000 RR-R	24.982	14.848 +0.065	29.923 +0.021	30.775 +0.092	<b>1'40.528</b> 1'40.706	16	0.178
16	<b>97 X. VIERGE</b>	ESP	Honda CBR1000 RR-R	24.969	14.727 +0.032	30.144	30.739 +0.077	<b>1'40.579</b> 1'40.688	15	0.109
17	<b>53 T. RABAT</b>	ESP	Kawasaki ZX-10RR	25.094 +0.013	14.701 +0.036	29.949 +0.082	30.838 +0.057	<b>1'40.582</b> 1'40.770	17	0.188
18	<b>28 B. RAY</b>	GBR	Yamaha YZF R1	25.082	14.824	29.986	31.015 +0.008	<b>1'40.907</b> 1'40.915	18	0.008
19	<b>45 S. REDDING</b>	GBR	BMW M 1000 RR	25.140 +0.023	14.827	30.065	30.936 +0.022	<b>1'40.968</b> 1'41.013	19	0.045
20	<b>49 T. NAGASHIMA</b>	JPN	Honda CBR1000 RR-R	25.152	14.769 +0.046	30.203	31.041 +0.059	<b>1'41.165</b> 1'41.270	20	0.105
21	<b>95 T. MACKENZIE</b>	GBR	Honda CBR1000 RR-R	25.189	14.810 +0.136	30.304 +0.103	31.046 +0.035	<b>1'41.349</b> 1'41.623	22	0.274
22	<b>52 A. DELBIANCO</b>	ITA	Yamaha YZF R1	25.280 +0.051	14.869	30.192	31.017	<b>1'41.358</b> 1'41.409	21	0.051
23	<b>33 K. RYDE</b>	GBR	Yamaha YZF R1	25.228 +0.065	14.974	30.248	31.003 +0.129	<b>1'41.453</b> 1'41.647	23	0.194
24	<b>5 P. OETTL</b>	GER	Yamaha YZF R1	25.195 +0.004	14.990 +0.044	30.253 +0.037	31.155 +0.009	<b>1'41.593</b> 1'41.687	24	0.094
25	<b>75 I. LOPES</b>	POR	Honda CBR1000 RR-R	25.342 +0.003	15.046 +0.070	30.364	31.228	<b>1'41.980</b> 1'42.053	25	0.073
26	<b>46 T. BRIDEWELL</b>	GBR	Honda CBR1000 RR-R	25.327	14.978 +0.075	30.423 +0.115	31.330	<b>1'42.058</b> 1'42.248	26	0.190
27	<b>91 L. BERNARDI</b>	SMR	Yamaha YZF R1	25.509 +0.031	15.027 +0.080	30.626 +0.041	31.293	<b>1'42.455</b> 1'42.607	27	0.152
<b>Overall Ideal Time</b>				24.727	14.555	29.651	30.305	<b>1'39.238</b>		

18/10/2024

These data/results cannot be reproduced, stored and/or transmitted in whole or in part by any manner of electronic, mechanical, photocopying, recording, broadcasting or otherwise now known or herein after developed without the previous express consent by the copyright owner, except for reproduction in daily press and regular printed publications on sale to the public within 60 days of the event related to those data/results and always provided that copyright symbol appears together as follows below.

© DORNA WSBK ORGANIZATION Srl 2024

**FIGR PERUGIA TIMING**




Jerez 4.423 m

**1 / 5**

## Prometeon Spanish Round, 18-20 October 2024

### Chronological Analysis Free Practice 2nd Session

1° 21 M. RINALDI [1'39.591]							
Lap	Seg1	Seg2	Seg3	Seg4	Lap Time	km/h	Local Time
1							
2	32.817	16.134	31.797	31.267	1'52.015P	242,1	15:02'46.923
3	25.108	14.858	29.878	30.730	1'40.574	272,7	15:04'27.497
4	25.102	14.817	29.913	30.600	1'40.432	273,4	15:06'07.929
5	24.858	14.823	29.909	30.657	1'40.247	273,4	15:07'48.176
6	24.799	14.757	29.809	30.576	1'39.941	273,4	15:09'28.117
7	24.888	14.811	33.366	32.211	1'45.276	272,7	15:11'13.393
8	25.002	14.756	29.971	30.735	1'40.464	273,4	15:12'53.857
9	25.018	14.732	31.256	6'56.310	8'07.316P	273,4	15:21'01.173
10	30.487	15.073	30.278	30.888	1'46.726P	270,0	15:22'47.899
11	25.039	14.872	29.966	30.797	1'40.674	272,0	15:24'28.573
12	25.005	14.862	29.813	30.718	1'40.398	272,0	15:26'08.971
13	25.068	14.815	29.848	30.714	1'40.445	272,7	15:27'49.416
14	28.488	16.193	31.647	6'40.924	7'57.252P	264,8	15:35'46.668
15	42.812	15.753	34.031	31.527	2'04.123P	261,7	15:37'50.791
16	24.795	14.661	29.802	30.333	1'39.591	277,5	15:39'30.382
17	24.775	14.676	29.703	30.524	1'39.678	275,4	15:41'10.066
18	25.936	15.495	31.768	31.397	1'44.596	266,1	15:42'54.650
19	25.027	14.755	29.996	30.879	1'40.657	276,1	15:44'35.313
20	25.202	14.794	30.157	31.003	1'41.156	277,5	15:46'16.469

4° 54 T. RAZGATLIOGLU [1'39.868]							
Lap	Seg1	Seg2	Seg3	Seg4	Lap Time	km/h	Local Time
1							
2	30.939	15.655	30.538	31.201	1'48.333P	268,7	15:02'25.884
3	25.141	14.871	29.837	30.619	1'40.468	274,0	15:04'06.352
4	24.833	14.658	29.811	30.631	1'39.933	276,1	15:05'46.285
5	25.013	14.723	29.780	30.630	1'40.146C	274,7	15:07'26.431
6	24.983	14.877	29.849	30.671	1'40.380	273,4	15:09'06.811
7	24.904	14.839	29.840	30.643	1'40.226	275,4	15:10'47.037
8	24.826	14.711	29.889	30.608	1'40.034	277,5	15:12'27.071
9	24.911	14.809	29.697	30.640	1'40.057	276,1	15:14'07.128
10	24.890	14.776	29.833	30.831	1'40.330	277,5	15:15'47.458
11	24.888	14.765	29.754	30.678	1'40.085	276,1	15:17'27.543
12	24.928	14.753	29.815	30.627	1'40.123	277,5	15:19'07.666
13	24.875	14.794	29.848	30.595	1'40.112	276,8	15:20'47.778
14	25.085	14.743	29.874	8'59.781	10'09.483P	278,2	15:30'57.261
15	32.389	15.260	31.094	31.370	1'50.113P	271,3	15:32'47.374
16	25.304	14.831	30.649	30.881	1'41.665	276,8	15:34'29.039
17	24.794	14.688	29.802	30.584	1'39.868	276,1	15:36'08.907
18	24.878	14.702	29.736	30.662	1'39.978	279,6	15:37'48.885
19	26.070	14.637	31.238	33.235	1'45.180	281,7	15:39'34.065
20	24.949	14.765	29.965	32.153	1'41.832	278,2	15:41'15.897
21	25.126	14.758	30.100	2'09.258	3'19.242P	278,2	15:44'35.139
22	31.925	15.226	31.008	31.262	1'49.421P	274,7	15:46'24.560

2° 11 N. BULEGA [1'39.741]							
Lap	Seg1	Seg2	Seg3	Seg4	Lap Time	km/h	Local Time
1							
2	32.684	15.824	30.922	30.876	1'50.306P	259,2	15:02'58.127
3	25.136	14.694	30.162	30.853	1'40.845	276,8	15:04'38.972
4	25.072	14.583	30.038	30.576	1'40.269	277,5	15:06'19.241
5	24.990	14.670	29.961	30.607	1'40.228	276,8	15:07'59.469
6	25.013	14.631	30.130	30.610	1'40.384	276,1	15:09'39.853
7	24.976	15.742	32.336	10'59.591	12'12.645P	236,9	15:21'52.498
8	32.862	14.867	30.310	30.870	1'48.909P	272,0	15:23'41.407
9	25.169	14.594	29.928	30.660	1'40.351	277,5	15:25'21.758
10	25.095	14.675	29.827	30.606	1'40.203	276,8	15:27'01.961
11	24.949	14.631	29.861	30.543	1'39.984	276,1	15:28'41.945
12	24.985	14.646	29.848	30.437	1'39.916	276,1	15:30'21.861
13	25.036	14.589	29.799	30.533	1'39.957	278,2	15:32'01.818
14	25.025	14.644	30.145	30.747	1'40.561	276,8	15:33'42.379
15	24.940	14.616	29.775	30.500	1'39.831	276,8	15:35'22.210
16	1'08.427	15.675	32.620	30.790	2'27.512	258,6	15:37'49.722
17	25.035	14.656	34.669	3'14.875	4'29.235P	278,9	15:42'18.957
18	30.938	14.868	30.133	30.563	1'46.502P	274,7	15:44'05.459
19	24.968	14.639	29.739	30.395	1'39.741	277,5	15:45'45.200

5° 65 J. REA [1'39.874]							
Lap	Seg1	Seg2	Seg3	Seg4	Lap Time	km/h	Local Time
1							
2	38.354	15.204	30.313	31.048	1'54.919P	266,1	15:01'48.093
3	24.936	14.845	29.905	30.864	1'40.550	268,7	15:03'28.643
4	24.919	14.805	30.045	30.795	1'40.564	268,0	15:05'09.207
5	24.938	14.805	29.931	30.841	1'40.515	268,7	15:06'49.722
6	25.012	14.851	29.977	30.812	1'40.652	267,4	15:08'30.374
7	25.047	14.858	30.515	33.576	1'43.996	268,7	15:10'14.370
8	25.076	14.785	29.950	31.146	1'40.957	269,3	15:11'55.327
9	25.045	14.882	30.042	31.066	1'41.035	267,4	15:13'36.362
10	26.380	14.914	30.550	30.978	1'42.822	266,7	15:15'19.184
11	24.948	14.872	30.229	30.928	1'40.977	268,7	15:17'00.161
12	25.026	14.908	30.046	30.899	1'40.879	269,3	15:18'41.040
13	25.030	14.896	32.608	8'11.054	9'23.588P	268,0	15:28'04.628
14	32.416	15.023	31.289	30.946	1'49.674P	267,4	15:29'54.302
15	24.875	14.660	29.773	30.566	1'39.874	270,7	15:31'34.176
16	25.025	14.693	30.095	31.064	1'40.877	270,7	15:33'15.053
17	24.868	14.691	29.963	31.285	1'40.807	272,7	15:34'55.860
18	24.938	14.705	29.780	30.776	1'40.199	270,7	15:36'36.059
19	25.019	14.717	29.936	30.789	1'40.461	270,7	15:38'16.520
20	24.873	14.771	29.849	30.705	1'40.198	271,3	15:39'56.718
21	31.068	15.332	30.085	30.645	1'47.130	270,7	15:41'43.848
22	25.023	14.652	29.753	30.935	1'40.363	274,0	15:43'24.211
23	24.811	14.671	29.874	30.656	1'40.012	275,4	15:45'04.223

3° 9 D. PETRUCCI [1'39.820]							
Lap	Seg1	Seg2	Seg3	Seg4	Lap Time	km/h	Local Time
1							
2	32.562	15.399	31.338	31.346	1'50.645P	266,1	15:02'12.202
3	24.871	14.796	29.785	30.624	1'40.076	274,7	15:03'52.278
4	24.857	14.738	29.762	30.589	1'39.946	275,4	15:05'32.224
5	26.845	15.493	30.054	30.798	1'43.190C	273,4	15:07'15.414
6	25.021	15.162	30.760	30.763	1'41.706	274,0	15:08'57.120
7	24.857	14.703	29.651	30.609	1'39.820	276,1	15:10'36.940
8	26.439	16.049	31.896	13'44.024	14'58.408P	270,7	15:25'35.348
9	34.103	16.074	34.435	36.454	2'01.066P	234,9	15:27'36.414
10	24.976	14.751	29.872	30.674	1'40.273	273,4	15:29'16.687
11	25.108	14.883	29.921	30.844	1'40.756	274,7	15:30'57.443
12	25.049	14.841	29.939	30.701	1'40.530	274,0	15:32'37.973
13	25.039	14.773	29.902	30.785	1'40.499	274,0	15:34'18.472
14	24.959	14.846	29.874	30.695	1'40.374	274,0	15:35'58.846
15	24.990	14.840	29.860	30.705	1'40.395	275,4	15:37'39.241
16	25.021	14.821	29.877	30.764	1'40.483	275,4	15:39'19.724

6° 60 M. VAN DER MARK [1'39.940]							
Lap	Seg1	Seg2	Seg3	Seg4	Lap Time	km/h	Local Time
1							
2	30.581	14.952	30.270	30.677	1'46.480P	276,8	15:01'56.260
3	24.976	14.776	29.916	31.297	1'40.965	276,8	15:03'37.225
4	25.052	14.610	30.174	30.715	1'40.551	278,9	15:05'17.776
5	25.105	14.723	29.958	30.634	1'40.420C	273,4	15:06'58.196

18/10/2024

P = Pits In/Out - C = Lap Time Cancelled

These data/results cannot be reproduced, stored and/or transmitted in whole or in part by any manner of electronic, mechanical, photocopying, recording, broadcasting or otherwise now known or herein after developed without the previous express consent by the copyright owner, except for reproduction in daily press and regular printed publications on sale to the public within 60 days of the event related to those data/results and always provided that copyright symbol appears together as follows below.

© DORNA WSBK ORGANIZATION Srl 2024







## Prometeon Spanish Round, 18–20 October 2024 Chronological Analysis Free Practice 2nd Session

Lap	Seg1	Seg2	Seg3	Seg4	Lap Time	km/h	Local Time
6	25.029	14.757	30.083	30.642	1'40.511	273,4	15:08'38.707
7	24.993	14.730	30.086	30.614	1'40.423	272,7	15:10'19.130
8	30.071	16.256	33.393	32.107	1'51.827	239,5	15:12'10.957
9	25.252	14.784	30.303	31.134	1'41.473	276,1	15:13'52.430
10	24.944	14.781	29.929	30.550	1'40.204	275,4	15:15'32.634
11	25.021	14.696	29.948	30.690	1'40.355	276,8	15:17'12.989
12	24.987	14.746	30.053	30.787	1'40.573	274,7	15:18'53.562
13	27.957	16.103	31.764	5'02.202	6'18.026P	230,5	15:25'11.588
14	33.125	15.394	31.722	30.827	1'51.068P	247,6	15:27'02.656
15	25.021	14.755	30.039	30.733	1'40.548	276,1	15:28'43.204
16	25.120	14.774	30.064	2'58.702	4'08.660P	275,4	15:32'51.864
17	37.966	15.330	33.983	38.910	2'06.189P	264,8	15:34'58.053
18	<b>24.906</b>	14.630	<b>29.879</b>	<b>30.525</b>	<b>1'39.940</b>	275,4	15:36'37.993
19	25.253	15.703	32.103	30.952	1'44.011	231,4	15:38'22.404
20	25.032	14.726	30.029	30.626	1'40.413	278,2	15:40'02.017
21	25.025	14.765	29.974	30.633	1'40.397	276,8	15:41'42.814
22	25.057	14.737	29.907	30.679	1'40.380	277,5	15:43'23.194
23	25.169	14.792	29.994	30.842	1'40.797	276,8	15:45'03.991

9° 31 G. GERLOFF [1'39.996]							
Lap	Seg1	Seg2	Seg3	Seg4	Lap Time	km/h	Local Time
1							
2	30.417	15.301	31.203	31.541	1'48.462P	274,7	15:01'52.377
3	25.538	15.049	30.172	30.684	1'41.443	272,7	15:03'33.820
4	24.949	14.728	31.008	30.864	1'41.549C	274,7	15:05'15.369
5	25.095	14.772	30.230	7'33.798	8'43.895CP	273,4	15:13'59.264
6	30.555	15.135	33.750	30.679	1'50.119P	271,3	15:15'49.383
7	25.008	14.712	30.183	30.700	1'40.603C	276,1	15:17'29.986
8	25.516	14.801	30.055	30.762	1'41.134	273,4	15:19'11.120
9	25.089	14.908	<b>29.808</b>	30.871	1'40.676	271,3	15:20'51.796
10	24.999	14.828	30.001	30.615	1'40.443	272,0	15:22'32.239
11	24.955	14.795	29.842	30.747	1'40.339	274,0	15:24'12.578
12	28.383	15.160	30.375	6'56.943	8'10.861P	272,0	15:32'23.439
13	33.953	15.636	32.689	33.575	1'55.853P	270,7	15:34'19.292
14	<b>24.866</b>	<b>14.614</b>	29.959	<b>30.557</b>	<b>1'39.996</b>	279,6	15:35'59.288
15	24.948	14.791	29.828	30.627	1'40.194	277,5	15:37'39.482
16	24.958	14.827	34.685	30.941	1'45.411	277,5	15:39'24.893
17	25.184	14.746	29.870	30.950	1'40.750	276,8	15:41'05.643
18	24.968	14.670	30.300	30.679	1'40.617	<b>281,7</b>	15:42'46.260
19	25.028	14.708	29.998	30.774	1'40.508C	278,9	15:44'26.768
20	24.989	14.729	29.955	30.644	1'40.317	277,5	15:46'07.085

7° 29 A. IANNONE [1'39.966]							
Lap	Seg1	Seg2	Seg3	Seg4	Lap Time	km/h	Local Time
1							
2	33.610	16.766	31.382	31.005	1'52.763P	244,8	15:02'19.151
3	25.235	14.679	<b>29.747</b>	<b>30.305</b>	<b>1'39.966</b>	278,2	15:03'59.117
4	24.963	16.021	32.907	33.855	1'47.746	261,7	15:05'46.863
5	25.094	<b>14.637</b>	29.827	30.448	1'40.006C	278,2	15:07'26.869
6	24.988	14.670	29.846	30.647	1'40.151	277,5	15:09'07.020
7	25.179	14.729	30.118	30.756	1'40.782	278,2	15:10'47.802
8	25.134	14.757	29.933	30.575	1'40.399	277,5	15:12'28.201
9	24.941	14.658	29.963	30.533	1'40.095	278,2	15:14'08.296
10	24.994	14.738	29.749	30.618	1'40.099	<b>278,9</b>	15:15'48.395
11	<b>24.913</b>	14.689	29.962	11'36.851	12'46.415P	<b>278,9</b>	15:28'34.810
12	35.147	15.040	31.456	40.209	2'01.852P	274,0	15:30'36.662
13	25.781	14.807	30.446	31.271	1'42.305	274,0	15:32'18.967
14	25.006	14.864	30.026	30.774	1'40.670	276,1	15:33'59.637
15	25.051	14.862	30.149	30.831	1'40.893	276,8	15:35'40.530
16	25.483	14.888	30.763	2'50.880	4'02.014CP	276,1	15:39'42.544
17	35.124	15.572	32.298	31.805	1'54.799P	269,3	15:41'37.343
18	24.962	14.732	29.930	30.657	1'40.281	278,2	15:43'17.624
19	25.015	14.854	30.527	33.027	1'43.423	276,8	15:45'01.047

8° 47 A. BASSANI [1'39.966]							
Lap	Seg1	Seg2	Seg3	Seg4	Lap Time	km/h	Local Time
1							
2	30.525	15.440	31.413	30.981	1'48.359P	274,0	15:02'00.746
3	25.019	<b>14.710</b>	30.137	30.773	1'40.639	<b>275,4</b>	15:03'41.385
4	25.012	14.791	30.075	30.884	1'40.762	274,7	15:05'22.147
5	25.610	14.961	30.171	30.941	1'41.683C	274,7	15:07'03.830
6	25.454	14.974	30.100	31.020	1'41.548	273,4	15:08'45.378
7	33.339	15.684	30.757	4'33.935	5'53.715P	267,4	15:14'39.093
8	32.087	15.022	30.577	30.899	1'48.585P	274,0	15:16'27.678
9	<b>24.727</b>	14.742	29.919	30.578	<b>1'39.966</b>	271,3	15:18'07.644
10	24.861	14.805	29.875	<b>30.562</b>	1'40.103	268,0	15:19'47.747
11	24.981	14.810	29.850	30.776	1'40.417	271,3	15:21'28.164
12	24.963	14.793	30.110	30.774	1'40.640	272,0	15:23'08.804
13	25.108	14.913	30.056	30.765	1'40.842	272,0	15:24'49.646
14	25.205	14.792	29.932	30.807	1'40.736	273,4	15:26'30.382
15	25.010	14.765	29.968	30.652	1'40.395	274,7	15:28'10.777
16	25.081	14.784	<b>29.786</b>	30.832	1'40.483	274,0	15:29'51.260
17	25.126	14.841	29.944	30.941	1'40.852	274,0	15:31'32.112
18	25.120	14.911	30.056	30.993	1'41.080	273,4	15:33'13.192
19	25.194	14.886	30.193	5'21.199	6'31.472P	274,7	15:39'44.664
20	32.014	15.471	31.054	31.370	1'49.909P	266,1	15:41'34.573

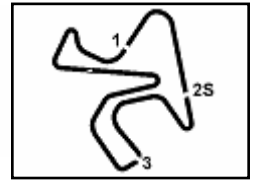
10° 14 S. LOWES [1'40.036]							
Lap	Seg1	Seg2	Seg3	Seg4	Lap Time	km/h	Local Time
1							
2	31.611	15.565	31.283	31.091	1'49.550P	265,4	15:02'29.695
3	25.284	14.782	30.437	30.788	1'41.291	274,0	15:04'10.986
4	25.079	14.770	30.051	30.694	1'40.594	273,4	15:05'51.580
5	25.187	14.766	30.309	30.708	1'40.970C	274,7	15:07'32.550
6	25.165	14.797	30.022	30.672	1'40.656	274,0	15:09'13.206
7	26.254	16.426	31.025	30.808	1'44.513	272,7	15:10'57.719
8	25.170	14.839	30.166	30.787	1'40.962	271,3	15:12'38.681
9	25.208	14.763	30.063	30.760	1'40.794	273,4	15:14'19.475
10	29.460	15.752	30.334	31.054	1'46.600	269,3	15:16'06.075
11	25.184	14.807	29.952	30.744	1'40.687	272,7	15:17'46.762
12	25.145	14.814	30.093	30.875	1'40.927	271,3	15:19'27.689
13	25.140	15.125	30.189	7'29.594	8'40.048P	272,7	15:28'07.737
14	37.943	14.879	30.304	30.908	1'54.034P	273,4	15:30'01.771
15	25.182	14.868	30.058	30.945	1'41.053	271,3	15:31'42.824
16	25.298	15.490	31.772	3'38.821	4'51.381P	259,8	15:36'34.205
17	34.404	15.758	31.299	31.417	1'52.878P	272,7	15:38'27.083
18	<b>24.971</b>	<b>14.697</b>	<b>29.852</b>	<b>30.516</b>	<b>1'40.036</b>	<b>276,1</b>	15:40'07.119
19	26.407	14.883	30.062	30.792	1'42.144	275,4	15:41'49.263
20	25.100	14.751	30.013	30.615	1'40.479	274,7	15:43'29.742
21	25.180	14.788	30.268	31.328	1'41.564	275,4	15:45'11.306

11° 1 A. BAUTISTA [1'40.111]							
Lap	Seg1	Seg2	Seg3	Seg4	Lap Time	km/h	Local Time
1							
2	32.120	15.012	31.505	30.988	1'49.625P	276,1	15:02'01.824
3	25.128	14.610	30.142	30.785	1'40.665	281,0	15:03'42.489
4	25.177	14.709	30.259	30.765	1'40.910	278,9	15:05'23.399
5	25.638	14.754	30.334	30.916	1'41.642C	281,0	15:07'05.041
6	25.358	14.954	30.270	30.853	1'41.435	277,5	15:08'46.476
7	25.326	14.674	30.283	30.956	1'41.239	279,6	15:10'27.715
8	25.170	14.633	30.147	30.772	1'40.722	281,0	15:12'08.437
9	25.195	14.778	30.134	30.734	1'40.841	276,8	15:13'49.278
10	25.131	14.718	30.079	30.797	1'40.725	278,9	15:15'30.003

18/10/2024 P = Pits In/Out - C = Lap Time Cancelled

These data/results cannot be reproduced, stored and/or transmitted in whole or in part by any manner of electronic, mechanical, photocopying, recording, broadcasting or otherwise now known or herein after developed without the previous express consent by the copyright owner, except for reproduction in daily press and regular printed publications on sale to the public within 60 days of the event related to those data/results and always provided that copyright symbol appears together as follows below.

© DORNA WSBK ORGANIZATION Srl 2024



Jerez 4.423 m

Prometeon Spanish Round, 18-20 October 2024 Chronological Analysis Free Practice 2nd Session

3 / 5

Table with 8 columns: Lap, Seg1, Seg2, Seg3, Seg4, Lap Time, km/h, Local Time. Rows 11-22.

Table with 8 columns: Lap, Seg1, Seg2, Seg3, Seg4, Lap Time, km/h, Local Time. Rows 5-19.

12° 22 A. LOWES [1'40.167]

Table with 8 columns: Lap, Seg1, Seg2, Seg3, Seg4, Lap Time, km/h, Local Time. Rows 1-18.

15° 97 X. VIERGE [1'40.688]

Table with 8 columns: Lap, Seg1, Seg2, Seg3, Seg4, Lap Time, km/h, Local Time. Rows 1-21.

13° 55 A. LOCATELLI [1'40.202]

Table with 8 columns: Lap, Seg1, Seg2, Seg3, Seg4, Lap Time, km/h, Local Time. Rows 1-20.

16° 7 I. LECUONA [1'40.706]

Table with 8 columns: Lap, Seg1, Seg2, Seg3, Seg4, Lap Time, km/h, Local Time. Rows 1-19.

14° 77 D. AGERTER [1'40.402]

Table with 8 columns: Lap, Seg1, Seg2, Seg3, Seg4, Lap Time, km/h, Local Time. Rows 1-4.

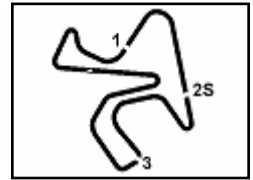
18/10/2024 P = Pits In/Out - C = Lap Time Cancelled

These data/results cannot be reproduced, stored and/or transmitted in whole or in part by any manner of electronic, mechanical, photocopying, recording, broadcasting or otherwise now known or herein after developed without the previous express consent by the copyright owner, except for reproduction in daily press and regular printed publications on sale to the public within 60 days of the event related to those data/results and always provided that copyright symbol appears together as follows below.

© DORNA WSBK ORGANIZATION Srl 2024







Jerez 4.423 m

## Prometeon Spanish Round, 18-20 October 2024

### Chronological Analysis Free Practice 2nd Session

4 / 5

#### 17° 53 T. RABAT [1'40.770]

Lap	Seg.1	Seg.2	Seg.3	Seg.4	Lap Time	km/h	Local Time
1							
2	30.923	15.135	31.440	31.832	1'49.330P	272,0	15:02'02.980
3	25.320	14.781	30.690	32.232	1'43.023	279,6	15:03'46.003
4	25.151	14.721	30.097	30.925	1'40.894	<b>280,3</b>	15:05'26.897
5	25.232	14.852	30.039	31.342	1'41.465C	275,4	15:07'08.362
6	25.289	15.035	30.289	31.111	1'41.724	270,7	15:08'50.086
7	25.469	14.948	30.334	31.010	1'41.761	273,4	15:10'31.847
8	25.205	14.790	30.211	31.015	1'41.221	275,4	15:12'13.068
9	25.283	14.746	30.201	30.997	1'41.227	275,4	15:13'54.295
10	25.368	15.180	30.273	31.021	1'41.842	274,7	15:15'36.137
11	30.184	15.261	30.829	31.869	1'48.143	266,7	15:17'24.280
12	25.297	<b>14.701</b>	30.214	31.176	1'41.388	278,2	15:19'05.668
13	25.233	14.848	30.052	30.894	1'41.027	272,7	15:20'46.695
14	25.202	14.784	30.148	30.990	1'41.124	272,7	15:22'27.819
15	26.524	15.266	31.015	10'05.308	11'18.113P	267,4	15:33'45.932
16	36.774	18.044	32.391	32.661	1'59.870P	211,8	15:35'45.802
17	25.317	14.895	29.990	30.897	1'41.099C	272,7	15:37'26.901
18	25.107	14.737	30.031	30.895	<b>1'40.770</b>	274,7	15:39'07.671
19	25.152	14.812	30.069	<b>30.838</b>	1'40.871	274,7	15:40'48.542
20	25.123	14.776	<b>29.949</b>	31.031	1'40.879	275,4	15:42'29.421
21	<b>25.094</b>	14.801	30.157	30.996	1'41.048	271,3	15:44'10.469
22	25.156	14.954	30.192	31.090	1'41.392	268,0	15:45'51.861

16 33.411 15.640 34.530 32.390 1'55.971P 263,5 15:46'45.836

#### 20° 49 T. NAGASHIMA [1'41.270]

Lap	Seg.1	Seg.2	Seg.3	Seg.4	Lap Time	km/h	Local Time
1							
2	30.830	15.006	32.426	31.831	1'50.093P	276,1	15:02'02.776
3	25.347	14.832	31.034	31.626	1'42.839	276,1	15:03'45.615
4	25.202	14.885	30.659	31.122	1'41.868	277,5	15:05'27.483
5	25.343	<b>14.769</b>	30.320	31.111	1'41.543C	276,1	15:07'09.026
6	25.261	14.850	30.496	31.094	1'41.701	276,1	15:08'50.727
7	25.319	14.830	30.625	31.222	1'41.996	<b>278,2</b>	15:10'32.723
8	25.325	14.819	30.488	31.213	1'41.845	275,4	15:12'14.568
9	26.128	15.402	31.563	9'47.653	11'00.746P	268,7	15:23'15.314
10	33.469	15.358	30.989	31.859	1'51.675P	267,4	15:25'06.989
11	25.443	15.060	30.523	31.589	1'42.615	270,0	15:26'49.604
12	28.402	15.078	30.758	31.326	1'45.564	270,7	15:28'35.168
13	25.415	14.953	30.487	31.300	1'42.155	270,7	15:30'17.323
14	26.477	15.203	33.072	4'05.551	5'20.303P	270,0	15:35'37.626
15	36.125	15.034	30.685	31.214	1'53.058CP	274,0	15:37'30.684
16	<b>25.152</b>	14.815	<b>30.203</b>	31.100	<b>1'41.270</b>	274,7	15:39'11.954
17	25.268	15.029	30.223	31.143	1'41.663	272,0	15:40'53.617
18	25.261	14.894	30.315	<b>31.041</b>	1'41.511	274,0	15:42'35.128
19	27.454	15.470	31.762	32.422	1'47.108	268,0	15:44'22.236
20	25.314	14.887	30.313	31.135	1'41.649	274,0	15:46'03.885

#### 18° 28 B. RAY [1'40.915]

Lap	Seg.1	Seg.2	Seg.3	Seg.4	Lap Time	km/h	Local Time
1							
2	31.296	15.546	31.442	31.779	1'50.063P	261,7	15:01'52.304
3	25.553	15.112	30.746	32.526	1'43.937	264,8	15:03'36.241
4	25.365	15.003	30.339	31.382	1'42.089	<b>269,3</b>	15:05'18.330
5	26.848	15.212	30.547	31.579	1'44.186C	266,1	15:07'02.516
6	25.204	15.043	30.307	31.200	1'41.754	266,1	15:08'44.270
7	25.675	15.229	30.621	11'40.865	12'52.390P	266,1	15:21'36.660
8	33.454	15.539	31.216	31.913	1'52.122P	261,0	15:23'28.782
9	25.407	15.098	30.636	31.871	1'43.012	262,9	15:25'11.794
10	25.300	15.089	30.595	31.351	1'42.335	264,2	15:26'54.129
11	26.007	15.384	31.255	4'50.895	6'03.541P	264,2	15:32'57.670
12	31.817	15.501	35.638	37.994	2'00.950P	261,7	15:34'58.620
13	<b>25.082</b>	<b>14.824</b>	<b>29.986</b>	31.023	<b>1'40.915</b>	268,7	15:36'39.535
14	25.194	15.748	30.867	31.135	1'42.944	253,2	15:38'22.479
15	25.121	14.830	29.998	<b>31.015</b>	1'40.964	<b>269,3</b>	15:40'03.443
16	31.246	15.317	30.863	31.766	1'49.192	268,0	15:41'52.635
17	25.487	15.119	30.522	31.578	1'42.706	268,7	15:43'35.341
18	25.349	15.098	31.573	31.851	1'43.871	267,4	15:45'19.212

#### 21° 52 A. DELBIANCO [1'41.409]

Lap	Seg.1	Seg.2	Seg.3	Seg.4	Lap Time	km/h	Local Time
1							
2	31.098	15.298	30.581	31.047	1'48.024P	264,2	15:01'50.695
3	25.331	<b>14.869</b>	<b>30.192</b>	<b>31.017</b>	<b>1'41.409</b>	271,3	15:03'32.104
4	<b>25.280</b>	14.884	30.335	31.198	1'41.697	267,4	15:05'13.801
5					30'24.596P		15:35'38.397
6	35.291	15.350	31.076	31.713	1'53.430CP	270,7	15:37'31.827
7	26.204	15.595	33.214	33.733	1'48.746	270,0	15:39'20.573
8	25.431	14.966	30.609	31.257	1'42.263	272,7	15:41'02.836
9	25.592	14.989	30.729	31.729	1'43.039	<b>273,4</b>	15:42'45.875
10	34.216	16.072	31.625			266,1	

#### 22° 95 T. MACKENZIE [1'41.623]

Lap	Seg.1	Seg.2	Seg.3	Seg.4	Lap Time	km/h	Local Time
1							
2	31.570	15.227	31.438	31.604	1'49.839P	267,4	15:01'58.164
3	25.394	14.903	30.521	31.395	1'42.213	270,7	15:03'40.377
4	25.387	14.943	30.652	31.191	1'42.173	268,7	15:05'22.550
5	25.616	<b>14.810</b>	30.642	31.305	1'42.373C	<b>276,1</b>	15:07'04.923
6	25.374	15.316	30.589	31.455	1'42.734	266,1	15:08'47.657
7	25.322	14.868	30.569	31.205	1'41.964	270,0	15:10'29.621
8	25.386	14.976	30.561	31.181	1'42.104	268,7	15:12'11.725
9	25.466	14.887	30.568	31.379	1'42.300	270,7	15:13'54.025
10	25.533	15.361	30.958	33.487	1'45.339	271,3	15:15'39.364
11	25.433	15.042	30.501	31.385	1'42.361	265,4	15:17'21.725
12	25.557	14.952	30.768	31.762	1'43.039	269,3	15:19'04.764
13	33.312	16.231	32.643	11'27.114	12'49.300P	241,1	15:31'54.064
14	35.848	15.433	31.143	31.701	1'54.125P	263,5	15:33'48.189
15	25.596	57.123	34.860	2'53.744	4'51.323P	129,3	15:38'39.512
16	31.819	15.159	31.020	31.565	1'49.563P	265,4	15:40'29.075
17	25.463	14.925	30.359	<b>31.046</b>	1'41.793	267,4	15:42'10.868
18	25.330	14.956	<b>30.304</b>	31.077	1'41.667	267,4	15:43'52.535
19	<b>25.189</b>	14.946	30.407	31.081	<b>1'41.623</b>	266,1	15:45'34.158

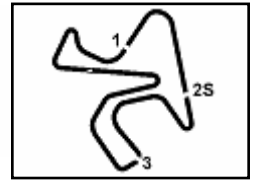
#### 23° 33 K. RYDE [1'41.647]

Lap	Seg.1	Seg.2	Seg.3	Seg.4	Lap Time	km/h	Local Time
-----	-------	-------	-------	-------	----------	------	------------

18/10/2024 P = Pits In/Dut - C = Lap Time Cancelled

These data/results cannot be reproduced, stored and/or transmitted in whole or in part by any manner of electronic, mechanical, photocopying, recording, broadcasting or otherwise now known or herein after developed without the previous express consent by the copyright owner, except for reproduction in daily press and regular printed publications on sale to the public within 60 days of the event related to those data/results and always provided that copyright symbol appears together as follows below.

© DORNA WSBK ORGANIZATION Srl 2024



Jerez 4.423 m

## Prometeon Spanish Round, 18-20 October 2024

### Chronological Analysis Free Practice 2nd Session

5 / 5

1	30.440	15.321	30.956	33.623	1'50.340P	262,3	15:01'55.592
2	25.498	15.016	30.310	31.356	1'42.180	266,7	15:03'37.772
4	25.412	15.097	30.383	31.284	1'42.176	<b>268,0</b>	15:05'19.948
5	26.318	15.126	30.473	31.868	1'43.785C	263,5	15:07'03.733
6	25.435	15.094	30.499	16'28.505	17'39.533P	264,8	15:24'43.266
7	33.919	15.608	31.386	31.740	1'52.653P	257,4	15:26'35.919
8	25.505	15.151	30.632	31.556	1'42.844	262,3	15:28'18.763
9	25.681	15.250	30.556	31.529	1'43.016	261,7	15:30'01.779
10	25.624	15.157	30.595	7'58.796	9'10.172P	264,2	15:39'11.951
11	39.583	15.387	30.587	31.698	1'57.255P	262,9	15:41'09.206
12	<b>25.228</b>	15.109	30.356	<b>31.003</b>	1'41.696	260,4	15:42'50.902
13	25.966	15.128	31.280	33.487	1'45.861	265,4	15:44'36.763
14	25.293	<b>14.974</b>	<b>30.248</b>	31.132	<b>1'41.647</b>	<b>268,0</b>	15:46'18.410

22	<b>25.342</b>	15.079	30.403	31.320	1'42.144	268,0	15:44'31.559
23	25.408	15.122	30.552	31.344	1'42.426	266,7	15:46'13.985

#### 26° 46 T. BRIDEWELL [1'42.248]

Lap	Seg.1	Seg.2	Seg.3	Seg.4	Lap Time	km/h	Local Time
1							
2	31.536	15.465	31.691	35.221	1'53.913P	264,2	15:01'59.200
3	25.557	15.001	36.093	31.641	1'48.292	267,4	15:03'47.492
4	25.493	15.046	30.603	31.520	1'42.662	266,7	15:05'30.154
5	25.812	15.605	31.231	12'37.922	13'50.570CP	256,8	15:19'20.724
6	34.718	15.225	31.779	31.858	1'53.580P	265,4	15:21'14.304
7	25.565	15.068	30.628	31.575	1'42.836	266,7	15:22'57.140
8	25.567	15.083	30.624	31.483	1'42.757	265,4	15:24'39.897
9	25.636	15.081	30.605	31.582	1'42.904	268,7	15:26'22.801
10	25.735	15.626	31.820	11'06.973	12'20.154P	258,0	15:38'42.955
11	31.983	15.048	30.435	31.543	1'49.009P	265,4	15:40'31.964
12	25.525	<b>14.978</b>	<b>30.423</b>	31.345	1'42.271	<b>270,7</b>	15:42'14.235
13	<b>25.327</b>	15.053	30.538	<b>31.330</b>	<b>1'42.248</b>	268,7	15:43'56.483
14	26.494	15.941	31.788			255,0	

#### 24° 5 P. OETTL [1'41.687]

Lap	Seg.1	Seg.2	Seg.3	Seg.4	Lap Time	km/h	Local Time
1							
2	31.815	15.264	31.457	31.687	1'50.223P	268,7	15:01'52.375
3	25.873	15.038	30.541	31.623	1'43.075	267,4	15:03'35.450
4	25.615	15.178	30.348	31.522	1'42.663	264,2	15:05'18.113
5	25.366	14.993	30.333	31.130	1'41.822C	268,7	15:06'59.935
6	25.264	15.035	30.397	31.379	1'42.075	267,4	15:08'42.010
7	25.329	15.076	30.372	31.240	1'42.017	265,4	15:10'24.027
8	27.119	15.047	34.950	32.356	1'49.472	267,4	15:12'13.499
9	25.423	<b>14.990</b>	30.319	31.245	1'41.977	<b>270,7</b>	15:13'55.476
10	25.315	15.038	30.517	31.385	1'42.255	267,4	15:15'37.731
11	25.279	15.075	30.482	31.318	1'42.154	265,4	15:17'19.885
12	25.333	15.242	30.424	31.323	1'42.322	264,8	15:19'02.207
13	25.298	19.306	32.910	9'18.095	10'35.609P	240,0	15:29'37.816
14	32.428	15.115	30.500	31.312	1'49.355P	264,8	15:31'27.171
15	25.281	15.008	30.543	31.346	1'42.178	266,1	15:33'09.349
16	25.267	15.014	30.486	<b>31.155</b>	1'41.922	268,7	15:34'51.271
17	25.211	15.069	30.340	31.227	1'41.847	266,7	15:36'33.118
18	<b>25.195</b>	15.150	30.350	31.205	1'41.900	263,5	15:38'15.018
19	25.199	15.034	30.290	31.164	<b>1'41.687</b>	267,4	15:39'56.705
20	25.412	15.159	30.311	31.471	1'42.353	263,5	15:41'39.058
21	25.462	15.101	<b>30.253</b>	35.444	1'46.260	264,8	15:43'25.318
22	25.896	15.045	30.427	31.595	1'42.963	269,3	15:45'08.281

#### 27° 91 L. BERNARDI [1'42.607]

Lap	Seg.1	Seg.2	Seg.3	Seg.4	Lap Time	km/h	Local Time
1							
2	30.427	15.440	31.749	31.845	1'49.461P	263,5	15:01'53.256
3	26.121	15.251	31.008	31.670	1'44.050	266,1	15:03'37.306
4	26.288	15.198	31.039	31.825	1'44.350	265,4	15:05'21.656
5	25.967	15.296	31.107	31.875	1'44.245C	268,0	15:07'05.901
6	25.878	15.275	31.029	31.598	1'43.780	268,0	15:08'49.681
7	25.787	15.242	31.037	31.566	1'43.632	264,8	15:10'33.313
8	25.777	15.193	30.821	31.668	1'43.459	265,4	15:12'16.772
9	25.791	15.207	30.967	5'52.804	7'04.769P	266,7	15:19'21.541
10	33.370	15.298	31.212	33.371	1'53.251P	262,9	15:21'14.792
11	25.791	15.334	31.056	31.659	1'43.840	259,8	15:22'58.632
12	25.799	15.246	30.955	31.750	1'43.750	262,3	15:24'42.382
13	25.683	15.140	30.766	31.676	1'43.265	264,2	15:26'25.647
14	30.321	15.209	31.205	2'48.262	4'04.997P	264,2	15:30'30.644
15	35.117	15.132	32.412	31.430	1'54.091P	265,4	15:32'24.735
16	25.590	15.032	30.940	31.671	1'43.233	266,7	15:34'07.968
17	25.615	15.176	<b>30.626</b>	31.548	1'42.965	266,7	15:35'50.933
18	25.789	15.190	30.792	31.513	1'43.284C	264,8	15:37'34.217
19	25.685	15.102	33.004	33.122	1'46.913	266,1	15:39'21.130
20	25.598	<b>15.027</b>	30.843	31.410	1'42.878	268,0	15:41'04.008
21	25.695	15.110	30.782	31.410	1'42.997	266,7	15:42'47.005
22	25.540	15.107	30.667	<b>31.293</b>	<b>1'42.607</b>	<b>268,7</b>	15:44'29.612
23	<b>25.509</b>	15.119	30.789	31.415	1'42.832	267,4	15:46'12.444

#### 25° 75 I. LOPES [1'42.053]

Lap	Seg.1	Seg.2	Seg.3	Seg.4	Lap Time	km/h	Local Time
1							
2	32.108	16.325	31.254	31.990	1'51.677P	261,7	15:02'19.823
3	25.910	15.251	31.035	31.575	1'43.771	266,1	15:04'03.594
4	25.601	15.211	30.827	31.681	1'43.320	267,4	15:05'46.914
5	25.936	15.186	30.715	31.428	1'43.265C	266,7	15:07'30.179
6	25.509	15.159	30.546	31.444	1'42.658	267,4	15:09'12.837
7	25.436	15.263	30.573	31.458	1'42.730	263,5	15:10'55.567
8	29.962	15.282	30.995	31.704	1'47.943	266,7	15:12'43.510
9	25.578	15.179	30.714	31.474	1'42.945	263,5	15:14'26.455
10	27.743	15.730	31.439	7'45.376	9'00.288P	260,4	15:23'26.743
11	35.276	15.811	33.896	31.716	1'56.699P	257,4	15:25'23.442
12	25.392	15.163	30.450	31.322	1'42.327	266,7	15:27'05.769
13	25.377	15.206	30.504	31.357	1'42.444	266,1	15:28'48.213
14	30.009	15.327	30.873	33.635	1'49.844	266,1	15:30'38.057
15	25.687	15.117	32.047	36.860	1'49.711	266,7	15:32'27.768
16	25.456	15.204	30.539	31.427	1'42.626	264,2	15:34'10.394
17	25.417	15.142	30.575	31.389	1'42.523	267,4	15:35'52.917
18	27.313	17.239	33.854	31.462	1'49.868	155,2	15:37'42.785
19	25.345	15.116	<b>30.364</b>	<b>31.228</b>	<b>1'42.053</b>	267,4	15:39'24.838
20	25.600	<b>15.046</b>	30.444	31.303	1'42.393	<b>270,0</b>	15:41'07.231
21	25.363	15.096	30.469	31.256	1'42.184	268,7	15:42'49.415

18/10/2024 P = Pits In/Out - C = Lap Time Cancelled

These data/results cannot be reproduced, stored and/or transmitted in whole or in part by any manner of electronic, mechanical, photocopying, recording, broadcasting or otherwise now known or herein after developed without the previous express consent by the copyright owner, except for reproduction in daily press and regular printed publications on sale to the public within 60 days of the event related to those data/results and always provided that copyright symbol appears together as follows below.

© DORNA WSBK ORGANIZATION Srl 2024



Jerez 4.423 m

## Prometeon Spanish Round, 18-20 October 2024

### Best Laps & Speeds

1 / 2

No.	Rider	Nat	Best Lap		FP1		FP2							
			LL	SPD	LL	SPD	LL	SPD						
1	<b>21 M. RINALDI</b> Ducati Panigale V4R	ITA	<b>1'39.591</b> 40 277,5		1'40.519 21 276,1		<b>1'39.591</b> 19 <b>277,5</b>							
2	<b>11 N. BULEGA</b> Ducati Panigale V4R	ITA	<b>1'39.741</b> 38 278,9		1'39.744 20 <b>278,9</b>		<b>1'39.741</b> 18 <b>278,9</b>							
3	<b>54 T. RAZGATLIOGLU</b> BMW M 1000 RR	TUR	<b>1'39.766</b> 35 281,7		<b>1'39.766</b> 14 278,9		1'39.868 21 <b>281,7</b>							
4	<b>9 D. PETRUCCI</b> Ducati Panigale V4R	ITA	<b>1'39.820</b> 38 281,0		1'40.448 19 <b>281,0</b>		<b>1'39.820</b> 19 276,1							
5	<b>65 J. REA</b> Yamaha YZF R1	GBR	<b>1'39.874</b> 38 275,4		1'40.048 16 273,4		<b>1'39.874</b> 22 <b>275,4</b>							
6	<b>60 M. VAN DER MARK</b> BMW M 1000 RR	NED	<b>1'39.940</b> 39 278,9		1'40.811 17 278,2		<b>1'39.940</b> 22 <b>278,9</b>							
7	<b>29 A. IANNONE</b> Ducati Panigale V4R	ITA	<b>1'39.966</b> 36 278,9		1'39.967 18 <b>278,9</b>		<b>1'39.966</b> 18 <b>278,9</b>							
8	<b>47 A. BASSANI</b> Kawasaki ZX-10RR	ITA	<b>1'39.966</b> 40 276,1		1'40.533 18 <b>276,1</b>		<b>1'39.966</b> 22 275,4							
9	<b>31 G. GERLOFF</b> BMW M 1000 RR	USA	<b>1'39.996</b> 40 281,7		1'40.575 21 278,9		<b>1'39.996</b> 19 <b>281,7</b>							
10	<b>14 S. LOWES</b> Ducati Panigale V4R	GBR	<b>1'40.036</b> 40 276,8		1'40.347 20 <b>276,8</b>		<b>1'40.036</b> 20 276,1							
11	<b>1 A. BAUTISTA</b> Ducati Panigale V4R	ESP	<b>1'40.111</b> 42 282,5		1'40.436 21 <b>282,5</b>		<b>1'40.111</b> 21 <b>282,5</b>							
12	<b>22 A. LOWES</b> Kawasaki ZX-10RR	GBR	<b>1'40.167</b> 27 275,4		1'40.569 10 274,0		<b>1'40.167</b> 17 <b>275,4</b>							
13	<b>55 A. LOCATELLI</b> Yamaha YZF R1	ITA	<b>1'40.202</b> 37 275,4		1'40.404 18 273,4		<b>1'40.202</b> 19 <b>275,4</b>							
14	<b>7 I. LECUONA</b> Honda CBR1000 RR-R	ESP	<b>1'40.241</b> 33 275,4		<b>1'40.241</b> 16 274,0		1'40.706 17 <b>275,4</b>							
15	<b>45 S. REDDING</b> BMW M 1000 RR	GBR	<b>1'40.349</b> 33 279,6		<b>1'40.349</b> 18 <b>279,6</b>		1'41.013 15 274,7							
16	<b>77 D. AEGERTER</b> Yamaha YZF R1	SUI	<b>1'40.402</b> 38 273,4		1'40.813 20 <b>273,4</b>		<b>1'40.402</b> 18 <b>273,4</b>							
17	<b>97 X. VIERGE</b> Honda CBR1000 RR-R	ESP	<b>1'40.688</b> 39 279,6		1'40.772 19 <b>279,6</b>		<b>1'40.688</b> 20 278,9							
18	<b>53 T. RABAT</b> Kawasaki ZX-10RR	ESP	<b>1'40.770</b> 40 280,3		1'41.492 19 274,7		<b>1'40.770</b> 21 <b>280,3</b>							
19	<b>28 B. RAY</b> Yamaha YZF R1	GBR	<b>1'40.915</b> 35 271,3		1'41.615 18 <b>271,3</b>		<b>1'40.915</b> 17 269,3							
20	<b>49 T. NAGASHIMA</b> Honda CBR1000 RR-R	JPN	<b>1'41.270</b> 39 278,2		1'42.019 20 275,4		<b>1'41.270</b> 19 <b>278,2</b>							
21	<b>52 A. DELBIANCO</b> Yamaha YZF R1	ITA	<b>1'41.409</b> 26 275,4		1'42.433 18 <b>275,4</b>		<b>1'41.409</b> 8 273,4							
22	<b>5 P. OETTL</b> Yamaha YZF R1	GER	<b>1'41.468</b> 42 270,7		<b>1'41.468</b> 21 269,3		1'41.687 21 <b>270,7</b>							
23	<b>95 T. MACKENZIE</b> Honda CBR1000 RR-R	GBR	<b>1'41.623</b> 32 276,1		1'42.570 14 268,7		<b>1'41.623</b> 18 <b>276,1</b>							
24	<b>33 K. RYDE</b> Yamaha YZF R1	GBR	<b>1'41.647</b> 27 268,0		1'42.315 14		<b>1'41.647</b> 13 <b>268,0</b>							
25	<b>75 I. LOPES</b> Honda CBR1000 RR-R	POR	<b>1'42.053</b> 39 270,0		1'42.428 17 268,7		<b>1'42.053</b> 22 <b>270,0</b>							

18/10/2024  
These data/results cannot be reproduced, stored and/or transmitted in whole or in part by any manner of electronic, mechanical, photocopying, recording, broadcasting or otherwise now known or herein after developed without the previous express consent by the copyright owner, except for reproduction in daily press and regular printed publications on sale to the public within 60 days of the event related to those data/results and always provided that copyright symbol appears together as follows below.  
© DORNA WSBK ORGANIZATION Srl 2024





Jerez 4.423 m

**Prometeon Spanish Round, 18-20 October 2024**  
**Best Laps & Speeds**

2 / 2

No.	Rider	Nat	Best Lap		FP1		FP2								
			LL	SPD	LL	SPD	LL	SPD							
26	<b>46 T. BRIDEWELL</b> Honda CBR1000 RR-R	GBR	<b>1'42.248</b> 26	270,7	1'42.390 14	269,3	<b>1'42.248</b> 12	270,7							
27	<b>91 L. BERNARDI</b> Yamaha YZF R1	SMR	<b>1'42.607</b> 39	268,7	1'43.778 17	267,4	<b>1'42.607</b> 22	268,7							

18/10/2024

These data/results cannot be reproduced, stored and/or transmitted in whole or in part by any manner of electronic, mechanical, photocopying, recording, broadcasting or otherwise now known or herein after developed without the previous express consent by the copyright owner, except for reproduction in daily press and regular printed publications on sale to the public within 60 days of the event related to those data/results and always provided that copyright symbol appears together as follows below.

© DORNA WSBK ORGANIZATION Srl 2024

FICR PERUGIA TIMING

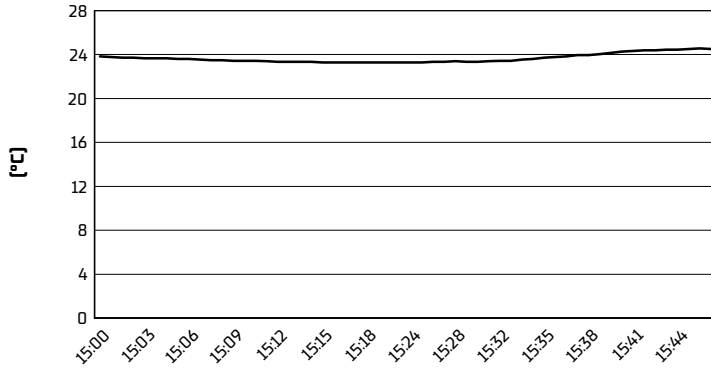




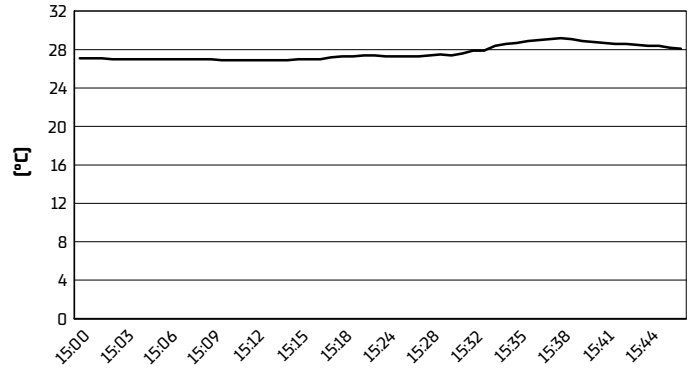
Jerez 4.423 m

**Prometeon Spanish Round, 18-20 October 2024**  
**Weather Report Free Practice 2nd Session**  
Session started 15:00 - Session ended 15:47

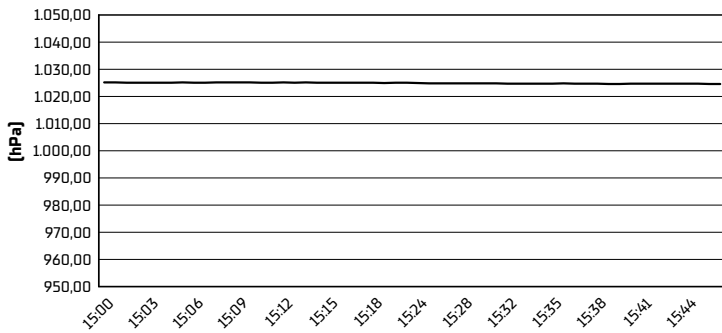
**Air Temperature**



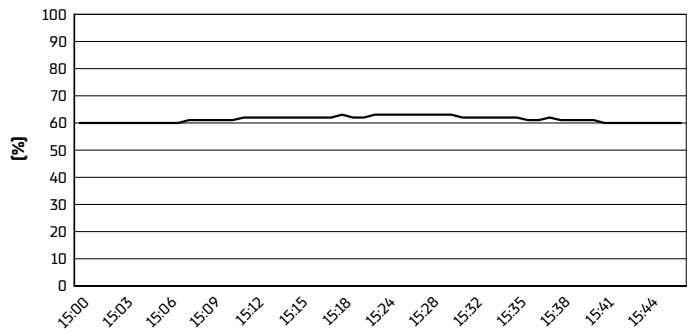
**Track Temperature**



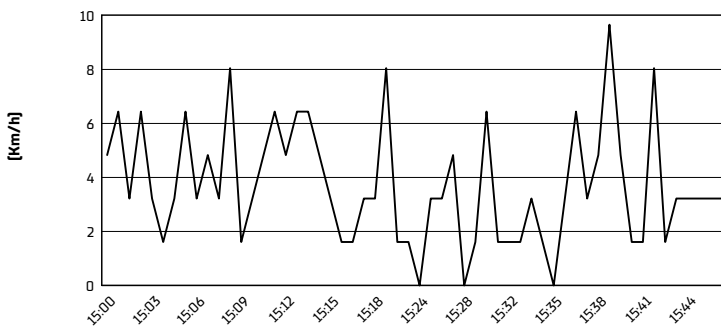
**Air Pressure**



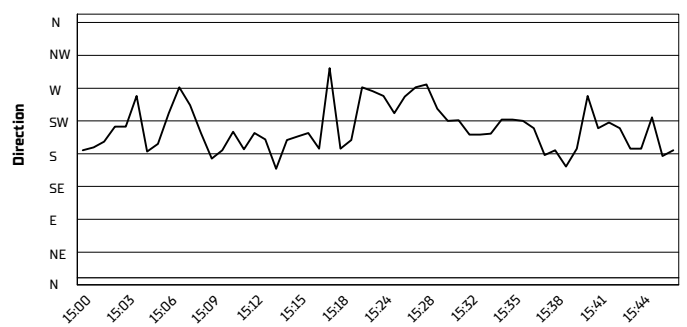
**Humidity**



**Wind Speed**



**Wind Direction**



18/10/2024

These data/results cannot be reproduced, stored and/or transmitted in whole or in part by any manner of electronic, mechanical, photocopying, recording, broadcasting or otherwise now known or herein after developed without the previous express consent by the copyright owner, except for reproduction in daily press and regular printed publications on sale to the public within 60 days of the event related to those data/results and always provided that copyright symbol appears together as follows below.

© DORNA WSBK ORGANIZATION Srl 2024