



Jerez 4.423 m

1 / 2

## Prometeon Spanish Round, 18-20 October 2024

### Results Free Practice 3rd Session

No.	Rider	Nat	Team	Bike	Class	Time	Gap	Rel.	Laps	Speed	
										Avg	Max
1	<b>31</b> G. GERLOFF	USA	Bonovo Action BMW	BMW M1000 RR		<b>1'39.166</b>			11	160,567	<b>280,3</b>
2	<b>29</b> A. IANNONE	ITA	Team GoEleven	Ducati Panigale V4R	IND	<b>1'39.184</b>	0.018	0.018	10	160,538	<b>281,0</b>
3	<b>7</b> I. LECUONA	ESP	Team HRC	Honda CBR1000 RR-R		<b>1'39.254</b>	0.088	0.070	12	160,425	<b>272,7</b>
4	<b>11</b> N. BULEGA	ITA	Aruba.it Racing - Ducati	Ducati Panigale V4R		<b>1'39.552</b>	0.386	0.298	12	159,945	<b>279,6</b>
5	<b>54</b> T. RAZGATLIOGLU	TUR	ROKIT BMW Motorrad WorldSBK Team	BMW M1000 RR		<b>1'39.674</b>	0.508	0.122	10	159,749	<b>279,6</b>
6	<b>45</b> S. REDDING	GBR	Bonovo Action BMW	BMW M1000 RR		<b>1'39.720</b>	0.554	0.046	11	159,675	<b>276,1</b>
7	<b>22</b> A. LOWES	GBR	Kawasaki Racing Team WorldSBK	Kawasaki ZX-10RR		<b>1'39.798</b>	0.632	0.078	11	159,550	<b>278,2</b>
8	<b>65</b> J. REA	GBR	Pata Prometeon Yamaha	Yamaha YZF R1		<b>1'39.800</b>	0.634	0.002	12	159,547	<b>274,7</b>
9	<b>1</b> A. BAUTISTA	ESP	Aruba.it Racing - Ducati	Ducati Panigale V4R		<b>1'39.854</b>	0.688	0.054	9	159,461	<b>283,9</b>
10	<b>47</b> A. BASSANI	ITA	Kawasaki Racing Team WorldSBK	Kawasaki ZX-10RR		<b>1'39.880</b>	0.714	0.026	12	159,419	<b>277,5</b>
11	<b>97</b> X. VIERGE	ESP	Team HRC	Honda CBR1000 RR-R		<b>1'39.924</b>	0.758	0.044	9	159,349	<b>276,1</b>
12	<b>9</b> D. PETRUCCI	ITA	Barni Spark Racing Team	Ducati Panigale V4R	IND	<b>1'39.966</b>	0.800	0.042	9	159,282	<b>278,9</b>
13	<b>55</b> A. LOCATELLI	ITA	Pata Prometeon Yamaha	Yamaha YZF R1		<b>1'40.020</b>	0.854	0.054	10	159,196	<b>274,7</b>
14	<b>21</b> M. RINALDI	ITA	Team Motocorsa Racing	Ducati Panigale V4R	IND	<b>1'40.059</b>	0.893	0.039	12	159,134	<b>277,5</b>
15	<b>28</b> B. RAY	GBR	Yamaha Motoxracing WorldSBK Team	Yamaha YZF R1	IND	<b>1'40.130</b>	0.964	0.071	10	159,021	<b>271,3</b>
16	<b>60</b> M. VAN DER MARK	NED	ROKIT BMW Motorrad WorldSBK Team	BMW M1000 RR		<b>1'40.250</b>	1.084	0.120	12	158,831	<b>279,6</b>
17	<b>53</b> T. RABAT	ESP	Kawasaki Puccetti Racing	Kawasaki ZX-10RR	IND	<b>1'40.274</b>	1.108	0.024	10	158,793	<b>278,9</b>
18	<b>77</b> D. AEGERTER	SUI	GYTR GRT Yamaha WorldSBK Team	Yamaha YZF R1		<b>1'40.288</b>	1.122	0.014	9	158,771	<b>272,0</b>
19	<b>14</b> S. LOWES	GBR	ELF Marc VDS Racing Team	Ducati Panigale V4R	IND	<b>1'40.931</b>	1.765	0.643	12	157,759	<b>276,1</b>
20	<b>5</b> P. OETTL	GER	GMT94 Yamaha	Yamaha YZF R1	IND	<b>1'40.972</b>	1.806	0.041	10	157,695	<b>269,3</b>
21	<b>49</b> T. NAGASHIMA	JPN	Team HRC	Honda CBR1000 RR-R	IND	<b>1'41.117</b>	1.951	0.145	11	157,469	<b>276,1</b>
22	<b>75</b> I. LOPES	POR	PETRONAS MIE Racing Honda	Honda CBR1000 RR-R	IND	<b>1'41.284</b>	2.118	0.167	11	157,209	<b>268,7</b>
23	<b>52</b> A. DELBIANCO	ITA	GYTR GRT Yamaha WorldSBK Team	Yamaha YZF R1		<b>1'41.371</b>	2.205	0.087	9	157,075	<b>271,3</b>
24	<b>46</b> T. BRIDEWELL	GBR	Honda Racing UK	Honda CBR1000 RR-R	IND	<b>1'41.658</b>	2.492	0.287	12	156,631	<b>272,0</b>
25	<b>95</b> T. MACKENZIE	GBR	PETRONAS MIE Racing Honda	Honda CBR1000 RR-R	IND	<b>1'41.893</b>	2.727	0.235	10	156,270	<b>269,3</b>
26	<b>33</b> K. RYDE	GBR	OMG Racing	Yamaha YZF R1	IND	<b>1'42.301</b>	3.135	0.408	6	155,647	<b>259,8</b>
27	<b>91</b> L. BERNARDI	SMR	Yamaha Motoxracing WorldSBK Team	Yamaha YZF R1	IND	<b>1'42.564</b>	3.398	0.263	10	155,247	<b>268,0</b>

Qualifying Lap Time (105% of 1'39.166): 1'44.125

AIR	Humidity:	91%	Temp:	16°C
TRACK	Condition:	Dry	Temp:	16°C

Records	Pole	(SP)	2019 J.Rea	1'38.247	162,070	Km/h
	Race	(SPRC)	2019 A.Bautista	1'39.004	160,830	Km/h
	All Times	(SP)	2019 J.Rea	1'38.247	162,070	Km/h

Start 19/10/2024 09:15 End 09:37 The results are provisional until the end of the time limit for protests and appeals and the completion of the technical checks.

These data/results cannot be reproduced, stored and/or transmitted in whole or in part by any manner of electronic, mechanical, photocopying, recording, broadcasting or otherwise now known or herein after developed without the previous express consent by the copyright owner, except for reproduction in daily press and regular printed publications on sale to the public within 60 days of the event related to those data/results and always provided that copyright symbol appears together as follows below.

© DORNA WSBK ORGANIZATION Srl 2024



## Prometeon Spanish Round, 18-20 October 2024

### Results Free Practice 3rd Session

#### Session Highlights

Local Time	No. Rider	Description
08.51.36		Patches of Water in Turn(s): 8 - 9
09.15.00		Start of Session
09.15.19		WorldSBK Pit Intervention Time: 56secs
09.19.26	<b>21</b> M. RINALDI	#21 Racelink GPS NOT working properly - it MUST be fixed before superpole
09.19.27	<b>52</b> A. DELBIANCO	#52 Racelink GPS NOT working properly - it MUST be fixed before superpole
09.21.13	<b>52</b> A. DELBIANCO	#52 Lap Time Cancelled [1'43.010] - Exceeded Track Limits - Turn 13
09.22.36	<b>1</b> A. BAUTISTA	#1 Crashed - Turn 2
09.23.04	<b>60</b> M. VAN DER MARK	#60 On the Gravel - Rejoined - Turn 6
09.23.19	<b>1</b> A. BAUTISTA	#1 Rejoined
09.25.51	<b>46</b> T. BRIDEWELL	#46 Lap Time Cancelled [1'42.454] - Yellow Flag - Turn 2
09.26.02	<b>14</b> S. LOWES	#14 Lap Time Cancelled [1'42.413] - Yellow Flag - Turn 2
09.26.07	<b>9</b> D. PETRUCCI	#9 Lap Time Cancelled [1'40.420] - Yellow Flag - Turn 2
09.26.21	<b>21</b> M. RINALDI	#21 Lap Time Cancelled [1'40.530] - Yellow Flag - Turn 2
09.26.27	<b>95</b> T. MACKENZIE	#95 Lap Time Cancelled [1'42.720] - Yellow Flag - Turn 2
09.30.10	<b>91</b> L. BERNARDI	#91 Racelink GPS NOT working properly - it MUST be fixed before superpole
09.33.01	<b>45</b> S. REDDING	#45 Lap Time Cancelled [3'37.094] - Yellow Flag - Turn 2
09.33.06	<b>91</b> L. BERNARDI	#91 Lap Time Cancelled [4'55.929] - Yellow Flag - Turn 2
09.33.11	<b>29</b> A. IANNONE	#29 Lap Time Cancelled [4'07.351] - Yellow Flag - Turn 2
09.33.16	<b>77</b> D. AEGERTER	#77 Lap Time Cancelled [6'38.546] - Yellow Flag - Turn 2
09.37.56		End of Session

#### Fastest Laps Sequence

No.	Rider	Nat	Team	Bike	Local Time	Time	Gap	Avg
<b>7</b>	I. LECUONA	ESP	Team HRC	Honda CBR1000 RR-R	09:18'35.266	<b>1'40.349</b>		158,674
<b>47</b>	A. BASSANI	ITA	Kawasaki Racing Team WorldSBK	Kawasaki ZX-10RR	09:18'41.672	<b>1'39.880</b>	-0.469	159,419
<b>11</b>	N. BULEGA	ITA	Aruba.it Racing - Ducati	Ducati Panigale V4R	09:21'37.138	<b>1'39.731</b>	-0.149	159,657
<b>11</b>	N. BULEGA	ITA	Aruba.it Racing - Ducati	Ducati Panigale V4R	09:23'16.795	<b>1'39.657</b>	-0.074	159,776
<b>11</b>	N. BULEGA	ITA	Aruba.it Racing - Ducati	Ducati Panigale V4R	09:24'56.398	<b>1'39.603</b>	-0.054	159,863
<b>7</b>	I. LECUONA	ESP	Team HRC	Honda CBR1000 RR-R	09:29'37.016	<b>1'39.254</b>	-0.349	160,425
<b>31</b>	G. GERLOFF	USA	Bonovo Action BMW	BMW M1000 RR	09:30'37.999	<b>1'39.166</b>	-0.088	160,567

Start 09:15 End 09:37 The results are provisional until the end of the time limit for protests and appeals and the completion of the technical checks.

These data/results cannot be reproduced, stored and/or transmitted in whole or in part by any manner of electronic, mechanical, photocopying, recording, broadcasting or otherwise now known or herein after developed without the previous express consent by the copyright owner, except for reproduction in daily press and regular printed publications on sale to the public within 60 days of the event related to those data/results and always provided that copyright symbol appears together as follows below.

© DORNA WSBK ORGANIZATION Srl 2024



**Prometeon Spanish Round, 18-20 October 2024**  
**Free Practices Combined Results**

No.	Rider	Nat	Team	Bike	Class	FP1	FP2	FP3	Time	Gap	Rel.	Avg	LL
1	<b>31 G. GERLOFF</b>	USA	Bonovo Action BMW	BMW M 1000 RR		1'40.575	1'39.996	<b>1'39.166</b>	<b>1'39.166</b>			160,567	51
2	<b>29 A. IANNONE</b>	ITA	Team GoEleven	Ducati Panigale V4R	IND	1'39.967	1'39.966	<b>1'39.184</b>	<b>1'39.184</b>	0.018	0.018	160,538	46
3	<b>7 I. LECUONA</b>	ESP	Team HRC	Honda CBR1000 RR-R		1'40.241	1'40.706	<b>1'39.254</b>	<b>1'39.254</b>	0.088	0.070	160,425	45
4	<b>11 N. BULEGA</b>	ITA	Aruba.it Racing - Ducati	Ducati Panigale V4R		1'39.744	1'39.741	<b>1'39.552</b>	<b>1'39.552</b>	0.386	0.298	159,945	50
5	<b>21 M. RINALDI</b>	ITA	Team Motocorsa Racing	Ducati Panigale V4R	IND	1'40.519	<b>1'39.591</b>	1'40.059	<b>1'39.591</b>	0.425	0.039	159,882	52
6	<b>54 T. RAZGATLIOGLU</b>	TUR	ROKiT BMW Motorrad WorldSBK Team	BMW M 1000 RR		1'39.766	1'39.868	<b>1'39.674</b>	<b>1'39.674</b>	0.508	0.083	159,749	45
7	<b>45 S. REDDING</b>	GBR	Bonovo Action BMW	BMW M 1000 RR		1'40.349	1'41.013	<b>1'39.720</b>	<b>1'39.720</b>	0.554	0.046	159,675	44
8	<b>22 A. LOWES</b>	GBR	Kawasaki Racing Team WorldSBK	Kawasaki ZX-10RR		1'40.569	1'40.167	<b>1'39.798</b>	<b>1'39.798</b>	0.632	0.078	159,550	38
9	<b>65 J. REA</b>	GBR	Pata Prometeon Yamaha	Yamaha YZF R1		1'40.048	1'39.874	<b>1'39.800</b>	<b>1'39.800</b>	0.634	0.002	159,547	50
10	<b>9 D. PETRUCCI</b>	ITA	Barni Spark Racing Team	Ducati Panigale V4R	IND	1'40.448	<b>1'39.820</b>	1'39.966	<b>1'39.820</b>	0.654	0.020	159,515	47
11	<b>1 A. BAUTISTA</b>	ESP	Aruba.it Racing - Ducati	Ducati Panigale V4R		1'40.436	1'40.111	<b>1'39.854</b>	<b>1'39.854</b>	0.688	0.034	159,461	51
12	<b>47 A. BASSANI</b>	ITA	Kawasaki Racing Team WorldSBK	Kawasaki ZX-10RR		1'40.533	1'39.966	<b>1'39.880</b>	<b>1'39.880</b>	0.714	0.026	159,419	52
13	<b>97 X. VIERGE</b>	ESP	Team HRC	Honda CBR1000 RR-R		1'40.772	1'40.688	<b>1'39.924</b>	<b>1'39.924</b>	0.758	0.044	159,349	48
14	<b>60 M. VAN DER MARK</b>	NED	ROKiT BMW Motorrad WorldSBK Team	BMW M 1000 RR		1'40.811	<b>1'39.940</b>	1'40.250	<b>1'39.940</b>	0.774	0.016	159,324	51
15	<b>55 A. LOCATELLI</b>	ITA	Pata Prometeon Yamaha	Yamaha YZF R1		1'40.404	1'40.202	<b>1'40.020</b>	<b>1'40.020</b>	0.854	0.080	159,196	47
16	<b>14 S. LOWES</b>	GBR	ELF Marc VDS Racing Team	Ducati Panigale V4R	IND	1'40.347	<b>1'40.036</b>	1'40.931	<b>1'40.036</b>	0.870	0.016	159,171	52
17	<b>28 B. RAY</b>	GBR	Yamaha Motox Racing WorldSBK Team	Yamaha YZF R1		1'41.615	1'40.915	<b>1'40.130</b>	<b>1'40.130</b>	0.964	0.094	159,021	45
18	<b>53 T. RABAT</b>	ESP	Kawasaki Puccetti Racing	Kawasaki ZX-10RR	IND	1'41.492	1'40.770	<b>1'40.274</b>	<b>1'40.274</b>	1.108	0.144	158,793	50
19	<b>77 D. AEGERTER</b>	SUI	GYTR GRT Yamaha WorldSBK Team	Yamaha YZF R1		1'40.813	1'40.402	<b>1'40.288</b>	<b>1'40.288</b>	1.122	0.014	158,771	47
20	<b>5 P. OETTL</b>	GER	GMT94 Yamaha	Yamaha YZF R1	IND	1'41.468	1'41.687	<b>1'40.972</b>	<b>1'40.972</b>	1.806	0.684	157,695	52
21	<b>49 T. NAGASHIMA</b>	JPN	Team HRC	Honda CBR1000 RR-R	IND	1'42.019	1'41.270	<b>1'41.117</b>	<b>1'41.117</b>	1.951	0.145	157,469	50
22	<b>75 I. LOPES</b>	POR	PETRONAS MIE Racing Honda	Honda CBR1000 RR-R	IND	1'42.428	1'42.053	<b>1'41.284</b>	<b>1'41.284</b>	2.118	0.167	157,209	50
23	<b>52 A. DELBIANCO</b>	ITA	GYTR GRT Yamaha WorldSBK Team	Yamaha YZF R1		1'42.433	1'41.409	<b>1'41.371</b>	<b>1'41.371</b>	2.205	0.087	157,075	35
24	<b>95 T. MACKENZIE</b>	GBR	PETRONAS MIE Racing Honda	Honda CBR1000 RR-R	IND	1'42.570	<b>1'41.623</b>	1'41.893	<b>1'41.623</b>	2.457	0.252	156,685	42
25	<b>33 K. RYDE</b>	GBR	OMG Racing	Yamaha YZF R1	IND	1'42.315	<b>1'41.647</b>	1'42.301	<b>1'41.647</b>	2.481	0.024	156,648	33
26	<b>46 T. BRIDEWELL</b>	GBR	Honda Racing UK	Honda CBR1000 RR-R	IND	1'42.390	1'42.248	<b>1'41.658</b>	<b>1'41.658</b>	2.492	0.011	156,631	38
27	<b>91 L. BERNARDI</b>	SMR	Yamaha Motox Racing WorldSBK Team	Yamaha YZF R1	IND	1'43.778	1'42.607	<b>1'42.564</b>	<b>1'42.564</b>	3.398	0.906	155,247	49

19/10/2024

These data/results cannot be reproduced, stored and/or transmitted in whole or in part by any manner of electronic, mechanical, photocopying, recording, broadcasting or otherwise now known or herein after developed without the previous express consent by the copyright owner, except for reproduction in daily press and regular printed publications on sale to the public within 60 days of the event related to those data/results and always provided that copyright symbol appears together as follows below.

© DORNA WSBK ORGANIZATION Srl 2024



Jerez 4.423 m

## Prometeon Spanish Round, 18-20 October 2024

### Best Sectors & Speed Free Practice 3rd Session

#### BEST LAP

1	<b>31</b> G. GERLOFF	BMW M 1000 RR	1'39.166
2	<b>29</b> A. IANNONE	Ducati Panigale V4R	1'39.184
3	<b>7</b> I. LECUONA	Honda CBR1000 RR-R	1'39.254
4	<b>11</b> N. BULEGA	Ducati Panigale V4R	1'39.552
5	<b>54</b> T. RAZGATLIOGLU	BMW M 1000 RR	1'39.674
6	<b>45</b> S. REDDING	BMW M 1000 RR	1'39.720
7	<b>22</b> A. LOWES	Kawasaki ZX-10RR	1'39.798
8	<b>65</b> J. REA	Yamaha YZF R1	1'39.800
9	<b>1</b> A. BAUTISTA	Ducati Panigale V4R	1'39.854
10	<b>47</b> A. BASSANI	Kawasaki ZX-10RR	1'39.880
11	<b>97</b> X. VIERGE	Honda CBR1000 RR-R	1'39.924
12	<b>9</b> D. PETRUCCI	Ducati Panigale V4R	1'39.966
13	<b>55</b> A. LOCATELLI	Yamaha YZF R1	1'40.020
14	<b>21</b> M. RINALDI	Ducati Panigale V4R	1'40.059
15	<b>28</b> B. RAY	Yamaha YZF R1	1'40.130
16	<b>60</b> M. VAN DER MARK	BMW M 1000 RR	1'40.250
17	<b>53</b> T. RABAT	Kawasaki ZX-10RR	1'40.274
18	<b>77</b> D. AEGERTER	Yamaha YZF R1	1'40.288
19	<b>14</b> S. LOWES	Ducati Panigale V4R	1'40.931
20	<b>5</b> P. OETTL	Yamaha YZF R1	1'40.972
21	<b>49</b> T. NAGASHIMA	Honda CBR1000 RR-R	1'41.117
22	<b>75</b> I. LOPES	Honda CBR1000 RR-R	1'41.284
23	<b>52</b> A. DELBIANCO	Yamaha YZF R1	1'41.371
24	<b>46</b> T. BRIDEWELL	Honda CBR1000 RR-R	1'41.658
25	<b>95</b> T. MACKENZIE	Honda CBR1000 RR-R	1'41.893
26	<b>33</b> K. RYDE	Yamaha YZF R1	1'42.301
27	<b>91</b> L. BERNARDI	Yamaha YZF R1	1'42.564

#### SPEED

1	<b>1</b> A. BAUTISTA	Ducati Panigale V4R	283,9
2	<b>29</b> A. IANNONE	Ducati Panigale V4R	281,0
3	<b>31</b> G. GERLOFF	BMW M 1000 RR	280,3
4	<b>60</b> M. VAN DER MARK	BMW M 1000 RR	279,6
5	<b>54</b> T. RAZGATLIOGLU	BMW M 1000 RR	279,6
6	<b>11</b> N. BULEGA	Ducati Panigale V4R	279,6
7	<b>53</b> T. RABAT	Kawasaki ZX-10RR	278,9
8	<b>9</b> D. PETRUCCI	Ducati Panigale V4R	278,9
9	<b>22</b> A. LOWES	Kawasaki ZX-10RR	278,2
10	<b>47</b> A. BASSANI	Kawasaki ZX-10RR	277,5
11	<b>21</b> M. RINALDI	Ducati Panigale V4R	277,5
12	<b>14</b> S. LOWES	Ducati Panigale V4R	276,1
13	<b>97</b> X. VIERGE	Honda CBR1000 RR-R	276,1
14	<b>45</b> S. REDDING	BMW M 1000 RR	276,1
15	<b>49</b> T. NAGASHIMA	Honda CBR1000 RR-R	276,1
16	<b>55</b> A. LOCATELLI	Yamaha YZF R1	274,7
17	<b>65</b> J. REA	Yamaha YZF R1	274,7
18	<b>7</b> I. LECUONA	Honda CBR1000 RR-R	272,7
19	<b>46</b> T. BRIDEWELL	Honda CBR1000 RR-R	272,0
20	<b>77</b> D. AEGERTER	Yamaha YZF R1	272,0
21	<b>28</b> B. RAY	Yamaha YZF R1	271,3
22	<b>52</b> A. DELBIANCO	Yamaha YZF R1	271,3
23	<b>95</b> T. MACKENZIE	Honda CBR1000 RR-R	269,3
24	<b>5</b> P. OETTL	Yamaha YZF R1	269,3
25	<b>75</b> I. LOPES	Honda CBR1000 RR-R	268,7
26	<b>91</b> L. BERNARDI	Yamaha YZF R1	268,0
27	<b>33</b> K. RYDE	Yamaha YZF R1	259,8

#### SEG. 1

1	<b>31</b> G. GERLOFF	24.641
2	<b>29</b> A. IANNONE	24.666
3	<b>7</b> I. LECUONA	24.707
4	<b>97</b> X. VIERGE	24.733
5	<b>54</b> T. RAZGATLIOGLU	24.744
6	<b>22</b> A. LOWES	24.786
7	<b>65</b> J. REA	24.790
8	<b>45</b> S. REDDING	24.816
9	<b>28</b> B. RAY	24.835
10	<b>11</b> N. BULEGA	24.838
11	<b>77</b> D. AEGERTER	24.880
12	<b>55</b> A. LOCATELLI	24.884
13	<b>47</b> A. BASSANI	24.894
14	<b>9</b> D. PETRUCCI	24.896
15	<b>21</b> M. RINALDI	24.949
16	<b>60</b> M. VAN DER MARK	24.962
17	<b>53</b> T. RABAT	24.971
18	<b>1</b> A. BAUTISTA	25.001
19	<b>5</b> P. OETTL	25.036
20	<b>14</b> S. LOWES	25.114
21	<b>49</b> T. NAGASHIMA	25.133
22	<b>75</b> I. LOPES	25.174
23	<b>52</b> A. DELBIANCO	25.197
24	<b>46</b> T. BRIDEWELL	25.208
25	<b>95</b> T. MACKENZIE	25.301
26	<b>33</b> K. RYDE	25.359
27	<b>91</b> L. BERNARDI	25.481

#### SEG. 2

1	<b>29</b> A. IANNONE	14.495
2	<b>1</b> A. BAUTISTA	14.519
3	<b>11</b> N. BULEGA	14.524
4	<b>31</b> G. GERLOFF	14.591
5	<b>45</b> S. REDDING	14.601
6	<b>22</b> A. LOWES	14.606
7	<b>60</b> M. VAN DER MARK	14.619
8	<b>54</b> T. RAZGATLIOGLU	14.630
9	<b>53</b> T. RABAT	14.638
10	<b>65</b> J. REA	14.640
11	<b>7</b> I. LECUONA	14.642
12	<b>21</b> M. RINALDI	14.655
13	<b>47</b> A. BASSANI	14.680
14	<b>49</b> T. NAGASHIMA	14.682
15	<b>77</b> D. AEGERTER	14.698
16	<b>55</b> A. LOCATELLI	14.701
17	<b>9</b> D. PETRUCCI	14.704
18	<b>97</b> X. VIERGE	14.710
19	<b>28</b> B. RAY	14.738
20	<b>46</b> T. BRIDEWELL	14.782
21	<b>5</b> P. OETTL	14.828
22	<b>14</b> S. LOWES	14.842
23	<b>52</b> A. DELBIANCO	14.857
24	<b>75</b> I. LOPES	14.898
25	<b>95</b> T. MACKENZIE	14.963
26	<b>33</b> K. RYDE	15.057
27	<b>91</b> L. BERNARDI	15.061

#### SEG. 3

1	<b>7</b> I. LECUONA	29.546
2	<b>29</b> A. IANNONE	29.617
3	<b>54</b> T. RAZGATLIOGLU	29.627
4	<b>11</b> N. BULEGA	29.640
5	<b>45</b> S. REDDING	29.658
6	<b>28</b> B. RAY	29.673
7	<b>22</b> A. LOWES	29.676
8	<b>31</b> G. GERLOFF	29.711
9	<b>65</b> J. REA	29.714
10	<b>47</b> A. BASSANI	29.720
11	<b>9</b> D. PETRUCCI	29.740
12	<b>21</b> M. RINALDI	29.778
13	<b>55</b> A. LOCATELLI	29.837
14	<b>1</b> A. BAUTISTA	29.839
15	<b>97</b> X. VIERGE	29.879
16	<b>60</b> M. VAN DER MARK	29.895
17	<b>77</b> D. AEGERTER	29.912
18	<b>53</b> T. RABAT	29.943
19	<b>5</b> P. OETTL	29.964
20	<b>14</b> S. LOWES	30.076
21	<b>75</b> I. LOPES	30.121
22	<b>49</b> T. NAGASHIMA	30.142
23	<b>46</b> T. BRIDEWELL	30.285
24	<b>52</b> A. DELBIANCO	30.345
25	<b>33</b> K. RYDE	30.346
26	<b>95</b> T. MACKENZIE	30.409
27	<b>91</b> L. BERNARDI	30.442

#### SEG. 4

1	<b>31</b> G. GERLOFF	30.217
2	<b>29</b> A. IANNONE	30.249
3	<b>7</b> I. LECUONA	30.305
4	<b>11</b> N. BULEGA	30.377
5	<b>1</b> A. BAUTISTA	30.420
6	<b>97</b> X. VIERGE	30.473
7	<b>65</b> J. REA	30.492
8	<b>54</b> T. RAZGATLIOGLU	30.509
9	<b>22</b> A. LOWES	30.515
10	<b>47</b> A. BASSANI	30.550
11	<b>55</b> A. LOCATELLI	30.553
12	<b>21</b> M. RINALDI	30.569
13	<b>60</b> M. VAN DER MARK	30.578
14	<b>45</b> S. REDDING	30.612
15	<b>9</b> D. PETRUCCI	30.616
16	<b>77</b> D. AEGERTER	30.638
17	<b>53</b> T. RABAT	30.659
18	<b>28</b> B. RAY	30.799
19	<b>14</b> S. LOWES	30.827
20	<b>5</b> P. OETTL	30.836
21	<b>49</b> T. NAGASHIMA	30.906
22	<b>52</b> A. DELBIANCO	30.941
23	<b>75</b> I. LOPES	31.081
24	<b>46</b> T. BRIDEWELL	31.114
25	<b>95</b> T. MACKENZIE	31.220
26	<b>91</b> L. BERNARDI	31.296
27	<b>33</b> K. RYDE	31.323

19/10/2024

These data/results cannot be reproduced, stored and/or transmitted in whole or in part by any manner of electronic, mechanical, photocopying, recording, broadcasting or otherwise now known or herein after developed without the previous express consent by the copyright owner, except for reproduction in daily press and regular printed publications on sale to the public within 60 days of the event related to those data/results and always provided that copyright symbol appears together as follows below.

© DORNA WSBK ORGANIZATION Srl 2024



Jerez 4.423 m

**Prometeon Spanish Round, 18-20 October 2024**  
**Ideal Times Free Practice 3rd Session**

No.	Rider	Nat	Bike	Seg. 1	Seg. 2	Seg. 3	Seg. 4	Ideal Time		
				Diff. 1	Diff. 2	Diff. 3	Diff. 4	Best Lap	Pos.	Diff.
1	<b>29 A. IANNONE</b>	ITA	Ducati Panigale V4R	24.666	<b>14.495</b> +0.052	29.617 +0.071	30.249 +0.034	<b>1'39.027</b> 1'39.184	2	0.157
2	<b>31 G. GERLOFF</b>	USA	BMW M 1000 RR	<b>24.641</b>	14.591 +0.006	29.711	<b>30.217</b>	<b>1'39.160</b> 1'39.166	1	0.006
3	<b>7 I. LECUONA</b>	ESP	Honda CBR1000 RR-R	24.707 +0.039	14.642 +0.015	<b>29.546</b>	30.305	<b>1'39.200</b> 1'39.254	3	0.054
4	<b>11 N. BULEGA</b>	ITA	Ducati Panigale V4R	24.838 +0.094	14.524 +0.020	29.640 +0.059	30.377	<b>1'39.379</b> 1'39.552	4	0.173
5	<b>54 T. RAZGATLIOGLU</b>	TUR	BMW M 1000 RR	24.744 +0.043	14.630 +0.059	29.627 +0.023	30.509 +0.039	<b>1'39.510</b> 1'39.674	5	0.164
6	<b>22 A. LOWES</b>	GBR	Kawasaki ZX-10RR	24.786 +0.170	14.606	29.676	30.515 +0.045	<b>1'39.583</b> 1'39.798	7	0.215
7	<b>65 J. REA</b>	GBR	Yamaha YZF R1	24.790 +0.075	14.640 +0.038	29.714 +0.051	30.492	<b>1'39.636</b> 1'39.800	8	0.164
8	<b>45 S. REDDING</b>	GBR	BMW M 1000 RR	24.816 +0.033	14.601	29.658	30.612	<b>1'39.687</b> 1'39.720	6	0.033
9	<b>1 A. BAUTISTA</b>	ESP	Ducati Panigale V4R	25.001 +0.055	14.519 +0.020	29.839	30.420	<b>1'39.779</b> 1'39.854	9	0.075
10	<b>97 X. VIERGE</b>	ESP	Honda CBR1000 RR-R	24.733	14.710	29.879 +0.129	30.473	<b>1'39.795</b> 1'39.924	11	0.129
11	<b>47 A. BASSANI</b>	ITA	Kawasaki ZX-10RR	24.894	14.680 +0.036	29.720	30.550	<b>1'39.844</b> 1'39.880	10	0.036
12	<b>21 M. RINALDI</b>	ITA	Ducati Panigale V4R	24.949 +0.071	14.655	29.778	30.569 +0.037	<b>1'39.951</b> 1'40.059	14	0.108
13	<b>9 D. PETRUCCI</b>	ITA	Ducati Panigale V4R	24.896	14.704 +0.010	29.740	30.616	<b>1'39.956</b> 1'39.966	12	0.010
14	<b>55 A. LOCATELLI</b>	ITA	Yamaha YZF R1	24.884 +0.013	14.701	29.837 +0.032	30.553	<b>1'39.975</b> 1'40.020	13	0.045
15	<b>28 B. RAY</b>	GBR	Yamaha YZF R1	24.835 +0.055	14.738 +0.030	29.673	30.799	<b>1'40.045</b> 1'40.130	15	0.085
16	<b>60 M. VAN DER MARK</b>	NED	BMW M 1000 RR	24.962 +0.140	14.619 +0.056	29.895	30.578	<b>1'40.054</b> 1'40.250	16	0.196
17	<b>77 D. AEGERTER</b>	SUI	Yamaha YZF R1	24.880	14.698	29.912	30.638 +0.160	<b>1'40.128</b> 1'40.288	18	0.160
18	<b>53 T. RABAT</b>	ESP	Kawasaki ZX-10RR	24.971	14.638	29.943	30.659 +0.063	<b>1'40.211</b> 1'40.274	17	0.063
19	<b>5 P. OETTL</b>	GER	Yamaha YZF R1	25.036 +0.192	14.828	29.964 +0.114	30.836 +0.002	<b>1'40.664</b> 1'40.972	20	0.308
20	<b>14 S. LOWES</b>	GBR	Ducati Panigale V4R	25.114 +0.021	14.842 +0.012	30.076	30.827 +0.039	<b>1'40.859</b> 1'40.931	19	0.072
21	<b>49 T. NAGASHIMA</b>	JPN	Honda CBR1000 RR-R	25.133 +0.092	14.682 +0.122	30.142	30.906 +0.040	<b>1'40.863</b> 1'41.117	21	0.254
22	<b>75 I. LOPES</b>	POR	Honda CBR1000 RR-R	25.174	14.898 +0.006	30.121	31.081 +0.004	<b>1'41.274</b> 1'41.284	22	0.010
23	<b>52 A. DELBIANCO</b>	ITA	Yamaha YZF R1	25.197	14.857	30.345	30.941 +0.031	<b>1'41.340</b> 1'41.371	23	0.031
24	<b>46 T. BRIDEWELL</b>	GBR	Honda CBR1000 RR-R	25.208 +0.128	14.782 +0.141	30.285	31.114	<b>1'41.389</b> 1'41.658	24	0.269
25	<b>95 T. MACKENZIE</b>	GBR	Honda CBR1000 RR-R	25.301	14.963	30.409	31.220	<b>1'41.893</b> 1'41.893	25	
26	<b>33 K. RYDE</b>	GBR	Yamaha YZF R1	25.359 +0.009	15.057	30.346	31.323 +0.207	<b>1'42.085</b> 1'42.301	26	0.216
27	<b>91 L. BERNARDI</b>	SMR	Yamaha YZF R1	25.481	15.061 +0.039	30.442	31.296 +0.245	<b>1'42.280</b> 1'42.564	27	0.284
<b>Overall Ideal Time</b>				24.641	14.495	29.546	30.217	<b>1'38.899</b>		

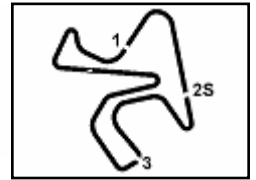
19/10/2024

These data/results cannot be reproduced, stored and/or transmitted in whole or in part by any manner of electronic, mechanical, photocopying, recording, broadcasting or otherwise now known or herein after developed without the previous express consent by the copyright owner, except for reproduction in daily press and regular printed publications on sale to the public within 60 days of the event related to those data/results and always provided that copyright symbol appears together as follows below.

© DORNA WSBK ORGANIZATION Srl 2024

FIGR PERUGIA TIMING





## Prometeon Spanish Round, 18-20 October 2024

### Chronological Analysis Free Practice 3rd Session

1° 31 G. GERLOFF [1'39.166]								5° 54 T. RAZGATLIOGLU [1'39.674]							
Lap	Seg1	Seg2	Seg3	Seg4	Lap Time	km/h	Local Time	Lap	Seg1	Seg2	Seg3	Seg4	Lap Time	km/h	Local Time
1								1							
2	31.626	15.376	31.321	31.613	1'49.936P	276,8	9:17'02.498	2	31.567	17.045	36.550	31.838	1'57.000P	146,7	9:20'23.786
3	25.057	14.649	30.035	30.688	1'40.429	<b>280,3</b>	9:18'42.927	3	25.104	14.782	30.443	30.775	1'41.104	<b>279,6</b>	9:22'04.890
4	25.077	14.753	29.969	30.716	1'40.515	276,8	9:20'23.442	4	<b>24.744</b>	<b>14.630</b>	29.984	30.570	1'39.928	278,2	9:23'44.818
5	25.203	14.976	30.022	30.701	1'40.902	276,8	9:22'04.344	5	24.822	14.719	29.722	<b>30.509</b>	1'39.772	276,1	9:25'24.590
6	24.976	14.737	30.066	30.602	1'40.381	276,1	9:23'44.725	6	24.823	14.703	<b>29.627</b>	30.574	1'39.727	276,1	9:27'04.317
7	27.907	15.100	30.581	2'12.281	3'25.869P	275,4	9:27'10.594	7	24.787	14.689	29.650	30.548	<b>1'39.674</b>	278,2	9:28'43.991
8	31.387	15.121	30.826	30.905	1'48.239P	273,4	9:28'58.833	8	24.908	14.782	29.803	30.690	1'40.183	275,4	9:30'24.174
9	<b>24.641</b>	14.597	<b>29.711</b>	<b>30.217</b>	<b>1'39.166</b>	276,8	9:30'37.999	9	24.863	14.746	29.768	30.634	1'40.011	274,7	9:32'04.185
10	24.840	<b>14.591</b>	30.074	31.861	1'41.366	277,5	9:32'19.365	10	24.814	14.782	29.680	30.615	1'39.891	277,5	9:33'44.076
11	30.981	14.850	29.939	30.700	1'46.470	276,8	9:34'05.835	11	24.846	14.654	29.723	30.637	1'39.860	278,2	9:35'23.936
12	24.849	14.673	29.759	30.470	1'39.751	276,8	9:35'45.586								

2° 29 A. IANNONE [1'39.184]								6° 45 S. REDDING [1'39.720]							
Lap	Seg1	Seg2	Seg3	Seg4	Lap Time	km/h	Local Time	Lap	Seg1	Seg2	Seg3	Seg4	Lap Time	km/h	Local Time
1								1							
2	36.500	16.019	31.925	31.374	1'55.818P	255,6	9:17'31.556	2	31.884	15.487	31.244	31.617	1'50.232P	274,0	9:17'02.839
3	25.251	14.870	30.322	30.803	1'41.246	278,9	9:19'12.802	3	25.512	14.935	30.152	30.992	1'41.591	275,4	9:18'44.430
4	25.447	14.861	31.056	31.156	1'42.520	279,6	9:20'55.322	4	28.833	17.207	34.814	31.314	1'52.168	175,1	9:20'36.598
5	25.075	14.664	29.967	30.778	1'40.484	278,9	9:22'35.806	5	25.242	14.870	30.140	31.454	1'41.706	<b>276,1</b>	9:22'18.304
6	26.180	15.171	32.118	2'53.882	4'07.351CP	277,5	9:26'43.157	6	25.668	14.858	30.283	2'26.285	3'37.094CP	273,4	9:25'55.398
7	32.332	15.008	31.522	32.286	1'51.148P	276,1	9:28'34.305	7	31.426	15.068	30.528	31.092	1'48.114P	272,0	9:27'43.512
8	24.762	14.652	<b>29.617</b>	<b>30.249</b>	1'39.280	278,2	9:30'13.585	8	24.849	<b>14.601</b>	<b>29.658</b>	<b>30.612</b>	<b>1'39.720</b>	<b>276,1</b>	9:29'23.232
9	28.247	17.501	33.178	32.937	1'51.863	169,5	9:32'05.448	9	<b>24.816</b>	14.699	30.101	31.055	1'40.671	271,3	9:31'03.903
10	<b>24.666</b>	14.547	29.688	30.283	<b>1'39.184</b>	278,9	9:33'44.632	10	24.835	14.711	29.726	30.817	1'40.089	275,4	9:32'43.992
11	24.766	<b>14.495</b>	29.773	30.633	1'39.667	<b>281,0</b>	9:35'24.299	11	24.953	14.733	29.804	30.788	1'40.278	<b>276,1</b>	9:34'24.270
								12	24.958	14.729	29.741	30.767	1'40.195	274,7	9:36'04.465

3° 7 I. LECUONA [1'39.254]								7° 22 A. LOWES [1'39.798]							
Lap	Seg1	Seg2	Seg3	Seg4	Lap Time	km/h	Local Time	Lap	Seg1	Seg2	Seg3	Seg4	Lap Time	km/h	Local Time
1								1							
2	32.200	15.468	31.770	31.104	1'50.542P	264,8	9:16'54.917	2	32.810	15.585	37.308	32.212	1'57.915P	276,1	9:17'12.148
3	25.027	14.816	29.915	30.591	1'40.349	269,3	9:18'35.266	3	25.151	14.685	30.280	30.639	1'40.755	276,8	9:18'52.903
4	24.831	14.762	29.738	30.632	1'39.963	269,3	9:20'15.229	4	25.081	14.653	29.955	30.623	1'40.312	277,5	9:20'33.215
5	24.963	14.725	29.806	30.638	1'40.132	270,7	9:21'55.361	5	<b>24.786</b>	14.688	29.710	31.047	1'40.231	<b>278,2</b>	9:22'13.446
6	26.936	14.868	29.941	30.645	1'42.390	268,7	9:23'37.751	6	25.103	14.818	30.255	31.345	1'41.521	276,8	9:23'54.967
7	25.009	14.778	29.814	1'23.440	2'33.041P	271,3	9:26'10.792	7	24.925	14.652	29.807	<b>30.515</b>	1'39.899	275,4	9:25'34.866
8	31.618	14.785	29.914	30.653	1'46.970P	271,3	9:27'57.762	8	25.094	14.714	29.805	30.711	1'40.324	275,4	9:27'15.190
9	24.746	14.657	<b>29.546</b>	<b>30.305</b>	<b>1'39.254</b>	270,7	9:29'37.016	9	25.048	14.701	29.832	30.626	1'40.207	275,4	9:28'55.397
10	<b>24.707</b>	14.685	29.611	30.647	1'39.650	272,0	9:31'16.666	10	27.521	15.702	30.457	1'45.159	2'58.839P	262,3	9:31'54.236
11	24.799	<b>14.642</b>	29.665	30.422	1'39.528	<b>272,7</b>	9:32'56.194	11	38.115	14.904	29.921	30.958	1'53.898P	274,0	9:33'48.134
12	24.904	15.784	33.574	31.278	1'45.540	256,2	9:34'41.734	12	24.956	<b>14.606</b>	<b>29.676</b>	30.560	<b>1'39.798</b>	276,8	9:35'27.932
13	25.369	14.812	30.624	31.163	1'41.968	272,0	9:36'23.702								

4° 11 N. BULEGA [1'39.552]								8° 65 J. REA [1'39.800]							
Lap	Seg1	Seg2	Seg3	Seg4	Lap Time	km/h	Local Time	Lap	Seg1	Seg2	Seg3	Seg4	Lap Time	km/h	Local Time
1								1							
2	34.442	15.975	30.936	31.051	1'52.404P	253,2	9:18'17.262	2	33.059	15.600	34.087	30.858	1'53.604P	263,5	9:17'09.653
3	25.066	14.609	29.926	30.544	1'40.145	276,8	9:19'57.407	3	24.986	14.679	30.189	30.755	1'40.609	272,7	9:18'50.262
4	<b>24.838</b>	14.565	29.829	30.499	1'39.731	276,1	9:21'37.138	4	25.304	14.750	29.813	30.746	1'40.613	272,7	9:20'30.875
5	24.855	14.551	29.718	30.533	1'39.657	277,5	9:23'16.795	5	27.675	14.688	29.780	30.953	1'43.096	273,4	9:22'13.971
6	24.899	14.559	<b>29.640</b>	30.505	1'39.603	278,2	9:24'56.398	6	25.006	14.757	29.981	30.792	1'40.536	<b>274,7</b>	9:23'54.507
7	24.933	14.530	29.652	30.594	1'39.709	277,5	9:26'36.107	7	24.872	14.680	29.749	30.557	1'39.858	269,3	9:25'34.365
8	24.846	14.564	29.750	30.532	1'39.692	276,8	9:28'15.799	8	24.865	14.678	29.765	<b>30.492</b>	<b>1'39.800</b>	270,0	9:27'14.165
9	24.932	14.544	29.699	<b>30.377</b>	<b>1'39.552</b>	<b>279,6</b>	9:29'55.351	9	<b>24.790</b>	14.676	29.797	30.764	1'40.027	270,0	9:28'54.192
10	24.988	14.637	30.131	30.472	1'40.228	276,8	9:31'35.579	10	24.900	14.710	31.815	30.892	1'42.317	270,7	9:30'36.509
11	24.964	<b>14.524</b>	29.785	30.435	1'39.708	<b>279,6</b>	9:33'15.287	11	24.937	14.704	<b>29.714</b>	30.546	1'39.901	270,7	9:32'16.410
12	25.013	14.553	29.830	30.511	1'39.907	<b>279,6</b>	9:34'55.194	12	35.443	14.975	30.355	30.693	1'51.466	272,0	9:34'07.876
13	24.859	14.540	29.733	30.509	1'39.641	278,2	9:36'34.835	13	24.872	<b>14.640</b>	29.795	30.559	1'39.866	274,0	9:35'47.742

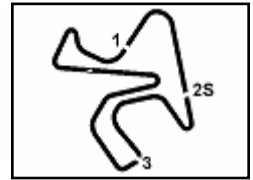
9° 1 A. BAUTISTA [1'39.854]							
Lap	Seg1	Seg2	Seg3	Seg4	Lap Time	km/h	Local Time
1							

19/10/2024

P = Pits In/Out - C = Lap Time Cancelled

These data/results cannot be reproduced, stored and/or transmitted in whole or in part by any manner of electronic, mechanical, photocopying, recording, broadcasting or otherwise now known or herein after developed without the previous express consent by the copyright owner, except for reproduction in daily press and regular printed publications on sale to the public within 60 days of the event related to those data/results and always provided that copyright symbol appears together as follows below.

© DORNA WSBK ORGANIZATION Srl 2024



Jerez 4.423 m

## Prometeon Spanish Round, 18-20 October 2024

### Chronological Analysis Free Practice 3rd Session

2 / 4

Lap	Seg1	Seg2	Seg3	Seg4	Lap Time	km/h	Local Time
1							
2	32.278	15.200	32.749	31.208	1'51.435P	261,0	9:17'08.768
3	25.248	14.677	30.281	30.676	1'40.882	281,7	9:18'49.650
4	25.076	14.575	29.987	30.548	1'40.186	280,3	9:20'29.836
5	25.098	14.623	29.965	30.502	1'40.188	281,0	9:22'10.024
6	1'14.756	16.390	31.629	4'27.196	6'29.971P	266,1	9:28'39.995
7	30.755	14.816	30.197	30.608	1'46.376P	278,9	9:30'26.371
8	25.056	14.539	<b>29.839</b>	<b>30.420</b>	<b>1'39.854</b>	282,5	9:32'06.225
9	25.039	<b>14.519</b>	29.900	30.606	1'40.064	<b>283,9</b>	9:33'46.289
10	<b>25.001</b>	14.659	29.889	30.430	1'39.979	282,5	9:35'26.268

Lap	Seg1	Seg2	Seg3	Seg4	Lap Time	km/h	Local Time
8	24.897						
9	25.133	14.990					
10	38.521	15.079					
11	25.006	14.828					

#### 14° 21 M. RINALDI [1'40.059]

Lap	Seg1	Seg2	Seg3	Seg4	Lap Time	km/h	Local Time
1							
2	36.619	16.127	33.488	31.936	1'58.170P	257,4	9:17'44.562
3	25.574	15.020	30.220	30.709	1'41.523	273,4	9:19'26.085
4	25.224	14.738	30.073	30.745	1'40.780	276,8	9:21'06.865
5	25.036	14.676	30.050	<b>30.569</b>	1'40.331	274,7	9:22'47.196
6	25.173	14.713	29.906	30.738	1'40.530C	275,4	9:24'27.726
7	25.084	14.682	29.952	30.583	1'40.301	275,4	9:26'08.027
8	<b>24.949</b>	14.703	29.825	30.592	1'40.069	274,0	9:27'48.096
9	25.055	14.680	34.127	31.199	1'45.061	274,7	9:29'33.157
10	24.983	14.688	29.806	30.704	1'40.181	<b>277,5</b>	9:31'13.338
11	26.807	16.547	31.305	31.239	1'45.898	228,5	9:32'59.236
12	25.020	<b>14.655</b>	<b>29.778</b>	30.606	<b>1'40.059</b>	<b>277,5</b>	9:34'39.295
13	25.003	14.700	29.904	30.824	1'40.431	276,1	9:36'19.726

#### 10° 47 A. BASSANI [1'39.880]

Lap	Seg1	Seg2	Seg3	Seg4	Lap Time	km/h	Local Time
1							
2	31.828	15.195	31.543	31.404	1'49.970P	272,0	9:17'01.792
3	<b>24.894</b>	14.716	<b>29.720</b>	<b>30.550</b>	<b>1'39.880</b>	276,1	9:18'41.672
4	27.125	15.225	30.688	30.757	1'43.795	271,3	9:20'25.467
5	25.048	<b>14.680</b>	30.083	30.803	1'40.614	<b>277,5</b>	9:22'06.081
6	25.204	14.786	29.986	30.707	1'40.683	273,4	9:23'46.764
7	25.173	14.777	29.983	30.761	1'40.694	274,0	9:25'27.458
8	25.015	14.772	29.916	30.716	1'40.419	276,1	9:27'07.877
9	25.202	14.895	30.379	30.890	1'41.366	272,7	9:28'49.243
10	25.386	14.872	30.124	30.814	1'41.196	274,7	9:30'30.439
11	25.188	14.844	31.022	31.091	1'42.145	<b>277,5</b>	9:32'12.584
12	25.243	14.937	30.096	31.003	1'41.279	272,0	9:33'53.863
13	25.257	14.910	30.157	30.822	1'41.146	273,4	9:35'35.009

#### 15° 28 B. RAY [1'40.130]

Lap	Seg1	Seg2	Seg3	Seg4	Lap Time	km/h	Local Time
1							
2	32.708	15.623	31.688	32.231	1'52.250P	263,5	9:16'56.845
3	25.510	15.416	31.038	31.946	1'43.910	258,6	9:18'40.755
4	25.380	15.002	30.302	31.609	1'42.293	268,0	9:20'23.048
5	26.431	14.960	30.468	32.027	1'43.886	270,0	9:22'06.934
6	25.578	15.052	32.150	3'54.094	5'06.874P	269,3	9:27'13.808
7	33.719	15.271	30.702	31.446	1'51.138P	266,1	9:29'04.946
8	<b>24.835</b>	<b>14.738</b>	29.746	30.819	1'40.138	268,7	9:30'45.084
9	26.419	15.168	30.337	31.213	1'43.137	266,7	9:32'28.221
10	24.890	14.768	<b>29.673</b>	<b>30.799</b>	<b>1'40.130</b>	<b>271,3</b>	9:34'08.351
11	24.957	14.814	29.897	30.978	1'40.646	<b>271,3</b>	9:35'48.997

#### 11° 97 X. VIERGE [1'39.924]

Lap	Seg1	Seg2	Seg3	Seg4	Lap Time	km/h	Local Time
1							
2	33.560	15.336	32.129	31.878	1'52.903P	269,3	9:17'06.902
3	25.415	14.971	30.700	31.181	1'42.267	274,7	9:18'49.169
4	25.278	14.814	30.531	30.890	1'41.513	<b>276,1</b>	9:20'30.682
5	25.259	14.929	30.575	4'52.669	6'03.432P	275,4	9:26'34.114
6	29.848	15.021	30.609	30.913	1'46.391P	<b>276,1</b>	9:28'20.505
7	24.887	14.745	<b>29.879</b>	30.538	1'40.049	275,4	9:30'00.554
8	<b>24.733</b>	<b>14.710</b>	30.008	<b>30.473</b>	<b>1'39.924</b>	275,4	9:31'40.478
9	25.328	15.948	31.563	31.145	1'43.984	250,9	9:33'24.462
10	24.825	14.811	30.030	30.862	1'40.528	272,7	9:35'04.990

#### 16° 60 M. VAN DER MARK [1'40.250]

Lap	Seg1	Seg2	Seg3	Seg4	Lap Time	km/h	Local Time
1							
2	32.604	15.468	30.870	30.945	1'49.887P	275,4	9:17'04.325
3	25.022	14.638	30.058	30.650	1'40.368	<b>279,6</b>	9:18'44.693
4	27.746	14.764	30.113	30.816	1'43.439	278,2	9:20'28.132
5	25.102	14.675	<b>29.895</b>	<b>30.578</b>	<b>1'40.250</b>	274,7	9:22'08.382
6	25.049	<b>14.619</b>	47.768	31.751	1'59.187	278,9	9:24'07.569
7	25.150	14.751	29.948	30.723	1'40.572	271,3	9:25'48.141
8	<b>24.962</b>	14.734	30.100	30.804	1'40.600	274,7	9:27'28.741
9	25.086	14.722	30.002	30.686	1'40.496	276,1	9:29'09.237
10	25.097	14.750	30.156	30.840	1'40.843	276,8	9:30'50.080
11	30.840	14.829	29.986	30.703	1'46.358	278,2	9:32'36.438
12	24.993	14.686	30.013	30.714	1'40.406	278,2	9:34'16.844
13	24.970	14.725	30.207	30.936	1'40.838	278,2	9:35'57.682

#### 12° 9 D. PETRUCCI [1'39.966]

Lap	Seg1	Seg2	Seg3	Seg4	Lap Time	km/h	Local Time
1							
2	35.889	15.494	31.780	31.607	1'54.770P	267,4	9:17'30.010
3	25.033	14.879	29.954	30.783	1'40.649	272,0	9:19'10.659
4	24.979	14.728	29.794	30.917	1'40.418	278,2	9:20'51.077
5	25.649	14.925	30.176	30.831	1'41.581	<b>278,9</b>	9:22'32.658
6	24.928	14.830	29.867	30.795	1'40.420C	276,8	9:24'13.078
7	24.998	14.815	32.668	5'35.934	6'48.415P	274,7	9:31'01.493
8	35.537	16.124	30.087	31.025	1'52.773P	275,4	9:32'54.266
9	<b>24.896</b>	14.714	<b>29.740</b>	<b>30.616</b>	<b>1'39.966</b>	276,8	9:34'34.232
10	25.049	<b>14.704</b>	29.970	30.827	1'40.550	<b>278,9</b>	9:36'14.782

#### 17° 53 T. RABAT [1'40.274]

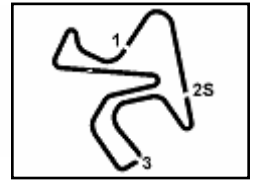
Lap	Seg1	Seg2	Seg3	Seg4	Lap Time	km/h	Local Time
1							
2	30.901	15.354	31.682	31.523	1'49.460P	273,4	9:16'57.580
3	25.570	14.895	30.898	31.372	1'42.735	274,7	9:18'40.315
4	25.455	14.848	30.077	31.111	1'41.491	275,4	9:20'21.806
5	32.852	16.529	30.519	3'29.726	4'49.626P	<b>278,9</b>	9:25'11.432
6	30.145	15.233	30.550	31.261	1'47.189P	271,3	9:26'58.621
7	25.182	14.701	29.962	<b>30.659</b>	1'40.504	274,7	9:28'39.125
8	<b>24.971</b>	<b>14.638</b>	<b>29.943</b>	30.722	<b>1'40.274</b>	275,4	9:30'19.399
9	25.156	14.738	30.203	30.755	1'40.852	273,4	9:32'00.251

19/10/2024 P = Pits In/Dut - C = Lap Time Cancelled

These data/results cannot be reproduced, stored and/or transmitted in whole or in part by any manner of electronic, mechanical, photocopying, recording, broadcasting or otherwise now known or herein after developed without the previous express consent by the copyright owner, except for reproduction in daily press and regular printed publications on sale to the public within 60 days of the event related to those data/results and always provided that copyright symbol appears together as follows below.

© DORNA WSBK ORGANIZATION Srl 2024





Jerez 4.423 m

## Prometeon Spanish Round, 18-20 October 2024

### Chronological Analysis Free Practice 3rd Session

3 / 4

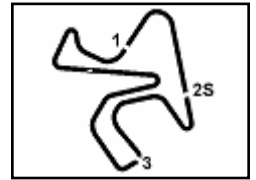
18° 77 D. AEGERTER [1'40.288]								22° 75 I. LOPES [1'41.284]							
Lap	Seg1	Seg2	Seg3	Seg4	Lap Time	km/h	Local Time	Lap	Seg1	Seg2	Seg3	Seg4	Lap Time	km/h	Local Time
1								1							
2	34.084	16.050	34.107	32.365	1'56.606P	262,3	9:17'25.245	2	32.256	15.530	31.888	32.091	1'51.765P	265,4	9:17'07.535
3	25.999	15.157	30.958	31.639	1'43.753	268,7	9:19'08.998	3	25.789	15.174	30.857	31.733	1'43.553	266,7	9:18'51.088
4	25.440	14.923	30.401	31.142	1'41.906	269,3	9:20'50.904	4	25.674	15.244	30.842	31.583	1'43.343	266,7	9:20'34.431
5	25.603	15.106	34.131	31.569	1'46.409	271,3	9:22'37.313	5	26.007	15.418	33.911	1'35.395	2'50.731P	<b>268,7</b>	9:23'25.162
6	25.538	14.947	31.084	5'26.977	6'38.546CP	<b>272,0</b>	9:29'15.859	6	32.192	15.671	32.136	34.249	1'54.248P	261,7	9:25'19.410
7	36.364	15.287	31.002	31.226	1'53.879P	268,0	9:31'09.738	7	25.275	15.110	30.356	31.291	1'42.032	264,8	9:27'01.442
8	24.918	14.868	30.034	<b>30.638</b>	1'40.458	264,2	9:32'50.196	8	25.332	15.125	30.299	31.222	1'41.978	264,2	9:28'43.420
9	<b>24.880</b>	<b>14.698</b>	<b>29.912</b>	30.798	<b>1'40.288</b>	<b>272,0</b>	9:34'30.484	9	25.266	15.184	30.224	31.110	1'41.784	268,0	9:30'25.204
10	24.961	14.770	30.032	30.927	1'40.690	270,7	9:36'11.174	10	27.976	17.005	31.665	31.297	1'47.943	223,0	9:32'13.147
								11	<b>25.174</b>	14.904	<b>30.121</b>	31.085	<b>1'41.284</b>	268,0	9:33'54.431
								12	25.196	<b>14.898</b>	30.224	<b>31.081</b>	1'41.399	267,4	9:35'35.830
19° 14 S. LOWES [1'40.931]								23° 52 A. DELBIANCO [1'41.371]							
Lap	Seg1	Seg2	Seg3	Seg4	Lap Time	km/h	Local Time	Lap	Seg1	Seg2	Seg3	Seg4	Lap Time	km/h	Local Time
1								1							
2	33.237	15.675	33.457	31.792	1'54.161P	264,2	9:17'14.273	2	32.397	15.586	31.773	32.128	1'51.884P	261,0	9:16'56.915
3	25.917	14.913	30.372	30.990	1'42.192	274,7	9:18'56.465	3	25.683	15.023	30.780	31.524	1'43.010C	268,0	9:18'39.925
4	25.361	<b>14.842</b>	30.272	30.894	1'41.369	272,7	9:20'37.834	4	25.548	15.136	30.519	31.761	1'42.964	266,1	9:20'22.889
5	25.348	14.883	30.184	30.874	1'41.289	<b>276,1</b>	9:22'19.123	5	25.686	15.016	30.923	31.562	1'43.187	270,0	9:22'06.076
6	25.766	15.057	30.551	31.039	1'42.413C	273,4	9:24'01.536	6	25.693	15.000	30.892	5'51.828	7'03.413P	270,0	9:29'09.489
7	<b>25.114</b>	<b>14.842</b>	30.165	30.864	1'40.985	274,0	9:25'42.521	7	42.838	15.346	31.012	31.451	2'00.647P	267,4	9:31'10.136
8	25.135	14.854	<b>30.076</b>	30.866	<b>1'40.931</b>	274,7	9:27'23.452	8	25.243	14.924	30.411	<b>30.941</b>	1'41.519	268,0	9:32'51.655
9	29.243	17.141	31.714	30.892	1'48.990	245,3	9:29'12.442	9	<b>25.197</b>	<b>14.857</b>	<b>30.345</b>	<b>30.972</b>	<b>1'41.371</b>	270,7	9:34'33.026
10	25.181	14.886	30.246	31.079	1'41.392	272,7	9:30'53.834	10	25.411	14.967	36.324	32.252	1'48.954	<b>271,3</b>	9:36'21.980
11	25.304	14.994	30.138	<b>30.827</b>	1'41.263	273,4	9:32'35.097								
12	25.229	14.863	30.141	32.162	1'42.395	274,7	9:34'17.492								
13	27.391	15.210	30.473	31.767	1'44.841	272,0	9:36'02.333								
20° 5 P. OETTL [1'40.972]								24° 46 T. BRIDEWELL [1'41.658]							
Lap	Seg1	Seg2	Seg3	Seg4	Lap Time	km/h	Local Time	Lap	Seg1	Seg2	Seg3	Seg4	Lap Time	km/h	Local Time
1								1							
2	41.127	15.699	31.346	31.957	2'00.129P	259,2	9:16'52.325	2	33.675	15.384	34.053	32.048	1'55.160P	267,4	9:17'11.308
3	25.689	15.203	30.501	31.723	1'43.116	263,5	9:18'35.441	3	25.444	14.948	30.680	31.249	1'42.321	270,7	9:18'53.629
4	25.423	15.045	30.214	31.325	1'42.007	266,7	9:20'17.448	4	25.336	14.923	<b>30.285</b>	<b>31.114</b>	<b>1'41.658</b>	268,7	9:20'35.287
5	28.207	15.123	36.185	3'56.541	5'16.056P	265,4	9:25'33.504	5	25.364	15.237	30.844	31.610	1'43.055	270,0	9:22'18.342
6	30.688	14.914	30.121	<b>30.836</b>	1'46.559P	268,7	9:27'20.063	6	25.958	<b>14.782</b>	30.364	31.350	1'42.454C	<b>272,0</b>	9:24'00.796
7	25.228	<b>14.828</b>	30.078	30.838	<b>1'40.972</b>	268,0	9:29'01.035	7	25.256	14.934	31.327	31.568	1'43.085	267,4	9:25'43.881
8	<b>25.036</b>	14.840	30.235	30.964	1'41.075	<b>269,3</b>	9:30'42.110	8	25.293	14.920	30.368	31.138	1'41.719	271,3	9:27'25.600
9	25.068	15.029	<b>29.964</b>	30.987	1'41.048	266,1	9:32'23.158	9	25.341	14.885	30.605	31.274	1'42.105	270,0	9:29'07.705
10	25.150	14.964	30.043	31.077	1'41.234	266,7	9:34'04.392	10	25.327	14.862	32.181	31.693	1'44.063	269,3	9:30'51.768
11	25.058	15.004	30.042	31.130	1'41.234	264,8	9:35'45.626	11	25.326	15.001	30.336	31.274	1'41.937	263,5	9:32'33.705
								12	<b>25.208</b>	14.957	30.345	31.464	1'41.974	266,1	9:34'15.679
								13	29.852	16.472	32.899	31.679	1'50.902	174,6	9:36'06.581
21° 49 T. NAGASHIMA [1'41.117]								25° 95 T. MACKENZIE [1'41.893]							
Lap	Seg1	Seg2	Seg3	Seg4	Lap Time	km/h	Local Time	Lap	Seg1	Seg2	Seg3	Seg4	Lap Time	km/h	Local Time
1								1							
2	33.666	15.314	31.502	31.335	1'51.817P	270,0	9:17'05.127	2	33.331	15.675	32.244	31.890	1'53.140P	262,9	9:17'41.956
3	25.212	15.084	30.335	31.119	1'41.750	275,4	9:18'46.877	3	25.628	15.096	30.747	31.330	1'42.801	267,4	9:19'24.757
4	25.262	14.753	30.254	30.945	1'41.214	274,7	9:20'28.091	4	25.558	15.065	30.585	31.477	1'42.685	262,9	9:21'07.442
5	25.831	<b>14.682</b>	30.402	<b>30.906</b>	1'41.821	<b>276,1</b>	9:22'09.912	5	25.524	15.050	30.581	31.370	1'42.525	<b>269,3</b>	9:22'49.967
6	28.167	15.027	32.316	31.138	1'46.648	271,3	9:23'56.560	6	25.599	15.019	30.710	31.392	1'42.720C	268,7	9:24'32.687
7	<b>25.133</b>	14.742	30.345	30.977	1'41.197	274,7	9:25'37.757	7	25.458	14.993	30.663	31.327	1'42.441	267,4	9:26'15.128
8	25.225	14.804	<b>30.142</b>	30.946	<b>1'41.117</b>	274,0	9:27'18.874	8	25.509	15.063	30.679	31.418	1'42.669	266,1	9:27'57.797
9	25.959	15.578	31.813	1'36.286	2'49.636P	264,8	9:30'08.510	9	27.699	15.598	31.420	2'30.854	3'45.571P	258,6	9:31'43.368
10	32.288	15.341	31.646	33.616	1'52.891P	267,4	9:32'01.401	10	32.144	15.289	31.122	31.935	1'50.490P	266,7	9:33'33.858
11	25.412	14.854	30.230	31.015	1'41.511	272,7	9:33'42.912	11	<b>25.301</b>	<b>14.963</b>	<b>30.409</b>	<b>31.220</b>	<b>1'41.893</b>	266,7	9:35'15.751
12	25.208	14.836	30.193	31.165	1'41.402	274,7	9:35'24.314								
26° 33 K. RYDE [1'42.301]															
Lap	Seg1	Seg2	Seg3	Seg4	Lap Time	km/h	Local Time								
1															
2															
2	32.492	15.605						2	32.492	15.605	32.458	32.106	1'52.661P	254,4	9:16'58.365

19/10/2024 P = Pits In/Out - C = Lap Time Cancelled

These data/results cannot be reproduced, stored and/or transmitted in whole or in part by any manner of electronic, mechanical, photocopying, recording, broadcasting or otherwise now known or herein after developed without the previous express consent by the copyright owner, except for reproduction in daily press and regular printed publications on sale to the public within 60 days of the event related to those data/results and always provided that copyright symbol appears together as follows below.

© DORNA WSBK ORGANIZATION Srl 2024





Jerez 4.423 m

4 / 4

## Prometeon Spanish Round, 18-20 October 2024

### Chronological Analysis Free Practice 3rd Session

3	33.179	15.218	30.864	7'55.550	9'14.811P	258,6	9:26'13.176
4	32.056	15.429	31.234	31.803	1'50.522P	258,6	9:28'03.698
5	25.368	<b>15.057</b>	<b>30.346</b>	31.530	<b>1'42.301</b>	259,2	9:29'45.999
6	<b>25.359</b>	15.264	30.468	<b>31.323</b>	1'42.414	257,4	9:31'28.413
7	25.365	15.176	30.551	31.365	1'42.457	<b>259,8</b>	9:33'10.870
8	25.384	15.167	30.412			<b>259,8</b>	

27° 91 L. BERNARDI [1'42.564]							
Lap	Seg.1	Seg.2	Seg.3	Seg.4	Lap Time	km/h	Local Time
1							
2	32.141	15.805	32.405	32.721	1'53.072P	261,7	9:17'03.436
3	26.833	15.625	31.159	32.399	1'46.016	<b>268,0</b>	9:18'49.452
4	26.234	15.459	31.320	31.815	1'44.828	265,4	9:20'34.280
5	25.973	15.451	30.871	31.492	1'43.787	265,4	9:22'18.067
6	26.772	15.328	31.438	3'42.391	4'55.929CP	266,1	9:27'13.996
7	33.972	16.154	31.422	31.492	1'53.040P	258,6	9:29'07.036
8	25.566	<b>15.061</b>	30.575	31.579	1'42.781	263,5	9:30'49.817
9	25.841	15.102	30.617	<b>31.296</b>	1'42.856	266,1	9:32'32.673
10	<b>25.481</b>	15.100	<b>30.442</b>	31.541	<b>1'42.564</b>	266,7	9:34'15.237
11	25.645	15.077	30.604	31.476	1'42.802	266,1	9:35'58.039

19/10/2024 P = Pits In/Out - C = Lap Time Cancelled

These data/results cannot be reproduced, stored and/or transmitted in whole or in part by any manner of electronic, mechanical, photocopying, recording, broadcasting or otherwise now known or herein after developed without the previous express consent by the copyright owner, except for reproduction in daily press and regular printed publications on sale to the public within 60 days of the event related to those data/results and always provided that copyright symbol appears together as follows below.

© DORNA WSBK ORGANIZATION Srl 2024



Jerez 4.423 m

## Prometeon Spanish Round, 18-20 October 2024

### Best Laps & Speeds

1 / 2

No.	Rider Bike	Nat	Best Lap		FP1		FP2		FP3									
			LL	SPD	LL	SPD	LL	SPD	LL	SPD								
1	<b>31 G. GERLOFF</b> BMW M 1000 RR	USA	<b>1'39.166</b> 51 281,7		1'40.575 21 278,9		1'39.996 19 <b>281,7</b>		<b>1'39.166</b> 11 280,3									
2	<b>29 A. IANNONE</b> Ducati Panigale V4R	ITA	<b>1'39.184</b> 46 281,0		1'39.967 18 278,9		1'39.966 18 278,9		<b>1'39.184</b> 10 <b>281,0</b>									
3	<b>7 I. LECUONA</b> Honda CBR1000 RR-R	ESP	<b>1'39.254</b> 45 275,4		1'40.241 16 274,0		1'40.706 17 <b>275,4</b>		<b>1'39.254</b> 12 272,7									
4	<b>11 N. BULEGA</b> Ducati Panigale V4R	ITA	<b>1'39.552</b> 50 279,6		1'39.744 20 278,9		1'39.741 18 278,9		<b>1'39.552</b> 12 <b>279,6</b>									
5	<b>21 M. RINALDI</b> Ducati Panigale V4R	ITA	<b>1'39.591</b> 52 277,5		1'40.519 21 276,1		<b>1'39.591</b> 19 <b>277,5</b>		1'40.059 12 <b>277,5</b>									
6	<b>54 T. RAZGATLIOGLU</b> BMW M 1000 RR	TUR	<b>1'39.674</b> 45 281,7		1'39.766 14 278,9		1'39.868 21 <b>281,7</b>		<b>1'39.674</b> 10 279,6									
7	<b>45 S. REDDING</b> BMW M 1000 RR	GBR	<b>1'39.720</b> 44 279,6		1'40.349 18 <b>279,6</b>		1'41.013 15 274,7		<b>1'39.720</b> 11 276,1									
8	<b>22 A. LOWES</b> Kawasaki ZX-10RR	GBR	<b>1'39.798</b> 38 278,2		1'40.569 10 274,0		1'40.167 17 275,4		<b>1'39.798</b> 11 <b>278,2</b>									
9	<b>65 J. REA</b> Yamaha YZF R1	GBR	<b>1'39.800</b> 50 275,4		1'40.048 16 273,4		1'39.874 22 <b>275,4</b>		<b>1'39.800</b> 12 274,7									
10	<b>9 D. PETRUCCI</b> Ducati Panigale V4R	ITA	<b>1'39.820</b> 47 281,0		1'40.448 19 <b>281,0</b>		<b>1'39.820</b> 19 276,1		1'39.966 9 278,9									
11	<b>1 A. BAUTISTA</b> Ducati Panigale V4R	ESP	<b>1'39.854</b> 51 283,9		1'40.436 21 282,5		1'40.111 21 282,5		<b>1'39.854</b> 9 <b>283,9</b>									
12	<b>47 A. BASSANI</b> Kawasaki ZX-10RR	ITA	<b>1'39.880</b> 52 277,5		1'40.533 18 276,1		1'39.966 22 275,4		<b>1'39.880</b> 12 <b>277,5</b>									
13	<b>97 X. VIERGE</b> Honda CBR1000 RR-R	ESP	<b>1'39.924</b> 48 279,6		1'40.772 19 <b>279,6</b>		1'40.688 20 278,9		<b>1'39.924</b> 9 276,1									
14	<b>60 M. VAN DER MARK</b> BMW M 1000 RR	NED	<b>1'39.940</b> 51 279,6		1'40.811 17 278,2		<b>1'39.940</b> 22 278,9		1'40.250 12 <b>279,6</b>									
15	<b>55 A. LOCATELLI</b> Yamaha YZF R1	ITA	<b>1'40.020</b> 47 275,4		1'40.404 18 273,4		1'40.202 19 <b>275,4</b>		<b>1'40.020</b> 10 274,7									
16	<b>14 S. LOWES</b> Ducati Panigale V4R	GBR	<b>1'40.036</b> 52 276,8		1'40.347 20 <b>276,8</b>		<b>1'40.036</b> 20 276,1		1'40.931 12 276,1									
17	<b>28 B. RAY</b> Yamaha YZF R1	GBR	<b>1'40.130</b> 45 271,3		1'41.615 18 <b>271,3</b>		1'40.915 17 269,3		<b>1'40.130</b> 10 <b>271,3</b>									
18	<b>53 T. RABAT</b> Kawasaki ZX-10RR	ESP	<b>1'40.274</b> 50 280,3		1'41.492 19 274,7		1'40.770 21 <b>280,3</b>		<b>1'40.274</b> 10 278,9									
19	<b>77 D. AEGERTER</b> Yamaha YZF R1	SUI	<b>1'40.288</b> 47 273,4		1'40.813 20 <b>273,4</b>		1'40.402 18 <b>273,4</b>		<b>1'40.288</b> 9 272,0									
20	<b>5 P. OETTL</b> Yamaha YZF R1	GER	<b>1'40.972</b> 52 270,7		1'41.468 21 269,3		1'41.687 21 <b>270,7</b>		<b>1'40.972</b> 10 269,3									
21	<b>49 T. NAGASHIMA</b> Honda CBR1000 RR-R	JPN	<b>1'41.117</b> 50 278,2		1'42.019 20 275,4		1'41.270 19 <b>278,2</b>		<b>1'41.117</b> 11 276,1									
22	<b>75 I. LOPES</b> Honda CBR1000 RR-R	POR	<b>1'41.284</b> 50 270,0		1'42.428 17 268,7		1'42.053 22 <b>270,0</b>		<b>1'41.284</b> 11 268,7									
23	<b>52 A. DELBIANCO</b> Yamaha YZF R1	ITA	<b>1'41.371</b> 35 275,4		1'42.433 18 <b>275,4</b>		1'41.409 8 273,4		<b>1'41.371</b> 9 271,3									
24	<b>95 T. MACKENZIE</b> Honda CBR1000 RR-R	GBR	<b>1'41.623</b> 42 276,1		1'42.570 14 268,7		<b>1'41.623</b> 18 <b>276,1</b>		1'41.893 10 269,3									
25	<b>33 K. RYDE</b> Yamaha YZF R1	GBR	<b>1'41.647</b> 33 268,0		1'42.315 14		<b>1'41.647</b> 13 <b>268,0</b>		1'42.301 6 259,8									

19/10/2024  
These data/results cannot be reproduced, stored and/or transmitted in whole or in part by any manner of electronic, mechanical, photocopying, recording, broadcasting or otherwise now known or herein after developed without the previous express consent by the copyright owner, except for reproduction in daily press and regular printed publications on sale to the public within 60 days of the event related to those data/results and always provided that copyright symbol appears together as follows below.  
© DORNA WSBK ORGANIZATION Srl 2024





**Prometeon Spanish Round, 18-20 October 2024**  
**Best Laps & Speeds**

No.	Rider	Nat	Best Lap		FP1		FP2		FP3						
			LL	SPD	LL	SPD	LL	SPD	LL	SPD					
26	<b>46 T. BRIDEWELL</b> Honda CBR1000 RR-R	GBR	<b>1'41.658</b> 38	272,0	1'42.390 14	269,3	1'42.248 12	270,7	<b>1'41.658</b> 12	<b>272,0</b>					
27	<b>91 L. BERNARDI</b> Yamaha YZF R1	SMR	<b>1'42.564</b> 49	268,7	1'43.778 17	267,4	1'42.607 22	<b>268,7</b>	<b>1'42.564</b> 10	268,0					

19/10/2024

These data/results cannot be reproduced, stored and/or transmitted in whole or in part by any manner of electronic, mechanical, photocopying, recording, broadcasting or otherwise now known or herein after developed without the previous express consent by the copyright owner, except for reproduction in daily press and regular printed publications on sale to the public within 60 days of the event related to those data/results and always provided that copyright symbol appears together as follows below.

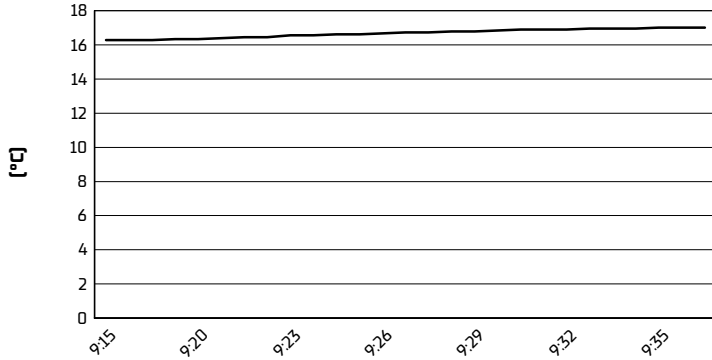
© DORNA WSBK ORGANIZATION Srl 2024



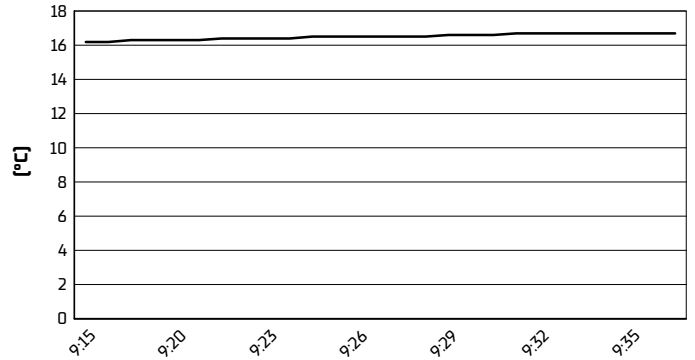
Jerez 4.423 m

**Prometeon Spanish Round, 18-20 October 2024**  
**Weather Report Free Practice 3rd Session**  
Session started 09:15 - Session ended 9:37

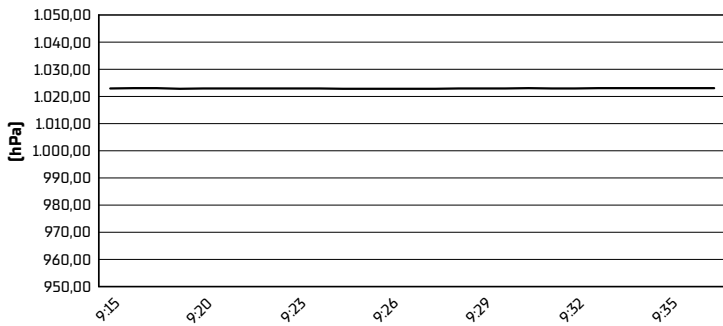
**Air Temperature**



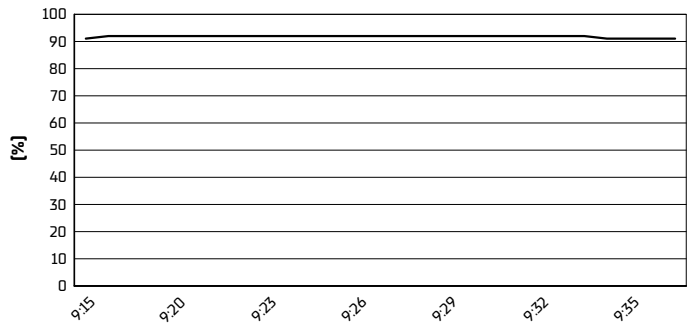
**Track Temperature**



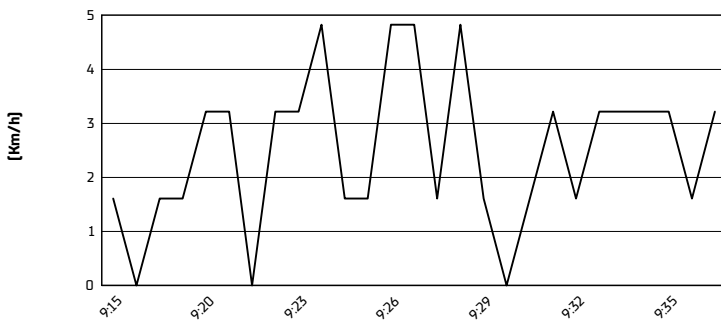
**Air Pressure**



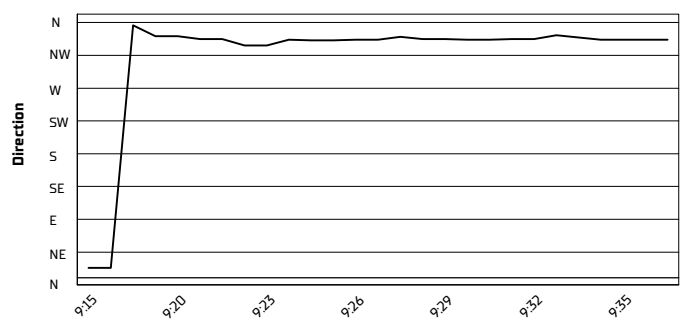
**Humidity**



**Wind Speed**



**Wind Direction**



19/10/2024

These data/results cannot be reproduced, stored and/or transmitted in whole or in part by any manner of electronic, mechanical, photocopying, recording, broadcasting or otherwise now known or herein after developed without the previous express consent by the copyright owner, except for reproduction in daily press and regular printed publications on sale to the public within 60 days of the event related to those data/results and always provided that copyright symbol appears together as follows below.

© DORNA WSBK ORGANIZATION Srl 2024