

**Prometeon Spanish Round, 18-20 October 2024**  
**Chronological Analysis Free Practice 3rd Session**

1° 31 G. GERLOFF [1'39.166]								5° 54 T. RAZGATLIOGLU [1'39.674]							
Lap	Seg1	Seg2	Seg3	Seg4	Lap Time	km/h	Local Time	Lap	Seg1	Seg2	Seg3	Seg4	Lap Time	km/h	Local Time
1								1							
2	31.626	15.376	31.321	31.613	1'49.936P	276,8	9:17'02.498	2	31.567	17.045	36.550	31.838	1'57.000P	146,7	9:20'23.786
3	25.057	14.649	30.035	30.688	1'40.429	<b>280,3</b>	9:18'42.927	3	25.104	14.782	30.443	30.775	1'41.104	<b>279,6</b>	9:22'04.890
4	25.077	14.753	29.969	30.716	1'40.515	276,8	9:20'23.442	4	<b>24.744</b>	<b>14.630</b>	29.984	30.570	1'39.928	278,2	9:23'44.818
5	25.203	14.976	30.022	30.701	1'40.902	276,8	9:22'04.344	5	24.822	14.719	29.722	<b>30.509</b>	1'39.772	276,1	9:25'24.590
6	24.976	14.737	30.066	30.602	1'40.381	276,1	9:23'44.725	6	24.823	14.703	<b>29.627</b>	30.574	1'39.727	276,1	9:27'04.317
7	27.907	15.100	30.581	2'12.281	3'25.869P	275,4	9:27'10.594	7	24.787	14.689	29.650	30.548	<b>1'39.674</b>	278,2	9:28'43.991
8	31.387	15.121	30.826	30.905	1'48.239P	273,4	9:28'58.833	8	24.908	14.782	29.803	30.690	1'40.183	275,4	9:30'24.174
9	<b>24.641</b>	14.597	<b>29.711</b>	<b>30.217</b>	<b>1'39.166</b>	276,8	9:30'37.999	9	24.863	14.746	29.768	30.634	1'40.011	274,7	9:32'04.185
10	24.840	<b>14.591</b>	30.074	31.861	1'41.366	277,5	9:32'19.365	10	24.814	14.782	29.680	30.615	1'39.891	277,5	9:33'44.076
11	30.981	14.850	29.939	30.700	1'46.470	276,8	9:34'05.835	11	24.846	14.654	29.723	30.637	1'39.860	278,2	9:35'23.936
12	24.849	14.673	29.759	30.470	1'39.751	276,8	9:35'45.586								

2° 29 A. IANNONE [1'39.184]								6° 45 S. REDDING [1'39.720]							
Lap	Seg1	Seg2	Seg3	Seg4	Lap Time	km/h	Local Time	Lap	Seg1	Seg2	Seg3	Seg4	Lap Time	km/h	Local Time
1								1							
2	36.500	16.019	31.925	31.374	1'55.818P	255,6	9:17'31.556	2	31.884	15.487	31.244	31.617	1'50.232P	274,0	9:17'02.839
3	25.251	14.870	30.322	30.803	1'41.246	278,9	9:19'12.802	3	25.512	14.935	30.152	30.992	1'41.591	275,4	9:18'44.430
4	25.447	14.861	31.056	31.156	1'42.520	279,6	9:20'55.322	4	28.833	17.207	34.814	31.314	1'52.168	175,1	9:20'36.598
5	25.075	14.664	29.967	30.778	1'40.484	278,9	9:22'35.806	5	25.242	14.870	30.140	31.454	1'41.706	<b>276,1</b>	9:22'18.304
6	26.180	15.171	32.118	2'53.882	4'07.351CP	277,5	9:26'43.157	6	25.668	14.858	30.283	2'26.285	3'37.094CP	273,4	9:25'55.398
7	32.332	15.008	31.522	32.286	1'51.148P	276,1	9:28'34.305	7	31.426	15.068	30.528	31.092	1'48.114P	272,0	9:27'43.512
8	24.762	14.652	<b>29.617</b>	<b>30.249</b>	1'39.280	278,2	9:30'13.585	8	24.849	<b>14.601</b>	<b>29.658</b>	<b>30.612</b>	<b>1'39.720</b>	<b>276,1</b>	9:29'23.232
9	28.247	17.501	33.178	32.937	1'51.863	169,5	9:32'05.448	9	<b>24.816</b>	14.699	30.101	31.055	1'40.671	271,3	9:31'03.903
10	<b>24.666</b>	14.547	29.688	30.283	<b>1'39.184</b>	278,9	9:33'44.632	10	24.835	14.711	29.726	30.817	1'40.089	275,4	9:32'43.992
11	24.766	<b>14.495</b>	29.773	30.633	1'39.667	<b>281,0</b>	9:35'24.299	11	24.953	14.733	29.804	30.788	1'40.278	<b>276,1</b>	9:34'24.270
								12	24.958	14.729	29.741	30.767	1'40.195	274,7	9:36'04.465

3° 7 I. LECUONA [1'39.254]								7° 22 A. LOWES [1'39.798]							
Lap	Seg1	Seg2	Seg3	Seg4	Lap Time	km/h	Local Time	Lap	Seg1	Seg2	Seg3	Seg4	Lap Time	km/h	Local Time
1								1							
2	32.200	15.468	31.770	31.104	1'50.542P	264,8	9:16'54.917	2	32.810	15.585	37.308	32.212	1'57.915P	276,1	9:17'12.148
3	25.027	14.816	29.915	30.591	1'40.349	269,3	9:18'35.266	3	25.151	14.685	30.280	30.639	1'40.755	276,8	9:18'52.903
4	24.831	14.762	29.738	30.632	1'39.963	269,3	9:20'15.229	4	25.081	14.653	29.955	30.623	1'40.312	277,5	9:20'33.215
5	24.963	14.725	29.806	30.638	1'40.132	270,7	9:21'55.361	5	<b>24.786</b>	14.688	29.710	31.047	1'40.231	<b>278,2</b>	9:22'13.446
6	26.936	14.868	29.941	30.645	1'42.390	268,7	9:23'37.751	6	25.103	14.818	30.255	31.345	1'41.521	276,8	9:23'54.967
7	25.009	14.778	29.814	1'23.440	2'33.041P	271,3	9:26'10.792	7	24.925	14.652	29.807	<b>30.515</b>	1'39.899	275,4	9:25'34.866
8	31.618	14.785	29.914	30.653	1'46.970P	271,3	9:27'57.762	8	25.094	14.714	29.805	30.711	1'40.324	275,4	9:27'15.190
9	24.746	14.657	<b>29.546</b>	<b>30.305</b>	<b>1'39.254</b>	270,7	9:29'37.016	9	25.048	14.701	29.832	30.626	1'40.207	275,4	9:28'55.397
10	<b>24.707</b>	14.685	29.611	30.647	1'39.650	272,0	9:31'16.666	10	27.521	15.702	30.457	1'45.159	2'58.839P	262,3	9:31'54.236
11	24.799	<b>14.642</b>	29.665	30.422	1'39.528	<b>272,7</b>	9:32'56.194	11	38.115	14.904	29.921	30.958	1'53.898P	274,0	9:33'48.134
12	24.904	15.784	33.574	31.278	1'45.540	256,2	9:34'41.734	12	24.956	<b>14.606</b>	<b>29.676</b>	30.560	<b>1'39.798</b>	276,8	9:35'27.932
13	25.369	14.812	30.624	31.163	1'41.968	272,0	9:36'23.702								

4° 11 N. BULEGA [1'39.552]								8° 65 J. REA [1'39.800]							
Lap	Seg1	Seg2	Seg3	Seg4	Lap Time	km/h	Local Time	Lap	Seg1	Seg2	Seg3	Seg4	Lap Time	km/h	Local Time
1								1							
2	34.442	15.975	30.936	31.051	1'52.404P	253,2	9:18'17.262	2	33.059	15.600	34.087	30.858	1'53.604P	263,5	9:17'09.653
3	25.066	14.609	29.926	30.544	1'40.145	276,8	9:19'57.407	3	24.986	14.679	30.189	30.755	1'40.609	272,7	9:18'50.262
4	<b>24.838</b>	14.565	29.829	30.499	1'39.731	276,1	9:21'37.138	4	25.304	14.750	29.813	30.746	1'40.613	272,7	9:20'30.875
5	24.855	14.551	29.718	30.533	1'39.657	277,5	9:23'16.795	5	27.675	14.688	29.780	30.953	1'43.096	273,4	9:22'13.971
6	24.899	14.559	<b>29.640</b>	30.505	1'39.603	278,2	9:24'56.398	6	25.006	14.757	29.981	30.792	1'40.536	<b>274,7</b>	9:23'54.507
7	24.933	14.530	29.652	30.594	1'39.709	277,5	9:26'36.107	7	24.872	14.680	29.749	30.557	1'39.858	269,3	9:25'34.365
8	24.846	14.564	29.750	30.532	1'39.692	276,8	9:28'15.799	8	24.865	14.678	29.765	<b>30.492</b>	<b>1'39.800</b>	270,0	9:27'14.165
9	24.932	14.544	29.699	<b>30.377</b>	<b>1'39.552</b>	<b>279,6</b>	9:29'55.351	9	<b>24.790</b>	14.676	29.797	30.764	1'40.027	270,0	9:28'54.192
10	24.988	14.637	30.131	30.472	1'40.228	276,8	9:31'35.579	10	24.900	14.710	31.815	30.892	1'42.317	270,7	9:30'36.509
11	24.964	<b>14.524</b>	29.785	30.435	1'39.708	<b>279,6</b>	9:33'15.287	11	24.937	14.704	<b>29.714</b>	30.546	1'39.901	270,7	9:32'16.410
12	25.013	14.553	29.830	30.511	1'39.907	<b>279,6</b>	9:34'55.194	12	35.443	14.975	30.355	30.693	1'51.466	272,0	9:34'07.876
13	24.859	14.540	29.733	30.509	1'39.641	278,2	9:36'34.835	13	24.872	<b>14.640</b>	29.795	30.559	1'39.866	274,0	9:35'47.742

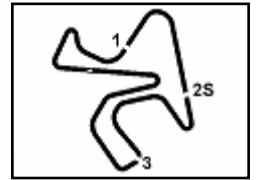
9° 1 A. BAUTISTA [1'39.854]							
Lap	Seg1	Seg2	Seg3	Seg4	Lap Time	km/h	Local Time
1							

19/10/2024

P = Pits In/Out - C = Lap Time Cancelled

These data/results cannot be reproduced, stored and/or transmitted in whole or in part by any manner of electronic, mechanical, photocopying, recording, broadcasting or otherwise now known or herein after developed without the previous express consent by the copyright owner, except for reproduction in daily press and regular printed publications on sale to the public within 60 days of the event related to those data/results and always provided that copyright symbol appears together as follows below.

© DORNA WSBK ORGANIZATION Srl 2024



Jerez 4.423 m

## Prometeon Spanish Round, 18-20 October 2024

### Chronological Analysis Free Practice 3rd Session

2 / 4

Lap	Seg1	Seg2	Seg3	Seg4	Lap Time	km/h	Local Time
1							
2	32.278	15.200	32.749	31.208	1'51.435P	261,0	9:17'08.768
3	25.248	14.677	30.281	30.676	1'40.882	281,7	9:18'49.650
4	25.076	14.575	29.987	30.548	1'40.186	280,3	9:20'29.836
5	25.098	14.623	29.965	30.502	1'40.188	281,0	9:22'10.024
6	1'14.756	16.390	31.629	4'27.196	6'29.971P	266,1	9:28'39.995
7	30.755	14.816	30.197	30.608	1'46.376P	278,9	9:30'26.371
8	25.056	14.539	<b>29.839</b>	<b>30.420</b>	<b>1'39.854</b>	282,5	9:32'06.225
9	25.039	<b>14.519</b>	29.900	30.606	1'40.064	<b>283,9</b>	9:33'46.289
10	<b>25.001</b>	14.659	29.889	30.430	1'39.979	282,5	9:35'26.268

Lap	Seg1	Seg2	Seg3	Seg4	Lap Time	km/h	Local Time
8	24.897	<b>14.701</b>	29.869	<b>30.553</b>	<b>1'40.020</b>	274,0	9:27'15.982
9	25.133	14.990	30.454	3'45.749	4'56.326P	268,7	9:32'12.308
10	38.521	15.079	30.274	30.769	1'54.643P	270,7	9:34'06.951
11	25.006	14.828	29.878	30.694	1'40.406	273,4	9:35'47.357

#### 14° 21 M. RINALDI [1'40.059]

Lap	Seg1	Seg2	Seg3	Seg4	Lap Time	km/h	Local Time
1							
2	36.619	16.127	33.488	31.936	1'58.170P	257,4	9:17'44.562
3	25.574	15.020	30.220	30.709	1'41.523	273,4	9:19'26.085
4	25.224	14.738	30.073	30.745	1'40.780	276,8	9:21'06.865
5	25.036	14.676	30.050	<b>30.569</b>	1'40.331	274,7	9:22'47.196
6	25.173	14.713	29.906	30.738	1'40.530C	275,4	9:22'27.726
7	25.084	14.682	29.952	30.583	1'40.301	275,4	9:26'08.027
8	<b>24.949</b>	14.703	29.825	30.592	1'40.069	274,0	9:27'48.096
9	25.055	14.680	34.127	31.199	1'45.061	274,7	9:29'33.157
10	24.983	14.688	29.806	30.704	1'40.181	<b>277,5</b>	9:31'13.338
11	26.807	16.547	31.305	31.239	1'45.898	228,5	9:32'59.236
12	25.020	<b>14.655</b>	<b>29.778</b>	30.606	<b>1'40.059</b>	<b>277,5</b>	9:34'39.295
13	25.003	14.700	29.904	30.824	1'40.431	276,1	9:36'19.726

#### 15° 28 B. RAY [1'40.130]

Lap	Seg1	Seg2	Seg3	Seg4	Lap Time	km/h	Local Time
1							
2	32.708	15.623	31.688	32.231	1'52.250P	263,5	9:16'56.845
3	25.510	15.416	31.038	31.946	1'43.910	258,6	9:18'40.755
4	25.380	15.002	30.302	31.609	1'42.293	268,0	9:20'23.048
5	26.431	14.960	30.468	32.027	1'43.886	270,0	9:22'06.934
6	25.578	15.052	32.150	3'54.094	5'06.874P	269,3	9:27'13.808
7	33.719	15.271	30.702	31.446	1'51.138P	266,1	9:29'04.946
8	<b>24.835</b>	<b>14.738</b>	29.746	30.819	1'40.138	268,7	9:30'45.084
9	26.419	15.168	30.337	31.213	1'43.137	266,7	9:32'28.221
10	24.890	14.768	<b>29.673</b>	<b>30.799</b>	<b>1'40.130</b>	<b>271,3</b>	9:34'08.351
11	24.957	14.814	29.897	30.978	1'40.646	<b>271,3</b>	9:35'48.997

#### 16° 60 M. VAN DER MARK [1'40.250]

Lap	Seg1	Seg2	Seg3	Seg4	Lap Time	km/h	Local Time
1							
2	32.604	15.468	30.870	30.945	1'49.887P	275,4	9:17'04.325
3	25.022	14.638	30.058	30.650	1'40.368	<b>279,6</b>	9:18'44.693
4	27.746	14.764	30.113	30.816	1'43.439	278,2	9:20'28.132
5	25.102	14.675	<b>29.895</b>	<b>30.578</b>	<b>1'40.250</b>	274,7	9:22'08.382
6	25.049	<b>14.619</b>	47.768	31.751	1'59.187	278,9	9:24'07.569
7	25.150	14.751	29.948	30.723	1'40.572	271,3	9:25'48.141
8	<b>24.962</b>	14.734	30.100	30.804	1'40.600	274,7	9:27'28.741
9	25.086	14.722	30.002	30.686	1'40.496	276,1	9:29'09.237
10	25.097	14.750	30.156	30.840	1'40.843	276,8	9:30'50.080
11	30.840	14.829	29.986	30.703	1'46.358	278,2	9:32'36.438
12	24.993	14.686	30.013	30.714	1'40.406	278,2	9:34'16.844
13	24.970	14.725	30.207	30.936	1'40.838	278,2	9:35'57.682

#### 17° 53 T. RABAT [1'40.274]

Lap	Seg1	Seg2	Seg3	Seg4	Lap Time	km/h	Local Time
1							
2	30.901	15.354	31.682	31.523	1'49.460P	273,4	9:16'57.580
3	25.570	14.895	30.898	31.372	1'42.735	274,7	9:18'40.315
4	25.455	14.848	30.077	31.111	1'41.491	275,4	9:20'21.806
5	32.852	16.529	30.519	3'29.726	4'49.626P	<b>278,9</b>	9:25'11.432
6	30.145	15.233	30.550	31.261	1'47.189P	271,3	9:26'58.621
7	25.182	14.701	29.962	<b>30.659</b>	1'40.504	274,7	9:28'39.125
8	<b>24.971</b>	<b>14.638</b>	<b>29.943</b>	30.722	<b>1'40.274</b>	275,4	9:30'19.399
9	25.156	14.738	30.203	30.755	1'40.852	273,4	9:32'00.251

#### 10° 47 A. BASSANI [1'39.880]

Lap	Seg1	Seg2	Seg3	Seg4	Lap Time	km/h	Local Time
1							
2	31.828	15.195	31.543	31.404	1'49.970P	272,0	9:17'01.792
3	<b>24.894</b>	14.716	<b>29.720</b>	<b>30.550</b>	<b>1'39.880</b>	276,1	9:18'41.672
4	27.125	15.225	30.688	30.757	1'43.795	271,3	9:20'25.467
5	25.048	<b>14.680</b>	30.083	30.803	1'40.614	<b>277,5</b>	9:22'06.081
6	25.204	14.786	29.986	30.707	1'40.683	273,4	9:23'46.764
7	25.173	14.777	29.983	30.761	1'40.694	274,0	9:25'27.458
8	25.015	14.772	29.916	30.716	1'40.419	276,1	9:27'07.877
9	25.202	14.895	30.379	30.890	1'41.366	272,7	9:28'49.243
10	25.386	14.872	30.124	30.814	1'41.196	274,7	9:30'30.439
11	25.188	14.844	31.022	31.091	1'42.145	<b>277,5</b>	9:32'12.584
12	25.243	14.937	30.096	31.003	1'41.279	272,0	9:33'53.863
13	25.257	14.910	30.157	30.822	1'41.146	273,4	9:35'35.009

#### 11° 97 X. VIERGE [1'39.924]

Lap	Seg1	Seg2	Seg3	Seg4	Lap Time	km/h	Local Time
1							
2	33.560	15.336	32.129	31.878	1'52.903P	269,3	9:17'06.902
3	25.415	14.971	30.700	31.181	1'42.267	274,7	9:18'49.169
4	25.278	14.814	30.531	30.890	1'41.513	<b>276,1</b>	9:20'30.682
5	25.259	14.929	30.575	4'52.669	6'03.432P	275,4	9:26'34.114
6	29.848	15.021	30.609	30.913	1'46.391P	<b>276,1</b>	9:28'20.505
7	24.887	14.745	<b>29.879</b>	30.538	1'40.049	275,4	9:30'00.554
8	<b>24.733</b>	<b>14.710</b>	30.008	<b>30.473</b>	<b>1'39.924</b>	275,4	9:31'40.478
9	25.328	15.948	31.563	31.145	1'43.984	250,9	9:33'24.462
10	24.825	14.811	30.030	30.862	1'40.528	272,7	9:35'04.990

#### 12° 9 D. PETRUCCI [1'39.966]

Lap	Seg1	Seg2	Seg3	Seg4	Lap Time	km/h	Local Time
1							
2	35.889	15.494	31.780	31.607	1'54.770P	267,4	9:17'30.010
3	25.033	14.879	29.954	30.783	1'40.649	272,0	9:19'10.659
4	24.979	14.728	29.794	30.917	1'40.418	278,2	9:20'51.077
5	25.649	14.925	30.176	30.831	1'41.581	<b>278,9</b>	9:22'32.658
6	24.928	14.830	29.867	30.795	1'40.420C	276,8	9:24'13.078
7	24.998	14.815	32.668	5'35.934	6'48.415P	274,7	9:31'01.493
8	35.537	16.124	30.087	31.025	1'52.773P	275,4	9:32'54.266
9	<b>24.896</b>	14.714	<b>29.740</b>	<b>30.616</b>	<b>1'39.966</b>	276,8	9:34'34.232
10	25.049	<b>14.704</b>	29.970	30.827	1'40.550	<b>278,9</b>	9:36'14.782

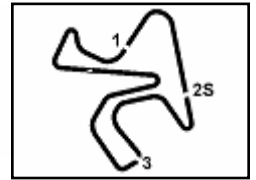
#### 13° 55 A. LOCATELLI [1'40.020]

Lap	Seg1	Seg2	Seg3	Seg4	Lap Time	km/h	Local Time
1							
2	33.436	15.565	34.889	31.340	1'55.230P	252,1	9:17'10.790
3	25.063	14.816	30.090	30.572	1'40.541	272,7	9:18'51.331
4	25.495	14.802	30.095	30.623	1'41.015	<b>274,7</b>	9:20'32.346
5	<b>24.884</b>	14.781	29.925	31.244	1'40.834	274,0	9:22'13.180
6	25.060	16.033	30.420	31.058	1'42.571	261,7	9:23'55.751
7	24.941	14.803	<b>29.837</b>	30.630	1'40.211	273,4	9:25'35.962

19/10/2024 P = Pits In/Dut - C = Lap Time Cancelled

These data/results cannot be reproduced, stored and/or transmitted in whole or in part by any manner of electronic, mechanical, photocopying, recording, broadcasting or otherwise now known or herein after developed without the previous express consent by the copyright owner, except for reproduction in daily press and regular printed publications on sale to the public within 60 days of the event related to those data/results and always provided that copyright symbol appears together as follows below.

© DORNA WSBK ORGANIZATION Srl 2024



Jerez 4.423 m

## Prometeon Spanish Round, 18-20 October 2024

### Chronological Analysis Free Practice 3rd Session

3 / 4

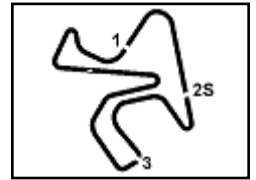
18° 77 D. AEGERTER [1'40.288]								22° 75 I. LOPES [1'41.284]							
Lap	Seg1	Seg2	Seg3	Seg4	Lap Time	km/h	Local Time	Lap	Seg1	Seg2	Seg3	Seg4	Lap Time	km/h	Local Time
1								1							
2	34.084	16.050	34.107	32.365	1'56.606P	262,3	9:17'25.245	2	32.256	15.530	31.888	32.091	1'51.765P	265,4	9:17'07.535
3	25.999	15.157	30.958	31.639	1'43.753	268,7	9:19'08.998	3	25.789	15.174	30.857	31.733	1'43.553	266,7	9:18'51.088
4	25.440	14.923	30.401	31.142	1'41.906	269,3	9:20'50.904	4	25.674	15.244	30.842	31.583	1'43.343	266,7	9:20'34.431
5	25.603	15.106	34.131	31.569	1'46.409	271,3	9:22'37.313	5	26.007	15.418	33.911	1'35.395	2'50.731P	<b>268,7</b>	9:23'25.162
6	25.538	14.947	31.084	5'26.977	6'38.546CP	<b>272,0</b>	9:29'15.859	6	32.192	15.671	32.136	34.249	1'54.248P	261,7	9:25'19.410
7	36.364	15.287	31.002	31.226	1'53.879P	268,0	9:31'09.738	7	25.275	15.110	30.356	31.291	1'42.032	264,8	9:27'01.442
8	24.918	14.868	30.034	<b>30.638</b>	1'40.458	264,2	9:32'50.196	8	25.332	15.125	30.299	31.222	1'41.978	264,2	9:28'43.420
9	<b>24.880</b>	<b>14.698</b>	<b>29.912</b>	30.798	<b>1'40.288</b>	<b>272,0</b>	9:34'30.484	9	25.266	15.184	30.224	31.110	1'41.784	268,0	9:30'25.204
10	24.961	14.770	30.032	30.927	1'40.690	270,7	9:36'11.174	10	27.976	17.005	31.665	31.297	1'47.943	223,0	9:32'13.147
								11	<b>25.174</b>	14.904	<b>30.121</b>	31.085	<b>1'41.284</b>	268,0	9:33'54.431
								12	25.196	<b>14.898</b>	30.224	<b>31.081</b>	1'41.399	267,4	9:35'35.830
19° 14 S. LOWES [1'40.931]								23° 52 A. DELBIANCO [1'41.371]							
Lap	Seg1	Seg2	Seg3	Seg4	Lap Time	km/h	Local Time	Lap	Seg1	Seg2	Seg3	Seg4	Lap Time	km/h	Local Time
1								1							
2	33.237	15.675	33.457	31.792	1'54.161P	264,2	9:17'14.273	2	32.397	15.586	31.773	32.128	1'51.884P	261,0	9:16'56.915
3	25.917	14.913	30.372	30.990	1'42.192	274,7	9:18'56.465	3	25.683	15.023	30.780	31.524	1'43.010C	268,0	9:18'39.925
4	25.361	<b>14.842</b>	30.272	30.894	1'41.369	272,7	9:20'37.834	4	25.548	15.136	30.519	31.761	1'42.964	266,1	9:20'22.889
5	25.348	14.883	30.184	30.874	1'41.289	<b>276,1</b>	9:22'19.123	5	25.686	15.016	30.923	31.562	1'43.187	270,0	9:22'06.076
6	25.766	15.057	30.551	31.039	1'42.413C	273,4	9:24'01.536	6	25.693	15.000	30.892	5'51.828	7'03.413P	270,0	9:29'09.489
7	<b>25.114</b>	<b>14.842</b>	30.165	30.864	1'40.985	274,0	9:25'42.521	7	42.838	15.346	31.012	31.451	2'00.647P	267,4	9:31'10.136
8	25.135	14.854	<b>30.076</b>	30.866	<b>1'40.931</b>	274,7	9:27'23.452	8	25.243	14.924	30.411	<b>30.941</b>	1'41.519	268,0	9:32'51.655
9	29.243	17.141	31.714	30.892	1'48.990	245,3	9:29'12.442	9	<b>25.197</b>	<b>14.857</b>	<b>30.345</b>	<b>30.972</b>	<b>1'41.371</b>	270,7	9:34'33.026
10	25.181	14.886	30.246	31.079	1'41.392	272,7	9:30'53.834	10	25.411	14.967	36.324	32.252	1'48.954	<b>271,3</b>	9:36'21.980
11	25.304	14.994	30.138	<b>30.827</b>	1'41.263	273,4	9:32'35.097								
12	25.229	14.863	30.141	32.162	1'42.395	274,7	9:34'17.492								
13	27.391	15.210	30.473	31.767	1'44.841	272,0	9:36'02.333								
20° 5 P. OETTL [1'40.972]								24° 46 T. BRIDEWELL [1'41.658]							
Lap	Seg1	Seg2	Seg3	Seg4	Lap Time	km/h	Local Time	Lap	Seg1	Seg2	Seg3	Seg4	Lap Time	km/h	Local Time
1								1							
2	41.127	15.699	31.346	31.957	2'00.129P	259,2	9:16'52.325	2	33.675	15.384	34.053	32.048	1'55.160P	267,4	9:17'11.308
3	25.689	15.203	30.501	31.723	1'43.116	263,5	9:18'35.441	3	25.444	14.948	30.680	31.249	1'42.321	270,7	9:18'53.629
4	25.423	15.045	30.214	31.325	1'42.007	266,7	9:20'17.448	4	25.336	14.923	<b>30.285</b>	<b>31.114</b>	<b>1'41.658</b>	268,7	9:20'35.287
5	28.207	15.123	36.185	3'56.541	5'16.056P	265,4	9:25'33.504	5	25.364	15.237	30.844	31.610	1'43.055	270,0	9:22'18.342
6	30.688	14.914	30.121	<b>30.836</b>	1'46.559P	268,7	9:27'20.063	6	25.958	<b>14.782</b>	30.364	31.350	1'42.454C	<b>272,0</b>	9:24'00.796
7	25.228	<b>14.828</b>	30.078	30.838	<b>1'40.972</b>	268,0	9:29'01.035	7	25.256	14.934	31.327	31.568	1'43.085	267,4	9:25'43.881
8	<b>25.036</b>	14.840	30.235	30.964	1'41.075	<b>269,3</b>	9:30'42.110	8	25.293	14.920	30.368	31.138	1'41.719	271,3	9:27'25.600
9	25.068	15.029	<b>29.964</b>	30.987	1'41.048	266,1	9:32'23.158	9	25.341	14.885	30.605	31.274	1'42.105	270,0	9:29'07.705
10	25.150	14.964	30.043	31.077	1'41.234	266,7	9:34'04.392	10	25.327	14.862	32.181	31.693	1'44.063	269,3	9:30'51.768
11	25.058	15.004	30.042	31.130	1'41.234	264,8	9:35'45.626	11	25.326	15.001	30.336	31.274	1'41.937	263,5	9:32'33.705
								12	<b>25.208</b>	14.957	30.345	31.464	1'41.974	266,1	9:34'15.679
								13	29.852	16.472	32.899	31.679	1'50.902	174,6	9:36'06.581
21° 49 T. NAGASHIMA [1'41.117]								25° 95 T. MACKENZIE [1'41.893]							
Lap	Seg1	Seg2	Seg3	Seg4	Lap Time	km/h	Local Time	Lap	Seg1	Seg2	Seg3	Seg4	Lap Time	km/h	Local Time
1								1							
2	33.666	15.314	31.502	31.335	1'51.817P	270,0	9:17'05.127	2	33.331	15.675	32.244	31.890	1'53.140P	262,9	9:17'41.956
3	25.212	15.084	30.335	31.119	1'41.750	275,4	9:18'46.877	3	25.628	15.096	30.747	31.330	1'42.801	267,4	9:19'24.757
4	25.262	14.753	30.254	30.945	1'41.214	274,7	9:20'28.091	4	25.558	15.065	30.585	31.477	1'42.685	262,9	9:21'07.442
5	25.831	<b>14.682</b>	30.402	<b>30.906</b>	1'41.821	<b>276,1</b>	9:22'09.912	5	25.524	15.050	30.581	31.370	1'42.525	<b>269,3</b>	9:22'49.967
6	28.167	15.027	32.316	31.138	1'46.648	271,3	9:23'56.560	6	25.599	15.019	30.710	31.392	1'42.720C	268,7	9:24'32.687
7	<b>25.133</b>	14.742	30.345	30.977	1'41.197	274,7	9:25'37.757	7	25.458	14.993	30.663	31.327	1'42.441	267,4	9:26'15.128
8	25.225	14.804	<b>30.142</b>	30.946	<b>1'41.117</b>	274,0	9:27'18.874	8	25.509	15.063	30.679	31.418	1'42.669	266,1	9:27'57.797
9	25.959	15.578	31.813	1'36.286	2'49.636P	264,8	9:30'08.510	9	27.699	15.598	31.420	2'30.854	3'45.571P	258,6	9:31'43.368
10	32.288	15.341	31.646	33.616	1'52.891P	267,4	9:32'01.401	10	32.144	15.289	31.122	31.935	1'50.490P	266,7	9:33'33.858
11	25.412	14.854	30.230	31.015	1'41.511	272,7	9:33'42.912	11	<b>25.301</b>	<b>14.963</b>	<b>30.409</b>	<b>31.220</b>	<b>1'41.893</b>	266,7	9:35'15.751
12	25.208	14.836	30.193	31.165	1'41.402	274,7	9:35'24.314								
26° 33 K. RYDE [1'42.301]															
Lap	Seg1	Seg2	Seg3	Seg4	Lap Time	km/h	Local Time	Lap	Seg1	Seg2	Seg3	Seg4	Lap Time	km/h	Local Time
1								1							
2								2	32.492	15.605	32.458	32.106	1'52.661P	254,4	9:16'58.365

19/10/2024

P = Pits In/Out - C = Lap Time Cancelled

These data/results cannot be reproduced, stored and/or transmitted in whole or in part by any manner of electronic, mechanical, photocopying, recording, broadcasting or otherwise now known or herein after developed without the previous express consent by the copyright owner, except for reproduction in daily press and regular printed publications on sale to the public within 60 days of the event related to those data/results and always provided that copyright symbol appears together as follows below.

© DORNA WSBK ORGANIZATION Srl 2024



Jerez 4.423 m

4 / 4

## Prometeon Spanish Round, 18-20 October 2024

### Chronological Analysis Free Practice 3rd Session

3	33.179	15.218	30.864	7'55.550	9'14.811P	258,6	9:26'13.176
4	32.056	15.429	31.234	31.803	1'50.522P	258,6	9:28'03.698
5	25.368	<b>15.057</b>	<b>30.346</b>	31.530	<b>1'42.301</b>	259,2	9:29'45.999
6	<b>25.359</b>	15.264	30.468	<b>31.323</b>	1'42.414	257,4	9:31'28.413
7	25.365	15.176	30.551	31.365	1'42.457	<b>259,8</b>	9:33'10.870
8	25.384	15.167	30.412			<b>259,8</b>	

#### 27° 91 L. BERNARDI [1'42.564]

Lap	Seg.1	Seg.2	Seg.3	Seg.4	Lap Time	km/h	Local Time
1							
2	32.141	15.805	32.405	32.721	1'53.072P	261,7	9:17'03.436
3	26.833	15.625	31.159	32.399	1'46.016	<b>268,0</b>	9:18'49.452
4	26.234	15.459	31.320	31.815	1'44.828	265,4	9:20'34.280
5	25.973	15.451	30.871	31.492	1'43.787	265,4	9:22'18.067
6	26.772	15.328	31.438	3'42.391	4'55.929CP	266,1	9:27'13.996
7	33.972	16.154	31.422	31.492	1'53.040P	258,6	9:29'07.036
8	25.566	<b>15.061</b>	30.575	31.579	1'42.781	263,5	9:30'49.817
9	25.841	15.102	30.617	<b>31.296</b>	1'42.856	266,1	9:32'32.673
10	<b>25.481</b>	15.100	<b>30.442</b>	31.541	<b>1'42.564</b>	266,7	9:34'15.237
11	25.645	15.077	30.604	31.476	1'42.802	266,1	9:35'58.039

19/10/2024

P = Pits In/Out - C = Lap Time Cancelled

These data/results cannot be reproduced, stored and/or transmitted in whole or in part by any manner of electronic, mechanical, photocopying, recording, broadcasting or otherwise now known or herein after developed without the previous express consent by the copyright owner, except for reproduction in daily press and regular printed publications on sale to the public within 60 days of the event related to those data/results and always provided that copyright symbol appears together as follows below.

© DORNA WSBK ORGANIZATION Srl 2024