

Jerez 4.423 m

Prometeon Spanish Round, 18-20 October 2024

Results Warm Up

1 / 2

No.	Rider	Nat	Team	Bike	Class	Time	Gap	Rel.	Laps	Speed	
										Avg	Max
1	22 A. LOWES	GBR	Kawasaki Racing Team WorldSBK	Kawasaki ZX-10RR		1'39.261			6	160,413	277,5
2	54 T. RAZGATLIOGLU	TUR	ROKIT BMW Motorrad WorldSBK Team	BMW M1000 RR		1'39.271	0.010	0.010	6	160,397	281,0
3	11 N. BULEGA	ITA	Aruba.it Racing - Ducati	Ducati Panigale V4R		1'39.808	0.547	0.537	6	159,534	278,9
4	47 A. BASSANI	ITA	Kawasaki Racing Team WorldSBK	Kawasaki ZX-10RR		1'39.817	0.556	0.009	6	159,520	279,6
5	65 J. REA	GBR	Pata Prometeon Yamaha	Yamaha YZF R1		1'39.876	0.615	0.059	6	159,426	273,3
6	31 G. GERLOFF	USA	Bonovo Action BMW	BMW M1000 RR		1'39.928	0.667	0.052	6	159,343	276,1
7	55 A. LOCATELLI	ITA	Pata Prometeon Yamaha	Yamaha YZF R1		1'39.959	0.698	0.031	6	159,293	274,7
8	1 A. BAUTISTA	ESP	Aruba.it Racing - Ducati	Ducati Panigale V4R		1'40.023	0.762	0.064	6	159,191	286,1
9	7 I. LECUONA	ESP	Team HRC	Honda CBR1000 RR-R		1'40.031	0.770	0.008	6	159,179	277,5
10	60 M. VAN DER MARK	NED	ROKIT BMW Motorrad WorldSBK Team	BMW M1000 RR		1'40.120	0.859	0.089	6	159,037	280,3
11	21 M. RINALDI	ITA	Team Motocorsa Racing	Ducati Panigale V4R	IND	1'40.140	0.879	0.020	6	159,005	276,8
12	29 A. IANNONE	ITA	Team GoEleven	Ducati Panigale V4R	IND	1'40.155	0.894	0.015	6	158,982	283,2
13	14 S. LOWES	GBR	ELF Marc VDS Racing Team	Ducati Panigale V4R	IND	1'40.300	1.039	0.145	6	158,752	275,4
14	9 D. PETRUCCI	ITA	Barni Spark Racing Team	Ducati Panigale V4R	IND	1'40.359	1.098	0.059	6	158,658	279,6
15	45 S. REDDING	GBR	Bonovo Action BMW	BMW M1000 RR		1'40.397	1.136	0.038	6	158,598	274,7
16	97 X. VIERGE	ESP	Team HRC	Honda CBR1000 RR-R		1'40.507	1.246	0.110	6	158,425	284,7
17	53 T. RABAT	ESP	Kawasaki Puccetti Racing	Kawasaki ZX-10RR	IND	1'40.563	1.302	0.056	6	158,337	278,2
18	28 B. RAY	GBR	Yamaha Motoxracing WorldSBK Team	Yamaha YZF R1	IND	1'40.974	1.713	0.411	6	157,692	270,0
19	77 D. AEGERTER	SUI	GYTR GRT Yamaha WorldSBK Team	Yamaha YZF R1		1'41.032	1.771	0.058	6	157,602	271,3
20	52 A. DELBIANCO	ITA	GYTR GRT Yamaha WorldSBK Team	Yamaha YZF R1		1'41.059	1.798	0.027	6	157,559	276,1
21	46 T. BRIDEWELL	GBR	Honda Racing UK	Honda CBR1000 RR-R	IND	1'41.145	1.884	0.086	6	157,425	269,3
22	5 P. OETTL	GER	GMT94 Yamaha	Yamaha YZF R1	IND	1'41.278	2.017	0.133	6	157,219	272,0
23	49 T. NAGASHIMA	JPN	Team HRC	Honda CBR1000 RR-R	IND	1'41.440	2.179	0.162	6	156,968	276,8
24	75 I. LOPES	POR	PETRONAS MIE Racing Honda	Honda CBR1000 RR-R	IND	1'41.471	2.210	0.031	6	156,920	270,0
25	95 T. MACKENZIE	GBR	PETRONAS MIE Racing Honda	Honda CBR1000 RR-R	IND	1'41.790	2.529	0.319	5	156,428	270,0
26	91 L. BERNARDI	SMR	Yamaha Motoxracing WorldSBK Team	Yamaha YZF R1	IND	1'42.187	2.926	0.397	6	155,820	268,7
27	33 K. RYDE	GBR	OMG Racing	Yamaha YZF R1	IND	1'42.504	3.243	0.317	6	155,338	268,7

Qualifying Lap Time [105% of 1'39.261]: 1'44.225

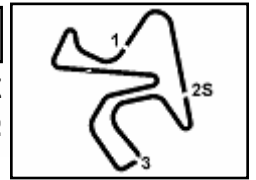
AIR	Humidity:	91%	Temp:	14°C
TRACK	Condition:	Dry	Temp:	14°C

Records	Pole	[SP]	2024 N.Bulega	1'37.596	163,150	Km/h
	Race	[SPRC]	2019 A.Bautista	1'39.004	160,830	Km/h
	All Times	[SP]	2024 N.Bulega	1'37.596	163,150	Km/h

Start 20/10/2024 09:15 End 09:26 The results are provisional until the end of the time limit for protests and appeals and the completion of the technical checks.

These data/results cannot be reproduced, stored and/or transmitted in whole or in part by any manner of electronic, mechanical, photocopying, recording, broadcasting or otherwise now known or herein after developed without the previous express consent by the copyright owner, except for reproduction in daily press and regular printed publications on sale to the public within 60 days of the event related to those data/results and always provided that copyright symbol appears together as follows below.

© DORNA WSBK ORGANIZATION Srl 2024



Prometeon Spanish Round, 18-20 October 2024
Results Warm Up

Session Highlights

Local Time	No. Rider	Description
08.59.33		Patches of Water in Turn(s): 9
09.15.00		Start of Session
09.15.03		WorldSBK Pit Intervention Time: 56secs
09.26.37		End of Session

Fastest Laps Sequence

No.	Rider	Nat	Team	Bike	Local Time	Time	Gap	Avg
31	G. GERLOFF	USA	Bonovo Action BMW	BMW M 1000 RR	09:18'36.063	1'40.972		157,695
45	S. REDDING	GBR	Bonovo Action BMW	BMW M 1000 RR	09:18'37.808	1'40.513	-0.459	158,415
47	A. BASSANI	ITA	Kawasaki Racing Team WorldSBK	Kawasaki ZX-10RR	09:18'38.361	1'39.817	-0.696	159,520
54	T. RAZGATLIOGLU	TUR	ROKIT BMW Motorrad WorldSBK Team	BMW M 1000 RR	09:20'26.279	1'39.427	-0.390	160,146
22	A. LOWES	GBR	Kawasaki Racing Team WorldSBK	Kawasaki ZX-10RR	09:20'48.437	1'39.261	-0.166	160,413

20/10/2024 Start End The results are provisional until the end of the time limit for protests and appeals
09:15 09:26 and the completion of the technical checks.

These data/results cannot be reproduced, stored and/or transmitted in whole or in part by any manner of electronic, mechanical, photocopying, recording, broadcasting or otherwise now known or herein after developed without the previous express consent by the copyright owner, except for reproduction in daily press and regular printed publications on sale to the public within 60 days of the event related to those data/results and always provided that copyright symbol appears together as follows below.

© DORNA WSBK ORGANIZATION Srl 2024



Prometeon Spanish Round, 18-20 October 2024
Best Sectors & Speed Warm Up

BEST LAP

1	22 A. LOWES	Kawasaki ZX-10RR	1'39.261
2	54 T. RAZGATLIOGLU	BMW M 1000 RR	1'39.271
3	11 N. BULEGA	Ducati Panigale V4R	1'39.808
4	47 A. BASSANI	Kawasaki ZX-10RR	1'39.817
5	65 J. REA	Yamaha YZF R1	1'39.876
6	31 G. GERLOFF	BMW M 1000 RR	1'39.928
7	55 A. LOCATELLI	Yamaha YZF R1	1'39.959
8	1 A. BAUTISTA	Ducati Panigale V4R	1'40.023
9	7 I. LECUONA	Honda CBR1000 RR-R	1'40.031
10	60 M. VAN DER MARK	BMW M 1000 RR	1'40.120
11	21 M. RINALDI	Ducati Panigale V4R	1'40.140
12	29 A. IANNONE	Ducati Panigale V4R	1'40.155
13	14 S. LOWES	Ducati Panigale V4R	1'40.300
14	9 D. PETRUCCI	Ducati Panigale V4R	1'40.359
15	45 S. REDDING	BMW M 1000 RR	1'40.397
16	97 X. VIERGE	Honda CBR1000 RR-R	1'40.507
17	53 T. RABAT	Kawasaki ZX-10RR	1'40.563
18	28 B. RAY	Yamaha YZF R1	1'40.974
19	77 D. AEGERTER	Yamaha YZF R1	1'41.032
20	52 A. DELBIANCO	Yamaha YZF R1	1'41.059
21	46 T. BRIDEWELL	Honda CBR1000 RR-R	1'41.145
22	5 P. OETTL	Yamaha YZF R1	1'41.278
23	49 T. NAGASHIMA	Honda CBR1000 RR-R	1'41.440
24	75 I. LOPES	Honda CBR1000 RR-R	1'41.471
25	95 T. MACKENZIE	Honda CBR1000 RR-R	1'41.790
26	91 L. BERNARDI	Yamaha YZF R1	1'42.187
27	33 K. RYDE	Yamaha YZF R1	1'42.504

SPEED

1	1 A. BAUTISTA	Ducati Panigale V4R	286,1
2	97 X. VIERGE	Honda CBR1000 RR-R	284,7
3	29 A. IANNONE	Ducati Panigale V4R	283,2
4	54 T. RAZGATLIOGLU	BMW M 1000 RR	281,0
5	60 M. VAN DER MARK	BMW M 1000 RR	280,3
6	47 A. BASSANI	Kawasaki ZX-10RR	279,6
7	9 D. PETRUCCI	Ducati Panigale V4R	279,6
8	11 N. BULEGA	Ducati Panigale V4R	278,9
9	53 T. RABAT	Kawasaki ZX-10RR	278,2
10	7 I. LECUONA	Honda CBR1000 RR-R	277,5
11	22 A. LOWES	Kawasaki ZX-10RR	277,5
12	49 T. NAGASHIMA	Honda CBR1000 RR-R	276,8
13	21 M. RINALDI	Ducati Panigale V4R	276,8
14	31 G. GERLOFF	BMW M 1000 RR	276,1
15	52 A. DELBIANCO	Yamaha YZF R1	276,1
16	14 S. LOWES	Ducati Panigale V4R	275,4
17	45 S. REDDING	BMW M 1000 RR	274,7
18	55 A. LOCATELLI	Yamaha YZF R1	274,7
19	65 J. REA	Yamaha YZF R1	273,3
20	5 P. OETTL	Yamaha YZF R1	272,0
21	77 D. AEGERTER	Yamaha YZF R1	271,3
22	75 I. LOPES	Honda CBR1000 RR-R	270,0
23	28 B. RAY	Yamaha YZF R1	270,0
24	95 T. MACKENZIE	Honda CBR1000 RR-R	270,0
25	46 T. BRIDEWELL	Honda CBR1000 RR-R	269,3
26	33 K. RYDE	Yamaha YZF R1	268,7
27	91 L. BERNARDI	Yamaha YZF R1	268,7

SEG. 1

SEG. 2

SEG. 3

SEG. 4

1	65 J. REA	24.797	1	1 A. BAUTISTA	14.511	1	22 A. LOWES	29.475	1	22 A. LOWES	30.284
2	31 G. GERLOFF	24.800	2	22 A. LOWES	14.532	2	54 T. RAZGATLIOGLU	29.510	2	54 T. RAZGATLIOGLU	30.312
3	54 T. RAZGATLIOGLU	24.817	3	54 T. RAZGATLIOGLU	14.550	3	65 J. REA	29.691	3	1 A. BAUTISTA	30.364
4	22 A. LOWES	24.865	4	47 A. BASSANI	14.601	4	47 A. BASSANI	29.760	4	11 N. BULEGA	30.394
5	7 I. LECUONA	24.878	5	60 M. VAN DER MARK	14.601	5	7 I. LECUONA	29.778	5	55 A. LOCATELLI	30.467
6	55 A. LOCATELLI	24.896	6	29 A. IANNONE	14.609	6	31 G. GERLOFF	29.786	6	47 A. BASSANI	30.517
7	47 A. BASSANI	24.905	7	11 N. BULEGA	14.617	7	21 M. RINALDI	29.792	7	60 M. VAN DER MARK	30.525
8	9 D. PETRUCCI	24.935	8	65 J. REA	14.671	8	11 N. BULEGA	29.793	8	31 G. GERLOFF	30.543
9	11 N. BULEGA	24.938	9	21 M. RINALDI	14.675	9	45 S. REDDING	29.841	9	21 M. RINALDI	30.557
10	45 S. REDDING	24.941	10	97 X. VIERGE	14.678	10	9 D. PETRUCCI	29.862	10	29 A. IANNONE	30.575
11	14 S. LOWES	24.970	11	31 G. GERLOFF	14.685	11	55 A. LOCATELLI	29.875	11	7 I. LECUONA	30.589
12	60 M. VAN DER MARK	24.974	12	53 T. RABAT	14.690	12	60 M. VAN DER MARK	29.880	12	14 S. LOWES	30.617
13	97 X. VIERGE	24.985	13	7 I. LECUONA	14.704	13	14 S. LOWES	29.899	13	65 J. REA	30.643
14	29 A. IANNONE	25.016	14	45 S. REDDING	14.709	14	29 A. IANNONE	29.955	14	97 X. VIERGE	30.645
15	1 A. BAUTISTA	25.019	15	49 T. NAGASHIMA	14.712	15	1 A. BAUTISTA	29.990	15	45 S. REDDING	30.685
16	21 M. RINALDI	25.028	16	55 A. LOCATELLI	14.721	16	53 T. RABAT	29.991	16	53 T. RABAT	30.691
17	53 T. RABAT	25.052	17	14 S. LOWES	14.726	17	5 P. OETTL	30.030	17	9 D. PETRUCCI	30.709
18	77 D. AEGERTER	25.116	18	9 D. PETRUCCI	14.743	18	97 X. VIERGE	30.061	18	52 A. DELBIANCO	30.797
19	28 B. RAY	25.136	19	52 A. DELBIANCO	14.753	19	28 B. RAY	30.077	19	77 D. AEGERTER	30.878
20	46 T. BRIDEWELL	25.162	20	77 D. AEGERTER	14.775	20	52 A. DELBIANCO	30.078	20	28 B. RAY	30.889
21	5 P. OETTL	25.170	21	28 B. RAY	14.831	21	46 T. BRIDEWELL	30.134	21	5 P. OETTL	30.937
22	49 T. NAGASHIMA	25.215	22	46 T. BRIDEWELL	14.861	22	77 D. AEGERTER	30.149	22	46 T. BRIDEWELL	30.988
23	52 A. DELBIANCO	25.266	23	5 P. OETTL	14.883	23	75 I. LOPES	30.200	23	75 I. LOPES	31.034
24	75 I. LOPES	25.306	24	75 I. LOPES	14.918	24	49 T. NAGASHIMA	30.265	24	49 T. NAGASHIMA	31.110
25	95 T. MACKENZIE	25.350	25	95 T. MACKENZIE	14.934	25	95 T. MACKENZIE	30.390	25	95 T. MACKENZIE	31.116
26	91 L. BERNARDI	25.433	26	91 L. BERNARDI	14.997	26	91 L. BERNARDI	30.466	26	91 L. BERNARDI	31.232
27	33 K. RYDE	25.467	27	33 K. RYDE	15.068	27	33 K. RYDE	30.535	27	33 K. RYDE	31.245

20/10/2024

These data/results cannot be reproduced, stored and/or transmitted in whole or in part by any manner of electronic, mechanical, photocopying, recording, broadcasting or otherwise now known or herein after developed without the previous express consent by the copyright owner, except for reproduction in daily press and regular printed publications on sale to the public within 60 days of the event related to those data/results and always provided that copyright symbol appears together as follows below.

© DORNA WSBK ORGANIZATION Srl 2024



Jerez 4.423 m

Prometeon Spanish Round, 18-20 October 2024

Ideal Times Warm Up

No.	Rider	Nat	Bike	Seg. 1	Seg. 2	Seg. 3	Seg. 4	Ideal Time		
				Diff. 1	Diff. 2	Diff. 3	Diff. 4	Best Lap	Pos.	Diff.
1	22 A. LOWES	GBR	Kawasaki ZX-10RR	24.865 +0.105	14.532	29.475	30.284	1'39.156 1'39.261	1	0.105
2	54 T. RAZGATLIOGLU	TUR	BMW M 1000 RR	24.817 +0.082	14.550	29.510	30.312	1'39.189 1'39.271	2	0.082
3	11 N. BULEGA	ITA	Ducati Panigale V4R	24.938	14.617 +0.044	29.793 +0.022	30.394	1'39.742 1'39.808	3	0.066
4	47 A. BASSANI	ITA	Kawasaki ZX-10RR	24.905	14.601 +0.034	29.760	30.517	1'39.783 1'39.817	4	0.034
5	65 J. REA	GBR	Yamaha YZF R1	24.797	14.671 +0.074	29.691	30.643	1'39.802 1'39.876	5	0.074
6	31 G. GERLOFF	USA	BMW M 1000 RR	24.800 +0.090	14.685 +0.014	29.786 +0.010	30.543	1'39.814 1'39.928	6	0.114
7	1 A. BAUTISTA	ESP	Ducati Panigale V4R	25.019	14.511 +0.084	29.990 +0.055	30.364	1'39.884 1'40.023	8	0.139
8	7 I. LECUONA	ESP	Honda CBR1000 RR-R	24.878	14.704 +0.048	29.778 +0.034	30.589	1'39.949 1'40.031	9	0.082
9	55 A. LOCATELLI	ITA	Yamaha YZF R1	24.896	14.721	29.875	30.467	1'39.959 1'39.959	7	
10	60 M. VAN DER MARK	NED	BMW M 1000 RR	24.974 +0.112	14.601 +0.028	29.880	30.525	1'39.980 1'40.120	10	0.140
11	21 M. RINALDI	ITA	Ducati Panigale V4R	25.028 +0.051	14.675 +0.037	29.792	30.557	1'40.052 1'40.140	11	0.088
12	29 A. IANNONE	ITA	Ducati Panigale V4R	25.016	14.609	29.955	30.575	1'40.155 1'40.155	12	
13	45 S. REDDING	GBR	BMW M 1000 RR	24.941	14.709 +0.045	29.841 +0.096	30.685 +0.080	1'40.176 1'40.397	15	0.221
14	14 S. LOWES	GBR	Ducati Panigale V4R	24.970 +0.053	14.726	29.899 +0.035	30.617	1'40.212 1'40.300	13	0.088
15	9 D. PETRUCCI	ITA	Ducati Panigale V4R	24.935	14.743 +0.044	29.862	30.709 +0.066	1'40.249 1'40.359	14	0.110
16	97 X. VIERGE	ESP	Honda CBR1000 RR-R	24.985	14.678 +0.138	30.061	30.645	1'40.369 1'40.507	16	0.138
17	53 T. RABAT	ESP	Kawasaki ZX-10RR	25.052	14.690 +0.139	29.991	30.691	1'40.424 1'40.563	17	0.139
18	52 A. DELBIANCO	ITA	Yamaha YZF R1	25.266 +0.036	14.753 +0.064	30.078	30.797 +0.065	1'40.894 1'41.059	20	0.165
19	77 D. AEGERTER	SUI	Yamaha YZF R1	25.116	14.775 +0.059	30.149 +0.055	30.878	1'40.918 1'41.032	19	0.114
20	28 B. RAY	GBR	Yamaha YZF R1	25.136	14.831	30.077 +0.041	30.889	1'40.933 1'40.974	18	0.041
21	5 P. OETTL	GER	Yamaha YZF R1	25.170	14.883 +0.055	30.030 +0.116	30.937 +0.087	1'41.020 1'41.278	22	0.258
22	46 T. BRIDEWELL	GBR	Honda CBR1000 RR-R	25.162	14.861	30.134	30.988	1'41.145 1'41.145	21	
23	49 T. NAGASHIMA	JPN	Honda CBR1000 RR-R	25.215 +0.127	14.712 +0.011	30.265	31.110	1'41.302 1'41.440	23	0.138
24	75 I. LOPES	POR	Honda CBR1000 RR-R	25.306	14.918 +0.013	30.200	31.034	1'41.458 1'41.471	24	0.013
25	95 T. MACKENZIE	GBR	Honda CBR1000 RR-R	25.350	14.934	30.390	31.116	1'41.790 1'41.790	25	
26	91 L. BERNARDI	SMR	Yamaha YZF R1	25.433	14.997	30.466 +0.050	31.232 +0.009	1'42.128 1'42.187	26	0.059
27	33 K. RYDE	GBR	Yamaha YZF R1	25.467	15.068 +0.112	30.535	31.245 +0.077	1'42.315 1'42.504	27	0.189
Overall Ideal Time				24.797	14.511	29.475	30.284	1'39.067		

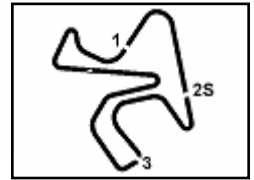
20/10/2024

These data/results cannot be reproduced, stored and/or transmitted in whole or in part by any manner of electronic, mechanical, photocopying, recording, broadcasting or otherwise now known or herein after developed without the previous express consent by the copyright owner, except for reproduction in daily press and regular printed publications on sale to the public within 60 days of the event related to those data/results and always provided that copyright symbol appears together as follows below.

© DORNA WSBK ORGANIZATION Srl 2024

FIGR PERUGIA TIMING





1° 22 A. LOWES [1'39.261]								7° 55 A. LOCATELLI [1'39.959]							
Lap	Seg1	Seg2	Seg3	Seg4	Lap Time	km/h	Local Time	Lap	Seg1	Seg2	Seg3	Seg4	Lap Time	km/h	Local Time
1								1							
2	42.339	15.489	31.195	31.427	2'00.450P	270,7	9:17'24.369	2	38.318	15.350	30.817	34.414	1'58.899P	265,4	9:17'24.959
3	28.388	15.159	30.459	30.801	1'44.807	274,0	9:19'09.176	3	25.324	14.782	30.165	31.739	1'42.010	272,0	9:19'06.969
4	24.970	14.532	29.475	30.284	1'39.261	276,8	9:20'48.437	4	25.018	14.778	29.942	30.576	1'40.314	272,0	9:20'47.283
5	24.865	14.542	29.646	30.436	1'39.489	277,5	9:22'27.926	5	24.896	14.721	29.875	30.467	1'39.959	274,7	9:22'27.242
6	24.955	14.693	31.849	30.565	1'42.062	275,4	9:24'09.988	6	25.057	14.918	30.034	30.850	1'40.859	271,3	9:24'08.101
7	24.865	14.608	29.567	30.352	1'39.392	276,8	9:25'49.380	7	25.065	14.890	30.159	30.860	1'40.974	272,0	9:25'49.075

2° 54 T. RAZGATLIOGLU [1'39.271]								8° 1 A. BAUTISTA [1'40.023]							
Lap	Seg1	Seg2	Seg3	Seg4	Lap Time	km/h	Local Time	Lap	Seg1	Seg2	Seg3	Seg4	Lap Time	km/h	Local Time
1								1							
2	32.562	15.081	31.171	31.200	1'50.014P	276,1	9:17'05.681	2	33.430	15.167	31.203	31.053	1'50.853P	273,4	9:17'06.331
3	25.439	14.801	30.000	30.931	1'41.171	279,6	9:18'46.852	3	25.227	14.511	30.314	30.694	1'40.746	283,2	9:18'47.077
4	24.879	14.574	29.525	30.449	1'39.427	278,9	9:20'26.279	4	25.297	14.588	30.065	30.527	1'40.477	284,7	9:20'27.554
5	24.899	14.550	29.510	30.312	1'39.271	281,0	9:22'05.550	5	25.228	14.555	29.990	30.464	1'40.237	284,7	9:22'07.791
6	24.817	14.658	29.732	30.428	1'39.635	280,3	9:23'45.185	6	25.021	14.546	30.044	30.565	1'40.176	284,7	9:23'47.967
7	24.895	14.677	29.707	30.495	1'39.774	278,9	9:25'24.959	7	25.019	14.595	30.045	30.364	1'40.023	286,1	9:25'27.990

3° 11 N. BULEGA [1'39.808]								9° 7 I. LECUONA [1'40.031]							
Lap	Seg1	Seg2	Seg3	Seg4	Lap Time	km/h	Local Time	Lap	Seg1	Seg2	Seg3	Seg4	Lap Time	km/h	Local Time
1								1							
2	32.244	15.797	31.217	31.223	1'50.481P	249,8	9:17'44.807	2	32.298	15.271	31.438	31.688	1'50.695P	272,7	9:17'02.846
3	25.326	14.656	30.114	30.933	1'41.029	278,2	9:19'25.836	3	25.115	14.764	30.224	30.983	1'41.086	273,4	9:18'43.932
4	25.093	14.635	29.845	30.685	1'40.258	278,2	9:21'06.094	4	25.285	14.977	30.068	30.601	1'40.931	276,8	9:20'24.863
5	25.053	14.678	29.971	30.624	1'40.326	278,9	9:22'46.420	5	25.020	14.704	29.901	31.531	1'41.156	277,5	9:22'06.019
6	24.938	14.661	29.815	30.394	1'39.808	277,5	9:24'26.228	6	24.963	14.773	29.778	30.603	1'40.117	273,4	9:23'46.136
7	24.992	14.617	29.793	30.577	1'39.979	278,9	9:26'06.207	7	24.878	14.752	29.812	30.589	1'40.031	273,4	9:25'26.167

4° 47 A. BASSANI [1'39.817]								10° 60 M. VAN DER MARK [1'40.120]							
Lap	Seg1	Seg2	Seg3	Seg4	Lap Time	km/h	Local Time	Lap	Seg1	Seg2	Seg3	Seg4	Lap Time	km/h	Local Time
1								1							
2	32.623	14.856	30.874	31.535	1'49.888P	279,6	9:16'58.544	2	32.238	15.096	31.272	31.338	1'49.944P	272,7	9:17'06.068
3	24.905	14.635	29.760	30.517	1'39.817	276,8	9:18'38.361	3	25.096	14.817	30.154	30.847	1'40.914	280,3	9:18'46.982
4	24.997	14.601	29.834	30.786	1'40.218	277,5	9:20'18.579	4	25.255	14.832	30.092	30.702	1'40.881	278,2	9:20'27.863
5	25.066	14.648	29.849	30.738	1'40.301	276,8	9:21'58.880	5	25.236	14.626	30.112	30.756	1'40.730	278,9	9:22'08.593
6	25.027	14.617	29.965	30.645	1'40.254	279,6	9:23'39.134	6	24.974	14.601	30.123	30.712	1'40.410	279,6	9:23'49.003
7	24.910	14.706	29.983	30.613	1'40.212	272,0	9:25'19.346	7	25.086	14.629	29.880	30.525	1'40.120	278,9	9:25'29.123

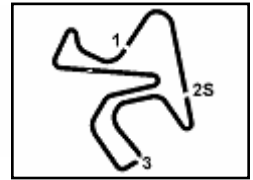
5° 65 J. REA [1'39.876]								11° 21 M. RINALDI [1'40.140]							
Lap	Seg1	Seg2	Seg3	Seg4	Lap Time	km/h	Local Time	Lap	Seg1	Seg2	Seg3	Seg4	Lap Time	km/h	Local Time
1								1							
2	35.055	15.502	31.616	31.119	1'53.292P	266,7	9:17'25.092	2	31.878	15.997	31.720	31.485	1'51.080P	256,8	9:17'38.693
3	25.241	14.813	30.574	34.504	1'45.132	273,4	9:19'10.224	3	25.383	14.833	30.132	30.845	1'41.193	274,7	9:19'19.886
4	24.797	14.745	29.691	30.643	1'39.876	271,3	9:20'50.100	4	25.073	14.740	30.013	30.706	1'40.532	276,1	9:21'00.418
5	24.867	14.671	29.710	30.643	1'39.891	272,0	9:22'29.991	5	25.113	14.675	29.794	30.666	1'40.248	276,8	9:22'40.666
6	32.980	15.346	30.299	32.984	1'51.609	266,7	9:24'21.600	6	25.028	14.767	32.430	33.988	1'46.213	276,8	9:24'26.879
7	25.021	14.881	29.908	30.841	1'40.651	269,3	9:26'02.251	7	25.079	14.712	29.792	30.557	1'40.140	276,8	9:26'07.019

6° 31 G. GERLOFF [1'39.928]								12° 29 A. IANNONE [1'40.155]							
Lap	Seg1	Seg2	Seg3	Seg4	Lap Time	km/h	Local Time	Lap	Seg1	Seg2	Seg3	Seg4	Lap Time	km/h	Local Time
1								1							
2	30.822	15.793	32.399	31.646	1'50.660P	271,3	9:16'55.091	2	33.183	16.368	33.661	34.819	1'58.031P	253,8	9:17'04.542
3	25.197	14.774	30.204	30.797	1'40.972	275,4	9:18'36.063	3	26.176	15.602	31.238	30.698	1'43.714	231,9	9:18'48.256
4	24.958	14.747	29.934	30.581	1'40.220	276,1	9:20'16.283	4	25.056	14.695	30.440	30.714	1'40.905	280,3	9:20'29.161
5	24.890	14.699	29.796	30.543	1'39.928	274,7	9:21'56.211	5	25.221	14.698	30.000	30.608	1'40.527	281,0	9:22'09.688
6	24.800	14.748	29.933	30.561	1'40.042	274,0	9:23'36.253	6	25.016	14.609	29.955	30.575	1'40.155	281,7	9:23'49.843
7	24.900	14.685	29.786	30.870	1'40.241	275,4	9:25'16.494	7	25.285	14.677	30.172	30.599	1'40.733	283,2	9:25'30.576

20/10/2024 P = Pits In/Out - C = Lap Time Cancelled

These data/results cannot be reproduced, stored and/or transmitted in whole or in part by any manner of electronic, mechanical, photocopying, recording, broadcasting or otherwise now known or herein after developed without the previous express consent by the copyright owner, except for reproduction in daily press and regular printed publications on sale to the public within 60 days of the event related to those data/results and always provided that copyright symbol appears together as follows below.

© DORNA WSBK ORGANIZATION Srl 2024



Jerez 4.423 m

Prometeon Spanish Round, 18-20 October 2024

Chronological Analysis Warm Up

2 / 3

13° 14 S. LOWES [1'40.300]								19° 77 D. AEGERTER [1'41.032]							
Lap	Seg1	Seg2	Seg3	Seg4	Lap Time	km/h	Local Time	Lap	Seg1	Seg2	Seg3	Seg4	Lap Time	km/h	Local Time
1								1							
2	34.292	16.188	31.703	31.506	1'53.689P	256,8	9:17'24.255	2	35.054	15.932	32.432	32.267	1'55.685P	265,4	9:17'35.262
3	25.479	14.913	30.214	30.727	1'41.333	273,4	9:19'05.588	3	25.654	14.874	30.495	31.055	1'42.078	269,3	9:19'17.340
4	25.152	14.841	30.111	30.730	1'40.834	272,7	9:20'46.422	4	25.116	14.834	30.204	30.878	1'41.032	269,3	9:20'58.372
5	25.023	14.726	29.934	30.617	1'40.300	275,4	9:22'26.722	5	25.187	14.825	30.149	31.003	1'41.164	269,3	9:22'39.536
6	30.715	14.988	30.227	30.805	1'46.735	272,0	9:24'13.457	6	25.176	14.775	30.172	31.178	1'41.301	271,3	9:24'20.837
7	24.970	14.811	29.899	30.747	1'40.427	274,0	9:25'53.884	7	29.819	16.815	32.133	31.994	1'50.761	270,0	9:26'11.598

14° 9 D. PETRUCCI [1'40.359]								20° 52 A. DELBIANCO [1'41.059]							
Lap	Seg1	Seg2	Seg3	Seg4	Lap Time	km/h	Local Time	Lap	Seg1	Seg2	Seg3	Seg4	Lap Time	km/h	Local Time
1								1							
2	33.231	15.357	31.566	31.224	1'51.378P	268,0	9:17'02.260	2	31.134	15.793	31.264	31.530	1'49.721P	268,0	9:16'58.777
3	25.028	14.791	30.491	31.155	1'41.465	277,5	9:18'43.725	3	25.266	14.802	30.244	30.866	1'41.178	276,1	9:18'39.955
4	25.393	14.971	29.948	30.709	1'41.021	276,8	9:20'24.746	4	25.401	14.753	30.269	30.797	1'41.220	274,7	9:20'21.175
5	24.935	14.787	29.862	30.775	1'40.359	276,1	9:22'05.105	5	25.302	14.817	30.078	30.862	1'41.059	272,7	9:22'02.234
6	26.232	14.776	29.961	30.795	1'41.764	279,6	9:23'46.869	6	25.285	14.947	30.275	30.921	1'41.428	270,7	9:23'43.662
7	25.001	14.743	30.000	30.736	1'40.480	278,9	9:25'27.349	7	39.485	14.951	34.758	32.434	2'01.628	272,7	9:25'45.290

15° 45 S. REDDING [1'40.397]								21° 46 T. BRIDEWELL [1'41.145]							
Lap	Seg1	Seg2	Seg3	Seg4	Lap Time	km/h	Local Time	Lap	Seg1	Seg2	Seg3	Seg4	Lap Time	km/h	Local Time
1								1							
2	32.806	15.560	31.110	31.332	1'50.808P	268,0	9:16'57.295	2	33.131	16.022	31.716	31.835	1'52.704P	259,2	9:16'59.712
3	25.199	14.788	29.841	30.685	1'40.513	272,7	9:18'37.808	3	25.384	14.932	30.280	31.191	1'41.787	264,2	9:18'41.499
4	24.949	14.709	30.084	30.777	1'40.519	274,7	9:20'18.327	4	25.162	14.861	30.134	30.988	1'41.145	264,2	9:20'22.644
5	24.941	14.754	29.937	30.765	1'40.397	272,0	9:21'58.724	5	31.698	19.186	30.684	31.277	1'52.845	245,9	9:22'15.489
6	24.957	14.756	30.434	30.770	1'40.917	272,0	9:23'39.641	6	25.291	15.015	30.225	31.171	1'41.702	266,1	9:23'57.191
7	25.224	14.919	30.063	31.016	1'41.222	272,7	9:25'20.863	7	25.391	14.887	30.395	31.268	1'41.941	269,3	9:25'39.132

16° 97 X. VIERGE [1'40.507]								22° 5 P. OETTL [1'41.278]							
Lap	Seg1	Seg2	Seg3	Seg4	Lap Time	km/h	Local Time	Lap	Seg1	Seg2	Seg3	Seg4	Lap Time	km/h	Local Time
1								1							
2	32.036	15.277	31.227	31.487	1'50.027P	262,3	9:17'06.609	2	31.192	15.235	31.538	31.459	1'49.424P	266,1	9:17'00.180
3	25.170	14.678	30.252	30.686	1'40.786	284,7	9:18'47.395	3	25.568	14.932	30.458	31.001	1'41.959	270,0	9:18'42.139
4	25.526	14.939	30.456	30.718	1'41.639	276,1	9:20'29.034	4	25.296	14.883	30.185	30.937	1'41.301	269,3	9:20'23.440
5	31.279	15.153	31.865	31.054	1'49.351	276,8	9:22'18.385	5	33.777	14.980	30.220	31.459	1'50.436	272,0	9:22'13.876
6	25.042	14.737	30.203	31.097	1'41.079	279,6	9:23'59.464	6	25.238	14.901	30.030	31.414	1'41.583	269,3	9:23'57.459
7	24.985	14.816	30.061	30.645	1'40.507	278,2	9:25'39.971	7	25.170	14.938	30.146	31.024	1'41.278	266,1	9:25'36.737

17° 53 T. RABAT [1'40.563]								23° 49 T. NAGASHIMA [1'41.440]							
Lap	Seg1	Seg2	Seg3	Seg4	Lap Time	km/h	Local Time	Lap	Seg1	Seg2	Seg3	Seg4	Lap Time	km/h	Local Time
1								1							
2	32.305	15.584	31.124	31.374	1'50.387P	270,7	9:16'57.822	2	31.422	15.038	31.443	31.459	1'49.362P	270,7	9:17'00.651
3	25.552	14.969	30.334	30.771	1'41.626	278,2	9:18'39.448	3	25.781	15.037	30.904	31.818	1'43.540	275,4	9:18'44.191
4	25.200	14.690	30.262	30.914	1'41.066	274,7	9:20'20.514	4	25.400	14.712	30.717	31.237	1'42.066	274,7	9:20'26.257
5	25.052	14.829	29.991	30.691	1'40.563	276,8	9:22'01.077	5	25.215	14.722	30.273	31.329	1'41.539	276,1	9:22'07.796
6	25.083	14.796	30.074	30.700	1'40.653	272,7	9:23'41.730	6	25.342	14.723	30.265	31.110	1'41.440	276,8	9:23'49.236
7	25.124	14.743	30.056	30.709	1'40.632	276,1	9:25'22.362	7	25.543	14.795	30.778	31.238	1'42.354	276,1	9:25'31.590

18° 28 B. RAY [1'40.974]								24° 75 I. LOPES [1'41.471]							
Lap	Seg1	Seg2	Seg3	Seg4	Lap Time	km/h	Local Time	Lap	Seg1	Seg2	Seg3	Seg4	Lap Time	km/h	Local Time
1								1							
2	32.744	15.262	31.469	31.507	1'50.982P	266,7	9:17'00.056	2	31.650	15.350	31.307	31.896	1'50.203P	269,3	9:17'03.456
3	25.353	15.012	30.342	31.124	1'41.831	268,0	9:18'41.887	3	25.739	15.130	30.835	31.440	1'43.144	266,7	9:18'46.600
4	25.136	14.831	30.118	30.889	1'40.974	269,3	9:20'22.861	4	25.552	14.918	30.726	31.229	1'42.425	270,0	9:20'29.025
5	34.034	15.056	30.149	30.989	1'50.228	270,0	9:22'13.089	5	26.604	15.102	30.461	31.272	1'43.439	268,7	9:22'12.464
6	25.181	14.938	30.077	30.969	1'41.165	268,0	9:23'54.254	6	25.322	14.985	30.306	31.081	1'41.694	266,1	9:23'54.158
7	25.538	16.105	30.781	31.247	1'43.671	243,7	9:25'37.925	7	25.306	14.931	30.200	31.034	1'41.471	269,3	9:25'35.629

20/10/2024 P = Pits In/Dut - C = Lap Time Cancelled

These data/results cannot be reproduced, stored and/or transmitted in whole or in part by any manner of electronic, mechanical, photocopying, recording, broadcasting or otherwise now known or herein after developed without the previous express consent by the copyright owner, except for reproduction in daily press and regular printed publications on sale to the public within 60 days of the event related to those data/results and always provided that copyright symbol appears together as follows below.

© DORNA WSBK ORGANIZATION Srl 2024

Prometeon Spanish Round, 18-20 October 2024

Chronological Analysis Warm Up

25° 95 T. MACKENZIE [1'41.790]							
Lap	Seg.1	Seg.2	Seg.3	Seg.4	Lap Time	km/h	Local Time
1							
2	35.805	18.874	36.382	2'07.366	3'38.427P	202,1	9:18'51.182
3	32.287	15.615	32.364	32.293	1'52.559P	265,4	9:20'43.741
4	25.552	15.043	30.711	31.265	1'42.571	264,8	9:22'26.312
5	33.647	15.178	30.747	31.376	1'50.948	268,7	9:24'17.260
6	25.350	14.934	30.390	31.116	1'41.790	270,0	9:25'59.050

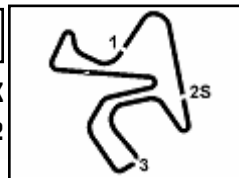
26° 91 L. BERNARDI [1'42.187]							
Lap	Seg.1	Seg.2	Seg.3	Seg.4	Lap Time	km/h	Local Time
1							
2	31.100	15.290	31.665	31.616	1'49.671P	266,1	9:17'00.579
3	25.795	15.094	30.784	31.271	1'42.944	268,7	9:18'43.523
4	25.500	15.116	30.692	31.607	1'42.915	262,3	9:20'26.438
5	25.557	15.056	30.512	31.400	1'42.525	268,7	9:22'08.963
6	25.433	14.997	30.516	31.241	1'42.187	267,4	9:23'51.150
7	25.591	15.022	30.466	31.232	1'42.311	268,0	9:25'33.461

27° 33 K. RYDE [1'42.504]							
Lap	Seg.1	Seg.2	Seg.3	Seg.4	Lap Time	km/h	Local Time
1							
2	32.230	15.401	32.945	32.462	1'53.038P	261,0	9:17'03.355
3	25.700	15.204	31.256	31.431	1'43.591	262,9	9:18'46.946
4	25.903	15.227	30.959	31.352	1'43.441	268,7	9:20'30.387
5	25.804	15.068	30.550	31.245	1'42.667	268,0	9:22'13.054
6	29.041	15.195	30.779	31.858	1'46.873	264,8	9:23'59.927
7	25.467	15.180	30.535	31.322	1'42.504	266,1	9:25'42.431

20/10/2024 P = Pits In/Out - C = Lap Time Cancelled

These data/results cannot be reproduced, stored and/or transmitted in whole or in part by any manner of electronic, mechanical, photocopying, recording, broadcasting or otherwise now known or herein after developed without the previous express consent by the copyright owner, except for reproduction in daily press and regular printed publications on sale to the public within 60 days of the event related to those data/results and always provided that copyright symbol appears together as follows below.

© DORNA WSBK ORGANIZATION Srl 2024



Jerez 4.423 m

Prometeon Spanish Round, 18-20 October 2024

Best Laps & Speeds

1 / 2

No.	Rider Bike	Nat	Best Lap		FP1		FP2		FP3		SP		RC1		WUP	
			LL	SPD	LL	SPD	LL	SPD	LL	SPD	LL	SPD	LL	SPD	LL	SPD
1	11 N. BULEGA Ducati Panigale V4R	ITA	1'37.596 83 279,6		1'39.744 20 278,9	1'39.741 18 278,9	1'39.552 12 279,6	1'37.596 7 279,6	1'39.371 20 278,9	1'39.808 6 278,9						
2	54 T. RAZGATLIOGLU BMW M 1000 RR	TUR	1'38.202 78 281,7		1'39.766 14 278,9	1'39.868 21 281,7	1'39.674 10 279,6	1'38.202 7 280,3	1'39.489 20 278,9	1'39.271 6 281,0						
3	22 A. LOWES Kawasaki ZX-10RR	GBR	1'38.302 70 281,7		1'40.569 10 274,0	1'40.167 17 275,4	1'39.798 11 278,2	1'38.302 6 279,6	1'40.232 20 281,7	1'39.261 6 277,5						
4	9 D. PETRUCCI Ducati Panigale V4R	ITA	1'38.354 59 281,0		1'40.448 19 281,0	1'39.820 19 276,1	1'39.966 9 278,9	1'38.354 6 278,9		1'40.359 6 279,6						
5	7 I. LECUONA Honda CBR1000 RR-R	ESP	1'38.591 77 280,3		1'40.241 16 274,0	1'40.706 17 275,4	1'39.254 12 272,7	1'38.591 6 271,3	1'40.022 20 280,3	1'40.031 6 277,5						
6	55 A. LOCATELLI Yamaha YZF R1	ITA	1'38.665 80 275,4		1'40.404 18 273,4	1'40.202 19 275,4	1'40.020 10 274,7	1'38.665 7 275,4	1'40.098 20 272,0	1'39.959 6 274,7						
7	97 X. VIERGE Honda CBR1000 RR-R	ESP	1'38.677 80 284,7		1'40.772 19 279,6	1'40.688 20 278,9	1'39.924 9 276,1	1'38.677 6 279,6	1'40.282 20 282,5	1'40.507 6 284,7						
8	60 M. VAN DER MARK BMW M 1000 RR	NED	1'38.680 85 282,5		1'40.811 17 278,2	1'39.940 22 278,9	1'40.250 12 279,6	1'38.680 8 278,9	1'40.466 20 282,5	1'40.120 6 280,3						
9	21 M. RINALDI Ducati Panigale V4R	ITA	1'38.750 69 282,5		1'40.519 21 276,1	1'39.591 19 277,5	1'40.059 12 277,5	1'38.750 6 276,1	1'40.229 5 282,5	1'40.140 6 276,8						
10	31 G. GERLOFF BMW M 1000 RR	USA	1'38.774 84 281,7		1'40.575 21 278,9	1'39.996 19 281,7	1'39.166 11 280,3	1'38.774 7 281,0	1'40.735 20 281,0	1'39.928 6 276,1						
11	29 A. IANNONE Ducati Panigale V4R	ITA	1'38.822 78 283,2		1'39.967 18 278,9	1'39.966 18 278,9	1'39.184 10 281,0	1'38.822 6 282,5	1'40.484 20 282,5	1'40.155 6 283,2						
12	45 S. REDDING BMW M 1000 RR	GBR	1'38.858 77 280,3		1'40.349 18 279,6	1'41.013 15 274,7	1'39.720 11 276,1	1'38.858 7 280,3	1'41.173 20 279,6	1'40.397 6 274,7						
13	77 D. AEGERTER Yamaha YZF R1	SUI	1'38.868 80 279,6		1'40.813 20 273,4	1'40.402 18 273,4	1'40.288 9 272,0	1'38.868 7 273,4	1'40.388 20 279,6	1'41.032 6 271,3						
14	47 A. BASSANI Kawasaki ZX-10RR	ITA	1'38.917 84 279,6		1'40.533 18 276,1	1'39.966 22 275,4	1'39.880 12 277,5	1'38.917 6 277,5	1'40.312 20 278,9	1'39.817 6 279,6						
15	1 A. BAUTISTA Ducati Panigale V4R	ESP	1'38.938 84 286,1		1'40.436 21 282,5	1'40.111 21 282,5	1'39.854 9 283,9	1'38.938 7 283,2	1'40.497 20 283,2	1'40.023 6 286,1						
16	65 J. REA Yamaha YZF R1	GBR	1'38.953 82 276,8		1'40.048 16 273,4	1'39.874 22 275,4	1'39.800 12 274,7	1'38.953 6 274,7	1'40.772 20 276,8	1'39.876 6 273,4						
17	14 S. LOWES Ducati Panigale V4R	GBR	1'39.019 86 276,8		1'40.347 20 276,8	1'40.036 20 276,1	1'40.931 12 276,1	1'39.019 8 275,4	1'41.120 20 276,8	1'40.300 6 275,4						
18	53 T. RABAT Kawasaki ZX-10RR	ESP	1'39.248 83 281,0		1'41.492 19 274,7	1'40.770 21 280,3	1'40.274 10 278,9	1'39.248 7 276,8	1'41.581 20 281,0	1'40.563 6 278,2						
19	28 B. RAY Yamaha YZF R1	GBR	1'39.273 77 274,7		1'41.615 18 271,3	1'40.915 17 269,3	1'40.130 10 271,3	1'39.273 6 273,4	1'41.113 20 274,7	1'40.974 6 270,0						
20	49 T. NAGASHIMA Honda CBR1000 RR-R	JPN	1'39.792 83 281,0		1'42.019 20 275,4	1'41.270 19 278,2	1'41.117 11 276,1	1'39.792 7 278,2	1'41.600 20 281,0	1'41.440 6 276,8						
21	52 A. DELBIANCO Yamaha YZF R1	ITA	1'39.945 68 276,1		1'42.433 18 275,4	1'41.409 8 273,4	1'41.371 9 271,3	1'39.945 7 274,7	1'41.532 20 274,7	1'41.059 6 276,1						
22	5 P. OETTL Yamaha YZF R1	GER	1'40.154 85 273,4		1'41.468 21 269,3	1'41.687 21 270,7	1'40.972 10 269,3	1'40.154 7 270,7	1'41.500 20 273,4	1'41.278 6 272,0						
23	95 T. MACKENZIE Honda CBR1000 RR-R	GBR	1'40.488 74 276,8		1'42.570 14 268,7	1'41.623 18 276,1	1'41.893 10 269,3	1'40.488 7 274,0	1'42.473 20 276,8	1'41.790 5 270,0						
24	46 T. BRIDEWELL Honda CBR1000 RR-R	GBR	1'40.643 50 276,1		1'42.390 14 269,3	1'42.248 12 270,7	1'41.658 12 272,0	1'40.643 6 272,7	276,1	1'41.145 6 269,3						
25	33 K. RYDE Yamaha YZF R1	GBR	1'41.008 66 275,4		1'42.315 14	1'41.647 13 268,0	1'42.301 6 259,8	1'41.008 7 268,7	1'42.366 20 275,4	1'42.504 6 268,7						

20/10/2024

These data/results cannot be reproduced, stored and/or transmitted in whole or in part by any manner of electronic, mechanical, photocopying, recording, broadcasting or otherwise now known or herein after developed without the previous express consent by the copyright owner, except for reproduction in daily press and regular printed publications on sale to the public within 60 days of the event related to those data/results and always provided that copyright symbol appears together as follows below.

© DORNA WSBK ORGANIZATION Srl 2024

FICR PERUGIA TIMING





Prometeon Spanish Round, 18-20 October 2024
Best Laps & Speeds

2 / 2

No.	Rider	Nat	Best Lap		FP1		FP2		FP3		SP		RC1		WUP	
			LL	SPD	LL	SPD	LL	SPD	LL	SPD	LL	SPD	LL	SPD	LL	SPD
26	75 I. LOPES	POR	1'41.164		1'42.428		1'42.053		1'41.284		1'41.164		1'42.074		1'41.471	
	Honda CBR1000 RR-R		79	276,8	17	268,7	22	270,0	11	268,7	3	266,1	20	276,8	6	270,0
27	91 L. BERNARDI	SMR	1'41.230		1'43.778		1'42.607		1'42.564		1'41.230		1'42.644		1'42.187	
	Yamaha YZF R1		82	272,0	17	267,4	22	268,7	10	268,0	7	266,7	20	272,0	6	268,7

20/10/2024

These data/results cannot be reproduced, stored and/or transmitted in whole or in part by any manner of electronic, mechanical, photocopying, recording, broadcasting or otherwise now known or herein after developed without the previous express consent by the copyright owner, except for reproduction in daily press and regular printed publications on sale to the public within 60 days of the event related to those data/results and always provided that copyright symbol appears together as follows below.

© DORNA WSBK ORGANIZATION Srl 2024

FICR PERUGIA TIMING



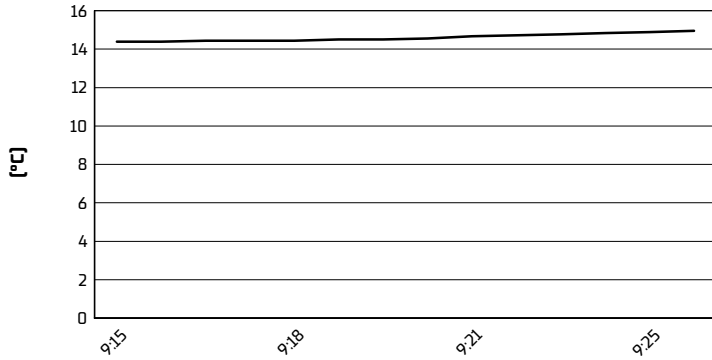


Jerez 4.423 m

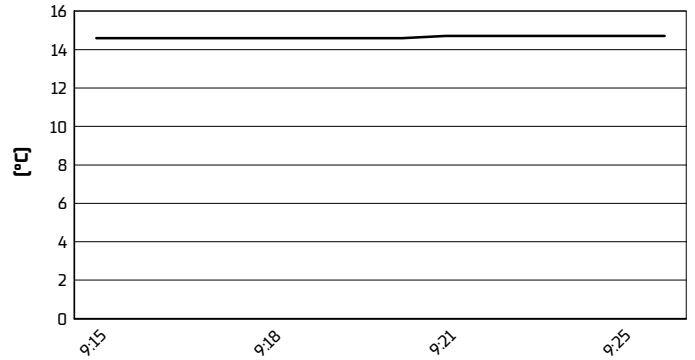
Prometeon Spanish Round, 18-20 October 2024
Weather Report Warm Up

Session started 09:15 - Session ended 9:26

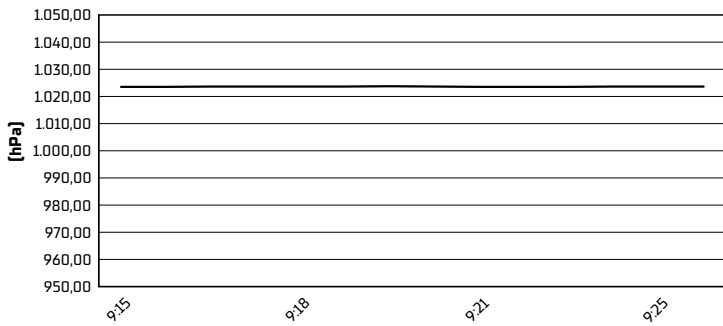
Air Temperature




Track Temperature



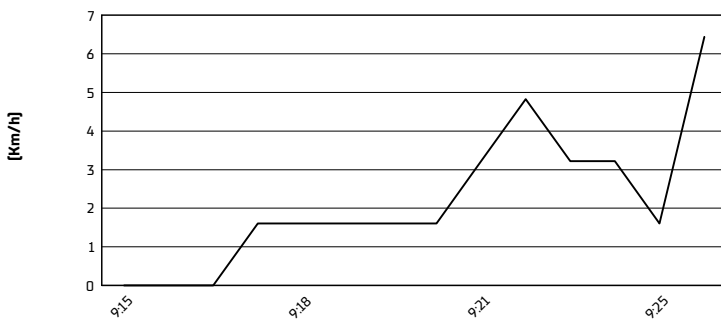
Air Pressure



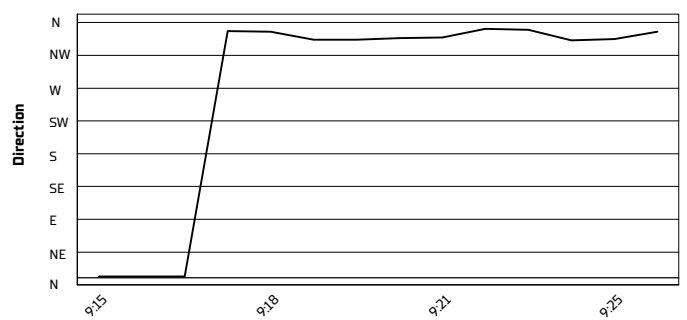
Humidity



Wind Speed



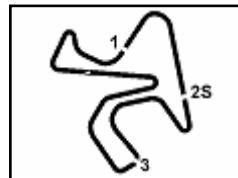
Wind Direction



20/10/2024

These data/results cannot be reproduced, stored and/or transmitted in whole or in part by any manner of electronic, mechanical, photocopying, recording, broadcasting or otherwise now known or herein after developed without the previous express consent by the copyright owner, except for reproduction in daily press and regular printed publications on sale to the public within 60 days of the event related to those data/results and always provided that copyright symbol appears together as follows below.

© DORNA WSBK ORGANIZATION Srl 2024



Jerez 4.423 m

Prometeon Spanish Round, 18-20 October 2024

Starting Grid - Tissot Superpole Race (10 Laps x 4,423 km = 44,230 km)

1	11	BULEGA N. Ducati	1'37.596	2	54	RAZGATLIOGLU T. BMW	1'38.202	3	22	LOWES A. Kawasaki	1'38.302
2	9	PETRUCCI D. Ducati	1'38.354	5	7	LECUONA I. Honda	1'38.591	6	55	LOCATELLI A. Yamaha	1'38.665
3	97	VIERGE X. Honda	1'38.677	8	60	VAN DER MARK M. BMW	1'38.680	9	21	RINALDI M. Ducati	1'38.750
4	31	GERLOFF G. BMW	1'38.774	11	29	IANNONE A. Ducati	1'38.822	12	45	REDDING S. BMW	1'38.858
5	77	AEGERTER D. Yamaha	1'38.868	14	47	BASSANI A. Kawasaki	1'38.917	15	1	BAUTISTA A. Ducati	1'38.938
6	65	REA J. Yamaha	1'38.953	17	14	LOWES S. Ducati	1'39.019	18	53	RABAT T. Kawasaki	1'39.248
7	28	RAY B. Yamaha	1'39.273	20	49	NAGASHIMA T. Honda	1'39.792	21	52	DELBIANCO A. Yamaha	1'39.945
8	5	OETTL P. Yamaha	1'40.154	23	95	MACKENZIE T. Honda	1'40.488	24	46	BRIDEWELL T. Honda	1'40.643
9	75	LOPES I. Honda	1'41.164	26	91	BERNARDI L. Yamaha	1'41.230				

N.33 (Ryde K.) will not take part in the race

20/10/2024 The Race Director

These data/results cannot be reproduced, stored and/or transmitted in whole or in part by any manner of electronic, mechanical, photocopying, recording, broadcasting or otherwise now known or herein after developed without the previous express consent by the copyright owner, except for reproduction in daily press and regular printed publications on sale to the public within 60 days of the event related to those data/results and always provided that copyright symbol appears together as follows below. © DORNA WSBK ORGANIZATION Srl 2024