



Prometeon Spanish Round, 18-20 October 2024
Results Race 1

Laps 17 = 75,191 Km - Time of Race 29'21.734 - Avg. 153,648 km/h

Pos	Grid	No. Rider	Nat	Team	Bike	Class	LL	Gap	Rel.	Fastest Lap	Speed	Qualifying	Speed
1	4	62 S. MANZI	ITA	Pata Yamaha Ten Kate Racing	Yamaha YZF R6		17			1'42.964	246,4	1'42.385	241,1
2	6	55 Y. MONTELLA	ITA	Barni Spark Racing Team	Ducati Panigale V2		17	1.971	1.971	1'43.089	247,0	1'42.416	247,6
3	1	99 A. HUERTAS	ESP	Aruba.it Racing WorldSSP Team	Ducati Panigale V2		17	3.793	1.822	1'43.053	250,4	1'42.115	244,8
4	3	23 M. SCHROETTER	GER	MV Agusta Reparto Corse	MV Agusta F3 800 RR		17	6.288	2.495	1'43.272	247,6	1'42.364	244,3
5	12	94 L. MAHIAS	FRA	GMT94 Yamaha	Yamaha YZF R6		17	6.581	0.293	1'43.317	243,2	1'42.749	240,0
6	7	69 T. BOOTH-AMOS	GBR	PTR Triumph	Triumph Street Triple RS 765		17	9.595	3.014	1'43.272	248,1	1'42.559	245,3
7	14	11 B. BENDSNEYDER	NED	MV Agusta Reparto Corse	MV Agusta F3 800 RR		17	10.334	0.739	1'43.249	248,7	1'42.845	240,5
8	9	17 J. MCPHEE	GBR	WRP by SKM-Triumph	Triumph Street Triple RS 765		17	11.382	1.048	1'43.432	248,7	1'42.669	243,2
9	13	5 N. ANTONELLI	ITA	Ecosantagata Althea Racing Team	Ducati Panigale V2		17	12.180	0.798	1'43.629	247,0	1'42.824	248,1
10	17	7 L. BALDASSARRI	ITA	WRP by SKM-Triumph	Triumph Street Triple RS 765		17	12.957	0.777	1'43.526	243,2	1'43.268	242,1
11	23	28 G. VAN STRAALEN	NED	Pata Yamaha Ten Kate Racing	Yamaha YZF R6		17	13.793	0.836	1'43.472	249,8	1'43.618	244,8
12	18	40 S. CORSI	ITA	Renzi Corse	Ducati Panigale V2	*	17	19.383	5.590	1'44.029	246,4	1'43.300	243,2
13	19	72 Y. RUIZ	ESP	VFT Racing Yamaha	Yamaha YZF R6		17	26.838	7.455	1'44.006	247,0	1'43.469	244,8
14	16	27 K. TOBA	JPN	PETRONAS MIE Racing Honda	Honda CBR600RR		17	26.903	0.065	1'44.363	248,1	1'42.966	244,8
15	20	89 K. BIN PAWI	MAS	PETRONAS MIE Racing Honda	Honda CBR600RR		17	26.970	0.067	1'44.299	246,4	1'43.491	245,3
16	22	77 M. PONS	ESP	Team Prodina AltoGo	Yamaha YZF R6	*	17	27.174	0.204	1'44.339	245,3	1'43.574	239,5
17	24	50 O. VOSTATEK	CZE	PTR Triumph	Triumph Street Triple RS 765		17	27.347	0.173	1'44.150	244,8	1'43.684	236,9
18	26	43 S. JESPERSEN	DEN	Ecosantagata Althea Racing Team	Ducati Panigale V2		17	38.615	11.268	1'44.872	245,3	1'43.992	242,6
19	21	71 T. EDWARDS	AUS	D34G Racing WorldSSP Team	Ducati Panigale V2	*	17	38.703	0.088	1'45.045	245,9	1'43.564	245,9
20	28	68 L. POWER	AUS	Motozoo ME AIR Racing	MV Agusta F3 800 RR	*	17	39.175	0.472	1'44.832	246,4	1'44.696	244,8
21	29	3 R. DE ROSA	ITA	QJMOTOR Factory Racing	QJMOTOR SRK 800 RR	*	17	39.541	0.366	1'44.673	244,8	1'45.082	238,4
22	30	29 G. MORENO	MEX	VIAMO Racing by MTM	Kawasaki ZX-6R		17	46.500	6.959	1'45.339	247,6	1'45.359	245,9
23	10	61 C. ONCU	TUR	Kawasaki Puccetti Racing	Kawasaki ZX-6R		16	1 Lap	1 Lap	1'42.742	247,6	1'42.711	247,6
24	5	64 F. CARICASULO	ITA	Motozoo ME AIR Racing	MV Agusta F3 800 RR		13	4 Laps	3 Laps	1'42.568	249,2	1'42.389	246,4
-----Not Classified-----													
RET	8	53 V. DEBISE	FRA	Evan Bros. WorldSSP Yamaha Team	Yamaha YZF R6		11	6 Laps		1'43.105	248,7	1'42.590	246,4
RET	27	33 M. GONZALEZ	ESP	EAB Racing Team	Ducati Panigale V2		9	8 Laps		1'44.351	245,9	1'44.352	244,8
RET	15	32 O. BAYLISS	AUS	D34G Racing WorldSSP Team	Ducati Panigale V2		9	8 Laps		1'43.781	248,7	1'42.897	242,6
RET	32	39 K. KEANKUM	THA	Yamaha Thailand Racing Team	Yamaha YZF R6		5	12 Laps		1'46.160	241,1	1'46.285	239,5
RET	33	91 F. FULIGNI	ITA	Orelac Racing Verdunatura	Ducati Panigale V2	*	5	12 Laps		1'45.652	247,0	1'44.957	244,3
RET	11	54 B. SOFUOGLU	TUR	Yamaha Thailand Racing Team	Yamaha YZF R6		4	13 Laps		1'43.490	246,4	1'42.742	240,0
RET	2	9 J. NAVARRO	ESP	Orelac Racing Verdunatura	Ducati Panigale V2		2	15 Laps		1'43.963	245,3	1'42.334	245,9
RET	25	73 J. CRETARO	ITA	PS Racing Team	Triumph Street Triple RS 765		2	15 Laps		1'44.547	243,7	1'43.762	241,1
RET	31	20 M. VAN DER VOORT	NED	MS Racing	Yamaha YZF R6		0				246,4	1'44.484	242,1

AIR	Humidity:	57%	Temp:	24°C
TRACK	Condition:	Dry	Temp:	31°C

Records	Pole [SP]	2019	R.Krummenacher	1'41.775	156,451 Km/h
	Race [RC1]	2023	N.Bulega	1'41.875	156,297 Km/h
	All Times [SP]	2019	R.Krummenacher	1'41.775	156,451 Km/h
Race Fastest Lap		Lap 9	F.Caricasulo	1'42.568	155,241 Km/h

LAP LEADERS				
No. Rider	From	To	Laps	Total
55 Y. MONTELLA	1	1	1	1
62 S. MANZI	2	17	16	16

TOTAL LEADER LAPS			
No. Rider	Laps		
55 Y. MONTELLA	153	68 L. POWER	4
99 A. HUERTAS	122	9 J. NAVARRO	2
62 S. MANZI	50	23 M. SCHROETTER	2
53 V. DEBISE	16	27 K. TOBA	1
66 N. TUULI	11	54 B. SOFUOGLU	1
71 T. EDWARDS	5	61 C. ONCU	1
7 L. BALDASSARRI	4	94 L. MAHIAS	1
28 G. VAN STRAALEN	4		

19/10/2024 Start 15:15 End 15:46 The results are provisional until the end of the time limit for protests and appeals and the completion of the technical checks.

These data/results cannot be reproduced, stored and/or transmitted in whole or in part by any manner of electronic, mechanical, photocopying, recording, broadcasting or otherwise now known or herein after developed without the previous express consent by the copyright owner, except for reproduction in daily press and regular printed publications on sale to the public within 60 days of the event related to those data/results and always provided that copyright symbol appears together as follows below.

© DORNA WSBK ORGANIZATION Srl 2024



Prometeon Spanish Round, 18-20 October 2024
Results Race 1

* WorldSSP Challenge

19/10/2024 Start End The results are provisional until the end of the time limit for protests and appeals
15:15 15:46 and the completion of the technical checks.

These data/results cannot be reproduced, stored and/or transmitted in whole or in part by any manner of electronic, mechanical, photocopying, recording, broadcasting or otherwise now known or herein after developed without the previous express consent by the copyright owner, except for reproduction in daily press and regular printed publications on sale to the public within 60 days of the event related to those data/results and always provided that copyright symbol appears together as follows below.

© DORNA WSBK ORGANIZATION Srl 2024



Prometeon Spanish Round, 18-20 October 2024
Results Race 1

Race Highlights

Time	No. Rider	Description
15.00.00		Sighting Lap Started
15.10.21	64 F. CARICASULO	#64 Will start the race from the back of the grid - Tyre Pressure Infringement
15.12.53		Warm Up Lap Started
15.15.33		Start of Session
15.16.34	20 M. VAN DER VOORT	#20 Crashed - Turn 6
15.17.14	69 T. BOOTH-AMOS	#69 Long Lap Penalty - Irresponsible Riding
15.17.31	20 M. VAN DER VOORT	#20 Not Actively Competing
15.17.56		No Jump Starts
15.18.37	54 B. SOFUOGLU	#54 Lap Time Cancelled (First Lap) - Yellow Flag - Turn 6
15.18.42	72 Y. RUIZ	#72 Lap Time Cancelled (First Lap) - Yellow Flag - Turn 6
15.20.01	73 J. CRETARO	#73 Crashed - Turn 6
15.20.34	73 J. CRETARO	#73 Not Actively Competing
15.20.41	9 J. NAVARRO	#9 Crashed - Turn 13
15.20.41	61 C. ONCU	#61 Crashed - Turn 13
15.21.04	61 C. ONCU	#61 Rejoined
15.21.10	9 J. NAVARRO	#9 Rejoined
15.21.14	9 J. NAVARRO	#9 Entered Pit Lane
15.21.16	64 F. CARICASULO	#64 Crashed - Turn 1
15.21.32	64 F. CARICASULO	#64 Rejoined
15.21.39	9 J. NAVARRO	#9 Not Actively Competing
15.22.08		Incident involving #9 & #61 in Turn 13 - Under Investigation
15.22.44	69 T. BOOTH-AMOS	#69 Long Lap Penalty Completed
15.22.59	64 F. CARICASULO	#64 Entered Pit Lane
15.23.01	32 O. BAYLISS	#32 Crashed - Turn 2
15.23.17	32 O. BAYLISS	#32 Rejoined
15.23.55	54 B. SOFUOGLU	#54 Crashed - Turn 10
15.24.35	33 M. GONZALEZ	#33 Lap Time Cancelled [1'44.901] - Yellow Flag - Turn 13
15.24.40	89 K. BIN PAWI	#89 Lap Time Cancelled [1'45.024] - Yellow Flag - Turn 13
15.24.45	71 T. EDWARDS	#71 Lap Time Cancelled [1'45.211] - Yellow Flag - Turn 13
15.24.50	68 L. POWER	#68 Lap Time Cancelled [1'45.118] - Yellow Flag - Turn 13
15.24.50	61 C. ONCU	#61 2X Long Lap Penalty - Irresponsible Riding
15.24.51	32 O. BAYLISS	#32 Entered Pit Lane
15.24.55	50 O. VOSTATEK	#50 Lap Time Cancelled [1'44.466] - Yellow Flag - Turn 13
15.25.00	43 S. JESPERSEN	#43 Lap Time Cancelled [1'45.142] - Yellow Flag - Turn 13
15.25.05	3 R. DE ROSA	#3 Lap Time Cancelled [1'45.565] - Yellow Flag - Turn 13
15.25.10	29 G. MORENO	#29 Lap Time Cancelled [1'45.293] - Yellow Flag - Turn 13
15.25.10	39 K. KEANKUM	#39 Crashed - Turn 2
15.25.11	91 F. FULIGNI	#91 Crashed - Turn 2
15.25.15	39 K. KEANKUM	#39 Lap Time Cancelled [1'46.302] - Yellow Flag - Turn 13
15.25.18	91 F. FULIGNI	#91 Not Actively Competing
15.25.25	39 K. KEANKUM	#39 Not Actively Competing
15.25.36	54 B. SOFUOGLU	#54 Not Actively Competing
15.25.49	61 C. ONCU	#61 Lap Time Cancelled [1'45.231] - Yellow Flag - Turn 1
15.25.55	39 K. KEANKUM	#39 Lap Time Cancelled [1'46.676] - Yellow Flag - Turn 1
15.26.10		Incident in turn 2 - To be reviewed after the race
15.27.19	39 K. KEANKUM	#39 Lap Time Cancelled [1'46.857] - Yellow Flag - Turn 2
15.27.23	61 C. ONCU	#61 Lap Time Cancelled [1'43.932] - Yellow Flag - Turn 2
15.27.27	64 F. CARICASULO	#64 Exited Pit Lane
15.28.06	61 C. ONCU	#61 1 of 2X Long Lap Penalty Completed
15.28.32	50 O. VOSTATEK	#50 Lap Time Cancelled [1'44.981] - Yellow Flag - Turn 10
15.28.37	71 T. EDWARDS	#71 Lap Time Cancelled [1'46.210] - Yellow Flag - Turn 10
15.28.42	43 S. JESPERSEN	#43 Lap Time Cancelled [1'45.568] - Yellow Flag - Turn 10
15.28.47	68 L. POWER	#68 Lap Time Cancelled [1'46.219] - Yellow Flag - Turn 10
15.28.52	3 R. DE ROSA	#3 Lap Time Cancelled [1'45.067] - Yellow Flag - Turn 10
15.28.57	29 G. MORENO	#29 Lap Time Cancelled [1'45.471] - Yellow Flag - Turn 10
15.29.02	39 K. KEANKUM	#39 Lap Time Cancelled [1'46.857] - Yellow Flag - Turn 10
15.29.07	61 C. ONCU	#61 Lap Time Cancelled [1'43.932] - Yellow Flag - Turn 10
15.29.51	64 F. CARICASULO	#64 Entered Pit Lane
15.30.01	61 C. ONCU	#61 2 of 2X Long Lap Penalty Completed
15.30.10	61 C. ONCU	#61 Lap Time Cancelled [1'43.888] - Yellow Flag - Turn 2

Start End The results are provisional until the end of the time limit for protests and appeals and the completion of the technical checks.

These data/results cannot be reproduced, stored and/or transmitted in whole or in part by any manner of electronic, mechanical, photocopying, recording, broadcasting or otherwise now known or herein after developed without the previous express consent by the copyright owner, except for reproduction in daily press and regular printed publications on sale to the public within 60 days of the event related to those data/results and always provided that copyright symbol appears together as follows below.

© DORNA WSBK ORGANIZATION Srl 2024



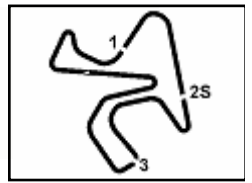
Prometeon Spanish Round, 18-20 October 2024
Results Race 1

15.30.51	64 F. CARICASULO	#64 Exited Pit Lane
15.31.16	33 M. GONZALEZ	#33 Crashed - Turn 13
15.31.22	32 O. BAYLISS	#32 Exited Pit Lane
15.31.42	33 M. GONZALEZ	#33 Rejoined
15.32.38	29 G. MORENO	#29 Lap Time Cancelled [1'45.999] - Yellow Flag - Turn 13
15.32.43	61 C. ONCU	#61 Lap Time Cancelled [1'44.525] - Yellow Flag - Turn 13
15.33.17	61 C. ONCU	#61 Entered Pit Lane
15.33.42	33 M. GONZALEZ	#33 Entered Pit Lane
15.34.28		2/3 of Race Distance Completed
15.34.39	33 M. GONZALEZ	#33 Retired
15.35.27	53 V. DEBISE	#53 Technical Problem - Rider is slowing down - Turn 2
15.35.52	61 C. ONCU	#61 Exited Pit Lane
15.36.48	53 V. DEBISE	#53 Entered Pit Lane
15.37.40	53 V. DEBISE	#53 Retired
15.40.15	32 O. BAYLISS	#32 Entered Pit Lane
15.41.54	32 O. BAYLISS	#32 Retired
15.42.40	9 J. NAVARRO	#9 Medical Centre
15.44.53		2024 WorldSSP World Champion: Huertas A.
15.46.18		Results Confirmed
15.46.49		End of Session

19/10/2024 Start End The results are provisional until the end of the time limit for protests and appeals and the completion of the technical checks.

These data/results cannot be reproduced, stored and/or transmitted in whole or in part by any manner of electronic, mechanical, photocopying, recording, broadcasting or otherwise now known or herein after developed without the previous express consent by the copyright owner, except for reproduction in daily press and regular printed publications on sale to the public within 60 days of the event related to those data/results and always provided that copyright symbol appears together as follows below.

© DORNA WSBK ORGANIZATION Srl 2024

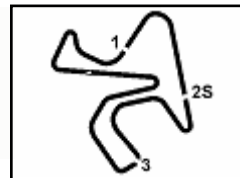


Prometeon Spanish Round, 18-20 October 2024
Riders Standings

	Points	Points From First	Points From Previous	February 25 PHILLIP ISLAND	March 24 BARCELONA	April 21 ASSEN	June 16 MISANO	July 14 DONINGTON PARK	July 21 MOST	August 11 PORTIMAO	September 8 MAGNY-COURS	September 22 CREMONA CIRCUIT	September 29 ARAGON	October 13 ESTORIL	October 20 JEREZ			
1 HUERTAS Adrian (ESP)	426			16 7	25 3 5	25 20 4 1	25 25 1 1	25 25 1 1	25 25 1 1	20 4 1 1	13 16 1 1	25 20 1 1	25 11 1 1	20 20 1 1	16 1			
2 MANZI Stefano (ITA)	390	36		20 2 4	20 25 4 3	20 1 2	16 13 3 3	20 13 3 3	16 20 3 3	16 20 3 3	20 3 3	20 25 3 3	20 20 2 3	16 25 3 2	25 2			
3 MONTELLA Yari (ITA)	374	52	16	25 25 1 1	13 13 1 1	9 2 2	20 20 2 2	16 20 2 2	13 16 2 2	25 25 2 2	10 25 2 2	16 2 2	13 25 2 2	25 2 3	20 3			
4 DEBISE Valentin (FRA)	218	208	156	11 11	11 11 7 7	16 6 7	13 16 6 5	11 8 5 5	20 13 5 4	10 16 4 4	6 4 4	11 4 5	16 13 4 4	16 4 4	16 4 4			
5 SCHROETTER Marcel (GER)	217	209	1	16 20 3 2	16 20 2 2	4 8 2 4	10 10 4 4	5 4 4	9 7 4 5	9 8 5 5	6 5 5	13 13 5 4	5 9 5 5	10 6 5 5	13 5			
6 CARICASULO Federico (ITA)	184	242	33	13 13 4 3	10 8 5 4	10 5 6	9 9 5 6	1 7 7	11 10 7 7	11 13 7 7	20 6 7	10 7 6	8 7 7 7	11 10 7 6	10 6			
7 NAVARRO Jorge (ESP)	182	244	2	9 4 7 10	9 9 7 9	9 5 8 9	11 11 7 7	13 16 6 6	11 13 6 6	8 11 6 6	9 6 6	11 16 6 6	7 6 6	7 6 6	7 6 6			
8 VAN STRAALEN Glenn (NED)	161	265	21		2 6 20 14	13 25 12 8	6 2 9 9	4 9 9 8	7 9 8 8	7 10 8 8	16 10 8 8		1 7 8 8	6 6 8 8	7 9 8 8	5 8		
9 MAHIAS Lucas (FRA)	146	280	15	7 9 9 7	16 11 8	7 9 10	1 10 10	6 6 10 10	10 10 11	8 11 9 9		10 10 11	10 8 10 10	13 13 9 9	11 9			
10 TUULI Niki (FIN)	118	308	28	2 18	20 23 24 15	16 12 11	7 8 12 11	7 10 12 11	6 8 11 10	6 9 10	25 8 9 9	7 6 9 9	2 9 9	10 10 10 10	10 10			
11 BOOTH-AMOS Thomas (GBR)	115	311	3	3 16	3 1 16 15	1 18 20	6 21 18	9 11 17 13	8 13 13	6 14 14	7 13 14 12	11 16 11 10	10 11 11	1 11 11	10 11			
12 SOFUOGLU Bahattin (TUR)	96	330	19	10 10 6 4	6 10 6 6	8 11 7 5		10 8 8				6 5 12 13	6 13 13	6 8 13 12	8 13 12			
13 ONCU Can (TUR)	92	334	4		8 7 13 13	7 14 12		1 4 16 15	5 6 14 14	5 9 13 13	11 7 12 11	8 13 12	9 5 12 12		13 13			
14 BAYLISS Oliver (AUS)	76	350	16	11 6 5 6	5 10 10		8 3 11 11	8 7 11 12	4 1 12 12	1 12 12	5 5 13 14	2 14 14	4 2 14 14	4 14 14	14 14			
15 MCPHEE John (GBR)	54	372	22	8 8 8 7	4 9 11	5 10 11				1 7 16 15	4 15 15	9 15 15			8 15 16			
16 CORSI Simone (ITA)	54	372	0			2 3 24 25	5 3 25 19	3 3 19 19	5 3 19 18	5 5 17 17		4 18 18	3 9 18 17	5 4 16 15	4 15			
17 ANTONELLI Niccolo (ITA)	43	383	11		7 14 15	1 13 16 14	7 15 13			3 15 15			3 17 17		2 7 18 18			
18 EDWARDS Tom (AUS)	40	386	3		4 11 20 14	4 17 17	5 16 16				9 2 15 16	5 16 16			17 17 17 17			
19 VOSTATEK Ondrej (CZE)	33	393	7	2 14 18	20 23 24 29				3 4 31 31			8 7 27 23		5 4 23 23				
20 BENDSNEYDER Bo (NED)	28	398	5											8 11 28 22	9 20			
21 BALDASSARRI Lorenzo (ITA)	28	398	0	7 13	14 15 18 20		2 20 22	2 2 20 20	1 3 20 20	4 19 19					1 20 20	6 20		
22 RUIZ Yeray (ESP)	24	402	4	5 5 11 12	5 3 12 12										3 3 21 21			
23 TOBA Kaito (JPN)	19	407	5			10 18				2 21 21	3 21 21			2 22 22	2 22 23			
24 SARMOON Anupab (THA)	13	413	6	4 1 12 15	18 19 16 18		3 2 18 19				2 21 22	1 23 23			23 24 23 24	24		
25 OTTAVIANI Luca (ITA)	12	414	1				5 4 25 22					3 24 24			24 25 24 25	25		

19/10/2024 First Line: Championship Standings - Second Line: Ranking Progression
 These data/results cannot be reproduced, stored and/or transmitted in whole or in part by any manner of electronic, mechanical, photocopying, recording, broadcasting or otherwise now known or herein after developed without the previous express consent by the copyright owner, except for reproduction in daily press and regular printed publications on sale to the public within 60 days of the event related to those data/results and always provided that copyright symbol appears together as follows below.
 © DORNA WSBK ORGANIZATION Srl 2024





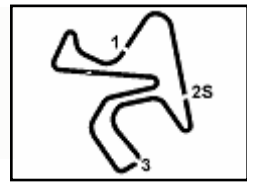
Jerez 4.423 m

Prometeon Spanish Round, 18-20 October 2024
Riders Standings

	Points	Points From First	Points From Previous	February 25 PHILLIP ISLAND	March 24 BARCELONA	April 21 ASSEN	June 16 MISANO	July 14 DONINGTON PARK	July 21 MOST	August 11 PORTIMAO	September 8 MAGNY-COURS	September 22 CREMONA CIRCUIT	September 29 ARAGON	October 13 ESTORIL	October 20 JEREZ			
26 BIESIEKIRSKI Piotr (POL)	10	416	2			4 26	1 27	27	27	28	28	1 29	1 27	3 25	26			
27 PEROLARI Corentin (FRA)	9	417	1									9 23	24	25	26	27		
28 DALLA PORTA Lorenzo (ITA)	9	417	0		1 23	2 21	28	28	29	30	2	4 23	24	25	26	27		
29 GOMEZ RUS Borja (ESP)	8	418	1									4 32	4 32	28	29	29		
30 SMITS Twan (NED)	6	420	2			6 22	22	24	24	25	25	26	27	28	29	30	30	
31 POWER Luke (AUS)	6	420	0			6 20	22	24	24	24	25	26	27	28	29	30	30	
32 TOPARIS Tom (AUS)	6	420	0	6 10	14	16	18	20	22	22	24	24	24	24	25	25	26	27
33 DIAZ Alvaro (ESP)	6	420	0									3 31	3 27	28	29	30	30	
34 ODENDAAL Steven (RSA)	5	421	1						2 32	2 29	29	30	30	31	32	32	32	33
35 FULIGNI Federico (ITA)	3	423	2				3 28	28	28	29	30	30	31	31	32	34	34	34
36 BRENNER Marcel (SUI)	3	423	0	3 13	16	19	21	22	27	28	28	28	28	29	30	30	31	31
37 BIN PAWI Khairul Idham (MAS)	3	423	0	1 15	20	23	25	27	30	32	32	32	32	33	33	33	33	33
38 PONS Miquel (ESP)	2	424	1										1 34	35	36	36	36	36
39 GIANNINI Gabriele (ITA)	1	425	1			1 30	32	32	32	32	33	33	33	33	33	35	36	38

19/10/2024 First Line: Championship Standings - Second Line: Ranking Progression
These data/results cannot be reproduced, stored and/or transmitted in whole or in part by any manner of electronic, mechanical, photocopying, recording, broadcasting or otherwise now known or herein after developed without the previous express consent by the copyright owner, except for reproduction in daily press and regular printed publications on sale to the public within 60 days of the event related to those data/results and always provided that copyright symbol appears together as follows below.
© DORNA WSBK ORGANIZATION Srl 2024





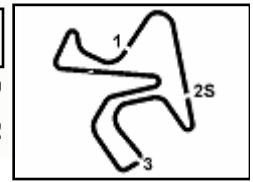
Jerez 4.423 m

Prometeon Spanish Round, 18-20 October 2024
Riders Standings

Points	Points From First	Points From Previous	WorldSSP Challenge																		
			March 24 BARCELONA	April 21 ASSEN	June 16 MISANO	July 14 DONINGTON PARK	July 21 MOST	August 11 PORTIMAO	September 8 MAGNY-COURS	September 22 CREMONA CIRCUIT	September 29 ARAGON	October 13 ESTORIL	October 20 JEREZ								
1	CORSI	54			2	3	5	3	3	5	3	5	4	3	9	5	4				
	Simone [ITA]				3	3	3	2	2	2	2	2	2	2	2	1	1	1			
2	EDWARDS	40	14	4	11	4	5	5	2	9	2	5	5	1	1	2	2	2			
	Tom [AUS]			1	1	1	1	1	1	1	2	1	1	1	1	2	2	2			
3	POWER	6	48	34	6	6	3	3	3	3	3	3	3	3	3	3	3	3			
	Luke [AUS]				2	2	2	3	3	3	3	3	3	3	3	3	3	3			
4	FULIGNI	3	51	3	3	3	4	4	4	4	4	4	4	4	4	4	4	4			
	Federico [ITA]				4	4	4	4	4	4	4	4	4	4	4	4	4	4			
5	PONS	2	52	1	2	2	5	5	5	5	5	5	5	5	5	5	5	5			
	Miquel [ESP]				5	5	5	5	5	5	5	5	5	5	5	5	5	5			
6	GIANNINI	1	53	1	1	4	5	5	5	5	5	5	5	5	6	6	6	6	6	6	6
	Gabriele [ITA]				4	5	5	5	5	5	5	5	5	5	6	6	6	6	6	6	6

19/10/2024 First Line: Championship Standings - Second Line: Ranking Progression
 These data/results cannot be reproduced, stored and/or transmitted in whole or in part by any manner of electronic, mechanical, photocopying, recording, broadcasting or otherwise now known or herein after developed without the previous express consent by the copyright owner, except for reproduction in daily press and regular printed publications on sale to the public within 60 days of the event related to those data/results and always provided that copyright symbol appears together as follows below.
 © DORNA WSBK ORGANIZATION Srl 2024





Jerez 4.423 m

Prometeon Spanish Round, 18–20 October 2024
Manufacturers Standings

	Points	Points From First	Points From Previous	February 25 PHILLIP ISLAND		March 24 BARCELONA		April 21 ASSEN		June 16 MISANO		July 14 DONINGTON PARK		July 21 MOST		August 11 PORTIMAO		September 8 MAGNY-COURS		September 22 CREMONA CIRCUIT		September 29 ARAGON		October 13 ESTORIL		October 20 JEREZ				
				1	2	1	2	1	2	1	2	1	2	1	2	1	2	1	2	1	2	1	2	1	2	1	2	1	2	
1	543			25	25	25	13	25	20	25	25	25	25	25	25	25	25	25	25	20	25	25	25	20	20					
				1	1	1	1	1	1	1	1	1	1	1	1	1	1	1	1	1	1	1	1	1	1	1				
2	449	94		20	11	20	25	20	25	16	16	20	13	20	20	16	20	16	20	20	25	20	20	16	25	25				
				2	3	3	2	2	2	2	2	2	2	2	2	2	2	2	2	2	2	2	2	2	2	2	2			
3	277	266	172	16	20	16	20	10	11	10	10	10	5	11	10	11	13	20	6	13	13	8	9	11	11	13				
				3	2	2	3	3	3	3	3	3	3	3	3	3	3	3	3	3	3	3	3	3	3	3	3			
4	176	367	101	9	8	9	9	9	5	2	6	9	11	8	4	4	7	7	13	11	16	10	5	4	10					
				4	4	4	4	4	4	4	4	4	4	4	4	4	4	4	4	4	4	4	4	4	4	4	4			
5	99	444	77	3		8	7	7		1	4	5	6	5	6	5	9	11	7	4	8	9	5							
				5	5	5	5	5	5	5	5	5	5	5	5	5	5	5	5	5	5	5	5	5	5	5	5			
6	27	516	72	1				10						2		1	9					2		2						
				6	6	6	6	6	6	6	6	6	6	6	6	6	6	6	6	6	6	6	6	6	6	6	6			

19/10/2024 First Line: Championship Standings - Second Line: Ranking Progression
 These data/results cannot be reproduced, stored and/or transmitted in whole or in part by any manner of electronic, mechanical, photocopying, recording, broadcasting or otherwise now known or herein after developed without the previous express consent by the copyright owner, except for reproduction in daily press and regular printed publications on sale to the public within 60 days of the event related to those data/results and always provided that copyright symbol appears together as follows below.
 © DORNA WSBK ORGANIZATION Srl 2024



Prometeon Spanish Round, 18-20 October 2024
Teams Standings

Jerez 4.423 m

1 / 2

		February 25 PHILLIP ISLAND	March 24 BARCELONA	April 21 ASSEN	June 16 MISANO	July 14 DONINGTON PARK	July 21 MOST	August 11 PORTIMAO	September 8 MAGNY-COURS	September 22 CREMONA CIRCUIT	September 29 ARAGON	October 13 ESTORIL	October 20 JEREZ					
1 Pata Yamaha Ten Kate Racing		551																
MANZI Stefano	390	20	20	25	20	16	13	20	13	16	20	16	20	20	25	16	25	25
VAN STRAALEN Glenn	161		2	6	13	25	6	2	4	9	7	9	7	10	16	10		
2 Aruba.it Racing WorldSSP Team		426 [-125]																
HUERTAS Adrian	426		16	25		25	20	25	25	25	20	4	13	16	25	20	25	11
3 Barni Spark Racing Team		374 [-177]																
MONTELLA Yari	374	25	25	13	13		9	20	20	16	20	13	16	25	25	10	25	16
4 MV Agusta Reparto Corse		327 [-224]																
SCHROETTER Marcel	217	16	20	16	20	4	8	10	10		5	9	7	9	8		6	13
SOFUOGLU Bahattin	82	10	10	6	10	8	11			10						6	5	6
BENDSNEYDER Bo	28																	8
5 Evan Bros. WorldSSP Yamaha Team		218 [-333]																
DEBISE Valentin	218		11	11	11	16		13	16	11	8	20	13	10	16	6		11
6 Motozoo ME AIR Racing		190 [-361]																
CARICASULO Federico	184	13	13	10	8	10		9	9		1	11	10	11	13	20		10
POWER Luke	6					6												
7 PTR Triumph		148 [-403]																
BOOTH-AMOS Thomas	115		3	3	1			6	9	11	8			6	7	13	11	16
VOSTATEK Ondrej	33	2									3	4				8	7	
8 Orelac Racing Verdnaturopa		147 [-404]																
NAVARRO Jorge	137						11	11	13	16		11	13		8	11		9
BALDASSARRI Lorenzo	7		7															11
FULIGNI Federico	3						3											
9 GMT94 Yamaha		146 [-405]																
MAHIAS Lucas	146	7	9		16	7		1		6	6	10		8	11		10	10
10 WRP by SKM-Triumph		121 [-430]																
MCPHEE John	54	8	8	4		5								1	7		4	9
NAVARRO Jorge	45	9	4	9	9	9	5											
BALDASSARRI Lorenzo	21							2		2	2	1	3	4				
ODENDAAL Steven	1																1	
11 EAB Racing Team		118 [-433]																
TUULI Niki	118		2				16	7	8	7	10	6	8	6		25	8	7
12 D34G Racing WorldSSP Team		116 [-435]																
BAYLISS Oliver	76	11	6		5		8	3	8	7	4	1		1	5	5		2
EDWARDS Tom	40			4	11		4		5					9	2	5		4
13 Kawasaki Puccetti Racing		92 [-459]																
ONCU Can	92		8	7		7			1	4	5	6	5	9	11	7		8
14 Renzi Corse		54 [-497]																
CORSI Simone	54			2	3		5	3	3		5	3	5				4	
15 Ecosantagata Althea Racing Team		53 [-498]																
ANTONELLI Niccolo	43		7		1	13		7					3			3		2
BIESIEKIRSKI Piotr	10				4	1								1		1		3
16 Yamaha Thailand Racing Team		33 [-518]																
SOFUOGLU Bahattin	14																6	8
SARMOON Anupab	13	4	1		3	2							2		1			
DIAZ Alvaro	6												3		3			
17 VFT Racing Yamaha		30 [-521]																
RUIZ Yeray	24	5	5	5	3													3

19/10/2024

These data/results cannot be reproduced, stored and/or transmitted in whole or in part by any manner of electronic, mechanical, photocopying, recording, broadcasting or otherwise now known or herein after developed without the previous express consent by the copyright owner, except for reproduction in daily press and regular printed publications on sale to the public within 60 days of the event related to those data/results and always provided that copyright symbol appears together as follows below.

© DORNA WSBK ORGANIZATION Srl 2024

FICR PERUGIA TIMING





Jerez 4.423 m
2 / 2

Prometeon Spanish Round, 18-20 October 2024 Teams Standings

		February 25 PHILLIP ISLAND	March 24 BARCELONA	April 21 ASSEN	June 16 MISANO	July 14 DONINGTON PARK	July 21 MOST	August 11 PORTIMAO	September 8 MAGNY-COURS	September 22 CREMONA CIRCUIT	September 29 ARAGON	October 13 ESTORIL	October 20 JEREZ		
DALLA PORTA Lorenzo	6							2	4						
18 Petronas MIE Racing Honda	22	[-529]													
TOBA Kaito	19			10				2		3			2		
BIN PAWI Khairul Idham	3	1							1					1	
19 Extreme Racing Service	12	[-539]													
OTTAVIANI Luca	12				5	4							3		
20 VIAMO Racing by MTM	11	[-540]													
GOMEZ RUS Borja	8											4		4	
BRENNER Marcel	3	3													
21 CBD Racing Honda France	9	[-542]													
PEROLARI Corentin	9									9					
22 Team Apreco	6	[-545]													
SMITS Twan	6			6											
23 Stop & Seal Racing	6	[-545]													
TOPARIS Tom	6	6													
24 WRP Racing	4	[-547]													
ODENDAAL Steven	4							2	2						
25 AltoGo Racing Team	3	[-548]													
DALLA PORTA Lorenzo	3		1	2											
26 Team Prodina AltoGo	3	[-548]													
PONS Miquel	2										2				
GIANNINI Gabriele	1			1											

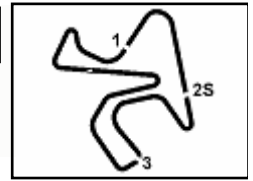
19/10/2024

These data/results cannot be reproduced, stored and/or transmitted in whole or in part by any manner of electronic, mechanical, photocopying, recording, broadcasting or otherwise now known or herein after developed without the previous express consent by the copyright owner, except for reproduction in daily press and regular printed publications on sale to the public within 60 days of the event related to those data/results and always provided that copyright symbol appears together as follows below.

© DORNA WSBK ORGANIZATION Srl 2024

FICR PERUGIA TIMING





Jerez 4.423 m

Prometeon Spanish Round, 18–20 October 2024
Pirelli Best Lap Award

	Points	Points From First	Points From Previous	February 25 PHILIP ISLAND	March 24 BARCELONA	April 21 ASSEN	June 16 MISANO	July 14 DONINGTON PARK	July 21 MIST	August 11 PORTIMAO	September 8 MAGNY-COURS	September 22 CREMONA CIRCUIT	September 29 ARAGON	October 13 ESTORIL	October 20 JEREZ			
1 HUERTAS Adrian (ESP)	6				1		1 1	1		1		1						
2 MANZI Stefano (ITA)	5	1							1 1		1		1		1			
3 MONTELLA Yari (ITA)	5	1	0	1				1		1		1		1				
4 CARICASULO Federico (ITA)	2	4	3			1										1		
5 DEBISE Valentin (FRA)	1	5	1										1					
6 ONCU Can (TUR)	1	5	0								1							
7 SOFUOGLU Bahattin (TUR)	1	5	0			1												
8 NAVARRO Jorge (ESP)	1	5	0		1													
9 SCHROETTER Marcel (GER)	1	5	0	1														

19/10/2024

First Line: Championship Standings - Second Line: Ranking Progression

These data/results cannot be reproduced, stored and/or transmitted in whole or in part by any manner of electronic, mechanical, photocopying, recording, broadcasting or otherwise now known or herein after developed without the previous express consent by the copyright owner, except for reproduction in daily press and regular printed publications on sale to the public within 60 days of the event related to those data/results and always provided that copyright symbol appears together as follows below.

© DORNA WSBK ORGANIZATION Srl 2024

FICR PERUGIA TIMING



Prometeon Spanish Round, 18-20 October 2024
Best Sectors & Speed Race 1

RESULTS			
1	62 S. MANZI	Yamaha YZF R6	Laps 17
2	55 Y. MONTELLA	Ducati Panigale V2	1.971
3	99 A. HUERTAS	Ducati Panigale V2	3.793
4	23 M. SCHROETTER	MV Agusta F3 800 RR	6.288
5	94 L. MAHIAS	Yamaha YZF R6	6.581
6	69 T. BOOTH-AMOS	Triumph Street Triple RS 765	9.595
7	11 B. BENDSNEYDER	MV Agusta F3 800 RR	10.334
8	17 J. MCPHEE	Triumph Street Triple RS 765	11.382
9	5 N. ANTONELLI	Ducati Panigale V2	12.180
10	7 L. BALDASSARRI	Triumph Street Triple RS 765	12.957
11	28 G. VAN STRAALEN	Yamaha YZF R6	13.793
12	40 S. CORSI	Ducati Panigale V2	19.383
13	72 Y. RUIZ	Yamaha YZF R6	26.838
14	27 K. TOBA	Honda CBR600RR	26.903
15	89 K. BIN PAWI	Honda CBR600RR	26.970
16	77 M. PONS	Yamaha YZF R6	27.174
17	50 D. VOSTATEK	Triumph Street Triple RS 765	27.347
18	43 S. JESPERSEN	Ducati Panigale V2	38.615
19	71 T. EDWARDS	Ducati Panigale V2	38.703
20	68 L. POWER	MV Agusta F3 800 RR	39.175
21	3 R. DE ROSA	QJMOTOR SRK 800 RR	39.541
22	29 G. MORENO	Kawasaki ZX-6R	46.500
23	61 C. ONCU	Kawasaki ZX-6R	1 Lap
24	64 F. CARICASULO	MV Agusta F3 800 RR	4 Laps
RET	53 V. DEBISE	Yamaha YZF R6	6 Laps
RET	33 M. GONZALEZ	Ducati Panigale V2	8 Laps
RET	32 D. BAYLISS	Ducati Panigale V2	8 Laps
RET	39 K. KEANKUM	Yamaha YZF R6	12 Laps
RET	91 F. FULIGNI	Ducati Panigale V2	12 Laps
RET	54 B. SOFUOGLU	Yamaha YZF R6	13 Laps
RET	9 J. NAVARRO	Ducati Panigale V2	15 Laps
RET	73 J. CRETARO	Triumph Street Triple RS 765	15 Laps
RET	20 M. VAN DER VOORT	Yamaha YZF R6	15 Laps

SPEED			
1	99 A. HUERTAS	Ducati Panigale V2	250,4
2	28 G. VAN STRAALEN	Yamaha YZF R6	249,8
3	64 F. CARICASULO	MV Agusta F3 800 RR	249,2
4	32 D. BAYLISS	Ducati Panigale V2	248,7
5	17 J. MCPHEE	Triumph Street Triple RS 765	248,7
6	53 V. DEBISE	Yamaha YZF R6	248,7
7	11 B. BENDSNEYDER	MV Agusta F3 800 RR	248,7
8	69 T. BOOTH-AMOS	Triumph Street Triple RS 765	248,1
9	27 K. TOBA	Honda CBR600RR	248,1
10	23 M. SCHROETTER	MV Agusta F3 800 RR	247,6
11	29 G. MORENO	Kawasaki ZX-6R	247,6
12	61 C. ONCU	Kawasaki ZX-6R	247,6
13	55 Y. MONTELLA	Ducati Panigale V2	247,0
14	5 N. ANTONELLI	Ducati Panigale V2	247,0
15	91 F. FULIGNI	Ducati Panigale V2	247,0
16	72 Y. RUIZ	Yamaha YZF R6	247,0
17	68 L. POWER	MV Agusta F3 800 RR	246,4
18	20 M. VAN DER VOORT	Yamaha YZF R6	246,4
19	40 S. CORSI	Ducati Panigale V2	246,4
20	89 K. BIN PAWI	Honda CBR600RR	246,4
21	54 B. SOFUOGLU	Yamaha YZF R6	246,4
22	62 S. MANZI	Yamaha YZF R6	246,4
23	71 T. EDWARDS	Ducati Panigale V2	245,9
24	33 M. GONZALEZ	Ducati Panigale V2	245,9
25	43 S. JESPERSEN	Ducati Panigale V2	245,3
26	9 J. NAVARRO	Ducati Panigale V2	245,3
27	77 M. PONS	Yamaha YZF R6	245,3
28	50 D. VOSTATEK	Triumph Street Triple RS 765	244,8
29	3 R. DE ROSA	QJMOTOR SRK 800 RR	244,8
30	73 J. CRETARO	Triumph Street Triple RS 765	243,7
31	7 L. BALDASSARRI	Triumph Street Triple RS 765	243,2
32	94 L. MAHIAS	Yamaha YZF R6	243,2
33	39 K. KEANKUM	Yamaha YZF R6	241,1

SEG. 1	
1	61 C. ONCU 25.300
2	62 S. MANZI 25.345
3	64 F. CARICASULO 25.357
4	99 A. HUERTAS 25.388
5	69 T. BOOTH-AMOS 25.474
6	55 Y. MONTELLA 25.483
7	53 V. DEBISE 25.484
8	28 G. VAN STRAALEN 25.504
9	23 M. SCHROETTER 25.509
10	54 B. SOFUOGLU 25.520
11	9 J. NAVARRO 25.527
12	17 J. MCPHEE 25.534
13	94 L. MAHIAS 25.537
14	7 L. BALDASSARRI 25.540
15	32 D. BAYLISS 25.551
16	5 N. ANTONELLI 25.578
17	11 B. BENDSNEYDER 25.584
18	50 D. VOSTATEK 25.647
19	33 M. GONZALEZ 25.654
20	72 Y. RUIZ 25.655
21	40 S. CORSI 25.657
22	73 J. CRETARO 25.704
23	27 K. TOBA 25.713
24	77 M. PONS 25.720
25	89 K. BIN PAWI 25.770
26	43 S. JESPERSEN 25.789
27	68 L. POWER 25.820
28	3 R. DE ROSA 25.865
29	71 T. EDWARDS 25.905
30	91 F. FULIGNI 25.985
31	29 G. MORENO 26.089
32	39 K. KEANKUM 26.237
33	20 M. VAN DER VOORT 35.076

SEG. 2	
1	53 V. DEBISE 15.293
2	64 F. CARICASULO 15.307
3	55 Y. MONTELLA 15.315
4	94 L. MAHIAS 15.326
5	17 J. MCPHEE 15.333
6	11 B. BENDSNEYDER 15.351
7	69 T. BOOTH-AMOS 15.362
8	23 M. SCHROETTER 15.369
9	99 A. HUERTAS 15.370
10	72 Y. RUIZ 15.379
11	61 C. ONCU 15.388
12	62 S. MANZI 15.396
13	54 B. SOFUOGLU 15.411
14	28 G. VAN STRAALEN 15.412
15	77 M. PONS 15.425
16	27 K. TOBA 15.455
17	32 D. BAYLISS 15.457
18	5 N. ANTONELLI 15.468
19	9 J. NAVARRO 15.471
20	7 L. BALDASSARRI 15.481
21	89 K. BIN PAWI 15.493
22	73 J. CRETARO 15.501
23	33 M. GONZALEZ 15.509
24	3 R. DE ROSA 15.510
25	40 S. CORSI 15.524
26	68 L. POWER 15.555
27	50 D. VOSTATEK 15.564
28	71 T. EDWARDS 15.645
29	43 S. JESPERSEN 15.667
30	29 G. MORENO 15.696
31	39 K. KEANKUM 15.755
32	91 F. FULIGNI 15.798
33	20 M. VAN DER VOORT 15.941

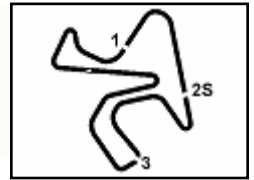
SEG. 3	
1	61 C. ONCU 30.238
2	64 F. CARICASULO 30.251
3	62 S. MANZI 30.328
4	11 B. BENDSNEYDER 30.371
5	99 A. HUERTAS 30.445
6	28 G. VAN STRAALEN 30.470
7	94 L. MAHIAS 30.472
8	53 V. DEBISE 30.482
9	17 J. MCPHEE 30.493
10	55 Y. MONTELLA 30.549
11	69 T. BOOTH-AMOS 30.554
12	54 B. SOFUOGLU 30.560
13	23 M. SCHROETTER 30.561
14	5 N. ANTONELLI 30.571
15	7 L. BALDASSARRI 30.581
16	9 J. NAVARRO 30.653
17	40 S. CORSI 30.665
18	32 D. BAYLISS 30.674
19	72 Y. RUIZ 30.696
20	50 D. VOSTATEK 30.734
21	77 M. PONS 30.741
22	27 K. TOBA 30.776
23	33 M. GONZALEZ 30.832
24	89 K. BIN PAWI 30.838
25	43 S. JESPERSEN 30.884
26	3 R. DE ROSA 30.978
27	68 L. POWER 30.981
28	71 T. EDWARDS 31.043
29	29 G. MORENO 31.130
30	91 F. FULIGNI 31.193
31	73 J. CRETARO 31.270
32	39 K. KEANKUM 31.592

SEG. 4	
1	64 F. CARICASULO 31.574
2	69 T. BOOTH-AMOS 31.585
3	55 Y. MONTELLA 31.635
4	99 A. HUERTAS 31.639
5	53 V. DEBISE 31.642
6	62 S. MANZI 31.673
7	61 C. ONCU 31.695
8	94 L. MAHIAS 31.708
9	7 L. BALDASSARRI 31.717
10	23 M. SCHROETTER 31.728
11	9 J. NAVARRO 31.731
12	11 B. BENDSNEYDER 31.782
13	17 J. MCPHEE 31.861
14	5 N. ANTONELLI 31.903
15	32 D. BAYLISS 31.908
16	28 G. VAN STRAALEN 31.917
17	89 K. BIN PAWI 31.934
18	54 B. SOFUOGLU 31.960
19	72 Y. RUIZ 31.979
20	73 J. CRETARO 32.001
21	40 S. CORSI 32.007
22	50 D. VOSTATEK 32.030
23	77 M. PONS 32.046
24	3 R. DE ROSA 32.090
25	33 M. GONZALEZ 32.093
26	27 K. TOBA 32.110
27	71 T. EDWARDS 32.144
28	29 G. MORENO 32.187
29	43 S. JESPERSEN 32.242
30	68 L. POWER 32.265
31	91 F. FULIGNI 32.441
32	39 K. KEANKUM 32.493

19/10/2024

These data/results cannot be reproduced, stored and/or transmitted in whole or in part by any manner of electronic, mechanical, photocopying, recording, broadcasting or otherwise now known or herein after developed without the previous express consent by the copyright owner, except for reproduction in daily press and regular printed publications on sale to the public within 60 days of the event related to those data/results and always provided that copyright symbol appears together as follows below.

© DORNA WSBK ORGANIZATION Srl 2024



Jerez 4.423 m

Prometeon Spanish Round, 18-20 October 2024
Lap Chart Race 1

1 / 4

		Lap																
		1	2	3	4	5	6	7	8	9	10	11	12	13	14	15	16	17
1	55	62	62	62	62	62	62	62	62	62	62	62	62	62	62	62	62	62
2	62	55	55	55	55	55	55	55	55	55	55	55	55	55	55	55	55	55
3	9	69	69	99	99	99	99	99	99	99	99	99	99	99	99	99	99	99
4	99	9	99	23	53	53	53	53	53	53	53	53	23	23	23	23	23	23
5	69	99	23	53	23	23	23	23	23	23	23	23	94	94	94	94	94	94
6	61	61	53	94	94	94	94	94	94	94	94	94	69	69	69	69	69	69
7	53	53	94	69	69	69	69	69	17	69	69	17	17	17	17	17	17	17
8	94	23	5	5	17	17	17	17	69	17	17	5	5	5	11	17	17	17
9	23	94	32	17	5	5	5	5	5	5	5	11	11	11	5	5	5	5
10	5	5	17	54	11	11	11	11	11	11	11	28	7	7	7	7	7	7
11	32	32	54	11	7	7	28	28	28	28	28	28	7	28	28	28	28	28
12	54	54	11	72	72	28	7	7	7	7	7	40	40	40	40	40	40	40
13	17	17	40	7	28	40	40	40	40	40	40	72	77	72	89	72	72	72
14	40	11	72	28	40	72	72	72	72	72	72	77	72	77	72	89	27	27
15	11	40	7	40	77	77	77	77	77	77	77	27	89	89	77	27	89	89
16	7	72	28	32	27	27	27	27	27	27	27	89	27	27	27	77	77	77
17	72	28	64	77	33	33	33	89	89	89	89	50	50	50	50	50	50	50
18	28	7	77	27	89	89	89	33	50	50	50	71	71	71	43	43	43	43
19	27	77	27	33	50	50	50	50	71	71	71	3	3	43	71	71	71	71
20	77	27	33	89	71	71	71	71	43	3	3	68	43	3	3	68	68	68
21	33	64	89	71	43	43	43	43	3	43	43	43	68	68	68	3	3	3
22	73	33	71	68	68	68	68	3	68	68	68	29	29	29	29	29	29	29
23	89	73	68	50	3	3	3	68	29	29	29	61	61	61	61	61	61	61
24	71	89	50	43	29	29	29	29	61	61	61	64	64					
25	64	71	43	3	39	61	61	61	33	64	64							
26	68	68	3	29	91	64	64	64	64									
27	43	43	29	39	61	32	32	32	32									
28	3	50	39	91	64													
29	50	3	91	61	32													
30	29	29	61	64														
31	39	39																
32	91	91																

Final Result		
1	62 S. MANZI	Laps 17
2	55 Y. MONTELLA	1.971
3	99 A. HUERTAS	3.793
4	23 M. SCHROETTER	6.288
5	94 L. MAHIAS	6.581
6	69 T. BOOTH-AMOS	9.595
7	11 B. BENDSNEYDER	10.334
8	17 J. MCPHEE	11.382
9	5 N. ANTONELLI	12.180
10	7 L. BALDASSARRI	12.957
11	28 G. VAN STRAALEN	13.793
12	40 S. CORSI	19.383
13	72 Y. RUIZ	26.838
14	27 K. TOBA	26.903
15	89 K. BIN PAWI	26.970
16	77 M. PONS	27.174
17	50 D. VOSTATEK	27.347
18	43 S. JESPERSEN	38.615
19	71 T. EDWARDS	38.703
20	68 L. POWER	39.175
21	3 R. DE ROSA	39.541
22	29 G. MORENO	46.500
23	61 C. ONCU	1 Lap
24	64 F. CARICASULO	4 Laps
RET	53 V. DEBISE	6 Laps
RET	33 M. GONZALEZ	8 Laps
RET	32 D. BAYLISS	8 Laps
RET	39 K. KEANKUM	12 Laps
RET	91 F. FULIGNI	12 Laps
RET	54 B. SOFUOGLU	13 Laps
RET	9 J. NAVARRO	15 Laps
RET	73 J. CRETARO	15 Laps
RET	20 M. VAN DER VOORT	

19/10/2024
These data/results cannot be reproduced, stored and/or transmitted in whole or in part by any manner of electronic, mechanical, photocopying, recording, broadcasting or otherwise now known or herein after developed without the previous express consent by the copyright owner, except for reproduction in daily press and regular printed publications on sale to the public within 60 days of the event related to those data/results and always provided that copyright symbol appears together as follows below.
© DORNA WSBK ORGANIZATION Srl 2024





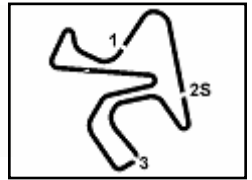
Jerez 4.423 m

3 / 4

Prometeon Spanish Round, 18-20 October 2024
Lap Chart Race 1

13	40	S.Corsi	11.988	6	69	T.Booth-Amos	8.459	3	99	A.Huertas	2.943
14	72	Y.Ruiz	13.817	7	17	J.McPhee	9.435	4	23	M.Schroetter	6.129
15	77	M.Pons	15.605	8	5	N.Antonelli	9.847	5	94	L.Mahias	6.790
16	27	K.Toba	15.994	9	11	B.Bendsneyder	10.053	6	69	T.Booth-Amos	9.312
17	89	K.Bin Pawi	16.319	10	7	L.Baldassarri	11.986	7	11	B.Bendsneyder	10.797
18	50	O.Vostatek	19.048	11	28	G.van Straalen	12.093	8	17	J.McPhee	11.401
19	71	T.Edwards	23.476	12	40	S.Corsi	15.216	9	5	N.Antonelli	12.012
20	3	R.De Rosa	24.026	13	77	M.Pons	20.121	10	7	L.Baldassarri	12.971
21	43	S.Jespersen	24.059	14	72	Y.Ruiz	20.288	11	28	G.van Straalen	13.337
22	68	L.Power	24.613	15	89	K.Bin Pawi	20.390	12	40	S.Corsi	18.877
23	29	G.Moreno	27.993	16	27	K.Toba	20.671	13	72	Y.Ruiz	25.627
24	61	C.Oncu		17	50	O.Vostatek	23.463	14	89	K.Bin Pawi	25.888
25	64	F.Caricasulo		18	71	T.Edwards	30.487	15	27	K.Toba	26.061
				19	3	R.De Rosa	30.692	16	77	M.Pons	26.194
				20	43	S.Jespersen	30.915	17	50	O.Vostatek	26.536
				21	68	L.Power	31.142	18	43	S.Jespersen	37.212
				22	29	G.Moreno	36.258	19	71	T.Edwards	37.271
				23	61	C.Oncu		20	68	L.Power	37.906
				24	64	F.Caricasulo		21	3	R.De Rosa	38.184
								22	29	G.Moreno	44.214
								23	61	C.Oncu	
Lap 11											
1	62	S.Manzi	19'01.575	1	62	S.Manzi	24'10.979	1	62	S.Manzi	29'21.734
2	55	Y.Montella	0.940	2	55	Y.Montella	2.179	2	55	Y.Montella	1.971
3	99	A.Huertas	1.847	3	99	A.Huertas	2.568	3	99	A.Huertas	3.793
4	53	V.Debise	2.837	4	23	M.Schroetter	5.909	4	23	M.Schroetter	6.288
5	23	M.Schroetter	4.841	5	94	L.Mahias	6.260	5	94	L.Mahias	6.581
6	94	L.Mahias	5.091	6	69	T.Booth-Amos	8.931	6	69	T.Booth-Amos	9.595
7	69	T.Booth-Amos	7.190	7	17	J.McPhee	10.196	7	11	B.Bendsneyder	10.334
8	17	J.McPhee	7.985	8	5	N.Antonelli	10.476	8	17	J.McPhee	11.382
9	5	N.Antonelli	8.365	9	11	B.Bendsneyder	10.650	9	5	N.Antonelli	12.180
10	11	B.Bendsneyder	8.519	10	7	L.Baldassarri	12.404	10	7	L.Baldassarri	12.957
11	28	G.van Straalen	10.326	11	28	G.van Straalen	12.924	11	28	G.van Straalen	13.793
12	7	L.Baldassarri	10.641	12	40	S.Corsi	16.335	12	40	S.Corsi	19.383
13	40	S.Corsi	12.917	13	72	Y.Ruiz	22.541	13	72	Y.Ruiz	26.838
14	72	Y.Ruiz	15.487	14	77	M.Pons	22.771	14	27	K.Toba	26.903
15	77	M.Pons	16.914	15	89	K.Bin Pawi	22.812	15	89	K.Bin Pawi	26.970
16	27	K.Toba	17.246	16	27	K.Toba	23.065	16	77	M.Pons	27.174
17	89	K.Bin Pawi	17.422	17	50	O.Vostatek	24.717	17	50	O.Vostatek	27.347
18	50	O.Vostatek	20.464	18	71	T.Edwards	32.904	18	43	S.Jespersen	38.615
19	71	T.Edwards	25.552	19	43	S.Jespersen	33.146	19	71	T.Edwards	38.703
20	3	R.De Rosa	25.904	20	3	R.De Rosa	33.472	20	68	L.Power	39.175
21	43	S.Jespersen	26.229	21	68	L.Power	33.706	21	3	R.De Rosa	39.541
22	68	L.Power	26.396	22	29	G.Moreno	39.240	22	29	G.Moreno	46.500
23	29	G.Moreno	30.586	23	61	C.Oncu					
24	61	C.Oncu									
25	64	F.Caricasulo									
Lap 12											
1	62	S.Manzi	20'44.772	1	62	S.Manzi	25'54.354	1	62	S.Manzi	25'54.354
2	55	Y.Montella	1.178	2	55	Y.Montella	2.219	2	55	Y.Montella	2.219
3	99	A.Huertas	1.866	3	99	A.Huertas	2.474	3	99	A.Huertas	2.474
4	23	M.Schroetter	5.097	4	23	M.Schroetter	6.082	4	23	M.Schroetter	6.082
5	94	L.Mahias	5.345	5	94	L.Mahias	6.682	5	94	L.Mahias	6.682
6	69	T.Booth-Amos	7.672	6	69	T.Booth-Amos	9.080	6	69	T.Booth-Amos	9.080
7	17	J.McPhee	8.520	7	17	J.McPhee	10.677	7	17	J.McPhee	10.677
8	5	N.Antonelli	9.020	8	11	B.Bendsneyder	11.059	8	11	B.Bendsneyder	11.059
9	11	B.Bendsneyder	9.248	9	5	N.Antonelli	11.331	9	5	N.Antonelli	11.331
10	28	G.van Straalen	10.862	10	7	L.Baldassarri	12.775	10	7	L.Baldassarri	12.775
11	7	L.Baldassarri	11.133	11	28	G.van Straalen	13.021	11	28	G.van Straalen	13.021
12	40	S.Corsi	13.905	12	40	S.Corsi	17.700	12	40	S.Corsi	17.700
13	72	Y.Ruiz	17.615	13	89	K.Bin Pawi	23.799	13	89	K.Bin Pawi	23.799
14	77	M.Pons	18.109	14	72	Y.Ruiz	23.818	14	72	Y.Ruiz	23.818
15	27	K.Toba	18.596	15	77	M.Pons	24.011	15	77	M.Pons	24.011
16	89	K.Bin Pawi	18.677	16	27	K.Toba	24.151	16	27	K.Toba	24.151
17	50	O.Vostatek	22.185	17	50	O.Vostatek	25.693	17	50	O.Vostatek	25.693
18	71	T.Edwards	27.775	18	43	S.Jespersen	35.378	18	43	S.Jespersen	35.378
19	3	R.De Rosa	28.107	19	71	T.Edwards	35.466	19	71	T.Edwards	35.466
20	68	L.Power	28.502	20	3	R.De Rosa	35.848	20	3	R.De Rosa	35.848
21	43	S.Jespersen	28.578	21	68	L.Power	36.057	21	68	L.Power	36.057
22	29	G.Moreno	33.290	22	29	G.Moreno	41.895	22	29	G.Moreno	41.895
23	61	C.Oncu		23	61	C.Oncu					
24	64	F.Caricasulo									
Lap 13											
1	62	S.Manzi	22'27.736	1	62	S.Manzi	27'37.871	1	62	S.Manzi	27'37.871
2	55	Y.Montella	1.685	2	55	Y.Montella	2.076	2	55	Y.Montella	2.076
3	99	A.Huertas	2.403								
4	23	M.Schroetter	5.405								
5	94	L.Mahias	5.817								
Lap 14											
Lap 15											
Lap 16											
Lap 17											

19/10/2024
These data/results cannot be reproduced, stored and/or transmitted in whole or in part by any manner of electronic, mechanical, photocopying, recording, broadcasting or otherwise now known or herein after developed without the previous express consent by the copyright owner, except for reproduction in daily press and regular printed publications on sale to the public within 60 days of the event related to those data/results and always provided that copyright symbol appears together as follows below.
© DORNA WSBK ORGANIZATION Srl 2024



Jerez 4.423 m

4 / 4

Prometeon Spanish Round, 18-20 October 2024
Lap Chart Race 1

Race Pace Comparison

	62 Man	55 Mon	99 Hue	23 Sch	94 Mah	69 Boo	11 Ben	17 McP	5 Ant	7 Bal	28 vSt	40 Cor	72 Rui	27 Tob
1	1'49.345	1'49.163	1'49.791	1'50.734	1'50.650	1'49.923	1'51.941	1'51.532	1'50.987	1'52.195	1'52.516	1'51.910	1'52.365	1'52.668
2	1'43.365	1'43.693	1'43.864	1'43.532	1'43.895	1'43.272	1'43.770	1'44.031	1'44.032	1'44.580	1'44.074	1'44.099	1'44.060	1'44.601
3	1'43.095	1'43.115	1'43.538	1'43.495	1'43.613	1'43.305	1'44.373	1'43.655	1'43.838	1'44.029	1'44.515	1'44.233	1'44.006	1'44.780
4	1'43.228	1'43.278	1'43.053	1'43.320	1'43.317	1'45.080	1'43.249	1'43.631	1'43.629	1'43.851	1'44.039	1'45.005	1'44.211	1'44.615
5	1'43.132	1'43.089	1'43.070	1'43.532	1'43.836	1'43.999	1'43.902	1'43.432	1'44.158	1'44.059	1'44.044	1'44.262	1'44.467	1'44.580
6	1'43.289	1'43.430	1'43.365	1'43.609	1'43.606	1'43.858	1'43.821	1'43.696	1'43.864	1'43.814	1'43.839	1'44.343	1'44.932	1'44.636
7	1'43.276	1'43.257	1'43.595	1'43.699	1'43.660	1'43.859	1'43.624	1'43.552	1'43.760	1'44.486	1'43.914	1'44.174	1'44.243	1'44.941
8	1'43.295	1'43.222	1'43.322	1'43.690	1'43.358	1'43.629	1'43.855	1'43.677	1'43.871	1'44.030	1'43.964	1'44.212	1'44.347	1'44.363
9	1'43.100	1'43.418	1'43.379	1'43.612	1'43.528	1'43.966	1'43.789	1'43.675	1'43.984	1'43.870	1'43.666	1'44.029	1'44.540	1'44.510
10	1'43.227	1'43.376	1'43.270	1'43.737	1'43.715	1'44.134	1'43.864	1'44.627	1'43.927	1'43.776	1'43.783	1'44.073	1'44.998	1'44.652
11	1'43.223	1'43.474	1'43.175	1'43.456	1'43.488	1'43.740	1'43.906	1'44.052	1'43.890	1'43.526	1'43.547	1'44.152	1'44.893	1'44.475
12	1'43.197	1'43.435	1'43.216	1'43.453	1'43.451	1'43.679	1'43.926	1'43.732	1'43.852	1'43.689	1'43.733	1'44.185	1'45.325	1'44.547
13	1'42.964	1'43.471	1'43.501	1'43.272	1'43.436	1'43.751	1'43.769	1'43.879	1'43.791	1'43.817	1'44.195	1'44.275	1'45.637	1'45.039
14	1'43.243	1'43.737	1'43.408	1'43.747	1'43.686	1'43.715	1'43.840	1'44.004	1'43.872	1'43.661	1'44.074	1'44.362	1'45.496	1'45.637
15	1'43.375	1'43.415	1'43.281	1'43.548	1'43.797	1'43.524	1'43.784	1'43.856	1'44.230	1'43.746	1'43.472	1'44.740	1'44.652	1'44.461
16	1'43.517	1'43.374	1'43.986	1'43.564	1'43.625	1'43.749	1'43.255	1'44.241	1'44.198	1'43.713	1'43.833	1'44.694	1'45.326	1'45.427
17	1'43.863	1'43.758	1'44.713	1'44.022	1'43.654	1'44.146	1'43.400	1'43.844	1'44.031	1'43.849	1'44.319	1'44.369	1'45.074	1'44.705

	89 Bin	77 Pon	50 Vos	43 Jes	71 Edw	68 Pow	3 DeR	29 Mar	61 Onc	64 Car	53 Deb	33 Gon	32 Bay	39 Kea
1	1'53.360	1'52.808	1'54.831	1'54.747	1'53.513	1'54.224	1'54.777	1'55.760	1'50.138	1'53.640	1'50.380	1'53.096	1'51.160	1'56.235
2	1'44.794	1'44.339	1'45.044	1'44.872	1'45.045	1'44.832	1'46.036	1'45.339	1'43.807	1'43.761	1'43.761	1'44.351	1'44.049	1'46.160
3	1'45.024	1'44.578	1'44.466	1'45.142	1'45.211	1'45.118	1'45.565	1'45.293	2'13.545	1'43.777	1'43.785	1'44.901	1'43.781	1'46.302
4	1'44.584	1'44.574	1'45.221	1'45.173	1'45.227	1'45.289	1'45.387	1'45.901	1'45.231	6'39.198	1'43.293	1'44.596	1'46.424	1'46.676
5	1'44.463	1'44.740	1'44.981	1'45.568	1'46.210	1'46.219	1'45.067	1'45.471	1'43.932	3'23.822	1'43.166	1'44.658	8'50.336	1'46.857
6	1'44.357	1'44.649	1'44.378	1'45.056	1'45.061	1'45.364	1'44.673	1'45.502	1'43.888	2'15.723	1'43.302	1'44.664	1'51.651	
7	1'44.623	1'44.875	1'44.150	1'45.015	1'45.091	1'45.298	1'45.000	1'45.604	1'46.559	1'43.476	1'43.105	1'44.867	1'44.992	
8	1'44.486	1'44.408	1'44.979	1'45.486	1'45.340	1'45.830	1'45.298	1'45.565	1'46.748	1'43.027	1'43.228	1'45.103	1'48.016	
9	1'44.299	1'44.508	1'44.629	1'45.520	1'45.635	1'45.312	1'45.127	1'45.999	1'44.525	1'42.568	1'43.384	2'15.444	1'44.709	
10	1'44.681	1'44.478	1'44.721	1'45.832	1'45.495	1'45.479	1'45.448	1'45.911	4'07.049	1'44.436	1'43.652			
11	1'44.326	1'44.532	1'44.639	1'45.393	1'45.299	1'45.006	1'45.101	1'45.816	1'51.087	1'43.279	1'43.356			
12	1'44.452	1'44.392	1'44.918	1'45.546	1'45.420	1'45.303	1'45.400	1'45.901	1'42.742	1'43.373				
13	1'44.677	1'44.976	1'44.242	1'45.301	1'45.676	1'45.604	1'45.549	1'45.932	1'43.047	1'54.564				
14	1'45.665	1'45.893	1'44.497	1'45.474	1'45.660	1'45.807	1'46.023	1'46.225	1'43.169					
15	1'44.362	1'44.615	1'44.351	1'45.607	1'45.937	1'45.726	1'45.751	1'46.030	1'43.060					
16	1'45.606	1'45.700	1'44.360	1'45.351	1'45.322	1'45.366	1'45.853	1'45.836	1'43.719					
17	1'44.945	1'44.843	1'44.674	1'45.266	1'45.295	1'45.132	1'45.220	1'46.149						

	91 FuF	54 Sof	9 Nav	73 Cre
1	1'56.407	1'51.371	1'49.620	1'53.276
2	1'48.485	1'44.100	1'43.963	1'44.547
3	1'45.730	1'44.279		
4	1'46.005	1'43.490		
5	1'45.652			

19/10/2024

These data/results cannot be reproduced, stored and/or transmitted in whole or in part by any manner of electronic, mechanical, photocopying, recording, broadcasting or otherwise now known or herein after developed without the previous express consent by the copyright owner, except for reproduction in daily press and regular printed publications on sale to the public within 60 days of the event related to those data/results and always provided that copyright symbol appears together as follows below.

© DORNA WSBK ORGANIZATION Srl 2024

FICR PERUGIA TIMING





Jerez 4.423 m

2 / 5
Prometeon Spanish Round, 18-20 October 2024
Chronological Analysis Race 1

Start at 15:15'24.882

Lap	Seg1	Seg2	Seg3	Seg4	Lap Time	km/h	Local Time
4	25.625	15.417	30.371	31.836	1'43.249	243,7	15:22'28.215
5	25.830	15.402	30.621	32.049	1'43.902	244,8	15:24'12.117
6	25.813	15.471	30.548	31.989	1'43.821	242,6	15:25'55.938
7	25.639	15.533	30.640	31.812	1'43.624	242,6	15:27'39.562
8	25.738	15.574	30.584	31.959	1'43.855	239,5	15:29'23.417
9	25.648	15.485	30.682	31.974	1'43.789	241,1	15:31'07.206
10	25.725	15.556	30.582	32.001	1'43.864	240,0	15:32'51.070
11	25.758	15.543	30.671	31.934	1'43.906	240,0	15:34'34.976
12	25.733	15.585	30.681	31.927	1'43.926	237,4	15:36'18.902
13	25.720	15.397	30.682	31.970	1'43.769	245,9	15:38'02.671
14	25.682	15.403	30.768	31.987	1'43.840	248,1	15:39'46.511
15	25.650	15.404	30.714	32.016	1'43.784	248,7	15:41'30.295
16	25.584	15.393	30.496	31.782	1'43.255	247,6	15:43'13.550
17	25.608	15.500	30.469	31.823	1'43.400	242,6	15:44'56.950

Race Time 29'32.068

8° 17 J. MCPHEE [1'43.432]							
Lap	Seg1	Seg2	Seg3	Seg4	Lap Time	km/h	Local Time
1		15.492	30.926	32.300	1'51.532	248,7	15:17'16.414
2	25.832	15.355	30.788	32.056	1'44.031	244,3	15:19'00.445
3	25.820	15.356	30.576	31.903	1'43.655	248,1	15:20'44.100
4	25.541	15.333	30.689	32.068	1'43.631	247,6	15:22'27.731
5	25.660	15.362	30.549	31.861	1'43.432	242,6	15:24'11.163
6	25.557	15.465	30.696	31.978	1'43.696	241,6	15:25'54.859
7	25.590	15.473	30.493	31.996	1'43.552	241,6	15:27'38.411
8	25.597	15.467	30.645	31.968	1'43.677	241,1	15:29'22.088
9	25.534	15.527	30.518	32.096	1'43.675	239,0	15:31'05.763
10	25.880	15.568	30.912	32.267	1'44.627	235,4	15:32'50.390
11	25.699	15.600	30.680	32.073	1'44.052	240,0	15:34'34.442
12	25.600	15.552	30.598	31.982	1'43.732	236,4	15:36'18.174
13	25.669	15.572	30.613	32.025	1'43.879	236,4	15:38'02.053
14	25.680	15.543	30.681	32.100	1'44.004	238,4	15:39'46.057
15	25.644	15.557	30.525	32.130	1'43.856	236,9	15:41'29.913
16	25.705	15.599	30.851	32.086	1'44.241	237,9	15:43'14.154
17	25.587	15.529	30.617	32.111	1'43.844	240,0	15:44'57.998

Race Time 29'33.116

9° 5 N. ANTONELLI [1'43.629]							
Lap	Seg1	Seg2	Seg3	Seg4	Lap Time	km/h	Local Time
1		15.530	30.995	31.991	1'50.987	247,0	15:17'15.869
2	25.816	15.498	30.815	31.903	1'44.032	245,3	15:18'59.901
3	25.670	15.573	30.682	31.913	1'43.838	244,8	15:20'43.739
4	25.578	15.468	30.571	32.012	1'43.629	244,3	15:22'27.368
5	25.712	15.492	30.813	32.141	1'44.158	244,3	15:24'11.526
6	25.659	15.534	30.717	31.954	1'43.864	245,3	15:25'55.390
7	25.690	15.487	30.650	31.933	1'43.760	245,3	15:27'39.150
8	25.743	15.535	30.624	31.969	1'43.871	244,3	15:29'23.021
9	25.755	15.498	30.739	31.992	1'43.984	244,8	15:31'07.005
10	25.727	15.533	30.665	32.002	1'43.927	243,7	15:32'50.932
11	25.685	15.528	30.711	31.966	1'43.890	244,3	15:34'34.822
12	25.744	15.531	30.662	31.915	1'43.852	244,8	15:36'18.674
13	25.615	15.487	30.785	31.904	1'43.791	245,3	15:38'02.465
14	25.690	15.507	30.730	31.945	1'43.872	244,8	15:39'46.337
15	25.605	15.514	30.696	32.415	1'44.230	244,8	15:41'30.567
16	25.759	15.567	30.867	32.005	1'44.198	244,8	15:43'14.765
17	25.788	15.567	30.729	31.947	1'44.031	244,3	15:44'58.796

Race Time 29'33.914

10° 7 L. BALDASSARRI [1'43.526]							
Lap	Seg1	Seg2	Seg3	Seg4	Lap Time	km/h	Local Time
1		15.535	31.312	32.203	1'52.195	243,2	15:17'17.077
2	25.723	15.481	31.280	32.096	1'44.580	242,1	15:19'01.657
3	25.720	15.572	30.878	31.859	1'44.029	240,5	15:20'45.686
4	25.728	15.500	30.703	31.920	1'43.851	241,6	15:22'29.537
5	25.682	15.609	30.886	31.882	1'44.059	239,5	15:24'13.596
6	25.589	15.605	30.712	31.908	1'43.814	239,5	15:25'57.410

19/10/2024

P = Pits In/Out - C = Lap Time Cancelled

These data/results cannot be reproduced, stored and/or transmitted in whole or in part by any manner of electronic, mechanical, photocopying, recording, broadcasting or otherwise now known or herein after developed without the previous express consent by the copyright owner, except for reproduction in daily press and regular printed publications on sale to the public within 60 days of the event related to those data/results and always provided that copyright symbol appears together as follows below.

© DORNA WSBK ORGANIZATION Srl 2024

FICR PERUGIA TIMING





Jerez 4.423 m

Prometeon Spanish Round, 18-20 October 2024 Chronological Analysis Race 1

Start at 15:15'24.882

3 / 5

Table with columns: Lap, Seg1, Seg2, Seg3, Seg4, Lap Time, km/h, Local Time. Row 10-17 showing race progress.

Race Time 29'48.572

14° 27 K. TOBA [1'44.363]

Table with columns: Lap, Seg1, Seg2, Seg3, Seg4, Lap Time, km/h, Local Time. Rows 1-17 for rider 27 K. TOBA.

Race Time 29'48.657

15° 89 K. BIN PAWI [1'44.299]

Table with columns: Lap, Seg1, Seg2, Seg3, Seg4, Lap Time, km/h, Local Time. Rows 1-17 for rider 89 K. BIN PAWI.

Race Time 29'48.704

16° 77 M. PONS [1'44.339]

Table with columns: Lap, Seg1, Seg2, Seg3, Seg4, Lap Time, km/h, Local Time. Rows 1-17 for rider 77 M. PONS.

17° 50 O. VOSTATEK [1'44.150]

Table with columns: Lap, Seg1, Seg2, Seg3, Seg4, Lap Time, km/h, Local Time. Rows 1-17 for rider 50 O. VOSTATEK.

Race Time 29'49.081

18° 43 S. JESPERSEN [1'44.872]

Table with columns: Lap, Seg1, Seg2, Seg3, Seg4, Lap Time, km/h, Local Time. Rows 1-17 for rider 43 S. JESPERSEN.

Race Time 30'00.349

19° 71 T. EDWARDS [1'45.045]

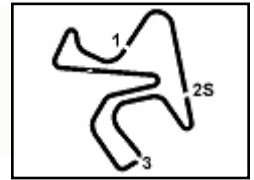
Table with columns: Lap, Seg1, Seg2, Seg3, Seg4, Lap Time, km/h, Local Time. Rows 1-17 for rider 71 T. EDWARDS.

19/10/2024 P = Pits In/Out - C = Lap Time Cancelled

These data/results cannot be reproduced, stored and/or transmitted in whole or in part by any manner of electronic, mechanical, photocopying, recording, broadcasting or otherwise now known or herein after developed without the previous express consent by the copyright owner, except for reproduction in daily press and regular printed publications on sale to the public within 60 days of the event related to those data/results and always provided that copyright symbol appears together as follows below.

© DORNA WSBK ORGANIZATION Srl 2024





Prometeon Spanish Round, 18-20 October 2024
Chronological Analysis Race 1

Start at 15:15'24.882

Race Time 16'21.680

RET 32 O. BAYLISS [1'43.781]							
Lap	Seg.1	Seg.2	Seg.3	Seg.4	Lap Time	km/h	Local Time
1		15.492	30.940	32.054	1'51.160	248,7	15:17'16.042
2	25.729	15.495	30.856	31.969	1'44.049	248,7	15:19'00.091
3	25.579	15.560	30.734	31.908	1'43.781	247,6	15:20'43.872
4	25.551	15.457	30.674	34.742	1'46.424	246,4	15:22'30.296
5	59.813	17.037	36.340	6'57.146	8'50.336P	211,4	15:31'20.632
6	32.496	15.926	30.949	32.280	1'51.651P	239,0	15:33'12.283
7	25.820	15.647	31.052	32.473	1'44.992	240,5	15:34'57.275
8	27.073	16.499	31.716	32.728	1'48.016	228,5	15:36'45.291
9	25.743	15.731	30.784	32.451	1'44.709	240,0	15:38'30.000
10	27.589	17.555	34.544			197,8	

Race Time 23'05.118

RET 39 K. KEANKUM [1'46.160]							
Lap	Seg.1	Seg.2	Seg.3	Seg.4	Lap Time	km/h	Local Time
1		15.933	32.292	32.737	1'56.235	241,1	15:17'21.117
2	26.270	15.805	31.592	32.493	1'46.160	236,9	15:19'07.277
3	26.237	15.755	31.596	32.714	1'46.302C	238,4	15:20'53.579
4	26.392	15.798	31.722	32.764	1'46.676C	235,4	15:22'40.255
5	26.499	15.825	31.614	32.919	1'46.857C	235,4	15:24'27.112
6							

Race Time 9'02.230

RET 91 F. FULIGNI [1'45.652]							
Lap	Seg.1	Seg.2	Seg.3	Seg.4	Lap Time	km/h	Local Time
1		15.930	31.844	33.632	1'56.407	247,0	15:17'21.289
2	26.422	15.854	33.567	32.642	1'48.485	244,8	15:19'09.774
3	25.985	15.909	31.193	32.643	1'45.730	241,6	15:20'55.504
4	26.015	16.256	31.243	32.491	1'46.005	232,9	15:22'41.509
5	26.065	15.798	31.348	32.441	1'45.652	243,2	15:24'27.161
6							

Race Time 9'02.279

RET 54 B. SOFUOGLU [1'43.490]							
Lap	Seg.1	Seg.2	Seg.3	Seg.4	Lap Time	km/h	Local Time
1		15.536	31.231	32.002	1'51.371C	246,4	15:17'16.253
2	25.752	15.420	30.826	32.102	1'44.100	245,3	15:19'00.353
3	25.752	15.478	31.089	31.960	1'44.279	244,8	15:20'44.632
4	25.520	15.419	30.560	31.991	1'43.490	243,7	15:22'28.122
5	25.770	15.411	30.606			243,2	

Race Time 7'03.240

RET 9 J. NAVARRO [1'43.963]							
Lap	Seg.1	Seg.2	Seg.3	Seg.4	Lap Time	km/h	Local Time
1		15.594	31.115	31.808	1'49.620	241,6	15:17'14.502
2	25.724	15.471	31.037	31.731	1'43.963	245,3	15:18'58.465
3	25.527	15.509	30.653			245,3	

Race Time 3'33.583

RET 73 J. CRETARD [1'44.547]							
Lap	Seg.1	Seg.2	Seg.3	Seg.4	Lap Time	km/h	Local Time
1		15.850	31.270	32.125	1'53.276	243,7	15:17'18.158
2	25.704	15.517	31.325	32.001	1'44.547	243,2	15:19'02.705
3	25.865	15.501				242,1	

Race Time 3'37.823

RET 20 M. VAN DER VOORT							
Lap	Seg.1	Seg.2	Seg.3	Seg.4	Lap Time	km/h	Local Time
1		15.941				246,4	

Race Time 8:45'1.8

19/10/2024 P = Pits In/Out - C = Lap Time Cancelled

These data/results cannot be reproduced, stored and/or transmitted in whole or in part by any manner of electronic, mechanical, photocopying, recording, broadcasting or otherwise now known or herein after developed without the previous express consent by the copyright owner, except for reproduction in daily press and regular printed publications on sale to the public within 60 days of the event related to those data/results and always provided that copyright symbol appears together as follows below.

© DORNA WSBK ORGANIZATION Srl 2024



Prometeon Spanish Round, 18-20 October 2024
Best Laps & Speeds

No.	Rider Bike	Nat	Best Lap		FP		SP		WUP1		RC1	
			LL	SPD	LL	SPD	LL	SPD	LL	SPD	LL	SPD
1	99 A. HUERTAS Ducati Panigale V2	ESP	1'42.115 55 250,4		1'43.528 15 245,9		1'42.115 18 244,8		1'43.046 5 244,8		1'43.053 17 250,4	
2	9 J. NAVARRO Ducati Panigale V2	ESP	1'42.334 39 248,1		1'43.197 17 246,4		1'42.334 15 245,9		1'42.756 5 248,1		1'43.963 2 245,3	
3	23 M. SCHROETTER MV Agusta F3 800 RR	GER	1'42.364 58 247,6		1'42.886 19 246,4		1'42.364 17 244,3		1'43.154 5 242,6		1'43.272 17 247,6	
4	62 S. MANZI Yamaha YZF R6	ITA	1'42.385 58 246,4		1'42.676 18 244,8		1'42.385 18 241,1		1'42.420 5 241,6		1'42.964 17 246,4	
5	64 F. CARICASULO MV Agusta F3 800 RR	ITA	1'42.389 51 249,2		1'42.494 17 249,2		1'42.389 16 246,4		1'43.160 5 247,6		1'42.568 13 249,2	
6	55 Y. MONTELLA Ducati Panigale V2	ITA	1'42.416 57 247,6		1'43.389 18 246,4		1'42.416 17 247,6		1'43.123 5 245,9		1'43.089 17 247,0	
7	61 C. ONCU Kawasaki ZX-6R	TUR	1'42.469 51 247,6		1'42.469 13 247,6		1'42.711 17 247,6		1'42.522 5 242,1		1'42.742 16 247,6	
8	69 T. BOOTH-AMOS Triumph Street Triple RS 765	GBR	1'42.559 54 248,1		1'43.062 16 243,2		1'42.559 16 245,3		1'43.341 5 241,1		1'43.272 17 248,1	
9	53 V. DEBISE Yamaha YZF R6	FRA	1'42.590 44 248,7		1'44.016 11 244,3		1'42.590 17 246,4		1'43.412 5 248,7		1'43.105 11 248,7	
10	17 J. MCPHEE Triumph Street Triple RS 765	GBR	1'42.669 55 248,7		1'42.973 16 244,3		1'42.669 17 243,2		1'43.288 5 245,3		1'43.432 17 248,7	
11	54 B. SOFUOGLU Yamaha YZF R6	TUR	1'42.742 40 246,4		1'43.354 17 243,7		1'42.742 14 240,0		1'43.605 5 239,0		1'43.490 4 246,4	
12	94 L. MAHIAS Yamaha YZF R6	FRA	1'42.749 54 244,3		1'42.875 16 244,3		1'42.749 16 240,0		1'42.999 5 240,0		1'43.317 17 243,2	
13	11 B. BENDSNEYDER MV Agusta F3 800 RR	NED	1'42.816 57 248,7		1'42.816 18 241,6		1'42.845 17 240,5		1'43.749 5 242,6		1'43.249 17 248,7	
14	5 N. ANTONELLI Ducati Panigale V2	ITA	1'42.824 58 248,1		1'43.663 19 246,4		1'42.824 17 248,1		1'44.051 5 245,3		1'43.629 17 247,0	
15	32 D. BAYLISS Ducati Panigale V2	AUS	1'42.897 48 248,7		1'43.869 18 245,3		1'42.897 16 242,6		1'42.959 5 246,4		1'43.781 9 248,7	
16	27 K. TOBA Honda CBR600RR	JPN	1'42.966 52 248,7		1'43.863 15 247,6		1'42.966 15 244,8		1'44.052 5 248,7		1'44.363 17 248,1	
17	7 L. BALDASSARRI Triumph Street Triple RS 765	ITA	1'43.205 56 243,2		1'43.205 18 240,0		1'43.268 16 242,1		1'43.494 5 239,0		1'43.526 17 243,2	
18	40 S. CORSI Ducati Panigale V2	ITA	1'43.300 57 246,4		1'44.250 19 246,4		1'43.300 16 243,2		1'43.651 5 243,7		1'44.029 17 246,4	
19	28 G. VAN STRAALEN Yamaha YZF R6	NED	1'43.370 57 249,8		1'44.282 20 242,1		1'43.618 15 244,8		1'43.370 5 241,6		1'43.472 17 249,8	
20	73 J. CRETARO Triumph Street Triple RS 765	ITA	1'43.467 44 243,7		1'43.871 19 241,6		1'43.762 18 241,1		1'43.467 5 239,5		1'44.547 2 243,7	
21	72 Y. RUIZ Yamaha YZF R6	ESP	1'43.469 51 247,0		1'43.997 17 247,0		1'43.469 12 244,8		1'43.583 5 243,7		1'44.006 17 247,0	
22	89 K. BIN PAWI Honda CBR600RR	MAS	1'43.491 53 246,4		1'43.891 16 244,8		1'43.491 15 245,3		1'44.125 5 243,7		1'44.299 17 246,4	
23	71 T. EDWARDS Ducati Panigale V2	AUS	1'43.564 57 245,9		1'44.965 17 245,3		1'43.564 18 245,9		1'44.768 5 244,8		1'45.045 17 245,9	
24	77 M. PONS Yamaha YZF R6	ESP	1'43.574 52 245,3		1'44.588 14 243,2		1'43.574 16 239,5		1'44.068 5 241,6		1'44.339 17 245,3	
25	50 O. VOSTATEK Triumph Street Triple RS 765	CZE	1'43.678 54 244,8		1'43.678 16 241,6		1'43.684 16 236,9		1'43.854 5 241,6		1'44.150 17 244,8	

19/10/2024
These data/results cannot be reproduced, stored and/or transmitted in whole or in part by any manner of electronic, mechanical, photocopying, recording, broadcasting or otherwise now known or herein after developed without the previous express consent by the copyright owner, except for reproduction in daily press and regular printed publications on sale to the public within 60 days of the event related to those data/results and always provided that copyright symbol appears together as follows below.
© DORNA WSBK ORGANIZATION Srl 2024





Jerez 4.423 m

2 / 2

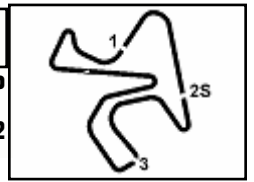
Prometeon Spanish Round, 18-20 October 2024
Best Laps & Speeds

No.	Rider Bike	Nat	Best Lap		FP		SP		WUP1		RC1								
			LL	SPD	LL	SPD	LL	SPD	LL	SPD	LL	SPD							LL
26	43 S. JESPERSEN Ducati Panigale V2	DEN	1'43.992		1'45.416		1'43.992		1'44.969		1'44.872								
			55	247,0	18	247,0	15	242,6	5	241,1	17	245,3							
27	3 R. DE ROSA QJMOTOR SRK 800 RR	ITA	1'44.048		1'44.048		1'45.082		1'44.882		1'44.673								
			47	244,8	17	243,2	8	238,4	5	242,6	17	244,8							
28	33 M. GONZALEZ Ducati Panigale V2	ESP	1'44.351		1'44.842		1'44.352		1'44.522		1'44.351								
			45	245,9	18	245,3	13	244,8	5	241,1	9	245,9							
29	20 M. VAN DER VOORT Yamaha YZF R6	NED	1'44.484		1'45.557		1'44.484					246,4							
			33	246,4	16	242,1	17	242,1											
30	68 L. POWER MV Agusta F3 800 RR	AUS	1'44.696		1'45.185		1'44.696		1'45.012		1'44.832								
			37	246,4	9	243,7	6	244,8	5	243,2	17	246,4							
31	91 F. FULIGNI Ducati Panigale V2	ITA	1'44.957		1'45.162		1'44.957		1'45.951		1'45.652								
			38	247,0	15	244,8	13	244,3	5	245,3	5	247,0							
32	29 G. MORENO Kawasaki ZX-6R	MEX	1'45.339		1'46.235		1'45.359		1'45.638		1'45.339								
			52	247,6	13	244,8	17	245,9	5	245,3	17	247,6							
33	39 K. KEANKUM Yamaha YZF R6	THA	1'46.160		1'49.064		1'46.285		1'46.198		1'46.160								
			35	241,1	7	236,4	18	239,5	5	240,0	5	241,1							

19/10/2024

These data/results cannot be reproduced, stored and/or transmitted in whole or in part by any manner of electronic, mechanical, photocopying, recording, broadcasting or otherwise now known or herein after developed without the previous express consent by the copyright owner, except for reproduction in daily press and regular printed publications on sale to the public within 60 days of the event related to those data/results and always provided that copyright symbol appears together as follows below.

© DORNA WSBK ORGANIZATION Srl 2024



Prometeon Spanish Round, 18-20 October 2024
Fastest Laps Race 1

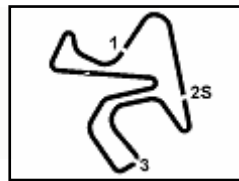
No.	Rider	Nat	Team	Bike	Class	Lap	Time	Gap
1	64 F. CARICASULO	ITA	Motozoo ME AIR Racing	MV Agusta F3 800 RR		9	1'42.568	
2	61 C. ONCU	TUR	Kawasaki Puccetti Racing	Kawasaki ZX-6R		12	1'42.742	0.174
3	62 S. MANZI	ITA	Pata Yamaha Ten Kate Racing	Yamaha YZF R6		13	1'42.964	0.396
4	99 A. HUERTAS	ESP	Aruba.it Racing WorldSSP Team	Ducati Panigale V2		4	1'43.053	0.485
5	55 Y. MONTELLA	ITA	Barni Spark Racing Team	Ducati Panigale V2		5	1'43.089	0.521
6	53 V. DEBISE	FRA	Evan Bros. WorldSSP Yamaha Team	Yamaha YZF R6		7	1'43.105	0.537
7	11 B. BENDSNEYDER	NED	MV Agusta Reparto Corse	MV Agusta F3 800 RR		4	1'43.249	0.681
8	69 T. BOOTH-AMOS	GBR	PTR Triumph	Triumph Street Triple RS 765		2	1'43.272	0.704
9	23 M. SCHROETTER	GER	MV Agusta Reparto Corse	MV Agusta F3 800 RR		13	1'43.272	0.704
10	94 L. MAHIAS	FRA	GMT94 Yamaha	Yamaha YZF R6		4	1'43.317	0.749
11	17 J. MCPHEE	GBR	WRP by SKM-Triumph	Triumph Street Triple RS 765		5	1'43.432	0.864
12	28 G. VAN STRAALEN	NED	Pata Yamaha Ten Kate Racing	Yamaha YZF R6		15	1'43.472	0.904
13	54 B. SOFUOGLU	TUR	Yamaha Thailand Racing Team	Yamaha YZF R6		4	1'43.490	0.922
14	7 L. BALDASSARRI	ITA	WRP by SKM-Triumph	Triumph Street Triple RS 765		11	1'43.526	0.958
15	5 N. ANTONELLI	ITA	Ecosantagata Althea Racing Team	Ducati Panigale V2		4	1'43.629	1.061
16	32 D. BAYLISS	AUS	D34G Racing WorldSSP Team	Ducati Panigale V2		3	1'43.781	1.213
17	9 J. NAVARRO	ESP	Orelac Racing Verdnatura	Ducati Panigale V2		2	1'43.963	1.395
18	72 Y. RUIZ	ESP	VFT Racing Yamaha	Yamaha YZF R6		3	1'44.006	1.438
19	40 S. CORSI	ITA	Renzi Corse	Ducati Panigale V2	*	9	1'44.029	1.461
20	50 D. VOSTATEK	CZE	PTR Triumph	Triumph Street Triple RS 765		7	1'44.150	1.582
21	89 K. BIN PAWI	MAS	PETRONAS MIE Racing Honda	Honda CBR600RR		9	1'44.299	1.731
22	77 M. PONS	ESP	Team Prodina AltoGo	Yamaha YZF R6	*	2	1'44.339	1.771
23	33 M. GONZALEZ	ESP	EAB Racing Team	Ducati Panigale V2		2	1'44.351	1.783
24	27 K. TOBA	JPN	PETRONAS MIE Racing Honda	Honda CBR600RR		8	1'44.363	1.795
25	73 J. CRETARO	ITA	PS Racing Team	Triumph Street Triple RS 765		2	1'44.547	1.979
26	3 R. DE ROSA	ITA	QJMOTOR Factory Racing	QJMOTOR SRK 800 RR	*	6	1'44.673	2.105
27	68 L. POWER	AUS	Motozoo ME AIR Racing	MV Agusta F3 800 RR	*	2	1'44.832	2.264
28	43 S. JESPERSEN	DEN	Ecosantagata Althea Racing Team	Ducati Panigale V2		2	1'44.872	2.304
29	71 T. EDWARDS	AUS	D34G Racing WorldSSP Team	Ducati Panigale V2	*	2	1'45.045	2.477
30	29 G. MORENO	MEX	VIAMO Racing by MTM	Kawasaki ZX-6R		2	1'45.339	2.771
31	91 F. FULIGNI	ITA	Orelac Racing Verdnatura	Ducati Panigale V2	*	5	1'45.652	3.084
32	39 K. KEANKUM	THA	Yamaha Thailand Racing Team	Yamaha YZF R6		2	1'46.160	3.592

* WorldSSP Challenge

19/10/2024

These data/results cannot be reproduced, stored and/or transmitted in whole or in part by any manner of electronic, mechanical, photocopying, recording, broadcasting or otherwise now known or herein after developed without the previous express consent by the copyright owner, except for reproduction in daily press and regular printed publications on sale to the public within 60 days of the event related to those data/results and always provided that copyright symbol appears together as follows below.

© DORNA WSBK ORGANIZATION Srl 2024

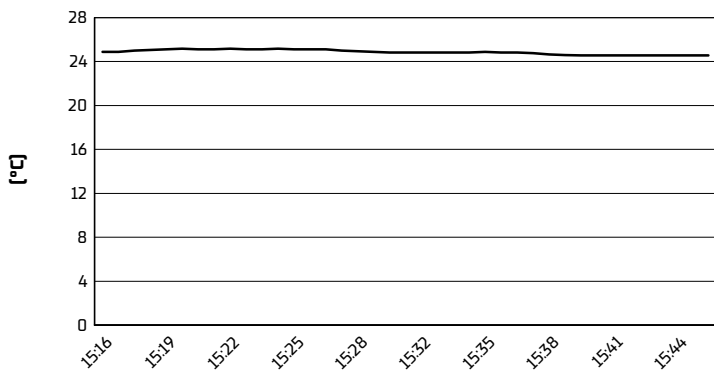


Jerez 4.423 m

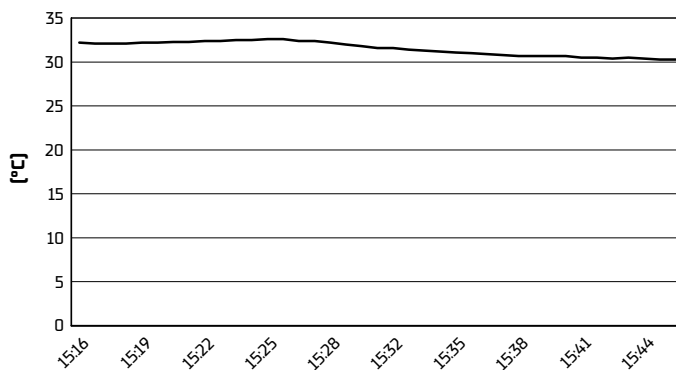
Prometeon Spanish Round, 18-20 October 2024
Weather Report Race 1

Session started 15:16 - Session ended 15:46


Air Temperature



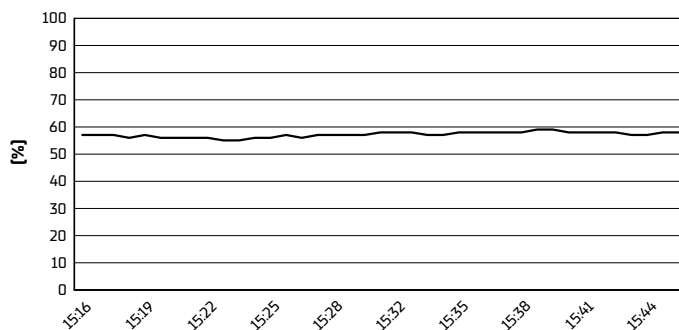
Track Temperature



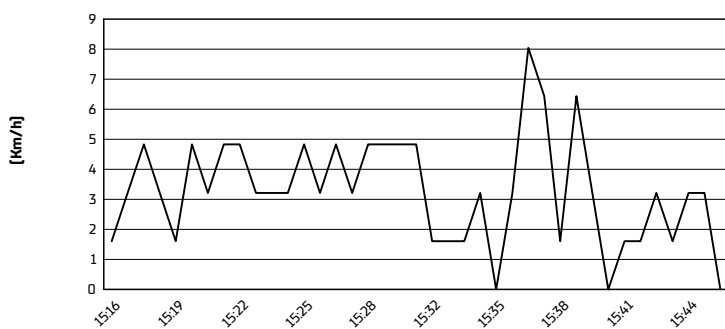
Air Pressure



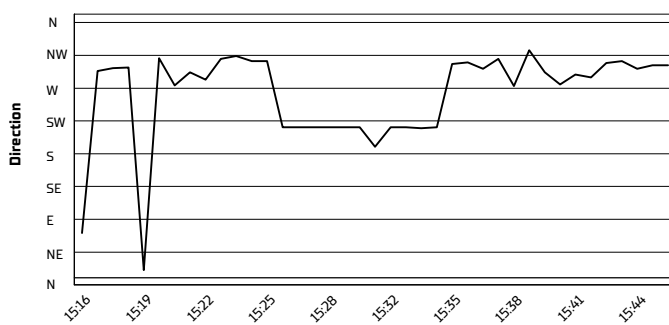
Humidity



Wind Speed



Wind Direction



19/10/2024

These data/results cannot be reproduced, stored and/or transmitted in whole or in part by any manner of electronic, mechanical, photocopying, recording, broadcasting or otherwise now known or herein after developed without the previous express consent by the copyright owner, except for reproduction in daily press and regular printed publications on sale to the public within 60 days of the event related to those data/results and always provided that copyright symbol appears together as follows below.

© DORNA WSBK ORGANIZATION Srl 2024



Jerez 4.423 m

Prometeon Spanish Round, 18-20 October 2024
Provisional Starting Grid - Race 2 (17 Laps x 4,423 km = 75,191 km)

1	1	64 CARICASULO F. MV Agusta 1'42.568 RC1	2	61 ONCU C. Kawasaki 1'42.742 RC1	3	62 MANZI S. Yamaha 1'42.964 RC1
2	4	99 HUERTAS A. Ducati 1'43.053 RC1	5	55 MONTELLA Y. Ducati 1'43.089 RC1	6	53 DEBISE V. Yamaha 1'43.105 RC1
3	7	11 BENDSNEYDER B. MV Agusta 1'43.249 RC1	8	69 BOOTH-AMOS T. Triumph 1'43.272 RC1	9	23 SCHROETTER M. MV Agusta 1'43.272 RC1
4	10	9 NAVARRO J. Ducati 1'42.334 SP	11	17 MCPHEE J. Triumph 1'42.669 SP	12	54 SOFUOGLU B. Yamaha 1'42.742 SP
5	13	94 MAHIAS L. Yamaha 1'42.749 SP	14	5 ANTONELLI N. Ducati 1'42.824 SP	15	32 BAYLISS O. Ducati 1'42.897 SP
6	16	27 TOBA K. Honda 1'42.966 SP	17	7 BALDASSARRI L. Triumph 1'43.268 SP	18	40 CORSI S. Ducati 1'43.300 SP
7	19	72 RUIZ Y. Yamaha 1'43.469 SP	20	89 BIN PAWI K. Honda 1'43.491 SP	21	71 EDWARDS T. Ducati 1'43.564 SP
8	22	77 PONS M. Yamaha 1'43.574 SP	23	28 VAN STRAALEN G. Yamaha 1'43.618 SP	24	50 VOSTATEK O. Triumph 1'43.684 SP
9	25	73 CRETARO J. Triumph 1'43.762 SP	26	43 JESPERSEN S. Ducati 1'43.992 SP	27	33 GONZALEZ M. Ducati 1'44.352 SP
10	28	20 VAN DER VOORT M. Yamaha 1'44.484 SP	29	68 POWER L. MV Agusta 1'44.696 SP	30	91 FULIGNI F. Ducati 1'44.957 SP
11	31	3 DE ROSA R. QJMOTOR 1'45.082 SP	32	29 MORENO G. Kawasaki 1'45.359 SP	33	39 KEANKUM K. Yamaha 1'46.285 SP