



**Prometeon Spanish Round, 18-20 October 2024**  
**Results Tissot Superpole**

No.	Rider	Nat	Team	Bike	Class	Time	Gap	Rel.	Laps	Speed	
										Avg	Max
1	<b>99</b> A. HUERTAS	ESP	Aruba.it Racing WorldSSP Team	Ducati Panigale V2		<b>1'42.115</b>			18	155,930	<b>244,8</b>
2	<b>9</b> J. NAVARRO	ESP	Orelac Racing Verdnatura	Ducati Panigale V2		<b>1'42.334</b>	0.219	0.219	15	155,596	<b>245,9</b>
3	<b>23</b> M. SCHROETTER	GER	MV Agusta Reparto Corse	MV Agusta F3 800 RR		<b>1'42.364</b>	0.249	0.030	17	155,551	<b>244,3</b>
4	<b>62</b> S. MANZI	ITA	Pata Yamaha Ten Kate Racing	Yamaha YZF R6		<b>1'42.385</b>	0.270	0.021	18	155,519	<b>241,1</b>
5	<b>64</b> F. CARICASULO	ITA	Motozoo ME AIR Racing	MV Agusta F3 800 RR		<b>1'42.389</b>	0.274	0.004	16	155,513	<b>246,4</b>
6	<b>55</b> Y. MONTELLA	ITA	Barni Spark Racing Team	Ducati Panigale V2		<b>1'42.416</b>	0.301	0.027	17	155,472	<b>247,6</b>
7	<b>69</b> T. BOOTH-AMOS	GBR	PTR Triumph	Triumph Street Triple RS 765		<b>1'42.559</b>	0.444	0.143	16	155,255	<b>245,3</b>
8	<b>53</b> V. DEBISE	FRA	Evan Bros. WorldSSP Yamaha Team	Yamaha YZF R6		<b>1'42.590</b>	0.475	0.031	17	155,208	<b>246,4</b>
9	<b>17</b> J. MCPHEE	GBR	WRP by SKM-Triumph	Triumph Street Triple RS 765		<b>1'42.669</b>	0.554	0.079	17	155,089	<b>243,2</b>
10	<b>61</b> C. ONCU	TUR	Kawasaki Puccetti Racing	Kawasaki ZX-6R		<b>1'42.711</b>	0.596	0.042	17	155,025	<b>247,6</b>
11	<b>54</b> B. SOFUOGLU	TUR	Yamaha Thailand Racing Team	Yamaha YZF R6		<b>1'42.742</b>	0.627	0.031	14	154,978	<b>240,0</b>
12	<b>94</b> L. MAHIAS	FRA	GMT94 Yamaha	Yamaha YZF R6		<b>1'42.749</b>	0.634	0.007	16	154,968	<b>240,0</b>
13	<b>5</b> N. ANTONELLI	ITA	Ecosantagata Althea Racing Team	Ducati Panigale V2		<b>1'42.824</b>	0.709	0.075	17	154,855	<b>248,1</b>
14	<b>11</b> B. BENDSNEYDER	NED	MV Agusta Reparto Corse	MV Agusta F3 800 RR		<b>1'42.845</b>	0.730	0.021	17	154,823	<b>240,5</b>
15	<b>32</b> O. BAYLISS	AUS	D34G Racing WorldSSP Team	Ducati Panigale V2		<b>1'42.897</b>	0.782	0.052	16	154,745	<b>242,6</b>
16	<b>27</b> K. TOBA	JPN	PETRONAS MIE Racing Honda	Honda CBR600RR		<b>1'42.966</b>	0.851	0.069	15	154,641	<b>244,8</b>
17	<b>7</b> L. BALDASSARRI	ITA	WRP by SKM-Triumph	Triumph Street Triple RS 765		<b>1'43.268</b>	1.153	0.302	16	154,189	<b>242,1</b>
18	<b>40</b> S. CORSI	ITA	Renzi Corse	Ducati Panigale V2	*	<b>1'43.300</b>	1.185	0.032	16	154,141	<b>243,2</b>
19	<b>72</b> Y. RUIZ	ESP	VFT Racing Yamaha	Yamaha YZF R6		<b>1'43.469</b>	1.354	0.169	12	153,890	<b>244,8</b>
20	<b>89</b> K. BIN PAWI	MAS	PETRONAS MIE Racing Honda	Honda CBR600RR		<b>1'43.491</b>	1.376	0.022	15	153,857	<b>245,3</b>
21	<b>71</b> T. EDWARDS	AUS	D34G Racing WorldSSP Team	Ducati Panigale V2	*	<b>1'43.564</b>	1.449	0.073	18	153,748	<b>245,9</b>
22	<b>77</b> M. PONS	ESP	Team Prodina AltoGo	Yamaha YZF R6	*	<b>1'43.574</b>	1.459	0.010	16	153,734	<b>239,5</b>
23	<b>28</b> G. VAN STRAALEN	NED	Pata Yamaha Ten Kate Racing	Yamaha YZF R6		<b>1'43.618</b>	1.503	0.044	15	153,668	<b>244,8</b>
24	<b>50</b> O. VOSTATEK	CZE	PTR Triumph	Triumph Street Triple RS 765		<b>1'43.684</b>	1.569	0.066	16	153,570	<b>236,9</b>
25	<b>73</b> J. CRETARD	ITA	PS Racing Team	Triumph Street Triple RS 765		<b>1'43.762</b>	1.647	0.078	18	153,455	<b>241,1</b>
26	<b>43</b> S. JESPERSEN	DEN	Ecosantagata Althea Racing Team	Ducati Panigale V2		<b>1'43.992</b>	1.877	0.230	15	153,116	<b>242,6</b>
27	<b>33</b> M. GONZALEZ	ESP	EAB Racing Team	Ducati Panigale V2		<b>1'44.352</b>	2.237	0.360	13	152,587	<b>244,8</b>
28	<b>20</b> M. VAN DER VOORT	NED	MS Racing	Yamaha YZF R6		<b>1'44.484</b>	2.369	0.132	17	152,395	<b>242,1</b>
29	<b>68</b> L. POWER	AUS	Motozoo ME AIR Racing	MV Agusta F3 800 RR	*	<b>1'44.696</b>	2.581	0.212	6	152,086	<b>244,8</b>
30	<b>91</b> F. FULIGNI	ITA	Orelac Racing Verdnatura	Ducati Panigale V2	*	<b>1'44.957</b>	2.842	0.261	13	151,708	<b>244,3</b>
31	<b>3</b> R. DE ROSA	ITA	QJMOTOR Factory Racing	QJMOTOR SRK 800 RR	*	<b>1'45.082</b>	2.967	0.125	8	151,527	<b>238,4</b>
32	<b>29</b> G. MORENO	MEX	VIAMO Racing by MTM	Kawasaki ZX-6R		<b>1'45.359</b>	3.244	0.277	17	151,129	<b>245,9</b>
33	<b>39</b> K. KEANKUM	THA	Yamaha Thailand Racing Team	Yamaha YZF R6		<b>1'46.285</b>	4.170	0.926	18	149,812	<b>239,5</b>

Qualifying Lap Time (105% of 1'42.115): 1'47.221

\* WorldSSP Challenge

AIR	Humidity:	61%	Temp:	24°C
TRACK	Condition:	Dry	Temp:	28°C

Records	Pole	(SP)	2019	R.Krummenacher	1'41.775	156,450	Km/h
	Race	(RC1)	2023	N.Bulega	1'41.875	156,300	Km/h
	All Times	(SP)	2019	R.Krummenacher	1'41.775	156,450	Km/h

Start 18/10/2024 16:00 End 16:43 The results are provisional until the end of the time limit for protests and appeals and the completion of the technical checks.

These data/results cannot be reproduced, stored and/or transmitted in whole or in part by any manner of electronic, mechanical, photocopying, recording, broadcasting or otherwise now known or herein after developed without the previous express consent by the copyright owner, except for reproduction in daily press and regular printed publications on sale to the public within 60 days of the event related to those data/results and always provided that copyright symbol appears together as follows below.

© DORNA WSBK ORGANIZATION Srl 2024



**Prometeon Spanish Round, 18-20 October 2024**  
**Results Tissot Superpole**

**Session Highlights**

Local Time	No. Rider	Description
16.00.00		Start of Session
16.02.45	<b>28</b> G. VAN STRAALEN	#28 Racelink GPS NOT Working
16.02.46	<b>9</b> J. NAVARRO	#9 Racelink GPS NOT Working
16.02.46	<b>69</b> T. BOOTH-AMOS	#69 Racelink GPS NOT Working
16.02.46	<b>5</b> N. ANTONELLI	#5 Racelink GPS NOT Working
16.05.47	<b>61</b> C. ONCU	#61 On the Gravel - Rejoined - Turn 1
16.08.24	<b>68</b> L. POWER	#68 Crashed - Turn 7
16.08.50	<b>68</b> L. POWER	#68 Rejoined
16.09.01	<b>33</b> M. GONZALEZ	#33 Crashed - Turn 13
16.09.25	<b>33</b> M. GONZALEZ	#33 Rejoined
16.11.20	<b>28</b> G. VAN STRAALEN	#28 Crashed - Turn 1
16.11.56	<b>28</b> G. VAN STRAALEN	#28 Lap Time Cancelled [1'44.771] - Yellow Flag - Turn 1
16.14.30	<b>91</b> F. FULIGNI	#91 Lap Time Cancelled [1'46.068] - Yellow Flag - Turn 7
16.14.35	<b>71</b> T. EDWARDS	#71 Lap Time Cancelled [1'47.493] - Yellow Flag - Turn 7
16.14.40	<b>17</b> J. MCPHEE	#17 Lap Time Cancelled [1'56.868] - Yellow Flag - Turn 7
16.14.45	<b>29</b> G. MORENO	#29 Lap Time Cancelled [1'45.892] - Yellow Flag - Turn 7
16.14.50	<b>5</b> N. ANTONELLI	#5 Lap Time Cancelled [1'45.110] - Yellow Flag - Turn 7
16.14.55	<b>43</b> S. JESPERSEN	#43 Lap Time Cancelled [1'49.660] - Yellow Flag - Turn 7
16.15.00	<b>28</b> G. VAN STRAALEN	#28 Lap Time Cancelled [1'55.823] - Yellow Flag - Turn 7
16.15.05	<b>39</b> K. KEANKUM	#39 Lap Time Cancelled [1'49.267] - Yellow Flag - Turn 7
16.15.10	<b>69</b> T. BOOTH-AMOS	#69 Lap Time Cancelled [1'43.621] - Yellow Flag - Turn 7
16.15.15	<b>7</b> L. BALDASSARRI	#7 Lap Time Cancelled [1'45.787] - Yellow Flag - Turn 7
16.15.20	<b>61</b> C. ONCU	#61 Lap Time Cancelled [1'43.338] - Yellow Flag - Turn 7
16.15.30	<b>99</b> A. HUERTAS	#99 Lap Time Cancelled [1'42.970] - Yellow Flag - Turn 7
16.17.39	<b>43</b> S. JESPERSEN	#43 Lap Time Cancelled [1'49.660] - Yellow Flag - Turn 13
16.17.44	<b>28</b> G. VAN STRAALEN	#28 Lap Time Cancelled [1'55.823] - Yellow Flag - Turn 13
16.17.49	<b>39</b> K. KEANKUM	#39 Lap Time Cancelled [1'49.267] - Yellow Flag - Turn 13
16.17.54	<b>61</b> C. ONCU	#61 Lap Time Cancelled [1'43.338] - Yellow Flag - Turn 13
16.17.59	<b>94</b> L. MAHIAS	#94 Lap Time Cancelled [7'57.891] - Yellow Flag - Turn 13
16.18.04	<b>69</b> T. BOOTH-AMOS	#69 Lap Time Cancelled [1'43.621] - Yellow Flag - Turn 13
16.18.09	<b>7</b> L. BALDASSARRI	#7 Lap Time Cancelled [1'45.787] - Yellow Flag - Turn 13
16.18.14	<b>99</b> A. HUERTAS	#99 Lap Time Cancelled [1'42.970] - Yellow Flag - Turn 13
16.18.19	<b>77</b> M. PONS	#77 Lap Time Cancelled [8'09.675] - Yellow Flag - Turn 13
16.18.58	<b>3</b> R. DE ROSA	#3 Crashed - Turn 9
16.20.45	<b>11</b> B. BENDSNEYDER	#11 Lap Time Cancelled [1'42.966] - Yellow Flag - Turn 1
16.20.50	<b>61</b> C. ONCU	#61 Lap Time Cancelled [6'22.201] - Yellow Flag - Turn 1
16.20.55	<b>39</b> K. KEANKUM	#39 Lap Time Cancelled [1'49.717] - Yellow Flag - Turn 1
16.21.00	<b>99</b> A. HUERTAS	#99 Lap Time Cancelled [6'49.516] - Yellow Flag - Turn 1
16.21.14	<b>94</b> L. MAHIAS	#94 Lap Time Cancelled [7'57.891] - Yellow Flag - Turn 7
16.21.54	<b>5</b> N. ANTONELLI	#5 Racelink GPS NOT working
16.22.07	<b>9</b> J. NAVARRO	#9 Crashed - Turn 13
16.22.15	<b>9</b> J. NAVARRO	#9 Rejoined
16.23.31	<b>40</b> S. CORSI	#40 Lap Time Cancelled [1'44.241] - Yellow Flag - Turn 9
16.23.36	<b>27</b> K. TOBA	#27 Lap Time Cancelled [1'43.921] - Yellow Flag - Turn 9
16.23.41	<b>69</b> T. BOOTH-AMOS	#69 Lap Time Cancelled [1'42.969] - Yellow Flag - Turn 9
16.23.51	<b>99</b> A. HUERTAS	#99 Lap Time Cancelled [1'47.809] - Yellow Flag - Turn 9
16.23.56	<b>23</b> M. SCHROETTER	#23 Lap Time Cancelled [1'49.525] - Yellow Flag - Turn 9
16.24.01	<b>20</b> M. VAN DER VOORT	#20 Lap Time Cancelled [3'31.537] - Yellow Flag - Turn 9
16.26.32	<b>7</b> L. BALDASSARRI	#7 Lap Time Cancelled [8'13.298] - Yellow Flag - Turn 9
16.26.37	<b>11</b> B. BENDSNEYDER	#11 Lap Time Cancelled [8'34.366] - Yellow Flag - Turn 9
16.26.47	<b>91</b> F. FULIGNI	#91 Crashed - Turn 13
16.27.43	<b>33</b> M. GONZALEZ	#33 Crashed - Turn 2
16.28.10	<b>54</b> B. SOFUOGLU	#54 Lap Time Cancelled [16'29.716] - Yellow Flag - Turn 1
16.28.22	<b>33</b> M. GONZALEZ	#33 Rejoined
16.32.24	<b>50</b> O. VOSTATEK	#50 Racelink GPS is not working properly
16.32.42	<b>20</b> M. VAN DER VOORT	#20 Lap Time Cancelled [1'45.491] - Yellow Flag - Turn 13

Start 18/10/2024 16:00 End 16:43 The results are provisional until the end of the time limit for protests and appeals and the completion of the technical checks.

These data/results cannot be reproduced, stored and/or transmitted in whole or in part by any manner of electronic, mechanical, photocopying, recording, broadcasting or otherwise now known or herein after developed without the previous express consent by the copyright owner, except for reproduction in daily press and regular printed publications on sale to the public within 60 days of the event related to those data/results and always provided that copyright symbol appears together as follows below.

© DORNA WSBK ORGANIZATION Srl 2024



**Prometeon Spanish Round, 18-20 October 2024**

**Results Tissot Superpole**

16.32.47	<b>53</b> V. <b>DEBISE</b>	#53 Lap Time Cancelled [1'50.743] - Yellow Flag - Turn 13
16.32.52	<b>33</b> M. <b>GONZALEZ</b>	#33 Lap Time Cancelled [1'48.886] - Yellow Flag - Turn 13
16.32.57	<b>43</b> S. <b>JESPERSEN</b>	#43 Lap Time Cancelled [7'25.264] - Yellow Flag - Turn 13
16.33.02	<b>71</b> T. <b>EDWARDS</b>	#71 Lap Time Cancelled [6'08.354] - Yellow Flag - Turn 13
16.33.07	<b>62</b> S. <b>MANZI</b>	#62 Lap Time Cancelled [1'42.758] - Yellow Flag - Turn 13
16.33.12	<b>50</b> O. <b>VOSTATEK</b>	#50 Crashed - Turn 1
16.33.36	<b>50</b> O. <b>VOSTATEK</b>	#50 Rejoined
16.34.21	<b>5</b> N. <b>ANTONELLI</b>	#5 Racelink GPS is not working properly
16.34.21	<b>9</b> J. <b>NAVARRO</b>	#9 Racelink GPS is not working properly
16.35.22	<b>94</b> L. <b>MAHIAS</b>	#94 Lap Time Cancelled [1'42.535] - Exceeded Track Limits - Turn 13
16.35.35	<b>94</b> L. <b>MAHIAS</b>	#94 Lap Time Cancelled [1'42.535] - Exceeded Track Limits - Turn 13
16.37.24	<b>29</b> G. <b>MORENO</b>	#29 Lap Time Cancelled [1'45.508] - Yellow Flag - Turn 1
16.37.29	<b>55</b> Y. <b>MONTELLA</b>	#55 Lap Time Cancelled [1'44.088] - Yellow Flag - Turn 1
16.37.34	<b>27</b> K. <b>TOBA</b>	#27 Lap Time Cancelled [1'46.701] - Yellow Flag - Turn 1
16.37.39	<b>17</b> J. <b>MCPHEE</b>	#17 Lap Time Cancelled [1'43.450] - Yellow Flag - Turn 1
16.37.44	<b>73</b> J. <b>CRETARO</b>	#73 Lap Time Cancelled [1'44.865] - Yellow Flag - Turn 1
16.37.49	<b>64</b> F. <b>CARICASULO</b>	#64 Lap Time Cancelled [1'45.886] - Yellow Flag - Turn 1
16.37.54	<b>72</b> Y. <b>RUIZ</b>	#72 Lap Time Cancelled [1'45.965] - Yellow Flag - Turn 1
16.37.59	<b>32</b> O. <b>BAYLISS</b>	#32 Lap Time Cancelled [1'45.711] - Yellow Flag - Turn 1
16.39.32	<b>23</b> M. <b>SCHROETTER</b>	#23 Crashed - Turn 6
16.39.48	<b>23</b> M. <b>SCHROETTER</b>	#23 Rejoined
16.40.37	<b>69</b> T. <b>BOOTH-AMOS</b>	#69 Crashed - Turn 6
16.41.00	<b>69</b> T. <b>BOOTH-AMOS</b>	#69 Rejoined
16.41.05	<b>33</b> M. <b>GONZALEZ</b>	#33 Lap Time Cancelled [1'45.911] - Exceeded Track Limits - Turn 13
16.41.15	<b>23</b> M. <b>SCHROETTER</b>	#23 BLACK FLAG - Crashed during practice and not entered into pit lane
16.41.54	<b>33</b> M. <b>GONZALEZ</b>	#33 Lap Time Cancelled [1'45.911] - Yellow Flag - Turn 6
16.41.59	<b>99</b> A. <b>HUERTAS</b>	#99 Lap Time Cancelled [1'42.464] - Yellow Flag - Turn 6
16.42.04	<b>53</b> V. <b>DEBISE</b>	#53 Lap Time Cancelled [1'43.388] - Yellow Flag - Turn 6
16.42.09	<b>71</b> T. <b>EDWARDS</b>	#71 Lap Time Cancelled [1'43.656] - Yellow Flag - Turn 6
16.42.14	<b>50</b> O. <b>VOSTATEK</b>	#50 Lap Time Cancelled [1'43.861] - Yellow Flag - Turn 6
16.43.41		End of Session
16.45.34	<b>62</b> S. <b>MANZI</b>	#62 Lap Time Cancelled [1'44.923] - Yellow Flag - Turn 6
16.45.39	<b>43</b> S. <b>JESPERSEN</b>	#43 Lap Time Cancelled [1'45.123] - Yellow Flag - Turn 6
16.45.44	<b>5</b> N. <b>ANTONELLI</b>	#5 Lap Time Cancelled [1'54.853] - Yellow Flag - Turn 6
16.45.49	<b>62</b> S. <b>MANZI</b>	#62 Lap Time Cancelled [1'44.923] - Yellow Flag - Turn 6
16.45.54	<b>28</b> G. <b>VAN STRAALEN</b>	#28 Lap Time Cancelled [1'46.661] - Yellow Flag - Turn 6
16.45.59	<b>77</b> M. <b>PONS</b>	#77 Lap Time Cancelled [1'46.899] - Yellow Flag - Turn 6

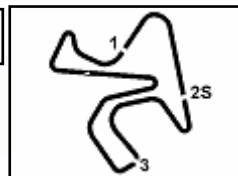
**Fastest Laps Sequence**

No.	Rider	Nat	Team	Bike	Local Time	Time	Gap	Avg
<b>55</b>	<b>Y. MONTELLA</b>	ITA	Barni Spark Racing Team	Ducati Panigale V2	16:03'33.154	<b>1'43.037</b>		154,535
<b>55</b>	<b>Y. MONTELLA</b>	ITA	Barni Spark Racing Team	Ducati Panigale V2	16:05'16.134	<b>1'42.980</b>	-0.057	154,620
<b>99</b>	<b>A. HUERTAS</b>	ESP	Aruba.it Racing WorldSSP Team	Ducati Panigale V2	16:06'03.319	<b>1'42.883</b>	-0.097	154,766
<b>53</b>	<b>V. DEBISE</b>	FRA	Evan Bros. WorldSSP Yamaha Team	Yamaha YZF R6	16:06'59.956	<b>1'42.849</b>	-0.034	154,817
<b>99</b>	<b>A. HUERTAS</b>	ESP	Aruba.it Racing WorldSSP Team	Ducati Panigale V2	16:11'11.868	<b>1'42.653</b>	-0.196	155,113
<b>64</b>	<b>F. CARICASULO</b>	ITA	Motozoo ME AIR Racing	MV Agusta F3 800 RR	16:17'27.410	<b>1'42.620</b>	-0.033	155,163
<b>99</b>	<b>A. HUERTAS</b>	ESP	Aruba.it Racing WorldSSP Team	Ducati Panigale V2	16:21'31.678	<b>1'42.485</b>	-0.135	155,367
<b>55</b>	<b>Y. MONTELLA</b>	ITA	Barni Spark Racing Team	Ducati Panigale V2	16:21'53.413	<b>1'42.416</b>	-0.069	155,472
<b>23</b>	<b>M. SCHROETTER</b>	GER	MV Agusta Reparto Corse	MV Agusta F3 800 RR	16:35'05.793	<b>1'42.364</b>	-0.052	155,551
<b>99</b>	<b>A. HUERTAS</b>	ESP	Aruba.it Racing WorldSSP Team	Ducati Panigale V2	16:35'22.625	<b>1'42.343</b>	-0.021	155,583
<b>9</b>	<b>J. NAVARRO</b>	ESP	Orelac Racing Verdnature	Ducati Panigale V2	16:36'17.173	<b>1'42.334</b>	-0.009	155,596
<b>99</b>	<b>A. HUERTAS</b>	ESP	Aruba.it Racing WorldSSP Team	Ducati Panigale V2	16:37'04.740	<b>1'42.115</b>	-0.219	155,930

Start 16:00 End 16:43 The results are provisional until the end of the time limit for protests and appeals and the completion of the technical checks.

These data/results cannot be reproduced, stored and/or transmitted in whole or in part by any manner of electronic, mechanical, photocopying, recording, broadcasting or otherwise now known or herein after developed without the previous express consent by the copyright owner, except for reproduction in daily press and regular printed publications on sale to the public within 60 days of the event related to those data/results and always provided that copyright symbol appears together as follows below.

© DORNA WSBK ORGANIZATION Srl 2024



Jerez 4.423 m

**Prometeon Spanish Round, 18-20 October 2024**  
**Best Sectors & Speed Tissot Superpole**

BEST LAP		
1	<b>99</b> A. HUERTAS	Ducati Panigale V2 1'42.115
2	<b>9</b> J. NAVARRO	Ducati Panigale V2 1'42.334
3	<b>23</b> M. SCHROETTER	MV Agusta F3 800 RR 1'42.364
4	<b>62</b> S. MANZI	Yamaha YZF R6 1'42.385
5	<b>64</b> F. CARICASULO	MV Agusta F3 800 RR 1'42.389
6	<b>55</b> Y. MONTELLA	Ducati Panigale V2 1'42.416
7	<b>69</b> T. BOOTH-AMOS	Triumph Street Triple RS 765 1'42.559
8	<b>53</b> V. DEBISE	Yamaha YZF R6 1'42.590
9	<b>17</b> J. MCPHEE	Triumph Street Triple RS 765 1'42.669
10	<b>61</b> C. ONCU	Kawasaki ZX-6R 1'42.711
11	<b>54</b> B. SOFUOGLU	Yamaha YZF R6 1'42.742
12	<b>94</b> L. MAHIAS	Yamaha YZF R6 1'42.749
13	<b>5</b> N. ANTONELLI	Ducati Panigale V2 1'42.824
14	<b>11</b> B. BENDSNEYDER	MV Agusta F3 800 RR 1'42.845
15	<b>32</b> D. BAYLISS	Ducati Panigale V2 1'42.897
16	<b>27</b> K. TOBA	Honda CBR600RR 1'42.966
17	<b>7</b> L. BALDASSARRI	Triumph Street Triple RS 765 1'43.268
18	<b>40</b> S. CORSI	Ducati Panigale V2 1'43.300
19	<b>72</b> Y. RUIZ	Yamaha YZF R6 1'43.469
20	<b>89</b> K. BIN PAWI	Honda CBR600RR 1'43.491
21	<b>71</b> T. EDWARDS	Ducati Panigale V2 1'43.564
22	<b>77</b> M. PONS	Yamaha YZF R6 1'43.574
23	<b>28</b> G. VAN STRAALEN	Yamaha YZF R6 1'43.618
24	<b>50</b> D. VOSTATEK	Triumph Street Triple RS 765 1'43.684
25	<b>73</b> J. CRETARO	Triumph Street Triple RS 765 1'43.762
26	<b>43</b> S. JESPERSEN	Ducati Panigale V2 1'43.992
27	<b>33</b> M. GONZALEZ	Ducati Panigale V2 1'44.352
28	<b>20</b> M. VAN DER VOORT	Yamaha YZF R6 1'44.484
29	<b>68</b> L. POWER	MV Agusta F3 800 RR 1'44.696
30	<b>91</b> F. FULIGNI	Ducati Panigale V2 1'44.957
31	<b>3</b> R. DE ROSA	QJMOTOR SRK 800 RR 1'45.082
32	<b>29</b> G. MORENO	Kawasaki ZX-6R 1'45.359
33	<b>39</b> K. KEANKUM	Yamaha YZF R6 1'46.285

SPEED		
1	<b>5</b> N. ANTONELLI	Ducati Panigale V2 248,1
2	<b>61</b> C. ONCU	Kawasaki ZX-6R 247,6
3	<b>55</b> Y. MONTELLA	Ducati Panigale V2 247,6
4	<b>64</b> F. CARICASULO	MV Agusta F3 800 RR 246,4
5	<b>53</b> V. DEBISE	Yamaha YZF R6 246,4
6	<b>71</b> T. EDWARDS	Ducati Panigale V2 245,9
7	<b>9</b> J. NAVARRO	Ducati Panigale V2 245,9
8	<b>29</b> G. MORENO	Kawasaki ZX-6R 245,9
9	<b>89</b> K. BIN PAWI	Honda CBR600RR 245,3
10	<b>69</b> T. BOOTH-AMOS	Triumph Street Triple RS 765 245,3
11	<b>72</b> Y. RUIZ	Yamaha YZF R6 244,8
12	<b>68</b> L. POWER	MV Agusta F3 800 RR 244,8
13	<b>33</b> M. GONZALEZ	Ducati Panigale V2 244,8
14	<b>28</b> G. VAN STRAALEN	Yamaha YZF R6 244,8
15	<b>27</b> K. TOBA	Honda CBR600RR 244,8
16	<b>99</b> A. HUERTAS	Ducati Panigale V2 244,8
17	<b>91</b> F. FULIGNI	Ducati Panigale V2 244,3
18	<b>23</b> M. SCHROETTER	MV Agusta F3 800 RR 244,3
19	<b>40</b> S. CORSI	Ducati Panigale V2 243,2
20	<b>17</b> J. MCPHEE	Triumph Street Triple RS 765 243,2
21	<b>43</b> S. JESPERSEN	Ducati Panigale V2 242,6
22	<b>32</b> D. BAYLISS	Ducati Panigale V2 242,6
23	<b>7</b> L. BALDASSARRI	Triumph Street Triple RS 765 242,1
24	<b>20</b> M. VAN DER VOORT	Yamaha YZF R6 242,1
25	<b>73</b> J. CRETARO	Triumph Street Triple RS 765 241,1
26	<b>62</b> S. MANZI	Yamaha YZF R6 241,1
27	<b>11</b> B. BENDSNEYDER	MV Agusta F3 800 RR 240,5
28	<b>94</b> L. MAHIAS	Yamaha YZF R6 240,0
29	<b>54</b> B. SOFUOGLU	Yamaha YZF R6 240,0
30	<b>77</b> M. PONS	Yamaha YZF R6 239,5
31	<b>39</b> K. KEANKUM	Yamaha YZF R6 239,5
32	<b>3</b> R. DE ROSA	QJMOTOR SRK 800 RR 238,4
33	<b>50</b> D. VOSTATEK	Triumph Street Triple RS 765 236,9

SEG. 1		SEG. 2		SEG. 3		SEG. 4	
1	<b>62</b> S. MANZI 25.138	1	<b>23</b> M. SCHROETTER 15.294	1	<b>99</b> A. HUERTAS 30.023	1	<b>55</b> Y. MONTELLA 31.427
2	<b>64</b> F. CARICASULO 25.181	2	<b>17</b> J. MCPHEE 15.297	2	<b>64</b> F. CARICASULO 30.092	2	<b>53</b> V. DEBISE 31.436
3	<b>61</b> C. ONCU 25.194	3	<b>55</b> Y. MONTELLA 15.331	3	<b>17</b> J. MCPHEE 30.221	3	<b>64</b> F. CARICASULO 31.444
4	<b>99</b> A. HUERTAS 25.200	4	<b>27</b> K. TOBA 15.331	4	<b>62</b> S. MANZI 30.227	4	<b>69</b> T. BOOTH-AMOS 31.449
5	<b>9</b> J. NAVARRO 25.200	5	<b>99</b> A. HUERTAS 15.338	5	<b>5</b> N. ANTONELLI 30.231	5	<b>99</b> A. HUERTAS 31.458
6	<b>23</b> M. SCHROETTER 25.246	6	<b>53</b> V. DEBISE 15.342	6	<b>94</b> L. MAHIAS 30.248	6	<b>9</b> J. NAVARRO 31.478
7	<b>55</b> Y. MONTELLA 25.252	7	<b>9</b> J. NAVARRO 15.354	7	<b>23</b> M. SCHROETTER 30.263	7	<b>62</b> S. MANZI 31.479
8	<b>69</b> T. BOOTH-AMOS 25.253	8	<b>64</b> F. CARICASULO 15.354	8	<b>55</b> Y. MONTELLA 30.283	8	<b>23</b> M. SCHROETTER 31.491
9	<b>32</b> D. BAYLISS 25.261	9	<b>69</b> T. BOOTH-AMOS 15.370	9	<b>32</b> D. BAYLISS 30.292	9	<b>61</b> C. ONCU 31.557
10	<b>17</b> J. MCPHEE 25.271	10	<b>94</b> L. MAHIAS 15.382	10	<b>9</b> J. NAVARRO 30.294	10	<b>17</b> J. MCPHEE 31.562
11	<b>53</b> V. DEBISE 25.277	11	<b>62</b> S. MANZI 15.410	11	<b>11</b> B. BENDSNEYDER 30.296	11	<b>54</b> B. SOFUOGLU 31.568
12	<b>94</b> L. MAHIAS 25.313	12	<b>61</b> C. ONCU 15.415	12	<b>54</b> B. SOFUOGLU 30.300	12	<b>94</b> L. MAHIAS 31.593
13	<b>54</b> B. SOFUOGLU 25.322	13	<b>11</b> B. BENDSNEYDER 15.421	13	<b>69</b> T. BOOTH-AMOS 30.342	13	<b>11</b> B. BENDSNEYDER 31.607
14	<b>11</b> B. BENDSNEYDER 25.400	14	<b>89</b> K. BIN PAWI 15.433	14	<b>61</b> C. ONCU 30.361	14	<b>5</b> N. ANTONELLI 31.620
15	<b>5</b> N. ANTONELLI 25.410	15	<b>28</b> G. VAN STRAALEN 15.440	15	<b>40</b> S. CORSI 30.367	15	<b>7</b> L. BALDASSARRI 31.640
16	<b>77</b> M. PONS 25.419	16	<b>32</b> D. BAYLISS 15.442	16	<b>53</b> V. DEBISE 30.415	16	<b>27</b> K. TOBA 31.695
17	<b>72</b> Y. RUIZ 25.423	17	<b>54</b> B. SOFUOGLU 15.446	17	<b>27</b> K. TOBA 30.440	17	<b>32</b> D. BAYLISS 31.746
18	<b>40</b> S. CORSI 25.440	18	<b>5</b> N. ANTONELLI 15.472	18	<b>28</b> G. VAN STRAALEN 30.447	18	<b>72</b> Y. RUIZ 31.781
19	<b>28</b> G. VAN STRAALEN 25.442	19	<b>71</b> T. EDWARDS 15.479	19	<b>72</b> Y. RUIZ 30.475	19	<b>89</b> K. BIN PAWI 31.789
20	<b>50</b> D. VOSTATEK 25.464	20	<b>77</b> M. PONS 15.507	20	<b>43</b> S. JESPERSEN 30.506	20	<b>50</b> D. VOSTATEK 31.804
21	<b>7</b> L. BALDASSARRI 25.478	21	<b>7</b> L. BALDASSARRI 15.507	21	<b>77</b> M. PONS 30.528	21	<b>71</b> T. EDWARDS 31.855
22	<b>27</b> K. TOBA 25.496	22	<b>72</b> Y. RUIZ 15.511	22	<b>7</b> L. BALDASSARRI 30.544	22	<b>28</b> G. VAN STRAALEN 31.857
23	<b>89</b> K. BIN PAWI 25.533	23	<b>73</b> J. CRETARO 15.520	23	<b>50</b> D. VOSTATEK 30.628	23	<b>40</b> S. CORSI 31.864
24	<b>71</b> T. EDWARDS 25.550	24	<b>33</b> M. GONZALEZ 15.521	24	<b>89</b> K. BIN PAWI 30.637	24	<b>43</b> S. JESPERSEN 31.913
25	<b>73</b> J. CRETARO 25.643	25	<b>68</b> L. POWER 15.527	25	<b>73</b> J. CRETARO 30.644	25	<b>73</b> J. CRETARO 31.940
26	<b>43</b> S. JESPERSEN 25.646	26	<b>40</b> S. CORSI 15.528	26	<b>71</b> T. EDWARDS 30.652	26	<b>77</b> M. PONS 31.951
27	<b>33</b> M. GONZALEZ 25.646	27	<b>50</b> D. VOSTATEK 15.558	27	<b>68</b> L. POWER 30.827	27	<b>68</b> L. POWER 31.983
28	<b>3</b> R. DE ROSA 25.708	28	<b>20</b> M. VAN DER VOORT 15.575	28	<b>20</b> M. VAN DER VOORT 30.842	28	<b>33</b> M. GONZALEZ 31.988
29	<b>20</b> M. VAN DER VOORT 25.814	29	<b>3</b> R. DE ROSA 15.589	29	<b>33</b> M. GONZALEZ 30.988	29	<b>3</b> R. DE ROSA 31.995
30	<b>68</b> L. POWER 25.834	30	<b>43</b> S. JESPERSEN 15.613	30	<b>91</b> F. FULIGNI 31.017	30	<b>20</b> M. VAN DER VOORT 32.021
31	<b>91</b> F. FULIGNI 25.844	31	<b>29</b> G. MORENO 15.689	31	<b>3</b> R. DE ROSA 31.089	31	<b>91</b> F. FULIGNI 32.223
32	<b>29</b> G. MORENO 25.964	32	<b>91</b> F. FULIGNI 15.721	32	<b>29</b> G. MORENO 31.230	32	<b>29</b> G. MORENO 32.225
33	<b>39</b> K. KEANKUM 26.260	33	<b>39</b> K. KEANKUM 15.852	33	<b>39</b> K. KEANKUM 31.280	33	<b>39</b> K. KEANKUM 32.686

18/10/2024

These data/results cannot be reproduced, stored and/or transmitted in whole or in part by any manner of electronic, mechanical, photocopying, recording, broadcasting or otherwise now known or herein after developed without the previous express consent by the copyright owner, except for reproduction in daily press and regular printed publications on sale to the public within 60 days of the event related to those data/results and always provided that copyright symbol appears together as follows below.

© DORNA WSBK ORGANIZATION Srl 2024





Jerez 4.423 m

**Prometeon Spanish Round, 18-20 October 2024**  
**Ideal Times Tissot Superspole**

No. Rider	Nat	Bike	Seg. 1	Seg. 2	Seg. 3	Seg. 4	Ideal Time		
			Diff. 1	Diff. 2	Diff. 3	Diff. 4	Best Lap	Pos.	Diff.
1 <b>99 A. HUERTAS</b>	ESP	Ducati Panigale V2	25.200 +0.003	15.338 +0.026	<b>30.023</b>	31.458 +0.067	<b>1'42.019</b> 1'42.115	1	0.096
2 <b>64 F. CARICASULO</b>	ITA	MV Agusta F3 800 RR	25.181 +0.184	15.354 +0.134	30.092	31.444	<b>1'42.071</b> 1'42.389	5	0.318
3 <b>62 S. MANZI</b>	ITA	Yamaha YZF R6	<b>25.138</b> +0.017	15.410 +0.030	30.227 +0.017	31.479 +0.067	<b>1'42.254</b> 1'42.385	4	0.131
4 <b>55 Y. MONTELLA</b>	ITA	Ducati Panigale V2	25.252	15.331 +0.108	30.283 +0.015	<b>31.427</b>	<b>1'42.293</b> 1'42.416	6	0.123
5 <b>23 M. SCHROETTER</b>	GER	MV Agusta F3 800 RR	25.246 +0.037	<b>15.294</b>	30.263 +0.033	31.491	<b>1'42.294</b> 1'42.364	3	0.070
6 <b>9 J. NAVARRO</b>	ESP	Ducati Panigale V2	25.200 +0.008	15.354	30.294	31.478	<b>1'42.326</b> 1'42.334	2	0.008
7 <b>17 J. MCPHEE</b>	GBR	Triumph Street Triple RS 765	25.271 +0.066	15.297 +0.199	30.221 +0.053	31.562	<b>1'42.351</b> 1'42.669	9	0.318
8 <b>69 T. BOOTH-AMOS</b>	GBR	Triumph Street Triple RS 765	25.253	15.370 +0.079	30.342 +0.066	31.449	<b>1'42.414</b> 1'42.559	7	0.145
9 <b>53 V. DEBISE</b>	FRA	Yamaha YZF R6	25.277 +0.002	15.342 +0.018	30.415 +0.100	31.436	<b>1'42.470</b> 1'42.590	8	0.120
10 <b>61 C. ONCU</b>	TUR	Kawasaki ZX-6R	25.194 +0.127	15.415 +0.057	30.361	31.557	<b>1'42.527</b> 1'42.711	10	0.184
11 <b>94 L. MAHIAS</b>	FRA	Yamaha YZF R6	25.313 +0.032	15.382 +0.097	30.248 +0.084	31.593	<b>1'42.536</b> 1'42.749	12	0.213
12 <b>54 B. SOFUOGLU</b>	TUR	Yamaha YZF R6	25.322 +0.026	15.446	30.300 +0.056	31.568 +0.024	<b>1'42.636</b> 1'42.742	11	0.106
13 <b>11 B. BENDSNEYDER</b>	NED	MV Agusta F3 800 RR	25.400 +0.064	15.421 +0.043	30.296	31.607 +0.014	<b>1'42.724</b> 1'42.845	14	0.121
14 <b>5 N. ANTONELLI</b>	ITA	Ducati Panigale V2	25.410 +0.018	15.472 +0.009	30.231	31.620 +0.064	<b>1'42.733</b> 1'42.824	13	0.091
15 <b>32 D. BAYLISS</b>	AUS	Ducati Panigale V2	25.261	15.442 +0.156	30.292	31.746	<b>1'42.741</b> 1'42.897	15	0.156
16 <b>27 K. TOBA</b>	JPN	Honda CBR600RR	25.496 +0.004	15.331	30.440	31.695	<b>1'42.962</b> 1'42.966	16	0.004
17 <b>7 L. BALDASSARRI</b>	ITA	Triumph Street Triple RS 765	25.478	15.507	30.544 +0.077	31.640 +0.022	<b>1'43.169</b> 1'43.268	17	0.099
18 <b>28 G. VAN STRAALEN</b>	NED	Yamaha YZF R6	25.442 +0.044	15.440 +0.199	30.447	31.857 +0.189	<b>1'43.186</b> 1'43.618	23	0.432
19 <b>72 Y. RUIZ</b>	ESP	Yamaha YZF R6	25.423 +0.147	15.511	30.475 +0.132	31.781	<b>1'43.190</b> 1'43.469	19	0.279
20 <b>40 S. CORSI</b>	ITA	Ducati Panigale V2	25.440	15.528 +0.101	30.367	31.864	<b>1'43.199</b> 1'43.300	18	0.101
21 <b>89 K. BIN PAWI</b>	MAS	Honda CBR600RR	25.533	15.433 +0.076	30.637	31.789 +0.023	<b>1'43.392</b> 1'43.491	20	0.099
22 <b>77 M. PONS</b>	ESP	Yamaha YZF R6	25.419 +0.080	15.507 +0.085	30.528	31.951 +0.004	<b>1'43.405</b> 1'43.574	22	0.169
23 <b>50 D. VOSTATEK</b>	CZE	Triumph Street Triple RS 765	25.464	15.558 +0.114	30.628 +0.116	31.804	<b>1'43.454</b> 1'43.684	24	0.230
24 <b>71 T. EDWARDS</b>	AUS	Ducati Panigale V2	25.550	15.479 +0.028	30.652	31.855	<b>1'43.536</b> 1'43.564	21	0.028
25 <b>43 S. JESPERSEN</b>	DEN	Ducati Panigale V2	25.646	15.613 +0.152	30.506	31.913 +0.162	<b>1'43.678</b> 1'43.992	26	0.314
26 <b>73 J. CRETARO</b>	ITA	Triumph Street Triple RS 765	25.643 +0.015	15.520	30.644	31.940	<b>1'43.747</b> 1'43.762	25	0.015
27 <b>33 M. GONZALEZ</b>	ESP	Ducati Panigale V2	25.646 +0.065	15.521 +0.108	30.988 +0.036	31.988	<b>1'44.143</b> 1'44.352	27	0.209
28 <b>68 L. POWER</b>	AUS	MV Agusta F3 800 RR	25.834 +0.314	15.527 +0.064	30.827 +0.147	31.983	<b>1'44.171</b> 1'44.696	29	0.525
29 <b>20 M. VAN DER VOORT</b>	NED	Yamaha YZF R6	25.814 +0.232	15.575	30.842	32.021	<b>1'44.252</b> 1'44.484	28	0.232
30 <b>3 R. DE ROSA</b>	ITA	QJMOTOR SRK 800 RR	25.708 +0.381	15.589 +0.098	31.089	31.995 +0.222	<b>1'44.381</b> 1'45.082	31	0.701
31 <b>91 F. FULIGNI</b>	ITA	Ducati Panigale V2	25.844 +0.050	15.721	31.017	32.223 +0.102	<b>1'44.805</b> 1'44.957	30	0.152
32 <b>29 G. MORENO</b>	MEX	Kawasaki ZX-6R	25.964 +0.127	15.689 +0.063	31.230 +0.055	32.225 +0.006	<b>1'45.108</b> 1'45.359	32	0.251
33 <b>39 K. KEANKUM</b>	THA	Yamaha YZF R6	26.260 +0.052	15.852 +0.046	31.280 +0.109	32.686	<b>1'46.078</b> 1'46.285	33	0.207
<b>Overall Ideal Time</b>			25.138	15.294	30.023	31.427	<b>1'41.882</b>		

18/10/2024  
These data/results cannot be reproduced, stored and/or transmitted in whole or in part by any manner of electronic, mechanical, photocopying, recording, broadcasting or otherwise now known or herein after developed without the previous express consent by the copyright owner, except for reproduction in daily press and regular printed publications on sale to the public within 60 days of the event related to those data/results and always provided that copyright symbol appears together as follows below.  
© DORNA WSBK ORGANIZATION Srl 2024

FIGR PERUGIA TIMING

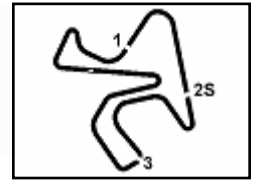












Jerez 4.423 m

## Prometeon Spanish Round, 18–20 October 2024

### Chronological Analysis Tissot Superpole

4 / 6

7	25.865	15.702	31.135	19'01.537	20'14.239P	236,9	16:29'21.580	13	25.514	15.626	30.991	32.852	1'44.983	237,4	16:34'44.121
8	32.965	16.047	40.302	40.066	2'09.380P	235,9	16:31'30.960	14	26.088	15.904	30.739	32.601	1'45.332	234,9	16:36'29.453
9	25.562	15.591	30.639	32.070	1'43.862	240,0	16:33'14.822	15	25.527	15.891	31.079	32.238	1'44.735	234,4	16:38'14.188
10	25.876	16.483	31.498	32.108	1'45.965C	200,7	16:35'00.787	16	25.801	15.681	30.814	32.041	1'44.337	235,4	16:39'58.525
11	25.518	<b>15.511</b>	<b>30.475</b>	32.023	1'43.527	243,7	16:36'44.314	17	25.595	15.697	32.386	33.221	1'46.899C	235,9	16:41'45.424
12	25.800	15.809	34.626	36.037	1'52.272	236,4	16:38'36.586								
13	25.597	15.545	30.760	33.159	1'45.061	<b>244,8</b>	16:40'21.647								

<b>23° 28 G. VAN STRAALEN [1'43.618]</b>										
Lap	Seg1	Seg2	Seg3	Seg4	Lap Time	km/h	Local Time			
1										
2	35.094	15.882	31.697	32.102	1'54.775P	<b>244,8</b>	16:01'54.728			
3	26.155	15.505	30.587	31.898	1'44.145	242,1	16:03'38.873			
4	32.866	15.557	33.862	<b>31.857</b>	1'54.142	240,5	16:05'33.015			
5	25.986	<b>15.440</b>	30.600	32.745	1'44.771C	241,1	16:07'17.786			
6	25.742	16.909	40.308	32.864	1'55.823C	221,7	16:09'13.609			
7	25.558	15.559	30.611	32.566	1'44.294	240,0	16:10'57.903			
8										
9	32.303	16.568	31.567	32.260	1'52.698P	231,4	16:29'30.832			
10	25.577	15.554	30.878	32.174	1'44.183	240,0	16:31'15.015			
11	25.558	15.640	31.015	32.427	1'44.640	239,5	16:32'59.655			
12	25.493	15.484	30.761	32.336	1'44.074	241,1	16:34'43.729			
13	25.915	15.599	30.799	31.957	1'44.270	238,4	16:36'27.999			
14	<b>25.442</b>	15.598	30.822	32.109	1'43.971	237,9	16:38'11.970			
15	25.486	15.639	<b>30.447</b>	32.046	1'43.618	236,9	16:39'55.588			
16	25.502	15.580	32.850	32.729	1'46.661C	238,4	16:41'42.249			

<b>20° 89 K. BIN PAWI [1'43.491]</b>							
Lap	Seg1	Seg2	Seg3	Seg4	Lap Time	km/h	Local Time
1							
2	35.583	15.884	31.545	32.917	1'55.929P	242,6	16:01'56.302
3	26.338	15.583	30.819	32.186	1'44.926	241,1	16:03'41.228
4	25.784	15.582	31.263	32.664	1'45.293	243,7	16:05'26.521
5	25.595	<b>15.433</b>	30.773	31.869	1'43.670	<b>245,3</b>	16:07'10.191
6	28.863	15.628	31.896	4'54.595	6'10.982P	238,4	16:13'21.173
7	33.204	15.584	30.997	31.977	1'51.762P	234,9	16:15'12.935
8	25.699	15.586	30.653	<b>31.789</b>	1'43.727	236,9	16:16'56.662
9	25.693	15.554	30.772	31.832	1'43.851	238,4	16:18'40.513
10	25.590	15.505	32.207	9'50.077	11'03.379P	235,4	16:29'43.892
11	30.525	15.563	36.767	31.857	1'54.712P	237,4	16:31'38.604
12	25.581	15.560	32.192	31.796	1'45.129	240,0	16:33'23.733
13	<b>25.533</b>	15.509	<b>30.637</b>	31.812	<b>1'43.491</b>	241,6	16:35'07.224
14	25.599	15.608	30.747	32.024	1'43.978	237,9	16:36'51.202
15	25.695	17.602	31.525	33.694	1'48.516	190,6	16:38'39.718
16	25.727	15.628	30.956	32.154	1'44.465	239,0	16:40'24.183

<b>24° 50 D. VOSTATEK [1'43.684]</b>										
Lap	Seg1	Seg2	Seg3	Seg4	Lap Time	km/h	Local Time			
1										
2	32.468	16.378	31.507	32.233	1'52.586P	224,4	16:02'52.645			
3	26.010	15.678	30.978	32.058	1'44.724	235,4	16:04'37.369			
4	25.591	15.747	30.695	31.821	1'43.854	235,9	16:06'21.223			
5	25.589	15.719	30.808	31.886	1'44.002	235,4	16:08'05.225			
6	25.510	15.844	<b>30.628</b>	32.031	1'44.013	234,9	16:09'49.238			
7	27.786	15.796	32.326	4'07.457	5'23.365P	235,4	16:15'12.603			
8	34.359	16.315	37.031	32.136	1'59.841P	<b>234,9</b>	16:17'12.444			
9	25.678	<b>15.558</b>	30.647	31.833	1'43.716	<b>236,9</b>	16:18'56.160			
10	28.630	16.240	30.969	32.171	1'48.010	235,4	16:20'44.170			
11	<b>25.464</b>	15.672	30.744	<b>31.804</b>	<b>1'43.684</b>	235,9	16:22'27.854			
12	26.951	15.830	31.239	5'34.714	6'48.734P	234,9	16:29'16.588			
13	34.187	16.218	32.119	32.045	1'54.569P	231,4	16:31'11.157			
14	25.745	15.891	30.634	31.841	1'44.111	236,4	16:32'55.268			
15	1'06.043	16.722	33.729	2'12.368	4'08.862P	233,4	16:37'04.130			
16	31.048	15.953	30.984	32.036	1'50.021P	233,4	16:38'54.151			
17	25.668	15.601	30.759	31.833	1'43.861C	236,4	16:40'38.012			

<b>21° 71 T. EDWARDS [1'43.564]</b>							
Lap	Seg1	Seg2	Seg3	Seg4	Lap Time	km/h	Local Time
1							
2	36.363	16.139	32.526	33.538	1'58.566P	244,3	16:01'57.177
3	26.565	15.763	31.745	32.506	1'46.579	<b>245,9</b>	16:03'43.756
4	26.065	15.893	31.796	32.480	1'46.234	243,7	16:05'29.990
5	26.168	15.837	31.784	33.045	1'46.834	243,7	16:07'16.824
6	26.595	15.846	31.937	33.115	1'47.493C	244,8	16:09'04.317
7	26.121	15.845	31.239	32.262	1'45.467	<b>245,9</b>	16:10'49.784
8	26.185	15.768	31.295	32.294	1'45.542	244,8	16:12'35.326
9	26.685	15.978	31.927	4'30.244	5'44.834P	241,1	16:18'20.160
10	32.509	16.017	31.484	32.561	1'52.571P	243,7	16:20'12.731
11	25.895	15.588	31.204	31.975	1'44.662	242,1	16:21'57.393
12	25.735	15.713	31.080	31.909	1'44.437	241,6	16:23'41.830
13	25.676	15.713	31.376	32.086	1'44.851	242,1	16:25'26.681
14	26.133	15.986	33.648	4'52.587	6'08.354CP	236,9	16:31'35.035
15	31.317	15.917	31.369	32.566	1'51.169P	233,9	16:33'26.204
16	25.911	15.720	36.181	38.982	1'56.794	241,1	16:35'22.998
17	<b>25.550</b>	15.507	<b>30.652</b>	<b>31.855</b>	<b>1'43.564</b>	241,6	16:37'06.562
18	25.801	15.698	31.014	32.372	1'44.885	240,5	16:38'51.447
19	25.579	<b>15.479</b>	30.706	31.892	1'43.656C	243,2	16:40'35.103

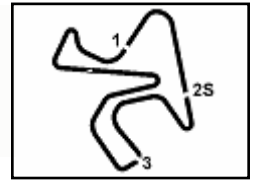
<b>25° 73 J. CRETARO [1'43.762]</b>										
Lap	Seg1	Seg2	Seg3	Seg4	Lap Time	km/h	Local Time			
1										
2	33.268	16.157	31.828	32.714	1'53.967P	237,9	16:01'57.775			
3	26.022	15.707	31.146	32.531	1'45.406	239,5	16:03'43.181			
4	26.130	15.867	31.259	32.416	1'45.672	<b>241,1</b>	16:05'28.853			
5	26.296	16.077	31.407	32.355	1'46.135	233,4	16:07'14.988			
6	25.861	15.701	31.097	32.239	1'44.898	234,9	16:08'59.886			
7	25.772	15.795	31.107	32.372	1'45.046	232,4	16:10'44.932			
8	26.149	15.924	31.455	5'12.054	6'25.582P	230,9	16:17'10.514			
9	35.109	16.234	32.186	33.059	1'56.588P	230,9	16:19'07.102			
10	26.011	15.854	31.230	32.667	1'45.762	231,4	16:20'52.864			
11	25.800	15.821	31.162	32.516	1'45.299	233,9	16:22'38.163			
12	25.892	15.833	31.066	32.643	1'45.434	232,9	16:24'23.597			
13	25.833	15.886	31.246	3'57.058	5'10.023P	232,4	16:29'33.620			
14	35.571	15.842	31.450	32.776	1'55.639P	232,9	16:31'29.259			
15	25.658	<b>15.520</b>	<b>30.644</b>	<b>31.940</b>	<b>1'43.762</b>	237,9	16:33'13.021			
16	25.906	15.805	30.814	32.340	1'44.865C	235,4	16:34'57.886			

18/10/2024

P = Pits In/Out - C = Lap Time Cancelled

These data/results cannot be reproduced, stored and/or transmitted in whole or in part by any manner of electronic, mechanical, photocopying, recording, broadcasting or otherwise now known or herein after developed without the previous express consent by the copyright owner, except for reproduction in daily press and regular printed publications on sale to the public within 60 days of the event related to those data/results and always provided that copyright symbol appears together as follows below.

© DORNA WSBK ORGANIZATION Srl 2024



Jerez 4.423 m

**5 / 6**
**Prometeon Spanish Round, 18-20 October 2024  
Chronological Analysis Tissot Superpole**

17	<b>25.643</b>	15.769	30.784	32.158	1'44.354	233,9	16:36'42.240
18	25.865	15.837	30.768	32.118	1'44.588	231,9	16:38'26.828
19	25.720	15.765	31.046	32.446	1'44.977	232,4	16:40'11.805

<b>26° 43 S. JESPERSEN [1'43.992]</b>							
Lap	Seg.1	Seg.2	Seg.3	Seg.4	Lap Time	km/h	Local Time
1							
2	34.469	15.927	32.337	32.796	1'55.529P	239,5	16:02'06.204
3	25.952	15.701	30.987	32.237	1'44.877	<b>242,6</b>	16:03'51.081
4	27.172	15.853	31.080	32.055	1'46.160	239,0	16:05'37.241
5	26.162	15.827	31.433	32.390	1'45.812	240,0	16:07'23.053
6	25.909	15.937	34.987	32.827	1'49.660C	239,0	16:09'12.713
7	26.098	15.773	30.888	32.569	1'44.964	239,0	16:10'57.677
8	27.798	15.844	31.284	9'26.927	10'41.853P	237,9	16:21'39.530
9	31.432	15.919	35.158	35.203	1'57.712P	239,5	16:23'37.242
10	25.946	<b>15.613</b>	30.904	32.108	1'44.571	241,1	16:25'21.813
11	26.098	17.286	31.697	6'10.183	7'25.264CP	228,1	16:32'47.077
12	30.852	15.631	30.684	<b>31.913</b>	1'49.080P	<b>242,6</b>	16:34'36.157
13	<b>25.646</b>	15.765	<b>30.506</b>	32.075	<b>1'43.992</b>	241,1	16:36'20.149
14	25.685	15.817	30.752	32.334	1'44.588	239,5	16:38'04.737
15	25.921	15.714	30.900	32.357	1'44.892	240,0	16:39'49.629
16	25.837	15.756	31.035	32.495	1'45.123C	239,5	16:41'34.752

<b>27° 33 M. GONZALEZ [1'44.352]</b>							
Lap	Seg.1	Seg.2	Seg.3	Seg.4	Lap Time	km/h	Local Time
1							
2	35.825	15.851	31.293	32.784	1'55.753P	<b>244,8</b>	16:01'54.195
3	25.711	15.629	31.024	<b>31.988</b>	<b>1'44.352</b>	241,6	16:03'38.547
4	25.717	<b>15.521</b>	<b>30.988</b>	32.176	1'44.402	243,2	16:05'22.949
5	25.654	15.691	31.196	35.183	1'47.724	238,4	16:07'10.673
6	25.739	15.562	32.879	13'14.573	14'28.753P	240,5	16:21'39.426
7	31.414	15.892	35.021	35.197	1'57.524P	241,1	16:23'36.950
8	25.708	15.569	31.196	32.253	1'44.726	239,5	16:25'21.676
9	25.768	17.332	33.446	32.340	1'48.886C	231,9	16:27'10.562
10	54.658	18.341	38.651	4'20.423	6'12.073P	195,7	16:33'22.635
11	32.097	15.934	31.548	32.668	1'52.247P	236,9	16:35'14.882
12	25.875	15.737	31.383	32.556	1'45.551	237,4	16:37'00.433
13	<b>25.646</b>	15.721	31.228	32.437	1'45.032	238,4	16:38'45.465
14	25.699	15.880	31.946	32.386	1'45.911C	236,4	16:40'31.376

<b>28° 20 M. VAN DER VOORT [1'44.484]</b>							
Lap	Seg.1	Seg.2	Seg.3	Seg.4	Lap Time	km/h	Local Time
1							
2	34.914	15.874	31.549	32.633	1'54.970P	239,0	16:01'54.242
3	26.046	<b>15.575</b>	<b>30.842</b>	<b>32.021</b>	<b>1'44.484</b>	<b>242,1</b>	16:03'38.726
4	25.974	15.692	31.213	32.318	1'45.197	238,4	16:05'23.923
5	25.916	15.677	31.196	32.232	1'45.021	239,0	16:07'08.944
6	26.039	15.750	31.187	32.637	1'45.613	237,9	16:08'54.557
7	29.562	16.015	31.879	6'00.770	7'18.226P	236,4	16:16'12.783
8	34.573	16.178	31.884	32.723	1'55.358P	234,4	16:18'08.141
9	25.970	15.677	31.159	2'18.731	3'31.537CP	237,9	16:21'39.678
10	31.609	15.769	36.378	34.671	1'58.427P	239,5	16:23'38.105
11	26.148	15.642	31.001	32.333	1'45.124	237,9	16:25'23.229
12	25.926	15.980	31.027	32.558	1'45.491C	234,9	16:27'08.720
13	25.877	15.679	31.015	32.586	1'45.157	237,4	16:28'53.877
14	29.013	16.064	31.878	3'22.292	4'39.247P	235,4	16:33'33.124
15	34.824	15.971	31.591	32.572	1'54.958P	236,4	16:35'28.082
16	25.917	15.786	30.913	32.244	1'44.860	235,9	16:37'12.942
17	29.395	15.746	31.610	32.574	1'49.325	237,4	16:39'02.267
18	<b>25.814</b>	15.694	33.232	32.588	1'47.328	235,9	16:40'49.595

<b>29° 68 L. POWER [1'44.696]</b>							
Lap	Seg.1	Seg.2	Seg.3	Seg.4	Lap Time	km/h	Local Time
1							
2	26.148	15.591	30.974	<b>31.983</b>	<b>1'44.696</b>	240,5	16:03'38.285
3	25.845	15.623	31.229	34.184	1'46.881	239,5	16:05'25.166
4	<b>25.834</b>	<b>15.527</b>	<b>30.827</b>	32.524	1'44.712	240,5	16:07'09.878
5	25.987	15.683	1'34.532	20'12.860	22'29.062P	238,4	16:29'38.940
6	32.375	15.661	32.455	7'48.519	9'09.010P	239,5	16:38'47.950
7	40.697	19.794	38.552	38.441	2'17.484P	180,9	16:41'05.434

<b>30° 91 F. FULIGNI [1'44.957]</b>							
Lap	Seg.1	Seg.2	Seg.3	Seg.4	Lap Time	km/h	Local Time
1							
2	33.265	16.030	31.951	32.872	1'54.118P	242,1	16:02'01.529
3	26.031	15.792	31.247	32.450	1'45.520	<b>244,3</b>	16:03'47.049
4	25.984	15.757	31.099	32.272	1'45.112	242,6	16:05'32.161
5	25.894	<b>15.721</b>	<b>31.017</b>	32.325	<b>1'44.957</b>	<b>244,3</b>	16:07'17.118
6	26.132	15.891	31.314	32.731	1'46.068C	242,1	16:09'03.186
7	26.008	15.764	31.293	33.149	1'46.214	243,2	16:10'49.400
8	25.942	15.774	31.122	<b>32.223</b>	1'45.061	243,2	16:12'34.461
9	<b>25.844</b>	15.760	31.102	32.358	1'45.064	241,1	16:14'19.525
10	28.082	16.186	32.307	7'29.617	8'46.192P	237,9	16:23'05.717
11	38.491	16.005	31.642	32.626	1'58.764P	239,0	16:25'04.481
12	26.095	15.906	31.215	10'02.462	11'15.678P	241,1	16:36'20.159
13	37.287	16.654	32.498	33.119	1'59.558P	235,4	16:38'19.717
14	26.281	15.913	31.291	32.461	1'45.946	237,4	16:40'05.663

<b>31° 3 R. DE ROSA [1'45.082]</b>							
Lap	Seg.1	Seg.2	Seg.3	Seg.4	Lap Time	km/h	Local Time
1							
2	43.535	16.690	32.495	32.761	2'05.481P		16:01'58.999
3	26.053	15.675	31.125	32.316	1'45.169	<b>238,4</b>	16:03'44.168
4	26.089	15.687	<b>31.089</b>	32.217	<b>1'45.082</b>		16:05'29.250
5	26.434	15.669	31.891	32.958	1'46.952		16:07'16.202
6	25.970	15.677	31.170	32.529	1'45.346		16:09'01.548
7	26.900	16.447	33.462	3'26.903	4'43.712P	206,7	16:13'45.260
8	40.810	16.691	31.719	32.487	2'01.707P	210,6	16:15'46.967
9	28.772	15.903	31.612	<b>31.995</b>	1'48.282		16:17'35.249
10	<b>25.708</b>	<b>15.589</b>					

<b>32° 29 G. MORENO [1'45.359]</b>							
Lap	Seg.1	Seg.2	Seg.3	Seg.4	Lap Time	km/h	Local Time
1							
2	38.975	15.902	32.068	33.198	2'00.143P	244,8	16:01'56.026
3	26.893	15.690	31.847	32.475	1'46.905	<b>245,9</b>	16:03'42.931
4	26.338	15.752	31.560	32.267	1'45.917	243,2	16:05'28.848
5	26.258	16.083	31.734	32.339	1'46.414	235,4	16:07'15.262
6	26.212	15.787	31.544	32.349	1'45.892C	243,2	16:09'01.154
7	26.381	15.969	31.567	4'59.544	6'13.461P	238,4	16:15'14.615
8	31.603	16.310	32.527	33.175	1'53.615P	233,9	16:17'08.230
9	26.449	15.895	31.584	32.434	1'46.362	241,1	16:18'54.592
10	26.219	15.901	31.433	32.410	1'45.963	237,9	16:20'40.555
11	26.983	16.016	32.680	5'44.318	6'59.997P	240,0	16:27'40.552
12	30.741	16.143	31.897	32.342	1'51.123P	236,9	16:29'31.675
13	26.091	15.752	31.285	32.231	<b>1'45.359</b>	243,2	16:31'17.034
14	<b>25.964</b>	15.924	<b>31.230</b>	32.307	1'45.425	240,5	16:33'02.459
15	26.080	15.825	31.268	32.335	1'45.508C	242,1	16:34'47.967
16	26.211	15.813	31.410	32.383	1'45.817	240,5	16:36'33.784
17	26.229	15.867	32.899	32.596	1'47.591	240,5	16:38'21.375
18	26.042	<b>15.689</b>	31.420	<b>32.225</b>	1'45.376	242,1	16:40'06.751

18/10/2024

P = Pits In/Out - C = Lap Time Cancelled

These data/results cannot be reproduced, stored and/or transmitted in whole or in part by any manner of electronic, mechanical, photocopying, recording, broadcasting or otherwise now known or herein after developed without the previous express consent by the copyright owner, except for reproduction in daily press and regular printed publications on sale to the public within 60 days of the event related to those data/results and always provided that copyright symbol appears together as follows below.

© DORNA WSBK ORGANIZATION Srl 2024



**Prometeon Spanish Round, 18-20 October 2024**  
**Chronological Analysis Tissot Superpole**

33° 39 K. KEANKUM [1'46.285]							
Lap	Seg.1	Seg.2	Seg.3	Seg.4	Lap Time	km/h	Local Time
1							
2	32.963	17.319	34.370	33.410	1'58.062P	206,7	16:02'08.276
3	26.408	<b>15.852</b>	31.703	33.006	1'46.969	237,9	16:03'55.245
4	26.728	15.998	31.833	32.774	1'47.333	233,4	16:05'42.578
5	26.543	16.011	31.635	33.134	1'47.323	234,4	16:07'29.901
6	26.395	16.105	32.861	33.906	1'49.267C	232,4	16:09'19.168
7	26.696	15.940	32.003	33.067	1'47.706	235,9	16:11'06.874
8	28.639	16.142	31.945	32.991	1'49.717C	233,9	16:12'56.591
9	26.589	16.075	31.834	33.073	1'47.571	233,9	16:14'44.162
10	26.387	15.999	31.699	32.970	1'47.055	234,4	16:16'31.217
11	27.306	16.580	32.652	33.278	1'49.816	223,9	16:18'21.033
12	26.422	16.069	31.803	33.003	1'47.297	235,4	16:20'08.330
13	27.478	16.224	34.211	7'40.660	8'58.573P	230,5	16:29'06.903
14	36.587	17.817	34.268	34.686	2'03.358P	204,0	16:31'10.261
15	26.575	15.948	31.560	32.812	1'46.895	233,9	16:32'57.156
16	<b>26.260</b>	15.896	31.748	32.926	1'46.830	236,4	16:34'43.986
17	26.545	15.855	<b>31.280</b>	32.820	1'46.500	<b>239,5</b>	16:36'30.486
18	26.312	15.898	31.389	<b>32.686</b>	<b>1'46.285</b>	237,4	16:38'16.771
19	26.305	15.857	31.654	32.975	1'46.791	235,4	16:40'03.562

18/10/2024

P = Pits In/Dut - C = Lap Time Cancelled

These data/results cannot be reproduced, stored and/or transmitted in whole or in part by any manner of electronic, mechanical, photocopying, recording, broadcasting or otherwise now known or herein after developed without the previous express consent by the copyright owner, except for reproduction in daily press and regular printed publications on sale to the public within 60 days of the event related to those data/results and always provided that copyright symbol appears together as follows below.

© DORNA WSBK ORGANIZATION Srl 2024



**Prometeon Spanish Round, 18-20 October 2024**  
**Best Laps & Speeds**

No.	Rider Bike	Nat	Best Lap		FP		SP												
			LL	SPD	LL	SPD	LL	SPD											
1	<b>99 A. HUERTAS</b> Ducati Panigale V2	ESP	<b>1'42.115</b> 33 245,9		1'43.528 15 <b>245,9</b>		<b>1'42.115</b> 18 244,8												
2	<b>9 J. NAVARRO</b> Ducati Panigale V2	ESP	<b>1'42.334</b> 32 246,4		1'43.197 17 <b>246,4</b>		<b>1'42.334</b> 15 245,9												
3	<b>23 M. SCHROETTER</b> MV Agusta F3 800 RR	GER	<b>1'42.364</b> 36 246,4		1'42.886 19 <b>246,4</b>		<b>1'42.364</b> 17 244,3												
4	<b>62 S. MANZI</b> Yamaha YZF R6	ITA	<b>1'42.385</b> 36 244,8		1'42.676 18 <b>244,8</b>		<b>1'42.385</b> 18 241,1												
5	<b>64 F. CARICASULO</b> MV Agusta F3 800 RR	ITA	<b>1'42.389</b> 33 249,2		1'42.494 17 <b>249,2</b>		<b>1'42.389</b> 16 246,4												
6	<b>55 Y. MONTELLA</b> Ducati Panigale V2	ITA	<b>1'42.416</b> 35 247,6		1'43.389 18 246,4		<b>1'42.416</b> 17 <b>247,6</b>												
7	<b>61 C. ONCU</b> Kawasaki ZX-6R	TUR	<b>1'42.469</b> 30 247,6		1'42.469 13 <b>247,6</b>		1'42.711 17 <b>247,6</b>												
8	<b>69 T. BOOTH-AMOS</b> Triumph Street Triple RS 765	GBR	<b>1'42.559</b> 32 245,3		1'43.062 16 243,2		<b>1'42.559</b> 16 <b>245,3</b>												
9	<b>53 V. DEBISE</b> Yamaha YZF R6	FRA	<b>1'42.590</b> 28 246,4		1'44.016 11 244,3		<b>1'42.590</b> 17 <b>246,4</b>												
10	<b>17 J. MCPHEE</b> Triumph Street Triple RS 765	GBR	<b>1'42.669</b> 33 244,3		1'42.973 16 <b>244,3</b>		<b>1'42.669</b> 17 243,2												
11	<b>54 B. SOFUOGLU</b> Yamaha YZF R6	TUR	<b>1'42.742</b> 31 243,7		1'43.354 17 <b>243,7</b>		<b>1'42.742</b> 14 240,0												
12	<b>94 L. MAHIAS</b> Yamaha YZF R6	FRA	<b>1'42.749</b> 32 244,3		1'42.875 16 <b>244,3</b>		<b>1'42.749</b> 16 240,0												
13	<b>11 B. BENDSNEYDER</b> MV Agusta F3 800 RR	NED	<b>1'42.816</b> 35 241,6		1'42.816 18 <b>241,6</b>		1'42.845 17 240,5												
14	<b>5 N. ANTONELLI</b> Ducati Panigale V2	ITA	<b>1'42.824</b> 36 248,1		1'43.663 19 246,4		<b>1'42.824</b> 17 <b>248,1</b>												
15	<b>32 D. BAYLISS</b> Ducati Panigale V2	AUS	<b>1'42.897</b> 34 245,3		1'43.869 18 <b>245,3</b>		<b>1'42.897</b> 16 242,6												
16	<b>27 K. TOBA</b> Honda CBR600RR	JPN	<b>1'42.966</b> 30 247,6		1'43.863 15 <b>247,6</b>		<b>1'42.966</b> 15 244,8												
17	<b>7 L. BALDASSARRI</b> Triumph Street Triple RS 765	ITA	<b>1'43.205</b> 34 242,1		1'43.205 18 240,0		1'43.268 16 <b>242,1</b>												
18	<b>40 S. CORSI</b> Ducati Panigale V2	ITA	<b>1'43.300</b> 35 246,4		1'44.250 19 <b>246,4</b>		<b>1'43.300</b> 16 243,2												
19	<b>72 Y. RUIZ</b> Yamaha YZF R6	ESP	<b>1'43.469</b> 29 247,0		1'43.997 17 <b>247,0</b>		<b>1'43.469</b> 12 244,8												
20	<b>89 K. BIN PAWI</b> Honda CBR600RR	MAS	<b>1'43.491</b> 31 245,3		1'43.891 16 244,8		<b>1'43.491</b> 15 <b>245,3</b>												
21	<b>71 T. EDWARDS</b> Ducati Panigale V2	AUS	<b>1'43.564</b> 35 245,9		1'44.965 17 245,3		<b>1'43.564</b> 18 <b>245,9</b>												
22	<b>77 M. PONS</b> Yamaha YZF R6	ESP	<b>1'43.574</b> 30 243,2		1'44.588 14 <b>243,2</b>		<b>1'43.574</b> 16 239,5												
23	<b>28 G. VAN STRAALEN</b> Yamaha YZF R6	NED	<b>1'43.618</b> 35 244,8		1'44.282 20 242,1		<b>1'43.618</b> 15 <b>244,8</b>												
24	<b>50 D. VOSTATEK</b> Triumph Street Triple RS 765	CZE	<b>1'43.678</b> 32 241,6		1'43.678 16 <b>241,6</b>		1'43.684 16 236,9												
25	<b>73 J. CRETARD</b> Triumph Street Triple RS 765	ITA	<b>1'43.762</b> 37 241,6		1'43.871 19 <b>241,6</b>		<b>1'43.762</b> 18 241,1												

18/10/2024

These data/results cannot be reproduced, stored and/or transmitted in whole or in part by any manner of electronic, mechanical, photocopying, recording, broadcasting or otherwise now known or herein after developed without the previous express consent by the copyright owner, except for reproduction in daily press and regular printed publications on sale to the public within 60 days of the event related to those data/results and always provided that copyright symbol appears together as follows below.

© DORNA WSBK ORGANIZATION Srl 2024



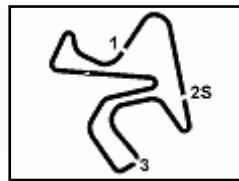
**Prometeon Spanish Round, 18-20 October 2024**  
**Best Laps & Speeds**

No.	Rider Bike	Nat	Best Lap		FP		SP								
			LL	SPD	LL	SPD	LL	SPD							
26	<b>43 S. JESPERSEN</b> Ducati Panigale V2	DEN	<b>1'43.992</b> 33	247,0	1'45.416 18	<b>247,0</b>	1'43.992 15	242,6							
27	<b>3 R. DE ROSA</b> QJMOTOR SRK 800 RR	ITA	<b>1'44.048</b> 25	243,2	1'44.048 17	<b>243,2</b>	1'45.082 8	238,4							
28	<b>33 M. GONZALEZ</b> Ducati Panigale V2	ESP	<b>1'44.352</b> 31	245,3	1'44.842 18	<b>245,3</b>	1'44.352 13	244,8							
29	<b>20 M. VAN DER VOORT</b> Yamaha YZF R6	NED	<b>1'44.484</b> 33	242,1	1'45.557 16	<b>242,1</b>	1'44.484 17	<b>242,1</b>							
30	<b>68 L. POWER</b> MV Agusta F3 800 RR	AUS	<b>1'44.696</b> 15	244,8	1'45.185 9	243,7	1'44.696 6	<b>244,8</b>							
31	<b>91 F. FULIGNI</b> Ducati Panigale V2	ITA	<b>1'44.957</b> 28	244,8	1'45.162 15	<b>244,8</b>	1'44.957 13	244,3							
32	<b>29 G. MORENO</b> Kawasaki ZX-6R	MEX	<b>1'45.359</b> 30	245,9	1'46.235 13	244,8	1'45.359 17	<b>245,9</b>							
33	<b>39 K. KEANKUM</b> Yamaha YZF R6	THA	<b>1'46.285</b> 25	239,5	1'49.064 7	236,4	1'46.285 18	<b>239,5</b>							

18/10/2024

These data/results cannot be reproduced, stored and/or transmitted in whole or in part by any manner of electronic, mechanical, photocopying, recording, broadcasting or otherwise now known or herein after developed without the previous express consent by the copyright owner, except for reproduction in daily press and regular printed publications on sale to the public within 60 days of the event related to those data/results and always provided that copyright symbol appears together as follows below.

© DORNA WSBK ORGANIZATION Srl 2024



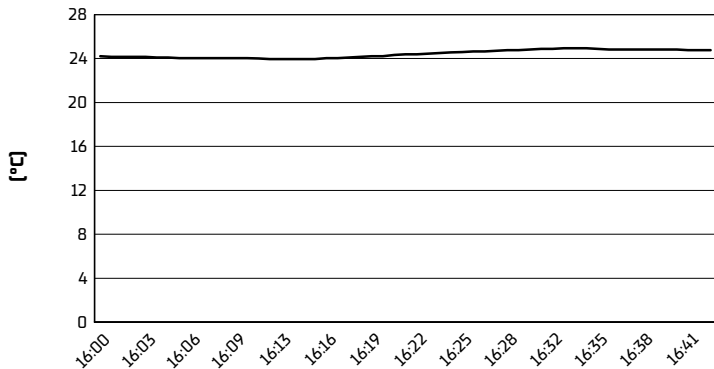
Jerez 4.423 m

**Prometeon Spanish Round, 18-20 October 2024**

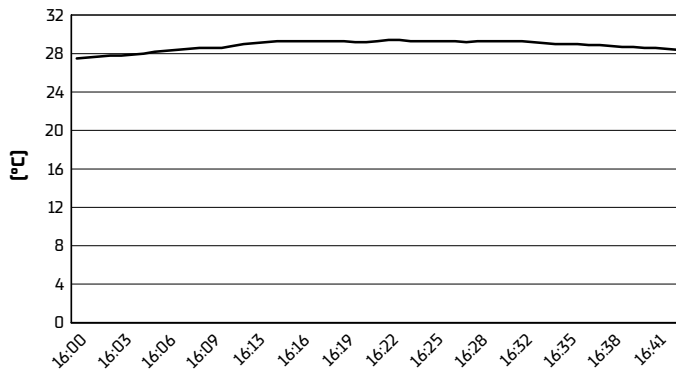
**Weather Report Tissot Superpole**

Session started 16:00 - Session ended 16:43

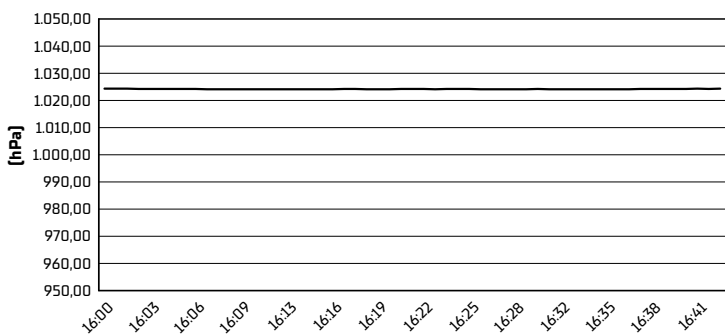
**Air Temperature**



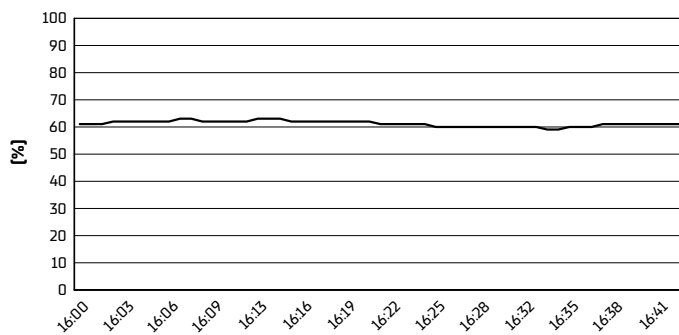
**Track Temperature**



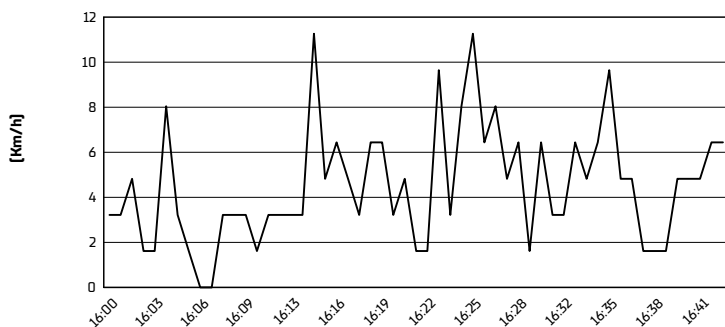
**Air Pressure**



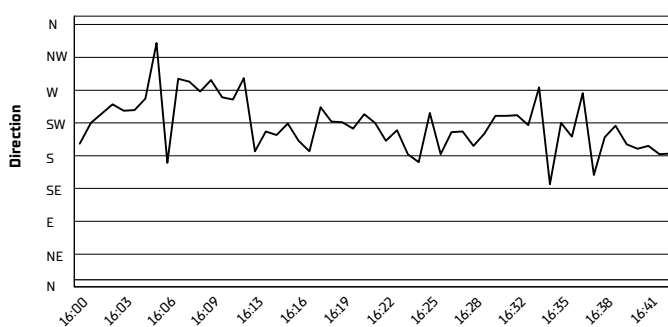
**Humidity**



**Wind Speed**



**Wind Direction**

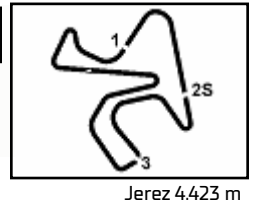


18/10/2024

These data/results cannot be reproduced, stored and/or transmitted in whole or in part by any manner of electronic, mechanical, photocopying, recording, broadcasting or otherwise now known or herein after developed without the previous express consent by the copyright owner, except for reproduction in daily press and regular printed publications on sale to the public within 60 days of the event related to those data/results and always provided that copyright symbol appears together as follows below.

© DORNA WSBK ORGANIZATION Srl 2024





**Prometeon Spanish Round, 18-20 October 2024**  
**Tissot Superpole Winners**

	2021	2022	2023	2024
<b>01 Phillip Island</b>		Caricasulo (Ita) Duc 1'37.161 (164,7 Km/h)	Manzi (Ita) Yam 1'32.814 (172,4 Km/h)	Huertas (Esp) Duc 1'31.407 (175,1 Km/h)
<b>02 Barcelona</b>	Gonzalez (Esp) Yam 1'44.593 (159,3 Km/h)	Aegerter (Sui) Yam 1'43.983 (160,2 Km/h)	Bulega (Ita) Duc 1'44.243 (159,8 Km/h)	Huertas (Esp) Duc 1'44.197 (159,9 Km/h)
<b>03 Assen</b>	Aegerter (Sui) Yam 1'37.222 (168,2 Km/h)	Aegerter (Sui) Yam 1'36.906 (168,7 Km/h)	Bulega (Ita) Duc 1'36.900 (168,7 Km/h)	Manzi (Ita) Yam 1'45.203 (155,4 Km/h)
<b>04 Misano</b>	Aegerter (Sui) Yam 1'37.726 (149,6 Km/h)	Aegerter (Sui) Yam 1'37.173 (150,4 Km/h)	Bulega (Ita) Duc 1'36.495 (151,5 Km/h)	Montella (Ita) Duc 1'36.876 (150,9 Km/h)
<b>05 Donington</b>		Aegerter (Sui) Yam 1'29.961 (160,9 Km/h)	Bulega (Ita) Duc 1'29.323 (162,0 Km/h)	Huertas (Esp) Duc 1'28.322 (163,9 Km/h)
<b>06 Most</b>	Gonzalez (Esp) Yam 1'35.213 (159,3 Km/h)	Baldassarri (Ita) Yam 1'34.952 (159,7 Km/h)	Bulega (Ita) Duc 1'34.479 (160,5 Km/h)	Montella (Ita) Duc 1'34.126 (161,1 Km/h)
<b>07 Portimao</b>	Cluzel (Fra) Yam 1'43.908 (159,1 Km/h)	Aegerter (Sui) Yam 1'43.065 (160,4 Km/h)	Bulega (Ita) Duc 1'42.769 (160,9 Km/h)	Huertas (Esp) Duc 1'43.352 (160,0 Km/h)
<b>08 Magny-Cours</b>	Bernardi (Smr) Yam 1'40.330 (158,3 Km/h)	Caricasulo (Ita) Duc 1'40.565 (157,9 Km/h)	Bulega (Ita) Duc 1'40.074 (158,7 Km/h)	Huertas (Esp) Duc 1'39.705 (159,3 Km/h)
<b>09 Cremona</b>				Huertas (Esp) Duc 1'31.478 (149,2 Km/h)
<b>10 Aragon</b>	Cluzel (Fra) Yam 1'52.937 (161,8 Km/h)	Baldassarri (Ita) Yam 1'52.706 (162,2 Km/h)	Bulega (Ita) Duc 1'52.306 (162,7 Km/h)	Huertas (Esp) Duc 1'52.932 (161,8 Km/h)
<b>11 Estoril</b>	Caricasulo (Ita) Yam 1'39.973 (150,6 Km/h)	Aegerter (Sui) Yam 1'39.046 (152,0 Km/h)		Montella (Ita) Duc 1'41.318 (148,6 Km/h)
<b>12 Jerez</b>	Oetti (Ger) Kaw 1'41.798 (156,4 Km/h)		Bulega (Ita) Duc 1'41.823 (156,4 Km/h)	Huertas (Esp) Duc 1'42.115 (155,9 Km/h)

**2024**

- 8** A. Huertas
- 3** Y. Montella
- 1** S. Manzi

**ALL TIMES**

- |                            |                          |                              |                     |
|----------------------------|--------------------------|------------------------------|---------------------|
| <b>34</b> K. Sofuoglu      | <b>5</b> C. Vermeulen    | <b>2</b> J. Teuchert         | <b>1</b> J. Whitham |
| <b>24</b> J. Cluzel        | <b>4</b> R. Krummenacher | <b>2</b> N. Tuuli            |                     |
| <b>22</b> S. Charpentier   | <b>4</b> R. Xaus         | <b>2</b> M. van der Mark     |                     |
| <b>17</b> B. Parkes        | <b>3</b> S. Cortese      | <b>1</b> L. Bernardi         |                     |
| <b>15</b> K. Muggeridge    | <b>3</b> K. Curtain      | <b>1</b> K. Coghlan          |                     |
| <b>14</b> F. Foret         | <b>3</b> J. Lascorz      | <b>1</b> C. Davies           |                     |
| <b>14</b> S. Lowes         | <b>3</b> I. MacPherson   | <b>1</b> M. Fabrizio         |                     |
| <b>12</b> F. Caricasulo    | <b>3</b> Y. Montella     | <b>1</b> T. Gradinger        |                     |
| <b>11</b> D. Aegerter      | <b>3</b> A. Pitt         | <b>1</b> C. Jones            |                     |
| <b>10</b> N. Bulega        | <b>3</b> D. Salom        | <b>1</b> C. Kellner          |                     |
| <b>10</b> C. Crutchlow     | <b>2</b> L. Baldassarri  | <b>1</b> F. Marino           |                     |
| <b>8</b> <b>A. Huertas</b> | <b>2</b> P. Bontempi     | <b>1</b> M. Meregalli        |                     |
| <b>8</b> L. Mahias         | <b>2</b> M. Gonzalez     | <b>1</b> S. Morais           |                     |
| <b>7</b> A. Locatelli      | <b>2</b> V. Guareschi    | <b>1</b> P. Oetti            |                     |
| <b>6</b> S. Chambon        | <b>2</b> M. Lagrive      | <b>1</b> C. Perolari         |                     |
| <b>6</b> E. Laverty        | <b>2</b> S. Manzi        | <b>1</b> P. Riba             |                     |
| <b>5</b> P. Casoli         | <b>2</b> M. Pirro        | <b>1</b> S. Sanna            |                     |
| <b>5</b> K. Fujiwara       | <b>2</b> L. Scassa       | <b>1</b> L. Stapleford       |                     |
| <b>5</b> P. Jacobsen       | <b>2</b> K. Smith        | <b>1</b> J. Van Den Goorberg |                     |

18/10/2024

These data/results cannot be reproduced, stored and/or transmitted in whole or in part by any manner of electronic, mechanical, photocopying, recording, broadcasting or otherwise now known or herein after developed without the previous express consent by the copyright owner, except for reproduction in daily press and regular printed publications on sale to the public within 60 days of the event related to those data/results and always provided that copyright symbol appears together as follows below.

© DORNA WSBK ORGANIZATION Srl 2024

FICR PERUGIA TIMING





**Prometeon Spanish Round, 18-20 October 2024**  
**Tissot Superpole Award**

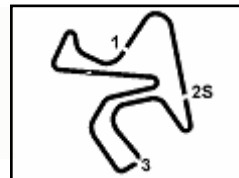
Points	Points From First	Points From Previous	February 25	March 24	April 21	June 16	July 14	July 21	August 11	September 8	September 22	September 29	October 13	October 20				
			PHILLIP ISLAND	BARCELONA	ASSEN	MISANO	DONINGTON PARK	MOST	PORTIMAO	MAGNY-COURS	CREMONA CIRCUIT	ARAGON	ESTORIL	JEREZ				
1	<b>HUERTAS</b> Adrian (ESP)	<b>130</b>	12	12	7	9	12	9	12	12	12	12	9	12				
2	<b>MONTELLA</b> Yari (ITA)	90	40	9	4		12	9	12	9	6	7	6	12	4			
3	<b>MANZI</b> Stefano (ITA)	82	48	8	6	7	12	7	7	7	5	9	2	7	6			
4	<b>MAHIAS</b> Lucas (FRA)	43	87	39	4	6			5		3	9	3	9	4			
5	<b>DEBISE</b> Valentin (FRA)	43	87	0	5	3			6	6	2	3	1	3	6	2		
6	<b>NAVARRO</b> Jorge (ESP)	38	92	5	1	1			1	4	3	5	7		9			
7	<b>SCHROETTER</b> Marcel (GER)	37	93	1	7	5	6			2	1	1	4	4		7		
8	<b>CARICASULO</b> Federico (ITA)	31	99	6	2				3	5	6	4	6			5		
9	<b>ONCU</b> Can (TUR)	20	110	11		9												
10	<b>VAN STRAALEN</b> Glenn (NED)	19	111	1									5	5				
11	<b>TUULI</b> Niki (FIN)	13	117	6					5	5	2				1			
12	<b>SOFUOGLU</b> Bahattin (TUR)	11	119	2	3				3	3	1	4						
13	<b>BOOTH-AMOS</b> Thomas (GBR)	10	120	1					2	3						3		
14	<b>MCPHEE</b> John (GBR)	6	124	4									5			1		
15	<b>BALDASSARRI</b> Lorenzo (ITA)	4	126	2					4									
16	<b>CORSI</b> Simone (ITA)	3	127	1												3		
17	<b>VOSTATEK</b> Ondrej (CZE)	2	128	1												2		
18	<b>BAYLISS</b> Oliver (AUS)	2	128	0					2									
19	<b>ANTONELLI</b> Niccolo (ITA)	2	128	0					2									
20	<b>EDWARDS</b> Tom (AUS)	1	129	1														
21	<b>SMITS</b> Twan (NED)	1	129	0														

18/10/2024 Odd points columns: Tissot Superpole Even points columns: Tissot Superpole Race

These data/results cannot be reproduced, stored and/or transmitted in whole or in part by any manner of electronic, mechanical, photocopying, recording, broadcasting or otherwise now known or herein after developed without the previous express consent by the copyright owner, except for reproduction in daily press and regular printed publications on sale to the public within 60 days of the event related to those data/results and always provided that copyright symbol appears together as follows below.

© DORNA WSBK ORGANIZATION Srl 2024





**Prometeon Spanish Round, 18-20 October 2024**  
**Provisional Starting Grid - Race 1 (17 Laps x 4,423 km = 75,191 km)**

Jerez 4.423 m

1	1	<b>99 HUERTAS A.</b> Ducati 1'42.115	2	<b>9 NAVARRO J.</b> Ducati 1'42.334	3	<b>23 SCHROETTER M.</b> MV Agusta 1'42.364
2	4	<b>62 MANZI S.</b> Yamaha 1'42.385	5	<b>64 CARICASULO F.</b> MV Agusta 1'42.389	6	<b>55 MONTELLA Y.</b> Ducati 1'42.416
3	7	<b>69 BOOTH-AMOS T.</b> Triumph 1'42.559	8	<b>53 DEBISE V.</b> Yamaha 1'42.590	9	<b>17 MCPHEE J.</b> Triumph 1'42.669
4	10	<b>61 ONCU C.</b> Kawasaki 1'42.711	11	<b>54 SOFUOGLU B.</b> Yamaha 1'42.742	12	<b>94 MAHIAS L.</b> Yamaha 1'42.749
5	13	<b>5 ANTONELLI N.</b> Ducati 1'42.824	14	<b>11 BENDSNEYDER B.</b> MV Agusta 1'42.845	15	<b>32 BAYLISS O.</b> Ducati 1'42.897
6	16	<b>27 TOBA K.</b> Honda 1'42.966	17	<b>7 BALDASSARRI L.</b> Triumph 1'43.268	18	<b>40 CORSI S.</b> Ducati 1'43.300
7	19	<b>72 RUIZ Y.</b> Yamaha 1'43.469	20	<b>89 BIN PAWI K.</b> Honda 1'43.491	21	<b>71 EDWARDS T.</b> Ducati 1'43.564
8	22	<b>77 PONS M.</b> Yamaha 1'43.574	23	<b>28 VAN STRAALLEN G.</b> Yamaha 1'43.618	24	<b>50 VOSTATEK O.</b> Triumph 1'43.684
9	25	<b>73 CRETARO J.</b> Triumph 1'43.762	26	<b>43 JESPERSEN S.</b> Ducati 1'43.992	27	<b>33 GONZALEZ M.</b> Ducati 1'44.352
10	28	<b>20 VAN DER VOORT M.</b> Yamaha 1'44.484	29	<b>68 POWER L.</b> MV Agusta 1'44.696	30	<b>91 FULIGNI F.</b> Ducati 1'44.957
11	31	<b>3 DE ROSA R.</b> QJMOTOR 1'45.082	32	<b>29 MORENO G.</b> Kawasaki 1'45.359	33	<b>39 KEANKUM K.</b> Yamaha 1'46.285

N.69 (Booth-Amos T.) has been penalized with a Long Lap Penalty - Irresponsible Riding during Estoril Race 2

18/10/2024 The Race Director .....

\* = Penalized

These data/results cannot be reproduced, stored and/or transmitted in whole or in part by any manner of electronic, mechanical, photocopying, recording, broadcasting or otherwise now known or herein after developed without the previous express consent by the copyright owner, except for reproduction in daily press and regular printed publications on sale to the public within 60 days of the event related to those data/results and always provided that copyright symbol appears together as follows below. @ DORNA WSBK ORGANIZATION Srl 2024