



Prometeon Spanish Round, 18-20 October 2024
Results Warm Up 1

No.	Rider	Nat	Team	Bike	Class	Time	Gap	Rel.	Laps	Speed	
										Avg	Max
1	62 S. MANZI	ITA	Pata Yamaha Ten Kate Racing	Yamaha YZF R6		1'42.420			5	155,466	241,6
2	61 C. ONCU	TUR	Kawasaki Puccetti Racing	Kawasaki ZX-6R		1'42.522	0.102	0.102	5	155,311	242,1
3	9 J. NAVARRO	ESP	Orelac Racing Verdnavtura	Ducati Panigale V2		1'42.756	0.336	0.234	5	154,957	248,1
4	32 O. BAYLISS	AUS	D34G Racing WorldSSP Team	Ducati Panigale V2		1'42.959	0.539	0.203	5	154,652	246,4
5	94 L. MAHIAS	FRA	GMT94 Yamaha	Yamaha YZF R6		1'42.999	0.579	0.040	5	154,592	240,0
6	99 A. HUERTAS	ESP	Aruba.it Racing WorldSSP Team	Ducati Panigale V2		1'43.046	0.626	0.047	5	154,521	244,8
7	55 Y. MONTELLA	ITA	Barni Spark Racing Team	Ducati Panigale V2		1'43.123	0.703	0.077	5	154,406	245,9
8	23 M. SCHROETTER	GER	MV Agusta Reparto Corse	MV Agusta F3 800 RR		1'43.154	0.734	0.031	5	154,360	242,6
9	64 F. CARICASULO	ITA	Motozoo ME AIR Racing	MV Agusta F3 800 RR		1'43.160	0.740	0.006	5	154,351	247,6
10	17 J. MCPHEE	GBR	WRP by SKM-Triumph	Triumph Street Triple RS 765		1'43.288	0.868	0.128	5	154,159	245,3
11	69 T. BOOTH-AMOS	GBR	PTR Triumph	Triumph Street Triple RS 765		1'43.341	0.921	0.053	5	154,080	241,1
12	28 G. VAN STRAALEN	NED	Pata Yamaha Ten Kate Racing	Yamaha YZF R6		1'43.370	0.950	0.029	5	154,037	241,6
13	53 V. DEBISE	FRA	Evan Bros. WorldSSP Yamaha Team	Yamaha YZF R6		1'43.412	0.992	0.042	5	153,974	248,7
14	73 J. CRETARO	ITA	PS Racing Team	Triumph Street Triple RS 765		1'43.467	1.047	0.055	5	153,893	239,5
15	7 L. BALDASSARRI	ITA	WRP by SKM-Triumph	Triumph Street Triple RS 765		1'43.494	1.074	0.027	5	153,852	239,0
16	72 Y. RUIZ	ESP	VFT Racing Yamaha	Yamaha YZF R6		1'43.583	1.163	0.089	5	153,720	243,7
17	54 B. SOFUOGLU	TUR	Yamaha Thailand Racing Team	Yamaha YZF R6		1'43.605	1.185	0.022	5	153,688	239,0
18	40 S. CORSI	ITA	Renzi Corse	Ducati Panigale V2	*	1'43.651	1.231	0.046	5	153,619	243,7
19	11 B. BENDSNEYDER	NED	MV Agusta Reparto Corse	MV Agusta F3 800 RR		1'43.749	1.329	0.098	5	153,474	242,6
20	50 O. VOSTATEK	CZE	PTR Triumph	Triumph Street Triple RS 765		1'43.854	1.434	0.105	5	153,319	241,6
21	5 N. ANTONELLI	ITA	Ecosantagata Althea Racing Team	Ducati Panigale V2		1'44.051	1.631	0.197	5	153,029	245,3
22	27 K. TOBA	JPN	PETRONAS MIE Racing Honda	Honda CBR600RR		1'44.052	1.632	0.001	5	153,027	248,7
23	77 M. PONS	ESP	Team Prodina AltoGo	Yamaha YZF R6	*	1'44.068	1.648	0.016	5	153,004	241,6
24	89 K. BIN PAWI	MAS	PETRONAS MIE Racing Honda	Honda CBR600RR		1'44.125	1.705	0.057	5	152,920	243,7
25	33 M. GONZALEZ	ESP	EAB Racing Team	Ducati Panigale V2		1'44.522	2.102	0.397	5	152,339	241,1
26	71 T. EDWARDS	AUS	D34G Racing WorldSSP Team	Ducati Panigale V2	*	1'44.768	2.348	0.246	5	151,982	244,8
27	3 R. DE ROSA	ITA	QJMOTOR Factory Racing	QJMOTOR SRK 800 RR	*	1'44.882	2.462	0.114	5	151,816	242,6
28	43 S. JESPERSEN	DEN	Ecosantagata Althea Racing Team	Ducati Panigale V2		1'44.969	2.549	0.087	5	151,690	241,1
29	68 L. POWER	AUS	Motozoo ME AIR Racing	MV Agusta F3 800 RR	*	1'45.012	2.592	0.043	5	151,628	243,2
30	29 G. MORENO	MEX	VIAMO Racing by MTM	Kawasaki ZX-6R		1'45.638	3.218	0.626	5	150,730	245,3
31	91 F. FULIGNI	ITA	Orelac Racing Verdnavtura	Ducati Panigale V2	*	1'45.951	3.531	0.313	5	150,285	245,3
32	39 K. KEANKUM	THA	Yamaha Thailand Racing Team	Yamaha YZF R6		1'46.198	3.778	0.247	5	149,935	240,0
----- Out 105% in this Session -----											
33	20 M. VAN DER VOORT	NED	MS Racing	Yamaha YZF R6					0		

Qualifying Lap Time [105% of 1'42.420]: **1'47.541**

* WorldSSP Challenge

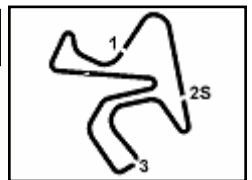
AIR	Humidity:	86%	Temp:	19°C
TRACK	Condition:	Dry	Temp:	18°C

Records	Pole	[SP]	2019	R.Krummenacher	1'41.775	156,450	Km/h
	Race	[RC1]	2023	N.Bulega	1'41.875	156,300	Km/h
	All Times	[SP]	2019	R.Krummenacher	1'41.775	156,450	Km/h

Start End The results are provisional until the end of the time limit for protests and appeals
19/10/2024 10:25 10:37 and the completion of the technical checks.

These data/results cannot be reproduced, stored and/or transmitted in whole or in part by any manner of electronic, mechanical, photocopying, recording, broadcasting or otherwise now known or herein after developed without the previous express consent by the copyright owner, except for reproduction in daily press and regular printed publications on sale to the public within 60 days of the event related to those data/results and always provided that copyright symbol appears together as follows below.

© DORNA WSBK ORGANIZATION Srl 2024



Prometeon Spanish Round, 18-20 October 2024
Results Warm Up 1

Session Highlights

Local Time	No. Rider	Description
10.25.00		Start of Session
10.25.06		WorldSSP Pit Intervention Time: 1min 11secs
10.25.49	20 M. VAN DER VOORT	#20 Stopped with Technical Problem - Turn 2
10.28.52	28 G. VAN STRAALEN	#28 Lap Time Cancelled (First Lap) - Exceeded Track Limits - Turn 13
10.32.58	62 S. MANZI	#62 Racelink GPS NOT working properly - Too few gps satellites
10.32.58	69 T. BOOTH-AMOS	#69 Racelink GPS NOT working properly - Too few gps satellites
10.32.58	28 G. VAN STRAALEN	#28 Racelink GPS NOT working properly - Too few gps satellites
10.37.14		End of Session

Fastest Laps Sequence

No.	Rider	Nat	Team	Bike	Local Time	Time	Gap	Avg
55	Y. MONTELLA	ITA	Barni Spark Racing Team	Ducati Panigale V2	10:28'36.580	1'43.912		153,234
61	C. ONCU	TUR	Kawasaki Puccetti Racing	Kawasaki ZX-6R	10:28'45.096	1'43.480	-0.432	153,873
62	S. MANZI	ITA	Pata Yamaha Ten Kate Racing	Yamaha YZF R6	10:29'55.840	1'43.216	-0.264	154,267
94	L. MAHIAS	FRA	GMT94 Yamaha	Yamaha YZF R6	10:30'58.938	1'43.059	-0.157	154,502
62	S. MANZI	ITA	Pata Yamaha Ten Kate Racing	Yamaha YZF R6	10:31'38.754	1'42.914	-0.145	154,719
61	C. ONCU	TUR	Kawasaki Puccetti Racing	Kawasaki ZX-6R	10:32'12.758	1'42.522	-0.392	155,311
62	S. MANZI	ITA	Pata Yamaha Ten Kate Racing	Yamaha YZF R6	10:35'03.853	1'42.420	-0.102	155,466

Start 19/10/2024 10:25 End 10:37 The results are provisional until the end of the time limit for protests and appeals and the completion of the technical checks.

These data/results cannot be reproduced, stored and/or transmitted in whole or in part by any manner of electronic, mechanical, photocopying, recording, broadcasting or otherwise now known or herein after developed without the previous express consent by the copyright owner, except for reproduction in daily press and regular printed publications on sale to the public within 60 days of the event related to those data/results and always provided that copyright symbol appears together as follows below.

© DORNA WSBK ORGANIZATION Srl 2024

Prometeon Spanish Round, 18-20 October 2024
Best Sectors & Speed Warm Up 1

BEST LAP		
1	62 S. MANZI	Yamaha YZF R6 1'42.420
2	61 C. ONCU	Kawasaki ZX-6R 1'42.522
3	9 J. NAVARRO	Ducati Panigale V2 1'42.756
4	32 D. BAYLISS	Ducati Panigale V2 1'42.959
5	94 L. MAHIAS	Yamaha YZF R6 1'42.999
6	99 A. HUERTAS	Ducati Panigale V2 1'43.046
7	55 Y. MONTELLA	Ducati Panigale V2 1'43.123
8	23 M. SCHROETTER	MV Agusta F3 800 RR 1'43.154
9	64 F. CARICASULO	MV Agusta F3 800 RR 1'43.160
10	17 J. MCPHEE	Triumph Street Triple RS 765 1'43.288
11	69 T. BOOTH-AMOS	Triumph Street Triple RS 765 1'43.341
12	28 G. VAN STRAALEN	Yamaha YZF R6 1'43.370
13	53 V. DEBISE	Yamaha YZF R6 1'43.412
14	73 J. CRETARO	Triumph Street Triple RS 765 1'43.467
15	7 L. BALDASSARRI	Triumph Street Triple RS 765 1'43.494
16	72 Y. RUIZ	Yamaha YZF R6 1'43.583
17	54 B. SOFUOGLU	Yamaha YZF R6 1'43.605
18	40 S. CORSI	Ducati Panigale V2 1'43.651
19	11 B. BENDSNEYDER	MV Agusta F3 800 RR 1'43.749
20	50 D. VOSTATEK	Triumph Street Triple RS 765 1'43.854
21	5 N. ANTONELLI	Ducati Panigale V2 1'44.051
22	27 K. TOBA	Honda CBR600RR 1'44.052
23	77 M. PONS	Yamaha YZF R6 1'44.068
24	89 K. BIN PAWI	Honda CBR600RR 1'44.125
25	33 M. GONZALEZ	Ducati Panigale V2 1'44.522
26	71 T. EDWARDS	Ducati Panigale V2 1'44.768
27	3 R. DE ROSA	QJMOTOR SRK 800 RR 1'44.882
28	43 S. JESPERSEN	Ducati Panigale V2 1'44.969
29	68 L. POWER	MV Agusta F3 800 RR 1'45.012
30	29 G. MORENO	Kawasaki ZX-6R 1'45.638
31	91 F. FULIGNI	Ducati Panigale V2 1'45.951
32	39 K. KEANKUM	Yamaha YZF R6 1'46.198
33	20 M. VAN DER VOORT	Yamaha YZF R6

SPEED		
1	27 K. TOBA	Honda CBR600RR 248,7
2	53 V. DEBISE	Yamaha YZF R6 248,7
3	9 J. NAVARRO	Ducati Panigale V2 248,1
4	64 F. CARICASULO	MV Agusta F3 800 RR 247,6
5	32 D. BAYLISS	Ducati Panigale V2 246,4
6	55 Y. MONTELLA	Ducati Panigale V2 245,9
7	29 G. MORENO	Kawasaki ZX-6R 245,3
8	17 J. MCPHEE	Triumph Street Triple RS 765 245,3
9	91 F. FULIGNI	Ducati Panigale V2 245,3
10	5 N. ANTONELLI	Ducati Panigale V2 245,3
11	99 A. HUERTAS	Ducati Panigale V2 244,8
12	71 T. EDWARDS	Ducati Panigale V2 244,8
13	89 K. BIN PAWI	Honda CBR600RR 243,7
14	72 Y. RUIZ	Yamaha YZF R6 243,7
15	40 S. CORSI	Ducati Panigale V2 243,7
16	68 L. POWER	MV Agusta F3 800 RR 243,2
17	23 M. SCHROETTER	MV Agusta F3 800 RR 242,6
18	3 R. DE ROSA	QJMOTOR SRK 800 RR 242,6
19	11 B. BENDSNEYDER	MV Agusta F3 800 RR 242,6
20	61 C. ONCU	Kawasaki ZX-6R 242,1
21	28 G. VAN STRAALEN	Yamaha YZF R6 241,6
22	77 M. PONS	Yamaha YZF R6 241,6
23	50 D. VOSTATEK	Triumph Street Triple RS 765 241,6
24	62 S. MANZI	Yamaha YZF R6 241,6
25	69 T. BOOTH-AMOS	Triumph Street Triple RS 765 241,1
26	33 M. GONZALEZ	Ducati Panigale V2 241,1
27	43 S. JESPERSEN	Ducati Panigale V2 241,1
28	94 L. MAHIAS	Yamaha YZF R6 240,0
29	39 K. KEANKUM	Yamaha YZF R6 240,0
30	73 J. CRETARO	Triumph Street Triple RS 765 239,5
31	7 L. BALDASSARRI	Triumph Street Triple RS 765 239,0
32	54 B. SOFUOGLU	Yamaha YZF R6 239,0

SEG. 1			SEG. 2			SEG. 3			SEG. 4		
1	62 S. MANZI	25.149	1	9 J. NAVARRO	15.322	1	62 S. MANZI	30.212	1	61 C. ONCU	31.488
2	61 C. ONCU	25.266	2	53 V. DEBISE	15.325	2	61 C. ONCU	30.239	2	9 J. NAVARRO	31.541
3	32 D. BAYLISS	25.328	3	64 F. CARICASULO	15.351	3	17 J. MCPHEE	30.334	3	62 S. MANZI	31.577
4	99 A. HUERTAS	25.360	4	32 D. BAYLISS	15.361	4	11 B. BENDSNEYDER	30.338	4	53 V. DEBISE	31.612
5	9 J. NAVARRO	25.393	5	55 Y. MONTELLA	15.373	5	94 L. MAHIAS	30.365	5	99 A. HUERTAS	31.660
6	73 J. CRETARO	25.415	6	17 J. MCPHEE	15.398	6	54 B. SOFUOGLU	30.409	6	94 L. MAHIAS	31.668
7	55 Y. MONTELLA	25.434	7	27 K. TOBA	15.413	7	28 G. VAN STRAALEN	30.428	7	7 L. BALDASSARRI	31.690
8	69 T. BOOTH-AMOS	25.442	8	23 M. SCHROETTER	15.414	8	9 J. NAVARRO	30.430	8	55 Y. MONTELLA	31.711
9	72 Y. RUIZ	25.456	9	11 B. BENDSNEYDER	15.421	9	32 D. BAYLISS	30.435	9	23 M. SCHROETTER	31.711
10	64 F. CARICASULO	25.460	10	94 L. MAHIAS	15.422	10	99 A. HUERTAS	30.439	10	73 J. CRETARO	31.757
11	94 L. MAHIAS	25.462	11	3 R. DE ROSA	15.456	11	64 F. CARICASULO	30.470	11	32 D. BAYLISS	31.779
12	28 G. VAN STRAALEN	25.469	12	62 S. MANZI	15.461	12	23 M. SCHROETTER	30.493	12	64 F. CARICASULO	31.804
13	53 V. DEBISE	25.488	13	28 G. VAN STRAALEN	15.468	13	53 V. DEBISE	30.516	13	69 T. BOOTH-AMOS	31.821
14	23 M. SCHROETTER	25.520	14	99 A. HUERTAS	15.473	14	72 Y. RUIZ	30.542	14	50 D. VOSTATEK	31.853
15	11 B. BENDSNEYDER	25.531	15	40 S. CORSI	15.494	15	7 L. BALDASSARRI	30.558	15	40 S. CORSI	31.869
16	5 N. ANTONELLI	25.571	16	5 N. ANTONELLI	15.496	16	69 T. BOOTH-AMOS	30.567	16	11 B. BENDSNEYDER	31.888
17	7 L. BALDASSARRI	25.582	17	61 C. ONCU	15.501	17	55 Y. MONTELLA	30.598	17	28 G. VAN STRAALEN	31.896
18	40 S. CORSI	25.585	18	71 T. EDWARDS	15.503	18	40 S. CORSI	30.617	18	5 N. ANTONELLI	31.921
19	17 J. MCPHEE	25.625	19	69 T. BOOTH-AMOS	15.507	19	73 J. CRETARO	30.625	19	72 Y. RUIZ	31.927
20	54 B. SOFUOGLU	25.633	20	68 L. POWER	15.521	20	5 N. ANTONELLI	30.662	20	17 J. MCPHEE	31.931
21	50 D. VOSTATEK	25.657	21	77 M. PONS	15.533	21	77 M. PONS	30.673	21	89 K. BIN PAWI	31.958
22	33 M. GONZALEZ	25.682	22	54 B. SOFUOGLU	15.535	22	50 D. VOSTATEK	30.714	22	27 K. TOBA	31.959
23	27 K. TOBA	25.723	23	73 J. CRETARO	15.550	23	27 K. TOBA	30.779	23	54 B. SOFUOGLU	31.960
24	77 M. PONS	25.730	24	50 D. VOSTATEK	15.565	24	89 K. BIN PAWI	30.824	24	77 M. PONS	32.038
25	3 R. DE ROSA	25.762	25	89 K. BIN PAWI	15.567	25	33 M. GONZALEZ	30.866	25	3 R. DE ROSA	32.101
26	89 K. BIN PAWI	25.776	26	7 L. BALDASSARRI	15.585	26	71 T. EDWARDS	30.911	26	68 L. POWER	32.162
27	71 T. EDWARDS	25.806	27	72 Y. RUIZ	15.606	27	3 R. DE ROSA	31.019	27	33 M. GONZALEZ	32.163
28	43 S. JESPERSEN	25.866	28	33 M. GONZALEZ	15.669	28	43 S. JESPERSEN	31.041	28	71 T. EDWARDS	32.242
29	68 L. POWER	25.998	29	39 K. KEANKUM	15.689	29	91 F. FULIGNI	31.146	29	43 S. JESPERSEN	32.251
30	29 G. MORENO	26.061	30	43 S. JESPERSEN	15.736	30	68 L. POWER	31.221	30	29 G. MORENO	32.296
31	91 F. FULIGNI	26.079	31	29 G. MORENO	15.742	31	29 G. MORENO	31.357	31	39 K. KEANKUM	32.560
32	39 K. KEANKUM	26.271	32	91 F. FULIGNI	15.794	32	39 K. KEANKUM	31.546	32	91 F. FULIGNI	32.620

19/10/2024

These data/results cannot be reproduced, stored and/or transmitted in whole or in part by any manner of electronic, mechanical, photocopying, recording, broadcasting or otherwise now known or herein after developed without the previous express consent by the copyright owner, except for reproduction in daily press and regular printed publications on sale to the public within 60 days of the event related to those data/results and always provided that copyright symbol appears together as follows below.

© DORNA WSBK ORGANIZATION Srl 2024



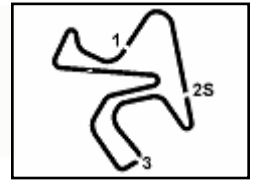
Jerez 4.423 m

Prometeon Spanish Round, 18-20 October 2024
Ideal Times Warm Up 1

No. Rider	Nat	Bike	Seg. 1 Diff. 1	Seg. 2 Diff. 2	Seg. 3 Diff. 3	Seg. 4 Diff. 4	Ideal Time Best Lap	Pos.	Diff.
1 62 S. MANZI	ITA	Yamaha YZF R6	25.149	15.461 +0.021	30.212	31.577	1'42.399 1'42.420	1	0.021
2 61 C. ONCU	TUR	Kawasaki ZX-6R	25.266 +0.015	15.501 +0.013	30.239	31.488	1'42.494 1'42.522	2	0.028
3 9 J. NAVARRO	ESP	Ducati Panigale V2	25.393 +0.046	15.322	30.430	31.541 +0.024	1'42.686 1'42.756	3	0.070
4 32 O. BAYLISS	AUS	Ducati Panigale V2	25.328	15.361 +0.056	30.435	31.779	1'42.903 1'42.959	4	0.056
5 94 L. MAHIAS	FRA	Yamaha YZF R6	25.462	15.422 +0.045	30.365	31.668 +0.037	1'42.917 1'42.999	5	0.082
6 99 A. HUERTAS	ESP	Ducati Panigale V2	25.360	15.473 +0.044	30.439 +0.034	31.660 +0.036	1'42.932 1'43.046	6	0.114
7 53 V. DEBISE	FRA	Yamaha YZF R6	25.488	15.325 +0.131	30.516	31.612 +0.340	1'42.941 1'43.412	13	0.471
8 64 F. CARICASULO	ITA	MV Agusta F3 800 RR	25.460	15.351 +0.061	30.470	31.804 +0.014	1'43.085 1'43.160	9	0.075
9 55 Y. MONTELLA	ITA	Ducati Panigale V2	25.434	15.373	30.598	31.711 +0.007	1'43.116 1'43.123	7	0.007
10 23 M. SCHROETTER	GER	MV Agusta F3 800 RR	25.520	15.414 +0.016	30.493	31.711	1'43.138 1'43.154	8	0.016
11 11 B. BENDSNEYDER	NED	MV Agusta F3 800 RR	25.531 +0.035	15.421 +0.043	30.338 +0.179	31.888 +0.314	1'43.178 1'43.749	19	0.571
12 28 G. VAN STRAALEN	NED	Yamaha YZF R6	25.469	15.468 +0.109	30.428	31.896	1'43.261 1'43.370	12	0.109
13 17 J. MCPHEE	GBR	Triumph Street Triple RS 765	25.625	15.398	30.334	31.931	1'43.288 1'43.288	10	
14 69 T. BOOTH-AMOS	GBR	Triumph Street Triple RS 765	25.442	15.507	30.567	31.821 +0.004	1'43.337 1'43.341	11	0.004
15 73 J. CRETARO	ITA	Triumph Street Triple RS 765	25.415	15.550	30.625	31.757 +0.120	1'43.347 1'43.467	14	0.120
16 7 L. BALDASSARRI	ITA	Triumph Street Triple RS 765	25.582	15.585 +0.025	30.558	31.690 +0.054	1'43.415 1'43.494	15	0.079
17 72 Y. RUIZ	ESP	Yamaha YZF R6	25.456	15.606 +0.052	30.542	31.927	1'43.531 1'43.583	16	0.052
18 54 B. SOFUOGLU	TUR	Yamaha YZF R6	25.633 +0.068	15.535	30.409	31.960	1'43.537 1'43.605	17	0.068
19 40 S. CORSI	ITA	Ducati Panigale V2	25.585 +0.010	15.494 +0.076	30.617	31.869	1'43.565 1'43.651	18	0.086
20 5 N. ANTONELLI	ITA	Ducati Panigale V2	25.571 +0.152	15.496 +0.249	30.662	31.921	1'43.650 1'44.051	21	0.401
21 50 O. VOSTATEK	CZE	Triumph Street Triple RS 765	25.657	15.565	30.714 +0.041	31.853 +0.024	1'43.789 1'43.854	20	0.065
22 27 K. TOBA	JPN	Honda CBR600RR	25.723 +0.092	15.413 +0.086	30.779	31.959	1'43.874 1'44.052	22	0.178
23 77 M. PONS	ESP	Yamaha YZF R6	25.730	15.533 +0.073	30.673 +0.021	32.038	1'43.974 1'44.068	23	0.094
24 89 K. BIN PAWI	MAS	Honda CBR600RR	25.776	15.567	30.824	31.958	1'44.125 1'44.125	24	
25 3 R. DE ROSA	ITA	QJMOTOR SRK 800 RR	25.762 +0.068	15.456 +0.225	31.019	32.101 +0.251	1'44.338 1'44.882	27	0.544
26 33 M. GONZALEZ	ESP	Ducati Panigale V2	25.682 +0.003	15.669 +0.023	30.866	32.163 +0.116	1'44.380 1'44.522	25	0.142
27 71 T. EDWARDS	AUS	Ducati Panigale V2	25.806 +0.055	15.503 +0.173	30.911	32.242 +0.078	1'44.462 1'44.768	26	0.306
28 43 S. JESPERSEN	DEN	Ducati Panigale V2	25.866	15.736	31.041 +0.075	32.251	1'44.894 1'44.969	28	0.075
29 68 L. POWER	AUS	MV Agusta F3 800 RR	25.998 +0.047	15.521	31.221	32.162 +0.063	1'44.902 1'45.012	29	0.110
30 29 G. MORENO	MEX	Kawasaki ZX-6R	26.061 +0.180	15.742 +0.002	31.357	32.296	1'45.456 1'45.638	30	0.182
31 91 F. FULIGNI	ITA	Ducati Panigale V2	26.079 +0.312	15.794	31.146	32.620	1'45.639 1'45.951	31	0.312
32 39 K. KEANKUM	THA	Yamaha YZF R6	26.271 +0.035	15.689 +0.097	31.546	32.560	1'46.066 1'46.198	32	0.132
20 M. VAN DER VOORT	NED	Yamaha YZF R6							
Overall Ideal Time			25.149	15.322	30.212	31.488	1'42.171		

19/10/2024
These data/results cannot be reproduced, stored and/or transmitted in whole or in part by any manner of electronic, mechanical, photocopying, recording, broadcasting or otherwise now known or herein after developed without the previous express consent by the copyright owner, except for reproduction in daily press and regular printed publications on sale to the public within 60 days of the event related to those data/results and always provided that copyright symbol appears together as follows below.
© DORNA WSBK ORGANIZATION Srl 2024





Prometeon Spanish Round, 18-20 October 2024
Chronological Analysis Warm Up 1

1° 62 S. MANZI [1'42.420]							
Lap	Seg.1	Seg.2	Seg.3	Seg.4	Lap Time	km/h	Local Time
1							
2	31.779	15.835	31.625	32.045	1'51.284P	239,0	10:28'12.624
3	25.483	15.510	30.521	31.702	1'43.216	241,1	10:29'55.840
4	25.318	15.535	30.383	31.678	1'42.914	241,1	10:31'38.754
5	25.253	15.461	30.332	31.633	1'42.679	240,5	10:33'21.433
6	25.149	15.482	30.212	31.577	1'42.420	241,6	10:35'03.853

2° 61 C. ONCU [1'42.522]							
Lap	Seg.1	Seg.2	Seg.3	Seg.4	Lap Time	km/h	Local Time
1				33.482			
2	25.432	15.501	30.486	32.061	1'43.480	240,5	10:28'45.096
3	25.886	15.519	31.690	32.045	1'45.140	242,1	10:30'30.236
4	25.281	15.514	30.239	31.488	1'42.522	240,5	10:32'12.758
5	25.957	15.587	30.597	31.722	1'43.863	239,5	10:33'56.621
6	25.266	15.505	30.308	31.632	1'42.711	240,0	10:35'39.332

3° 9 J. NAVARRO [1'42.756]							
Lap	Seg.1	Seg.2	Seg.3	Seg.4	Lap Time	km/h	Local Time
1				39.291			
2	25.662	15.488	30.656	31.917	1'43.723	244,8	10:29'10.385
3	28.783	15.631	30.626	31.649	1'46.689	245,3	10:30'57.074
4	25.504	15.430	30.716	31.541	1'43.191	246,4	10:32'40.265
5	25.439	15.322	30.430	31.565	1'42.756	248,1	10:34'23.021
6	25.393	15.444	30.537	31.709	1'43.083	248,1	10:36'06.104

4° 32 O. BAYLISS [1'42.959]							
Lap	Seg.1	Seg.2	Seg.3	Seg.4	Lap Time	km/h	Local Time
1				32.608			
2	25.771	15.556	31.093	32.194	1'44.614	244,3	10:28'37.428
3	25.627	15.510	30.531	31.922	1'43.590	244,3	10:30'21.018
4	25.630	15.514	30.663	31.870	1'43.677	244,8	10:32'04.695
5	25.610	15.361	30.831	32.328	1'44.130	246,4	10:33'48.825
6	25.328	15.417	30.435	31.779	1'42.959	243,2	10:35'31.784

5° 94 L. MAHIAS [1'42.999]							
Lap	Seg.1	Seg.2	Seg.3	Seg.4	Lap Time	km/h	Local Time
1			31.435	32.381		234,9	
2	25.633	15.550	30.637	31.757	1'43.577	238,4	10:29'15.879
3	25.516	15.422	30.453	31.668	1'43.059	239,5	10:30'58.938
4	25.462	15.467	30.365	31.705	1'42.999	240,0	10:32'41.937
5	25.782	15.555	30.366	31.768	1'43.471	238,4	10:34'25.408
6	25.564	15.536	30.398	31.675	1'43.173	240,0	10:36'08.581

6° 99 A. HUERTAS [1'43.046]							
Lap	Seg.1	Seg.2	Seg.3	Seg.4	Lap Time	km/h	Local Time
1		15.630	31.650	32.105		243,2	
2	25.810	15.507	30.691	31.725	1'43.733	244,3	10:29'24.444
3	25.528	15.473	30.662	32.091	1'43.754	244,8	10:31'08.198
4	25.381	15.481	30.520	31.718	1'43.100	244,8	10:32'51.298
5	25.360	15.517	30.473	31.696	1'43.046	243,7	10:34'34.344
6	25.519	15.489	30.439	31.660	1'43.107	244,3	10:36'17.451

7° 55 Y. MONTELLA [1'43.123]							
Lap	Seg.1	Seg.2	Seg.3	Seg.4	Lap Time	km/h	Local Time
1				32.271			
2	25.798	15.510	30.893	31.711	1'43.912	244,8	10:28'36.580
3	25.718	15.551	30.841	31.866	1'43.976	242,6	10:30'20.556
4	25.593	15.512	30.762	31.771	1'43.638	243,2	10:32'04.194
5	25.738	15.510	32.070	31.839	1'45.157	243,7	10:33'49.351

6	25.434	15.373	30.598	31.718	1'43.123	245,9	10:35'32.474
---	---------------	---------------	---------------	--------	-----------------	--------------	--------------

8° 23 M. SCHROETTER [1'43.154]							
Lap	Seg.1	Seg.2	Seg.3	Seg.4	Lap Time	km/h	Local Time
1							39.357
2	26.080	15.512	30.812	31.964	1'44.368	242,6	10:29'12.246
3	25.661	15.486	30.707	31.803	1'43.657	241,6	10:30'55.903
4	25.640	15.486	30.573	31.746	1'43.445	241,1	10:32'39.348
5	25.520	15.430	30.493	31.711	1'43.154	242,1	10:34'22.502
6	25.560	15.414	30.523	31.749	1'43.246	242,1	10:36'05.748

9° 64 F. CARICASULO [1'43.160]							
Lap	Seg.1	Seg.2	Seg.3	Seg.4	Lap Time	km/h	Local Time
1							32.498
2	25.550	15.607	30.805	32.575	1'44.537	241,6	10:28'36.888
3	25.667	15.450	30.807	31.952	1'43.876	246,4	10:30'20.764
4	25.604	15.425	30.828	31.804	1'43.661	241,6	10:32'04.425
5	25.765	15.351	30.704	32.060	1'43.880	247,6	10:33'48.305
6	25.460	15.412	30.470	31.818	1'43.160	235,9	10:35'31.465

10° 17 J. MCPHEE [1'43.288]							
Lap	Seg.1	Seg.2	Seg.3	Seg.4	Lap Time	km/h	Local Time
1							
2	39.997	15.970	31.463	35.430	2'02.860P	234,9	10:28'47.789
3	25.891	15.767	32.367	32.972	1'46.997	241,1	10:30'34.786
4	25.715	15.597	31.107	31.959	1'44.378	245,3	10:32'19.164
5	25.625	15.398	30.334	31.931	1'43.288	242,1	10:34'02.452
6	25.640	15.449	30.530	31.942	1'43.561	237,4	10:35'46.013

11° 69 T. BOOTH-AMOS [1'43.341]							
Lap	Seg.1	Seg.2	Seg.3	Seg.4	Lap Time	km/h	Local Time
1							33.989
2	25.841	15.697	31.014	32.148	1'44.700	239,5	10:29'06.288
3	25.701	15.592	30.853	32.090	1'44.236	240,5	10:30'50.524
4	25.557	15.602	30.579	31.915	1'43.653	240,5	10:32'34.177
5	25.484	15.515	30.612	31.821	1'43.432	241,1	10:34'17.609
6	25.442	15.507	30.567	31.825	1'43.341	240,0	10:36'00.950

12° 28 G. VAN STRAALEN [1'43.370]							
Lap	Seg.1	Seg.2	Seg.3	Seg.4	Lap Time	km/h	Local Time
1		15.905	31.324	32.094	C	238,4	
2	25.705	15.468	30.836	32.048	1'44.057	240,0	10:29'23.020
3	25.497	15.538	32.698	31.991	1'45.724	240,0	10:31'08.744
4	25.488	15.534	30.529	31.953	1'43.504	239,5	10:32'52.248
5	25.469	15.577	30.428	31.896	1'43.370	240,0	10:34'35.618
6	25.482	15.526	30.442	31.969	1'43.419	241,6	10:36'19.037

13° 53 V. DEBISE [1'43.412]							
Lap	Seg.1	Seg.2	Seg.3	Seg.4	Lap Time	km/h	Local Time
1							32.231
2	25.648	15.533	30.951	31.724	1'43.856	242,6	10:28'51.380
3	25.554	15.325	30.641	32.165	1'43.685	248,7	10:30'35.065
4	32.404	15.560	30.898	32.093	1'50.955	241,6	10:32'26.020
5	25.547	15.615	30.732	31.612	1'43.506	243,7	10:34'09.526
6	25.488	15.456	30.516	31.952	1'43.412	247,6	10:35'52.938

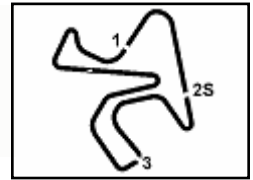
14° 73 J. CRETARD [1'43.467]							
Lap	Seg.1	Seg.2	Seg.3	Seg.4	Lap Time	km/h	Local Time
1							32.763
2	25.980	15.615	30.932	32.104	1'44.631	236,4	10:29'00.626
3	25.528	15.599	30.703	32.017	1'43.847	237,4	10:30'44.473

19/10/2024 P = Pits In/Out - C = Lap Time Cancelled

These data/results cannot be reproduced, stored and/or transmitted in whole or in part by any manner of electronic, mechanical, photocopying, recording, broadcasting or otherwise now known or herein after developed without the previous express consent by the copyright owner, except for reproduction in daily press and regular printed publications on sale to the public within 60 days of the event related to those data/results and always provided that copyright symbol appears together as follows below.

© DORNA WSBK ORGANIZATION Srl 2024





Jerez 4.423 m

2 / 3

Prometeon Spanish Round, 18-20 October 2024 Chronological Analysis Warm Up 1

Table with 8 columns: Rider, Seg1, Seg2, Seg3, Seg4, Lap Time, km/h, Local Time. Rows for riders 4, 5, 6.

Table with 8 columns: Rider, Seg1, Seg2, Seg3, Seg4, Lap Time, km/h, Local Time. Rows for riders 2, 3, 4, 5, 6.

15° 7 L. BALDASSARRI [1'43.494]

Table with 8 columns: Lap, Seg1, Seg2, Seg3, Seg4, Lap Time, km/h, Local Time. Rows for laps 1-6.

22° 27 K. TOBA [1'44.052]

Table with 8 columns: Lap, Seg1, Seg2, Seg3, Seg4, Lap Time, km/h, Local Time. Rows for laps 1-6.

16° 72 Y. RUIZ [1'43.583]

Table with 8 columns: Lap, Seg1, Seg2, Seg3, Seg4, Lap Time, km/h, Local Time. Rows for laps 1-6.

23° 77 M. PONS [1'44.068]

Table with 8 columns: Lap, Seg1, Seg2, Seg3, Seg4, Lap Time, km/h, Local Time. Rows for laps 1-6.

17° 54 B. SOFUOGLU [1'43.605]

Table with 8 columns: Lap, Seg1, Seg2, Seg3, Seg4, Lap Time, km/h, Local Time. Rows for laps 1-6.

24° 89 K. BIN PAWI [1'44.125]

Table with 8 columns: Lap, Seg1, Seg2, Seg3, Seg4, Lap Time, km/h, Local Time. Rows for laps 1-6.

18° 40 S. CORSI [1'43.651]

Table with 8 columns: Lap, Seg1, Seg2, Seg3, Seg4, Lap Time, km/h, Local Time. Rows for laps 1-6.

25° 33 M. GONZALEZ [1'44.522]

Table with 8 columns: Lap, Seg1, Seg2, Seg3, Seg4, Lap Time, km/h, Local Time. Rows for laps 1-6.

19° 11 B. BENDSNEYDER [1'43.749]

Table with 8 columns: Lap, Seg1, Seg2, Seg3, Seg4, Lap Time, km/h, Local Time. Rows for laps 1-6.

26° 71 T. EDWARDS [1'44.768]

Table with 8 columns: Lap, Seg1, Seg2, Seg3, Seg4, Lap Time, km/h, Local Time. Rows for laps 1-6.

20° 50 O. VOSTATEK [1'43.854]

Table with 8 columns: Lap, Seg1, Seg2, Seg3, Seg4, Lap Time, km/h, Local Time. Rows for laps 1-6.

27° 3 R. DE ROSA [1'44.882]

Table with 8 columns: Lap, Seg1, Seg2, Seg3, Seg4, Lap Time, km/h, Local Time. Rows for laps 1-6.

21° 5 N. ANTONELLI [1'44.051]

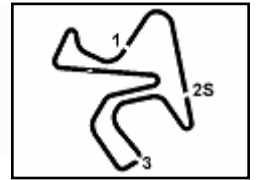
Table with 8 columns: Lap, Seg1, Seg2, Seg3, Seg4, Lap Time, km/h, Local Time. Row for lap 1.

19/10/2024 P = Pits In/Out - C = Lap Time Cancelled

These data/results cannot be reproduced, stored and/or transmitted in whole or in part by any manner of electronic, mechanical, photocopying, recording, broadcasting or otherwise now known or herein after developed without the previous express consent by the copyright owner, except for reproduction in daily press and regular printed publications on sale to the public within 60 days of the event related to those data/results and always provided that copyright symbol appears together as follows below.

© DORNA WSBK ORGANIZATION Srl 2024





Prometeon Spanish Round, 18-20 October 2024
Chronological Analysis Warm Up 1

28° 43 S. JESPERSEN [1'44.969]							
Lap	Seg.1	Seg.2	Seg.3	Seg.4	Lap Time	km/h	Local Time
1				32.772			
2	26.223	15.859	31.358	32.405	1'45.845	240,5	10:28'41.246
3	25.902	15.773	31.756	32.771	1'46.202	241,1	10:30'27.448
4	25.972	15.826	31.089	32.348	1'45.235	239,0	10:32'12.683
5	26.618	15.764	31.041	32.300	1'45.723	240,0	10:33'58.406
6	25.866	15.736	31.116	32.251	1'44.969	239,5	10:35'43.375

29° 68 L. POWER [1'45.012]							
Lap	Seg.1	Seg.2	Seg.3	Seg.4	Lap Time	km/h	Local Time
1				32.498			
2	26.327	15.709	31.344	32.162	1'45.542	240,5	10:28'38.783
3	25.998	15.761	31.246	40.067	1'53.072	237,9	10:30'31.855
4	26.040	15.599	32.077	38.091	1'51.807	240,0	10:32'23.662
5	26.024	15.614	31.251	32.342	1'45.231	242,6	10:34'08.893
6	26.045	15.521	31.221	32.225	1'45.012	243,2	10:35'53.905

30° 29 G. MORENO [1'45.638]							
Lap	Seg.1	Seg.2	Seg.3	Seg.4	Lap Time	km/h	Local Time
1				32.988			
2	26.599	15.994	31.883	32.815	1'47.291	243,7	10:28'44.615
3	26.328	15.805	32.014	32.474	1'46.621	245,3	10:30'31.236
4	26.241	15.744	31.357	32.296	1'45.638	245,3	10:32'16.874
5	26.144	15.828	31.365	32.302	1'45.639	242,6	10:34'02.513
6	26.061	15.742	31.364	32.535	1'45.702	243,2	10:35'48.215

31° 91 F. FULIGNI [1'45.951]							
Lap	Seg.1	Seg.2	Seg.3	Seg.4	Lap Time	km/h	Local Time
1				32.981			
2	26.421	15.833	32.758	33.039	1'48.051	245,3	10:28'47.203
3	26.289	15.868	31.442	32.848	1'46.447	243,2	10:30'33.650
4	26.485	15.844	31.654	32.904	1'46.887	245,3	10:32'20.537
5	26.391	15.794	31.146	32.620	1'45.951	244,3	10:34'06.488
6	26.079	15.888	31.364	33.618	1'46.949	242,1	10:35'53.437

32° 39 K. KEANKUM [1'46.198]							
Lap	Seg.1	Seg.2	Seg.3	Seg.4	Lap Time	km/h	Local Time
1				33.345			
2	26.619	15.885	32.304	32.798	1'47.606	238,4	10:28'51.355
3	26.510	16.029	31.816	33.126	1'47.481	237,4	10:30'38.836
4	26.271	15.862	31.687	32.583	1'46.403	238,4	10:32'25.239
5	26.273	15.689	31.677	32.579	1'46.218	239,5	10:34'11.457
6	26.306	15.786	31.546	32.560	1'46.198	240,0	10:35'57.655

19/10/2024 P = Pits In/Out - C = Lap Time Cancelled

These data/results cannot be reproduced, stored and/or transmitted in whole or in part by any manner of electronic, mechanical, photocopying, recording, broadcasting or otherwise now known or herein after developed without the previous express consent by the copyright owner, except for reproduction in daily press and regular printed publications on sale to the public within 60 days of the event related to those data/results and always provided that copyright symbol appears together as follows below.

© DORNA WSBK ORGANIZATION Srl 2024



Prometeon Spanish Round, 18-20 October 2024
Best Laps & Speeds

No.	Rider Bike	Nat	Best Lap		FP		SP		WUP1										
			LL	SPD	LL	SPD	LL	SPD	LL	SPD									
1	99 A. HUERTAS Ducati Panigale V2	ESP	1'42.115 38 245,9		1'43.528 15 245,9		1'42.115 18 244,8		1'43.046 5 244,8										
2	9 J. NAVARRO Ducati Panigale V2	ESP	1'42.334 37 248,1		1'43.197 17 246,4		1'42.334 15 245,9		1'42.756 5 248,1										
3	23 M. SCHROETTER MV Agusta F3 800 RR	GER	1'42.364 41 246,4		1'42.886 19 246,4		1'42.364 17 244,3		1'43.154 5 242,6										
4	62 S. MANZI Yamaha YZF R6	ITA	1'42.385 41 244,8		1'42.676 18 244,8		1'42.385 18 241,1		1'42.420 5 241,6										
5	64 F. CARICASULO MV Agusta F3 800 RR	ITA	1'42.389 38 249,2		1'42.494 17 249,2		1'42.389 16 246,4		1'43.160 5 247,6										
6	55 Y. MONTELLA Ducati Panigale V2	ITA	1'42.416 40 247,6		1'43.389 18 246,4		1'42.416 17 247,6		1'43.123 5 245,9										
7	61 C. ONCU Kawasaki ZX-6R	TUR	1'42.469 35 247,6		1'42.469 13 247,6		1'42.711 17 247,6		1'42.522 5 242,1										
8	69 T. BOOTH-AMOS Triumph Street Triple RS 765	GBR	1'42.559 37 245,3		1'43.062 16 243,2		1'42.559 16 245,3		1'43.341 5 241,1										
9	53 V. DEBISE Yamaha YZF R6	FRA	1'42.590 33 248,7		1'44.016 11 244,3		1'42.590 17 246,4		1'43.412 5 248,7										
10	17 J. MCPHEE Triumph Street Triple RS 765	GBR	1'42.669 38 245,3		1'42.973 16 244,3		1'42.669 17 243,2		1'43.288 5 245,3										
11	54 B. SOFUOGLU Yamaha YZF R6	TUR	1'42.742 36 243,7		1'43.354 17 243,7		1'42.742 14 240,0		1'43.605 5 239,0										
12	94 L. MAHIAS Yamaha YZF R6	FRA	1'42.749 37 244,3		1'42.875 16 244,3		1'42.749 16 240,0		1'42.999 5 240,0										
13	11 B. BENDSNEYDER MV Agusta F3 800 RR	NED	1'42.816 40 242,6		1'42.816 18 241,6		1'42.845 17 240,5		1'43.749 5 242,6										
14	5 N. ANTONELLI Ducati Panigale V2	ITA	1'42.824 41 248,1		1'43.663 19 246,4		1'42.824 17 248,1		1'44.051 5 245,3										
15	32 D. BAYLISS Ducati Panigale V2	AUS	1'42.897 39 246,4		1'43.869 18 245,3		1'42.897 16 242,6		1'42.959 5 246,4										
16	27 K. TOBA Honda CBR600RR	JPN	1'42.966 35 248,7		1'43.863 15 247,6		1'42.966 15 244,8		1'44.052 5 248,7										
17	7 L. BALDASSARRI Triumph Street Triple RS 765	ITA	1'43.205 39 242,1		1'43.205 18 240,0		1'43.268 16 242,1		1'43.494 5 239,0										
18	40 S. CORSI Ducati Panigale V2	ITA	1'43.300 40 246,4		1'44.250 19 246,4		1'43.300 16 243,2		1'43.651 5 243,7										
19	28 G. VAN STRAALEN Yamaha YZF R6	NED	1'43.370 40 244,8		1'44.282 20 242,1		1'43.618 15 244,8		1'43.370 5 241,6										
20	73 J. CRETARO Triumph Street Triple RS 765	ITA	1'43.467 42 241,6		1'43.871 19 241,6		1'43.762 18 241,1		1'43.467 5 239,5										
21	72 Y. RUIZ Yamaha YZF R6	ESP	1'43.469 34 247,0		1'43.997 17 247,0		1'43.469 12 244,8		1'43.583 5 243,7										
22	89 K. BIN PAWI Honda CBR600RR	MAS	1'43.491 36 245,3		1'43.891 16 244,8		1'43.491 15 245,3		1'44.125 5 243,7										
23	71 T. EDWARDS Ducati Panigale V2	AUS	1'43.564 40 245,9		1'44.965 17 245,3		1'43.564 18 245,9		1'44.768 5 244,8										
24	77 M. PONS Yamaha YZF R6	ESP	1'43.574 35 243,2		1'44.588 14 243,2		1'43.574 16 239,5		1'44.068 5 241,6										
25	50 O. VOSTATEK Triumph Street Triple RS 765	CZE	1'43.678 37 241,6		1'43.678 16 241,6		1'43.684 16 236,9		1'43.854 5 241,6										

19/10/2024
These data/results cannot be reproduced, stored and/or transmitted in whole or in part by any manner of electronic, mechanical, photocopying, recording, broadcasting or otherwise now known or herein after developed without the previous express consent by the copyright owner, except for reproduction in daily press and regular printed publications on sale to the public within 60 days of the event related to those data/results and always provided that copyright symbol appears together as follows below.
© DORNA WSBK ORGANIZATION Srl 2024





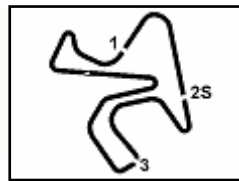
Prometeon Spanish Round, 18-20 October 2024
Best Laps & Speeds

No.	Rider Bike	Nat	Best Lap		FP		SP		WUP1							
			LL	SPD	LL	SPD	LL	SPD	LL	SPD						
26	43 S. JESPERSEN Ducati Panigale V2	DEN	1'43.992 38 247,0		1'45.416 18 247,0		1'43.992 15 242,6		1'44.969 5 241,1							
27	3 R. DE ROSA QJMOTOR SRK 800 RR	ITA	1'44.048 30 243,2		1'44.048 17 243,2		1'45.082 8 238,4		1'44.882 5 242,6							
28	33 M. GONZALEZ Ducati Panigale V2	ESP	1'44.352 36 245,3		1'44.842 18 245,3		1'44.352 13 244,8		1'44.522 5 241,1							
29	20 M. VAN DER VOORT Yamaha YZF R6	NED	1'44.484 33 242,1		1'45.557 16 242,1		1'44.484 17 242,1									
30	68 L. POWER MV Agusta F3 800 RR	AUS	1'44.696 20 244,8		1'45.185 9 243,7		1'44.696 6 244,8		1'45.012 5 243,2							
31	91 F. FULIGNI Ducati Panigale V2	ITA	1'44.957 33 245,3		1'45.162 15 244,8		1'44.957 13 244,3		1'45.951 5 245,3							
32	29 G. MORENO Kawasaki ZX-6R	MEX	1'45.359 35 245,9		1'46.235 13 244,8		1'45.359 17 245,9		1'45.638 5 245,3							
33	39 K. KEANKUM Yamaha YZF R6	THA	1'46.198 30 240,0		1'49.064 7 236,4		1'46.285 18 239,5		1'46.198 5 240,0							

19/10/2024

These data/results cannot be reproduced, stored and/or transmitted in whole or in part by any manner of electronic, mechanical, photocopying, recording, broadcasting or otherwise now known or herein after developed without the previous express consent by the copyright owner, except for reproduction in daily press and regular printed publications on sale to the public within 60 days of the event related to those data/results and always provided that copyright symbol appears together as follows below.

© DORNA WSBK ORGANIZATION Srl 2024



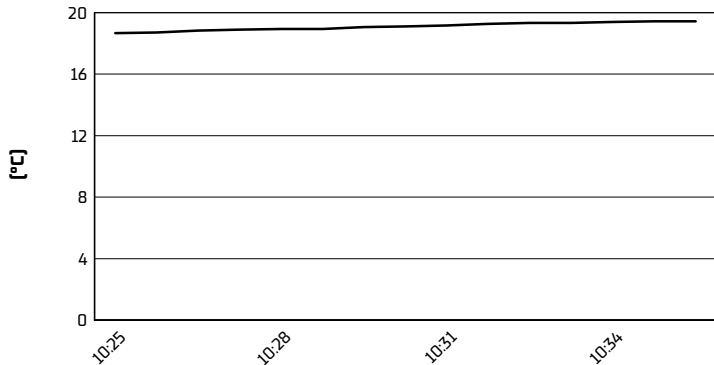
Jerez 4.423 m

Prometeon Spanish Round, 18-20 October 2024

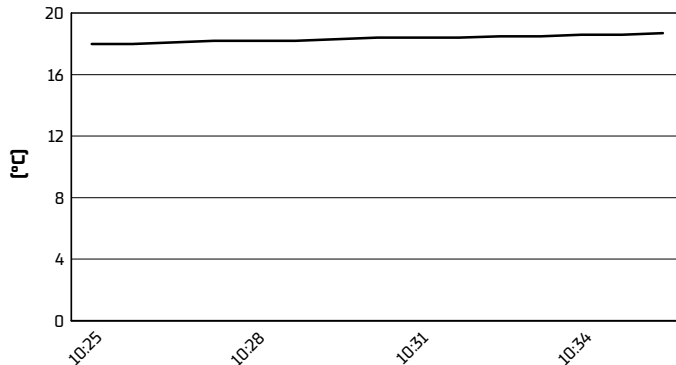
Weather Report Warm Up 1

Session started 10:25 - Session ended 10:37


Air Temperature



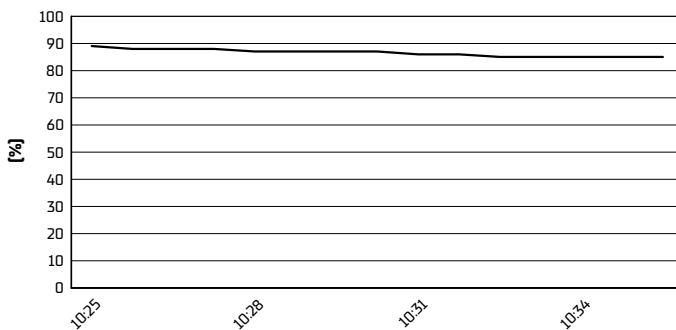
Track Temperature



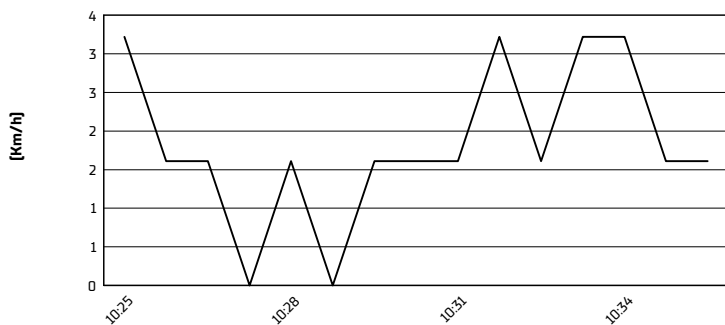
Air Pressure



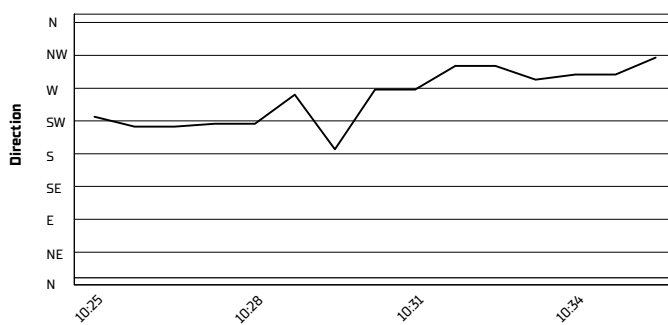
Humidity



Wind Speed



Wind Direction



19/10/2024

These data/results cannot be reproduced, stored and/or transmitted in whole or in part by any manner of electronic, mechanical, photocopying, recording, broadcasting or otherwise now known or herein after developed without the previous express consent by the copyright owner, except for reproduction in daily press and regular printed publications on sale to the public within 60 days of the event related to those data/results and always provided that copyright symbol appears together as follows below.

© DORNA WSBK ORGANIZATION Srl 2024





Jerez 4.423 m

Prometeon Spanish Round, 18-20 October 2024
Starting Grid - Race 1 (17 Laps x 4,423 km = 75,191 km)

1	1	99 HUERTAS A. Ducati 1'42.115	2	9 NAVARRO J. Ducati 1'42.334	3	23 SCHROETTER M. MV Agusta 1'42.364
2	4	62 MANZI S. Yamaha 1'42.385	5	64 CARICASULO F. MV Agusta 1'42.389	6	55 MONTELLA Y. Ducati 1'42.416
3	7	69 BOOTH-AMOS T. Triumph 1'42.559	8	53 DEBISE V. Yamaha 1'42.590	9	17 MCPHEE J. Triumph 1'42.669
4	10	61 ONCU C. Kawasaki 1'42.711	11	54 SOFUOGLU B. Yamaha 1'42.742	12	94 MAHIAS L. Yamaha 1'42.749
5	13	5 ANTONELLI N. Ducati 1'42.824	14	11 BENDSNEYDER B. MV Agusta 1'42.845	15	32 BAYLISS O. Ducati 1'42.897
6	16	27 TOBA K. Honda 1'42.966	17	7 BALDASSARRI L. Triumph 1'43.268	18	40 CORSI S. Ducati 1'43.300
7	19	72 RUIZ Y. Yamaha 1'43.469	20	89 BIN PAWI K. Honda 1'43.491	21	71 EDWARDS T. Ducati 1'43.564
8	22	77 PONS M. Yamaha 1'43.574	23	28 VAN STRAALEN G. Yamaha 1'43.618	24	50 VOSTATEK O. Triumph 1'43.684
9	25	73 CRETARO J. Triumph 1'43.762	26	43 JESPERSEN S. Ducati 1'43.992	27	33 GONZALEZ M. Ducati 1'44.352
10	28	68 POWER L. MV Agusta 1'44.696	29	3 DE ROSA R. QJMOTOR 1'45.082	30	29 MORENO G. Kawasaki 1'45.359
11	31	20 VAN DER VOORT M. Yamaha 1'44.484	32	39 KEANKUM K. Yamaha 1'46.285	33	91 FULIGNI F. Ducati 1'44.957

N.69 [Booth-Amos T.] has been penalized with a Long Lap Penalty - Irresponsible Riding during Estoril Race 2
N.20 [van der Voort M.] has been penalized with a drop of 3 grid positions - Slow online last 10 mins of FP
N.91 [Fulgini F.] has been penalized with a drop of 3 grid positions - Doesnt respect technical stewards instructions

19/10/2024 The Race Director

* = Penalized

These data/results cannot be reproduced, stored and/or transmitted in whole or in part by any manner of electronic, mechanical, photocopying, recording, broadcasting or otherwise now known or herein after developed without the previous express consent by the copyright owner, except for reproduction in daily press and regular printed publications on sale to the public within 60 days of the event related to those data/results and always provided that copyright symbol appears together as follows below. © DORNA WSBK ORGANIZATION Srl 2024