



Prometeon Spanish Round, 18-20 October 2024
Results Warm Up 2

No.	Rider	Nat	Team	Bike	Class	Time	Gap	Rel.	Laps	Speed	
										Avg	Max
1	62 S. MANZI	ITA	Pata Yamaha Ten Kate Racing	Yamaha YZF R6		1'42.442			4	155,432	242,6
2	99 A. HUERTAS	ESP	Aruba.it Racing WorldSSP Team	Ducati Panigale V2		1'42.529	0.087	0.087	4	155,300	247,0
3	23 M. SCHROETTER	GER	MV Agusta Reparto Corse	MV Agusta F3 800 RR		1'42.608	0.166	0.079	4	155,181	248,1
4	9 J. NAVARRO	ESP	Orelac Racing Verdunatura	Ducati Panigale V2		1'42.614	0.172	0.006	4	155,172	247,0
5	94 L. MAHIAS	FRA	GMT94 Yamaha	Yamaha YZF R6		1'42.628	0.186	0.014	4	155,151	242,6
6	11 B. BENDSNEYDER	NED	MV Agusta Reparto Corse	MV Agusta F3 800 RR		1'42.740	0.298	0.112	4	154,982	244,8
7	53 V. DEBISE	FRA	Evan Bros. WorldSSP Yamaha Team	Yamaha YZF R6		1'42.790	0.348	0.050	4	154,906	247,6
8	72 Y. RUIZ	ESP	VFT Racing Yamaha	Yamaha YZF R6		1'42.858	0.416	0.068	4	154,804	246,4
9	28 G. VAN STRAALEN	NED	Pata Yamaha Ten Kate Racing	Yamaha YZF R6		1'42.872	0.430	0.014	4	154,783	245,3
10	61 C. ONCU	TUR	Kawasaki Puccetti Racing	Kawasaki ZX-6R		1'42.949	0.507	0.077	5	154,667	247,6
11	55 Y. MONTELLA	ITA	Barni Spark Racing Team	Ducati Panigale V2		1'43.086	0.644	0.137	5	154,461	249,2
12	40 S. CORSI	ITA	Renzi Corse	Ducati Panigale V2	*	1'43.146	0.704	0.060	5	154,371	248,1
13	54 B. SOFUOGLU	TUR	Yamaha Thailand Racing Team	Yamaha YZF R6		1'43.178	0.736	0.032	4	154,324	242,1
14	64 F. CARICASULO	ITA	Motozoo ME AIR Racing	MV Agusta F3 800 RR		1'43.285	0.843	0.107	1	154,164	245,9
15	77 M. PONS	ESP	Team Prodina AltoGo	Yamaha YZF R6	*	1'43.462	1.020	0.177	5	153,900	242,1
16	5 N. ANTONELLI	ITA	Ecosantagata Althea Racing Team	Ducati Panigale V2		1'43.617	1.175	0.155	4	153,670	245,3
17	69 T. BOOTH-AMOS	GBR	PTR Triumph	Triumph Street Triple RS 765		1'43.653	1.211	0.036	4	153,616	241,6
18	7 L. BALDASSARRI	ITA	WRP by SKM-Triumph	Triumph Street Triple RS 765		1'43.811	1.369	0.158	4	153,383	239,5
19	71 T. EDWARDS	AUS	D34G Racing WorldSSP Team	Ducati Panigale V2	*	1'43.875	1.433	0.064	5	153,288	246,4
20	89 K. BIN PAWI	MAS	PETRONAS MIE Racing Honda	Honda CBR600RR		1'43.909	1.467	0.034	5	153,238	245,3
21	43 S. JESPERSEN	DEN	Ecosantagata Althea Racing Team	Ducati Panigale V2		1'43.961	1.519	0.052	4	153,161	244,3
22	73 J. CRETARD	ITA	PS Racing Team	Triumph Street Triple RS 765		1'44.059	1.617	0.098	5	153,017	244,3
23	27 K. TOBA	JPN	PETRONAS MIE Racing Honda	Honda CBR600RR		1'44.114	1.672	0.055	5	152,936	243,7
24	32 O. BAYLISS	AUS	D34G Racing WorldSSP Team	Ducati Panigale V2		1'44.202	1.760	0.088	5	152,807	250,4
25	3 R. DE ROSA	ITA	QJMOTOR Factory Racing	QJMOTOR SRK 800 RR	*	1'44.246	1.804	0.044	2	152,743	239,0
26	50 O. VOSTATEK	CZE	PTR Triumph	Triumph Street Triple RS 765		1'44.302	1.860	0.056	4	152,661	240,5
27	29 G. MORENO	MEX	VIAMO Racing by MTM	Kawasaki ZX-6R		1'44.338	1.896	0.036	5	152,608	246,4
28	68 L. POWER	AUS	Motozoo ME AIR Racing	MV Agusta F3 800 RR	*	1'44.373	1.931	0.035	4	152,557	244,8
29	33 M. GONZALEZ	ESP	EAB Racing Team	Ducati Panigale V2		1'44.453	2.011	0.080	4	152,440	243,2
30	39 K. KEANKUM	THA	Yamaha Thailand Racing Team	Yamaha YZF R6		1'45.777	3.335	1.324	4	150,532	241,1
31	91 F. FULIGNI	ITA	Orelac Racing Verdunatura	Ducati Panigale V2	*	1'45.783	3.341	0.006	4	150,523	246,4

Qualifying Lap Time (105% of 1'42.442): 1'47.565

* WorldSSP Challenge

AIR	Humidity:	83%	Temp:	18°C
TRACK	Condition:	Dry	Temp:	17°C

Records	Pole	(SP)	2019	R.Krummenacher	1'41.775	156,450	Km/h
	Race	(RC1)	2023	N.Bulega	1'41.875	156,300	Km/h
	All Times	(SP)	2019	R.Krummenacher	1'41.775	156,450	Km/h

Start 10:15 End 10:26 The results are provisional until the end of the time limit for protests and appeals and the completion of the technical checks.

These data/results cannot be reproduced, stored and/or transmitted in whole or in part by any manner of electronic, mechanical, photocopying, recording, broadcasting or otherwise now known or herein after developed without the previous express consent by the copyright owner, except for reproduction in daily press and regular printed publications on sale to the public within 60 days of the event related to those data/results and always provided that copyright symbol appears together as follows below.

© DORNA WSBK ORGANIZATION Srl 2024



Prometeon Spanish Round, 18-20 October 2024
Results Warm Up 2

Session Highlights

Local Time	No. Rider	Description
10.14.00		Patches of Water in Turn(s): 9
10.15.00		Start of Session
10.15.01		WorldSSP Pit Intervention Time: 1min 11secs
10.20.04	64 F. CARICASULO	#64 Crashed - Turn 10
10.20.33	64 F. CARICASULO	#64 Rejoined
10.22.09	99 A. HUERTAS	#99 Lap Time Cancelled [1'42.799] - Exceeded Track Limits - Turn 13
10.23.35	33 M. GONZALEZ	#33 Crashed - Turn 11
10.23.43		RED FLAG
10.23.59		SESSION ENDED
10.25.42	11 B. BENDSNEYDER	#11 Lap Time Cancelled [1'43.928] - Yellow Flag - Turn 10
10.25.47	9 J. NAVARRO	#9 Lap Time Cancelled [1'42.632] - Yellow Flag - Turn 10
10.25.52	91 F. FULIGNI	#91 Lap Time Cancelled [1'46.053] - Yellow Flag - Turn 10
10.25.57	5 N. ANTONELLI	#5 Lap Time Cancelled [1'43.167] - Yellow Flag - Turn 10
10.26.02	72 Y. RUIZ	#72 Lap Time Cancelled [1'42.967] - Yellow Flag - Turn 10
10.26.07	7 L. BALDASSARRI	#7 Lap Time Cancelled [1'44.152] - Yellow Flag - Turn 10
10.26.12	99 A. HUERTAS	#99 Lap Time Cancelled [1'42.799] - Yellow Flag - Turn 10
10.26.17	94 L. MAHIAS	#94 Lap Time Cancelled [1'42.660] - Yellow Flag - Turn 10
10.26.22	28 G. VAN STRAALEN	#28 Lap Time Cancelled [1'42.762] - Yellow Flag - Turn 10
10.26.27	54 B. SOFUOGLU	#54 Lap Time Cancelled [1'43.537] - Yellow Flag - Turn 10
10.26.29		End of Session

Fastest Laps Sequence

No.	Rider	Nat	Team	Bike	Local Time	Time	Gap	Avg
55	Y. MONTELLA	ITA	Barni Spark Racing Team	Ducati Panigale V2	10:18'34.316	1'43.437		153,937
53	V. DEBISE	FRA	Evan Bros. WorldSSP Yamaha Team	Yamaha YZF R6	10:18'34.469	1'43.347	-0.090	154,071
64	F. CARICASULO	ITA	Motozoo ME AIR Racing	MV Agusta F3 800 RR	10:18'34.671	1'43.285	-0.062	154,164
9	J. NAVARRO	ESP	Orelac Racing Verdnavatura	Ducati Panigale V2	10:18'54.670	1'42.614	-0.671	155,172
62	S. MANZI	ITA	Pata Yamaha Ten Kate Racing	Yamaha YZF R6	10:19'50.236	1'42.442	-0.172	155,432

Start 20/10/2024 10:15 End 10:26 The results are provisional until the end of the time limit for protests and appeals and the completion of the technical checks.

These data/results cannot be reproduced, stored and/or transmitted in whole or in part by any manner of electronic, mechanical, photocopying, recording, broadcasting or otherwise now known or herein after developed without the previous express consent by the copyright owner, except for reproduction in daily press and regular printed publications on sale to the public within 60 days of the event related to those data/results and always provided that copyright symbol appears together as follows below.

© DORNA WSBK ORGANIZATION Srl 2024

Prometeon Spanish Round, 18-20 October 2024
Best Sectors & Speed Warm Up 2

BEST LAP		
1	62 S. MANZI	Yamaha YZF R6 1'42.442
2	99 A. HUERTAS	Ducati Panigale V2 1'42.529
3	23 M. SCHROETTER	MV Agusta F3 800 RR 1'42.608
4	9 J. NAVARRO	Ducati Panigale V2 1'42.614
5	94 L. MAHIAS	Yamaha YZF R6 1'42.628
6	11 B. BENDSNEYDER	MV Agusta F3 800 RR 1'42.740
7	53 V. DEBISE	Yamaha YZF R6 1'42.790
8	72 Y. RUIZ	Yamaha YZF R6 1'42.858
9	28 G. VAN STRAALLEN	Yamaha YZF R6 1'42.872
10	61 C. ONCU	Kawasaki ZX-6R 1'42.949
11	55 Y. MONTELLA	Ducati Panigale V2 1'43.086
12	40 S. CORSI	Ducati Panigale V2 1'43.146
13	54 B. SOFUOGLU	Yamaha YZF R6 1'43.178
14	64 F. CARICASULO	MV Agusta F3 800 RR 1'43.285
15	77 M. PONS	Yamaha YZF R6 1'43.462
16	5 N. ANTONELLI	Ducati Panigale V2 1'43.617
17	69 T. BOOTH-AMOS	Triumph Street Triple RS 765 1'43.653
18	7 L. BALDASSARRI	Triumph Street Triple RS 765 1'43.811
19	71 T. EDWARDS	Ducati Panigale V2 1'43.875
20	89 K. BIN PAWI	Honda CBR600RR 1'43.909
21	43 S. JESPERSEN	Ducati Panigale V2 1'43.961
22	73 J. CRETARO	Triumph Street Triple RS 765 1'44.059
23	27 K. TOBA	Honda CBR600RR 1'44.114
24	32 D. BAYLISS	Ducati Panigale V2 1'44.202
25	3 R. DE ROSA	QJMOTOR SRK 800 RR 1'44.246
26	50 D. VOSTATEK	Triumph Street Triple RS 765 1'44.302
27	29 G. MORENO	Kawasaki ZX-6R 1'44.338
28	68 L. POWER	MV Agusta F3 800 RR 1'44.373
29	33 M. GONZALEZ	Ducati Panigale V2 1'44.453
30	39 K. KEANKUM	Yamaha YZF R6 1'45.777
31	91 F. FULIGNI	Ducati Panigale V2 1'45.783

SPEED		
1	32 D. BAYLISS	Ducati Panigale V2 250,4
2	55 Y. MONTELLA	Ducati Panigale V2 249,2
3	40 S. CORSI	Ducati Panigale V2 248,1
4	23 M. SCHROETTER	MV Agusta F3 800 RR 248,1
5	61 C. ONCU	Kawasaki ZX-6R 247,6
6	53 V. DEBISE	Yamaha YZF R6 247,6
7	9 J. NAVARRO	Ducati Panigale V2 247,0
8	99 A. HUERTAS	Ducati Panigale V2 247,0
9	72 Y. RUIZ	Yamaha YZF R6 246,4
10	91 F. FULIGNI	Ducati Panigale V2 246,4
11	29 G. MORENO	Kawasaki ZX-6R 246,4
12	71 T. EDWARDS	Ducati Panigale V2 246,4
13	64 F. CARICASULO	MV Agusta F3 800 RR 245,9
14	28 G. VAN STRAALLEN	Yamaha YZF R6 245,3
15	89 K. BIN PAWI	Honda CBR600RR 245,3
16	5 N. ANTONELLI	Ducati Panigale V2 245,3
17	68 L. POWER	MV Agusta F3 800 RR 244,8
18	11 B. BENDSNEYDER	MV Agusta F3 800 RR 244,8
19	43 S. JESPERSEN	Ducati Panigale V2 244,3
20	73 J. CRETARO	Triumph Street Triple RS 765 244,3
21	27 K. TOBA	Honda CBR600RR 243,7
22	33 M. GONZALEZ	Ducati Panigale V2 243,2
23	94 L. MAHIAS	Yamaha YZF R6 242,6
24	62 S. MANZI	Yamaha YZF R6 242,6
25	54 B. SOFUOGLU	Yamaha YZF R6 242,1
26	77 M. PONS	Yamaha YZF R6 242,1
27	69 T. BOOTH-AMOS	Triumph Street Triple RS 765 241,6
28	39 K. KEANKUM	Yamaha YZF R6 241,1
29	50 D. VOSTATEK	Triumph Street Triple RS 765 240,5
30	7 L. BALDASSARRI	Triumph Street Triple RS 765 239,5
31	3 R. DE ROSA	QJMOTOR SRK 800 RR 239,0

SEG. 1		SEG. 2		SEG. 3		SEG. 4	
1	62 S. MANZI 25.155	1	23 M. SCHROETTER 15.199	1	62 S. MANZI 30.248	1	9 J. NAVARRO 31.457
2	72 Y. RUIZ 25.233	2	53 V. DEBISE 15.233	2	94 L. MAHIAS 30.275	2	23 M. SCHROETTER 31.524
3	23 M. SCHROETTER 25.249	3	9 J. NAVARRO 15.254	3	61 C. ONCU 30.286	3	94 L. MAHIAS 31.535
4	99 A. HUERTAS 25.255	4	28 G. VAN STRAALLEN 15.254	4	9 J. NAVARRO 30.304	4	99 A. HUERTAS 31.546
5	94 L. MAHIAS 25.298	5	94 L. MAHIAS 15.261	5	99 A. HUERTAS 30.327	5	53 V. DEBISE 31.561
6	9 J. NAVARRO 25.310	6	11 B. BENDSNEYDER 15.290	6	72 Y. RUIZ 30.342	6	62 S. MANZI 31.561
7	28 G. VAN STRAALLEN 25.338	7	64 F. CARICASULO 15.305	7	11 B. BENDSNEYDER 30.375	7	55 Y. MONTELLA 31.624
8	61 C. ONCU 25.373	8	99 A. HUERTAS 15.316	8	28 G. VAN STRAALLEN 30.381	8	64 F. CARICASULO 31.634
9	55 Y. MONTELLA 25.382	9	62 S. MANZI 15.324	9	5 N. ANTONELLI 30.408	9	11 B. BENDSNEYDER 31.640
10	40 S. CORSI 25.423	10	54 B. SOFUOGLU 15.346	10	23 M. SCHROETTER 30.416	10	28 G. VAN STRAALLEN 31.658
11	53 V. DEBISE 25.433	11	72 Y. RUIZ 15.348	11	54 B. SOFUOGLU 30.469	11	54 B. SOFUOGLU 31.681
12	11 B. BENDSNEYDER 25.435	12	55 Y. MONTELLA 15.366	12	53 V. DEBISE 30.480	12	72 Y. RUIZ 31.695
13	5 N. ANTONELLI 25.464	13	77 M. PONS 15.369	13	40 S. CORSI 30.481	13	40 S. CORSI 31.714
14	69 T. BOOTH-AMOS 25.547	14	61 C. ONCU 15.394	14	64 F. CARICASULO 30.553	14	61 C. ONCU 31.740
15	77 M. PONS 25.553	15	5 N. ANTONELLI 15.405	15	77 M. PONS 30.571	15	71 T. EDWARDS 31.744
16	7 L. BALDASSARRI 25.577	16	89 K. BIN PAWI 15.445	16	55 Y. MONTELLA 30.573	16	69 T. BOOTH-AMOS 31.762
17	73 J. CRETARO 25.577	17	40 S. CORSI 15.452	17	69 T. BOOTH-AMOS 30.651	17	7 L. BALDASSARRI 31.823
18	33 M. GONZALEZ 25.579	18	71 T. EDWARDS 15.455	18	73 J. CRETARO 30.676	18	89 K. BIN PAWI 31.844
19	64 F. CARICASULO 25.592	19	32 D. BAYLISS 15.461	19	27 K. TOBA 30.683	19	77 M. PONS 31.878
20	71 T. EDWARDS 25.598	20	68 L. POWER 15.465	20	32 D. BAYLISS 30.684	20	5 N. ANTONELLI 31.927
21	32 D. BAYLISS 25.624	21	33 M. GONZALEZ 15.466	21	7 L. BALDASSARRI 30.724	21	43 S. JESPERSEN 31.941
22	54 B. SOFUOGLU 25.630	22	27 K. TOBA 15.485	22	89 K. BIN PAWI 30.740	22	29 G. MORENO 31.976
23	27 K. TOBA 25.672	23	7 L. BALDASSARRI 15.488	23	43 S. JESPERSEN 30.746	23	32 D. BAYLISS 32.001
24	3 R. DE ROSA 25.701	24	43 S. JESPERSEN 15.499	24	33 M. GONZALEZ 30.836	24	3 R. DE ROSA 32.020
25	43 S. JESPERSEN 25.705	25	3 R. DE ROSA 15.504	25	3 R. DE ROSA 30.869	25	50 D. VOSTATEK 32.053
26	68 L. POWER 25.722	26	69 T. BOOTH-AMOS 15.507	26	71 T. EDWARDS 30.877	26	27 K. TOBA 32.101
27	89 K. BIN PAWI 25.732	27	29 G. MORENO 15.535	27	50 D. VOSTATEK 30.894	27	73 J. CRETARO 32.108
28	50 D. VOSTATEK 25.742	28	73 J. CRETARO 15.556	28	68 L. POWER 30.896	28	68 L. POWER 32.121
29	29 G. MORENO 25.852	29	50 D. VOSTATEK 15.562	29	29 G. MORENO 30.975	29	33 M. GONZALEZ 32.134
30	91 F. FULIGNI 25.974	30	39 K. KEANKUM 15.616	30	91 F. FULIGNI 31.072	30	39 K. KEANKUM 32.408
31	39 K. KEANKUM 26.214	31	91 F. FULIGNI 15.665	31	39 K. KEANKUM 31.364	31	91 F. FULIGNI 32.558

20/10/2024

These data/results cannot be reproduced, stored and/or transmitted in whole or in part by any manner of electronic, mechanical, photocopying, recording, broadcasting or otherwise now known or herein after developed without the previous express consent by the copyright owner, except for reproduction in daily press and regular printed publications on sale to the public within 60 days of the event related to those data/results and always provided that copyright symbol appears together as follows below.

© DORNA WSBK ORGANIZATION Srl 2024



Jerez 4.423 m

Prometeon Spanish Round, 18-20 October 2024
Ideal Times Warm Up 2

No.	Rider	Nat	Bike	Seg. 1	Seg. 2	Seg. 3	Seg. 4	Ideal Time		
				Diff. 1	Diff. 2	Diff. 3	Diff. 4	Best Lap	Pos.	Diff.
1	62 S. MANZI	ITA	Yamaha YZF R6	25.155 +0.104	15.324	30.248	31.561 +0.050	1'42.288 1'42.442	1	0.154
2	9 J. NAVARRO	ESP	Ducati Panigale V2	25.310 +0.175	15.254 +0.051	30.304 +0.063	31.457	1'42.325 1'42.614	4	0.289
3	94 L. MAHIAS	FRA	Yamaha YZF R6	25.298 +0.179	15.261 +0.080	30.275	31.535	1'42.369 1'42.628	5	0.259
4	23 M. SCHROETTER	GER	MV Agusta F3 800 RR	25.249 +0.075	15.199 +0.088	30.416 +0.057	31.524	1'42.388 1'42.608	3	0.220
5	99 A. HUERTAS	ESP	Ducati Panigale V2	25.255 +0.035	15.316 +0.031	30.327 +0.019	31.546	1'42.444 1'42.529	2	0.085
6	72 Y. RUIZ	ESP	Yamaha YZF R6	25.233 +0.124	15.348	30.342 +0.116	31.695	1'42.618 1'42.858	8	0.240
7	28 G. VAN STRAALEN	NED	Yamaha YZF R6	25.338	15.254 +0.088	30.381	31.658 +0.153	1'42.631 1'42.872	9	0.241
8	53 V. DEBISE	FRA	Yamaha YZF R6	25.433	15.233	30.480	31.561 +0.083	1'42.707 1'42.790	7	0.083
9	11 B. BENDSNEYDER	NED	MV Agusta F3 800 RR	25.435	15.290	30.375	31.640	1'42.740 1'42.740	6	
10	61 C. ONCU	TUR	Kawasaki ZX-6R	25.373 +0.028	15.394 +0.084	30.286	31.740 +0.044	1'42.793 1'42.949	10	0.156
11	55 Y. MONTELLA	ITA	Ducati Panigale V2	25.382 +0.030	15.366 +0.029	30.573 +0.082	31.624	1'42.945 1'43.086	11	0.141
12	40 S. CORSI	ITA	Ducati Panigale V2	25.423 +0.018	15.452 +0.046	30.481 +0.012	31.714	1'43.070 1'43.146	12	0.076
13	64 F. CARICASULO	ITA	MV Agusta F3 800 RR	25.592 +0.190	15.305 +0.011	30.553	31.634	1'43.084 1'43.285	14	0.201
14	54 B. SOFUOGLU	TUR	Yamaha YZF R6	25.630	15.346 +0.028	30.469	31.681 +0.024	1'43.126 1'43.178	13	0.052
15	5 N. ANTONELLI	ITA	Ducati Panigale V2	25.464 +0.255	15.405 +0.042	30.408 +0.116	31.927	1'43.204 1'43.617	16	0.413
16	77 M. PONS	ESP	Yamaha YZF R6	25.553	15.369	30.571 +0.045	31.878 +0.046	1'43.371 1'43.462	15	0.091
17	69 T. BOOTH-AMOS	GBR	Triumph Street Triple RS 765	25.547 +0.063	15.507 +0.123	30.651	31.762	1'43.467 1'43.653	17	0.186
18	7 L. BALDASSARRI	ITA	Triumph Street Triple RS 765	25.577	15.488 +0.199	30.724	31.823	1'43.612 1'43.811	18	0.199
19	71 T. EDWARDS	AUS	Ducati Panigale V2	25.598 +0.132	15.455	30.877 +0.069	31.744	1'43.674 1'43.875	19	0.201
20	89 K. BIN PAWI	MAS	Honda CBR600RR	25.732 +0.055	15.445 +0.080	30.740 +0.013	31.844	1'43.761 1'43.909	20	0.148
21	32 D. BAYLISS	AUS	Ducati Panigale V2	25.624	15.461	30.684 +0.432	32.001	1'43.770 1'44.202	24	0.432
22	43 S. JESPERSEN	DEN	Ducati Panigale V2	25.705 +0.070	15.499	30.746	31.941	1'43.891 1'43.961	21	0.070
23	73 J. CRETARO	ITA	Triumph Street Triple RS 765	25.577 +0.142	15.556	30.676	32.108	1'43.917 1'44.059	22	0.142
24	27 K. TOBA	JPN	Honda CBR600RR	25.672	15.485 +0.020	30.683 +0.153	32.101	1'43.941 1'44.114	23	0.173
25	33 M. GONZALEZ	ESP	Ducati Panigale V2	25.579 +0.256	15.466 +0.043	30.836 +0.139	32.134	1'44.015 1'44.453	29	0.438
26	3 R. DE ROSA	ITA	QJMOTOR SRK 800 RR	25.701 +0.152	15.504	30.869	32.020	1'44.094 1'44.246	25	0.152
27	68 L. POWER	AUS	MV Agusta F3 800 RR	25.722	15.465 +0.044	30.896 +0.125	32.121	1'44.204 1'44.373	28	0.169
28	50 D. VOSTATEK	CZE	Triumph Street Triple RS 765	25.742	15.562 +0.005	30.894 +0.046	32.053	1'44.251 1'44.302	26	0.051
29	29 G. MORENO	MEX	Kawasaki ZX-6R	25.852	15.535	30.975	31.976	1'44.338 1'44.338	27	
30	91 F. FULIGNI	ITA	Ducati Panigale V2	25.974 +0.102	15.665 +0.127	31.072 +0.285	32.558	1'45.269 1'45.783	31	0.514
31	39 K. KEANKUM	THA	Yamaha YZF R6	26.214	15.616 +0.064	31.364	32.408 +0.111	1'45.602 1'45.777	30	0.175
Overall Ideal Time				25.155	15.199	30.248	31.457	1'42.059		

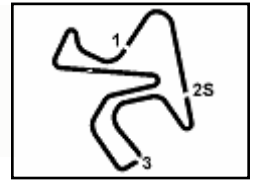
20/10/2024

These data/results cannot be reproduced, stored and/or transmitted in whole or in part by any manner of electronic, mechanical, photocopying, recording, broadcasting or otherwise now known or herein after developed without the previous express consent by the copyright owner, except for reproduction in daily press and regular printed publications on sale to the public within 60 days of the event related to those data/results and always provided that copyright symbol appears together as follows below.

© DORNA WSBK ORGANIZATION Srl 2024

FIGR PERUGIA TIMING





Prometeon Spanish Round, 18-20 October 2024
Chronological Analysis Warm Up 2

1° 62 S. MANZI [1'42.442]							
Lap	Seg.1	Seg.2	Seg.3	Seg.4	Lap Time	km/h	Local Time
1							
2	31.665	15.719	30.667	31.632	1'49.683P	241,1	10:18'07.794
3	25.259	15.324	30.248	31.611	1'42.442	242,1	10:19'50.236
4	25.254	15.393	30.347	31.561	1'42.555	241,6	10:21'32.791
5	25.209	15.392	30.315	31.613	1'42.529	242,6	10:23'15.320
6	25.155	16.831	36.074			213,1	

2° 99 A. HUERTAS [1'42.529]							
Lap	Seg.1	Seg.2	Seg.3	Seg.4	Lap Time	km/h	Local Time
1							
2	30.496	15.482	31.062	31.802	1'48.842P	246,4	10:17'39.212
3	25.418	15.316	30.327	31.723	1'42.784	247,0	10:19'21.996
4	25.381	15.339	30.416	31.663	1'42.799C	246,4	10:21'04.795
5	25.290	15.347	30.346	31.546	1'42.529	247,0	10:22'47.324
6	25.255	15.364	31.687			247,0	

3° 23 M. SCHROETTER [1'42.608]							
Lap	Seg.1	Seg.2	Seg.3	Seg.4	Lap Time	km/h	Local Time
1							
2	37.661	15.661	31.311	32.525	1'57.158P	243,2	10:17'47.439
3	25.562	15.271	30.416	31.621	1'42.870	244,3	10:19'30.309
4	25.421	15.199	30.492	31.628	1'42.740	248,1	10:21'13.049
5	25.324	15.287	30.473	31.524	1'42.608	244,3	10:22'55.657
6	25.249	15.258	31.514			245,3	

4° 9 J. NAVARRO [1'42.614]							
Lap	Seg.1	Seg.2	Seg.3	Seg.4	Lap Time	km/h	Local Time
1							
2	31.386	15.742	30.937	31.870	1'49.935P	243,7	10:17'12.056
3	25.485	15.305	30.367	31.457	1'42.614	247,0	10:18'54.670
4	25.310	15.254	30.304	31.764	1'42.632C	247,0	10:20'37.302
5	25.320	15.337	30.443	31.604	1'42.704	245,3	10:22'20.006
6	25.382	15.349	30.403			245,3	

5° 94 L. MAHIAS [1'42.628]							
Lap	Seg.1	Seg.2	Seg.3	Seg.4	Lap Time	km/h	Local Time
1							
2	39.151	15.495	30.826	31.973	1'57.445P	239,5	10:17'39.620
3	25.298	15.261	30.324	31.886	1'42.769	242,6	10:19'22.389
4	25.310	15.319	30.414	31.617	1'42.660C	242,6	10:21'05.049
5	25.477	15.341	30.275	31.535	1'42.628	241,1	10:22'47.677
6	25.314	15.327	32.006			242,6	

6° 11 B. BENDSNEYDER [1'42.740]							
Lap	Seg.1	Seg.2	Seg.3	Seg.4	Lap Time	km/h	Local Time
1							
2	31.622	15.592	31.074	32.211	1'50.499P	241,6	10:17'10.534
3	25.638	15.340	30.626	31.689	1'43.293	243,7	10:18'53.827
4	25.645	15.397	30.447	32.439	1'43.928C	242,6	10:20'37.755
5	25.435	15.290	30.375	31.640	1'42.740	244,8	10:22'20.495
6	25.466	15.351	30.418			244,8	

7° 53 V. DEBISE [1'42.790]							
Lap	Seg.1	Seg.2	Seg.3	Seg.4	Lap Time	km/h	Local Time
1							
2	25.525	15.329	30.817	31.676	1'43.347	244,3	10:18'34.469
3	25.472	15.263	30.762	31.561	1'43.058	247,6	10:20'17.527
4	25.433	15.233	30.480	31.644	1'42.790	245,3	10:22'00.317
5	25.442	15.444	30.585	31.700	1'43.171C	241,6	10:23'43.488

6	28.517	16.171	32.274				237,4
---	--------	--------	--------	--	--	--	-------

8° 72 Y. RUIZ [1'42.858]							
Lap	Seg.1	Seg.2	Seg.3	Seg.4	Lap Time	km/h	Local Time
1							
2		15.635	31.308	32.052			244,8
3	25.871	15.378	30.540	31.826	1'43.615	245,9	10:18'34.982
4	25.357	15.348	30.458	31.695	1'42.858	246,4	10:20'17.840
5	25.233	15.377	30.415	31.942	1'42.967C	244,8	10:22'00.807
6	25.338	15.516	30.342	31.879	1'43.075C	237,9	10:23'43.882
7	28.753	16.458	32.663			230,0	

9° 28 G. VAN STRAALEN [1'42.872]							
Lap	Seg.1	Seg.2	Seg.3	Seg.4	Lap Time	km/h	Local Time
1							
2	32.935	15.543	30.851	31.862	1'51.191P	243,2	10:17'39.784
3	25.392	15.308	30.531	31.658	1'42.889	244,3	10:19'22.673
4	25.397	15.254	30.410	31.701	1'42.762C	245,3	10:21'05.435
5	25.338	15.342	30.381	31.811	1'42.872	244,8	10:22'48.307
6	25.338	15.379	31.771			243,2	

10° 61 C. ONCU [1'42.949]							
Lap	Seg.1	Seg.2	Seg.3	Seg.4	Lap Time	km/h	Local Time
1							
2	32.917	15.792	31.162	31.832	1'51.703P	247,6	10:16'52.573
3	25.498	15.394	31.178	32.130	1'44.200	246,4	10:18'36.773
4	25.373	15.533	30.406	31.740	1'43.052	239,0	10:20'19.825
5	25.401	15.478	30.286	31.784	1'42.949	242,6	10:22'02.774
6	26.053	15.435	30.449	31.727	1'43.664C	241,6	10:23'46.438
7	30.892	18.469	35.689			179,4	

11° 55 Y. MONTELLA [1'43.086]							
Lap	Seg.1	Seg.2	Seg.3	Seg.4	Lap Time	km/h	Local Time
1							
2	36.652	15.536	31.247	31.924	1'55.359P	249,2	10:16'50.879
3	25.592	15.458	30.712	31.675	1'43.437	245,3	10:18'34.316
4	25.412	15.395	30.655	31.624	1'43.086	244,8	10:20'17.402
5	25.382	15.366	31.819	31.650	1'44.217	246,4	10:22'01.619
6	25.487	15.374	30.573	31.527	1'42.961C	247,0	10:23'44.580
7	29.076	17.173	33.426			212,3	

12° 40 S. CORSI [1'43.146]							
Lap	Seg.1	Seg.2	Seg.3	Seg.4	Lap Time	km/h	Local Time
1							
2	33.449	15.992	32.875	32.939	1'55.255P	240,5	10:16'56.263
3	25.914	15.515	31.174	32.029	1'44.632	248,1	10:18'40.895
4	25.441	15.498	30.493	31.714	1'43.146	240,5	10:20'24.041
5	25.638	15.500	30.649	33.065	1'44.852	243,2	10:22'08.893
6	25.423	15.452	30.481	31.703	1'43.059C	243,2	10:23'51.952
7	28.822	17.311	33.048			223,0	

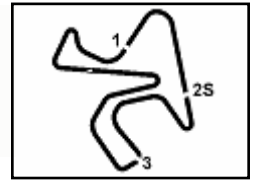
13° 54 B. SOFUOGLU [1'43.178]							
Lap	Seg.1	Seg.2	Seg.3	Seg.4	Lap Time	km/h	Local Time
1							
2	39.760	16.284	34.619	32.121	2'02.784P	236,9	10:17'42.056
3	25.762	15.381	30.596	31.681	1'43.420	241,6	10:19'25.476
4	25.827	15.346	30.565	31.799	1'43.537C	241,1	10:21'09.013
5	25.630	15.374	30.469	31.705	1'43.178	242,1	10:22'52.191
6	25.675	15.364	32.667			242,1	

14° 64 F. CARICASULO [1'43.285]							
Lap	Seg.1	Seg.2	Seg.3	Seg.4	Lap Time	km/h	Local Time
1							
2							
3							
4							
5							
6							
7							
8							
9							
10							
11							
12							
13							
14							
15							
16							
17							
18							
19							
20							
21							
22							
23							
24							
25							
26							
27							
28							
29							
30							
31							
32							
33							
34							
35							
36							
37							
38							
39							
40							
41							
42							
43							
44							
45							
46							
47							
48							
49							
50							
51							
52							
53							
54							
55							
56							
57							
58							
59							
60							

20/10/2024 P = Pits In/Out - C = Lap Time Cancelled

These data/results cannot be reproduced, stored and/or transmitted in whole or in part by any manner of electronic, mechanical, photocopying, recording, broadcasting or otherwise now known or herein after developed without the previous express consent by the copyright owner, except for reproduction in daily press and regular printed publications on sale to the public within 60 days of the event related to those data/results and always provided that copyright symbol appears together as follows below.

© DORNA WSBK ORGANIZATION Srl 2024</



Jerez 4.423 m

2 / 3

Prometeon Spanish Round, 18–20 October 2024
Chronological Analysis Warm Up 2

1	15.626	31.845	31.894	245,3	
2	25.782	15.316	30.553	31.634	1'43.285 245,9 10:18'34.671
3	25.592	15.305	30.823	245,9	

15°		77 M. PONS [1'43.462]					
Lap	Seg.1	Seg.2	Seg.3	Seg.4	Lap Time	km/h	Local Time
1							
2	39.148	15.600	31.634	31.999	1'58.381P	241,6	10:16'51.820
3	25.669	15.369	30.600	31.878	1'43.516	242,1	10:18'35.336
4	25.553	15.369	30.616	31.924	1'43.462	240,0	10:20'18.798
5	25.726	15.484	30.571	31.956	1'43.737	238,4	10:22'02.535
6	25.696	15.467	30.657	31.820	1'43.640C	239,0	10:23'46.175
7	27.830	16.746	32.271			223,0	

16°		5 N. ANTONELLI [1'43.617]					
Lap	Seg.1	Seg.2	Seg.3	Seg.4	Lap Time	km/h	Local Time
1							
2	33.132	16.025	31.366	32.252	1'52.775P	240,0	10:17'13.937
3	25.719	15.447	30.524	31.927	1'43.617	243,7	10:18'57.554
4	25.624	15.417	30.408	31.718	1'43.167C	245,3	10:20'40.721
5	25.796	15.445	30.740	32.257	1'44.238	244,8	10:22'24.959
6	25.464	15.405	30.478			244,3	

17°		69 T. BOOTH-AMOS [1'43.653]					
Lap	Seg.1	Seg.2	Seg.3	Seg.4	Lap Time	km/h	Local Time
1							
2	32.404	16.481	32.390	32.940	1'54.215P	225,3	10:17'25.816
3	25.954	15.564	30.944	31.971	1'44.433	241,1	10:19'10.249
4	25.672	15.542	30.916	31.911	1'44.041	241,6	10:20'54.290
5	25.610	15.630	30.651	31.762	1'43.653	239,0	10:22'37.943
6	25.547	15.507	30.722			241,1	

18°		7 L. BALDASSARRI [1'43.811]					
Lap	Seg.1	Seg.2	Seg.3	Seg.4	Lap Time	km/h	Local Time
1							
2	32.584	16.334	32.145	32.744	1'53.807P	230,5	10:17'24.987
3	25.844	15.736	30.987	31.981	1'44.548	236,4	10:19'09.535
4	25.678	15.681	30.798	31.995	1'44.152C	236,9	10:20'53.687
5	25.577	15.687	30.724	31.823	1'43.811	236,9	10:22'37.498
6	26.249	15.488	31.055			239,5	

19°		71 T. EDWARDS [1'43.875]					
Lap	Seg.1	Seg.2	Seg.3	Seg.4	Lap Time	km/h	Local Time
1							
2	37.501	16.103	32.555	32.709	1'58.868P	241,1	10:16'55.590
3	26.191	15.657	31.595	32.025	1'45.468	244,3	10:18'41.058
4	25.730	15.455	30.946	31.744	1'43.875	245,9	10:20'24.933
5	25.696	15.520	30.877	32.665	1'44.758	244,8	10:22'09.691
6	25.598	15.491	30.934	32.363	1'44.386C	246,4	10:23'54.077
7	28.083	16.856	34.565			211,8	

20°		89 K. BIN PAWI [1'43.909]					
Lap	Seg.1	Seg.2	Seg.3	Seg.4	Lap Time	km/h	Local Time
1							
2	36.266	15.714	32.163	32.913	1'57.056P	243,2	10:16'55.950
3	26.141	15.522	31.618	32.084	1'45.365	245,3	10:18'41.315
4	25.787	15.525	30.753	31.844	1'43.909	243,2	10:20'25.224
5	25.732	15.445	30.856	32.553	1'44.586	244,3	10:22'09.810
6	25.902	15.560	30.740	32.436	1'44.638C	242,1	10:23'54.448
7	29.202	16.582	33.705			234,4	

21°		43 S. JESPERSEN [1'43.961]					
Lap	Seg.1	Seg.2	Seg.3	Seg.4	Lap Time	km/h	Local Time
1							
2	25.893	15.805	30.884	32.035	1'44.617	244,3	10:18'38.016
3	25.775	15.499	30.746	31.941	1'43.961	242,1	10:20'21.977
4	25.705	15.636	30.922	32.142	1'44.405	241,1	10:22'06.382
5	25.747	15.597	30.829	32.175	1'44.348C	240,5	10:23'50.730
6	28.536	16.294	32.479			239,0	

22°		73 J. CRETARO [1'44.059]					
Lap	Seg.1	Seg.2	Seg.3	Seg.4	Lap Time	km/h	Local Time
1							
2	34.363	16.070	32.517	33.021	1'55.971P	232,9	10:16'58.546
3	25.973	15.562	31.042	32.442	1'45.019	240,0	10:18'43.565
4	25.876	15.620	30.920	32.316	1'44.732	244,3	10:20'28.297
5	25.719	15.556	30.676	32.108	1'44.059	239,0	10:22'12.356
6	25.577	15.608	30.744	33.058	1'44.987C	238,4	10:23'57.343
7	27.681	16.200	33.212			232,4	

23°		27 K. TOBA [1'44.114]					
Lap	Seg.1	Seg.2	Seg.3	Seg.4	Lap Time	km/h	Local Time
1							
2	31.639	15.885	32.052	32.531	1'52.107P	240,5	10:16'58.291
3	25.873	15.502	31.006	32.330	1'44.711	243,7	10:18'43.002
4	25.797	15.524	30.745	32.390	1'44.456	242,6	10:20'27.458
5	25.672	15.505	30.836	32.101	1'44.114	242,6	10:22'11.572
6	25.705	15.485	30.683	32.280	1'44.153C	242,6	10:23'55.725
7	29.067	16.070	33.297			233,9	

24°		32 D. BAYLISS [1'44.202]					
Lap	Seg.1	Seg.2	Seg.3	Seg.4	Lap Time	km/h	Local Time
1							
2	39.125	15.983	31.938	32.441	1'59.487P	239,0	10:16'53.906
3	26.122	15.594	30.822	32.193	1'44.731	245,9	10:18'38.637
4	26.049	15.558	30.857	32.099	1'44.563	244,8	10:20'23.200
5	25.624	15.461	31.116	32.001	1'44.202	248,7	10:22'07.402
6	25.921	15.548	30.684	32.036	1'44.189C	250,4	10:23'51.591
7	28.048	16.409	31.816			225,7	

25°		3 R. DE ROSA [1'44.246]					
Lap	Seg.1	Seg.2	Seg.3	Seg.4	Lap Time	km/h	Local Time
1							
2	32.432	16.238	32.770	35.100	1'56.540P	237,9	10:21'15.154
3	25.853	15.504	30.869	32.020	1'44.246	238,4	10:22'59.400
4	25.701	15.522	33.471			239,0	

26°		50 D. VOSTATEK [1'44.302]					
Lap	Seg.1	Seg.2	Seg.3	Seg.4	Lap Time	km/h	Local Time
1							
2	30.672	15.960	31.288	32.333	1'50.253P	234,9	10:17'44.616
3	25.779	15.852	30.894	32.197	1'44.722	236,4	10:19'29.338
4	25.885	15.562	31.183	32.124	1'44.754	240,5	10:21'14.092
5	25.742	15.567	30.940	32.053	1'44.302	239,5	10:22'58.394
6	25.795	15.592	32.429			240,0	

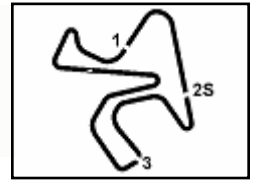
27°		29 G. MORENO [1'44.338]					
Lap	Seg.1	Seg.2	Seg.3	Seg.4	Lap Time	km/h	Local Time
1							
2	38.974	15.817	31.753	32.200	1'58.744P	243,7	10:16'53.160
3	26.066	15.610	31.272	32.147	1'45.095	243,7	10:18'38.255
4	25.852	15.535	30.975	31.976	1'44.338	245,9	10:20'22.593

20/10/2024 P = Pits In/Dut - C = Lap Time Cancelled

These data/results cannot be reproduced, stored and/or transmitted in whole or in part by any manner of electronic, mechanical, photocopying, recording, broadcasting or otherwise now known or herein after developed without the previous express consent by the copyright owner, except for reproduction in daily press and regular printed publications on sale to the public within 60 days of the event related to those data/results and always provided that copyright symbol appears together as follows below.

© DORNA WSBK ORGANIZATION Srl 2024





Jerez 4.423 m

3 / 3

Prometeon Spanish Round, 18-20 October 2024
Chronological Analysis Warm Up 2

5	25.950	15.547	31.199	31.989	1'44.685	245,9	10:22'07.278
6	25.938	15.613	31.202	32.057	1'44.810C	246,4	10:23'52.088
7	28.791	16.233	34.653			240,5	

28° 68 L. POWER [1'44.373]							
Lap	Seg.1	Seg.2	Seg.3	Seg.4	Lap Time	km/h	Local Time
1		15.832	31.749	32.308		244,8	
2	25.891	15.465	31.155	32.737	1'45.248	243,2	10:18'37.238
3	25.722	15.509	31.021	32.121	1'44.373	242,6	10:20'21.611
4	25.999	15.731	31.035	32.567	1'45.332	244,8	10:22'06.943
5	25.857	15.563	30.896	32.232	1'44.548C	242,1	10:23'51.491
6	27.829	16.208	31.802			233,4	

29° 33 M. GONZALEZ [1'44.453]							
Lap	Seg.1	Seg.2	Seg.3	Seg.4	Lap Time	km/h	Local Time
1							
2	38.555	15.719	31.510	32.387	1'58.171P	241,1	10:16'52.528
3	25.835	15.509	30.975	32.134	1'44.453	243,2	10:18'36.981
4	25.602	15.635	31.049	32.421	1'44.707	239,0	10:20'21.688
5	28.426	15.534	31.154	32.213	1'47.327	242,1	10:22'09.015
6	25.579	15.466	30.836			243,2	

30° 39 K. KEANKUM [1'45.777]							
Lap	Seg.1	Seg.2	Seg.3	Seg.4	Lap Time	km/h	Local Time
1							
2	34.347	15.959	32.213	32.764	1'55.283P	239,5	10:16'57.115
3	26.319	15.616	31.486	32.408	1'45.829	239,0	10:18'42.944
4	26.433	15.652	31.598	32.574	1'46.257	241,1	10:20'29.201
5	26.214	15.680	31.364	32.519	1'45.777	239,5	10:22'14.978
6	27.619	16.091	31.871			236,4	

31° 91 F. FULIGNI [1'45.783]							
Lap	Seg.1	Seg.2	Seg.3	Seg.4	Lap Time	km/h	Local Time
1							
2	35.280	16.819	33.172	33.253	1'58.524P	240,5	10:17'06.720
3	26.491	15.901	31.469	32.715	1'46.576	242,6	10:18'53.296
4	26.132	15.821	31.508	32.592	1'46.053C	246,4	10:20'39.349
5	26.076	15.792	31.357	32.558	1'45.783	244,8	10:22'25.132
6	25.974	15.665	31.072			244,8	

20/10/2024 P = Pits In/Out - C = Lap Time Cancelled

These data/results cannot be reproduced, stored and/or transmitted in whole or in part by any manner of electronic, mechanical, photocopying, recording, broadcasting or otherwise now known or herein after developed without the previous express consent by the copyright owner, except for reproduction in daily press and regular printed publications on sale to the public within 60 days of the event related to those data/results and always provided that copyright symbol appears together as follows below.

© DORNA WSBK ORGANIZATION Srl 2024



Prometeon Spanish Round, 18-20 October 2024
Best Laps & Speeds

No.	Rider Bike	Nat	Best Lap		FP		SP		WUP1		RC1		WUP2					
			LL	SPD	LL	SPD	LL	SPD	LL	SPD	LL	SPD	LL	SPD				
1	99 A. HUERTAS Ducati Panigale V2	ESP	1'42.115 59 250,4		1'43.528 15 245,9		1'42.115 18 244,8		1'43.046 5 244,8		1'43.053 17 250,4		1'42.529 4 247,0					
2	9 J. NAVARRO Ducati Panigale V2	ESP	1'42.334 43 248,1		1'43.197 17 246,4		1'42.334 15 245,9		1'42.756 5 248,1		1'43.963 2 245,3		1'42.614 4 247,0					
3	23 M. SCHROETTER MV Agusta F3 800 RR	GER	1'42.364 62 248,1		1'42.886 19 246,4		1'42.364 17 244,3		1'43.154 5 242,6		1'43.272 17 247,6		1'42.608 4 248,1					
4	62 S. MANZI Yamaha YZF R6	ITA	1'42.385 62 246,4		1'42.676 18 244,8		1'42.385 18 241,1		1'42.420 5 241,6		1'42.964 17 246,4		1'42.442 4 242,6					
5	64 F. CARICASULO MV Agusta F3 800 RR	ITA	1'42.389 52 249,2		1'42.494 17 249,2		1'42.389 16 246,4		1'43.160 5 247,6		1'42.568 13 249,2		1'43.285 1 245,9					
6	55 Y. MONTELLA Ducati Panigale V2	ITA	1'42.416 62 249,2		1'43.389 18 246,4		1'42.416 17 247,6		1'43.123 5 245,9		1'43.089 17 247,0		1'43.086 5 249,2					
7	61 C. ONCU Kawasaki ZX-6R	TUR	1'42.469 56 247,6		1'42.469 13 247,6		1'42.711 17 247,6		1'42.522 5 242,1		1'42.742 16 247,6		1'42.949 5 247,6					
8	69 T. BOOTH-AMOS Triumph Street Triple RS 765	GBR	1'42.559 58 248,1		1'43.062 16 243,2		1'42.559 16 245,3		1'43.341 5 241,1		1'43.272 17 248,1		1'43.653 4 241,6					
9	53 V. DEBISE Yamaha YZF R6	FRA	1'42.590 48 248,7		1'44.016 11 244,3		1'42.590 17 246,4		1'43.412 5 248,7		1'43.105 11 248,7		1'42.790 4 247,6					
10	17 J. MCPHEE Triumph Street Triple RS 765	GBR	1'42.669 55 248,7		1'42.973 16 244,3		1'42.669 17 243,2		1'43.288 5 245,3		1'43.432 17 248,7							
11	54 B. SOFUOGLU Yamaha YZF R6	TUR	1'42.742 44 246,4		1'43.354 17 243,7		1'42.742 14 240,0		1'43.605 5 239,0		1'43.490 4 246,4		1'43.178 4 242,1					
12	94 L. MAHIAS Yamaha YZF R6	FRA	1'42.628 58 244,3		1'42.875 16 244,3		1'42.749 16 240,0		1'42.999 5 240,0		1'43.317 17 243,2		1'42.628 4 242,6					
13	11 B. BENDSNEYDER MV Agusta F3 800 RR	NED	1'42.740 61 248,7		1'42.816 18 241,6		1'42.845 17 240,5		1'43.749 5 242,6		1'43.249 17 248,7		1'42.740 4 244,8					
14	5 N. ANTONELLI Ducati Panigale V2	ITA	1'42.824 62 248,1		1'43.663 19 246,4		1'42.824 17 248,1		1'44.051 5 245,3		1'43.629 17 247,0		1'43.617 4 245,3					
15	32 D. BAYLISS Ducati Panigale V2	AUS	1'42.897 53 250,4		1'43.869 18 245,3		1'42.897 16 242,6		1'42.959 5 246,4		1'43.781 9 248,7		1'44.202 5 250,4					
16	27 K. TOBA Honda CBR600RR	JPN	1'42.966 57 248,7		1'43.863 15 247,6		1'42.966 15 244,8		1'44.052 5 248,7		1'44.363 17 248,1		1'44.114 5 243,7					
17	7 L. BALDASSARRI Triumph Street Triple RS 765	ITA	1'43.205 60 243,2		1'43.205 18 240,0		1'43.268 16 242,1		1'43.494 5 239,0		1'43.526 17 243,2		1'43.811 4 239,5					
18	40 S. CORSI Ducati Panigale V2	ITA	1'43.146 62 248,1		1'44.250 19 246,4		1'43.300 16 243,2		1'43.651 5 243,7		1'44.029 17 246,4		1'43.146 5 248,1					
19	28 G. VAN STRAALEN Yamaha YZF R6	NED	1'42.872 61 249,8		1'44.282 20 242,1		1'43.618 15 244,8		1'43.370 5 241,6		1'43.472 17 249,8		1'42.872 4 245,3					
20	73 J. CRETARO Triumph Street Triple RS 765	ITA	1'43.467 49 244,3		1'43.871 19 241,6		1'43.762 18 241,1		1'43.467 5 239,5		1'44.547 2 243,7		1'44.059 5 244,3					
21	72 Y. RUIZ Yamaha YZF R6	ESP	1'42.858 55 247,0		1'43.997 17 247,0		1'43.469 12 244,8		1'43.583 5 243,7		1'44.006 17 247,0		1'42.858 4 246,4					
22	89 K. BIN PAWI Honda CBR600RR	MAS	1'43.491 58 246,4		1'43.891 16 244,8		1'43.491 15 245,3		1'44.125 5 243,7		1'44.299 17 246,4		1'43.909 5 245,3					
23	71 T. EDWARDS Ducati Panigale V2	AUS	1'43.564 62 246,4		1'44.965 17 245,3		1'43.564 18 245,9		1'44.768 5 244,8		1'45.045 17 245,9		1'43.875 5 246,4					
24	77 M. PONS Yamaha YZF R6	ESP	1'43.462 57 245,3		1'44.588 14 243,2		1'43.574 16 239,5		1'44.068 5 241,6		1'44.339 17 245,3		1'43.462 5 242,1					
25	50 O. VOSTATEK Triumph Street Triple RS 765	CZE	1'43.678 58 244,8		1'43.678 16 241,6		1'43.684 16 236,9		1'43.854 5 241,6		1'44.150 17 244,8		1'44.302 4 240,5					

20/10/2024

These data/results cannot be reproduced, stored and/or transmitted in whole or in part by any manner of electronic, mechanical, photocopying, recording, broadcasting or otherwise now known or herein after developed without the previous express consent by the copyright owner, except for reproduction in daily press and regular printed publications on sale to the public within 60 days of the event related to those data/results and always provided that copyright symbol appears together as follows below.

© DORNA WSBK ORGANIZATION Srl 2024

FICR PERUGIA TIMING





Jerez 4.423 m

2 / 2

Prometeon Spanish Round, 18-20 October 2024
Best Laps & Speeds

No.	Rider Bike	Nat	Best Lap		FP		SP		WUP1		RC1		WUP2					
			LL	SPD	LL	SPD	LL	SPD	LL	SPD	LL	SPD	LL	SPD				
26	43 S. JESPERSEN Ducati Panigale V2	DEN	1'43.961 59 247,0		1'45.416 18 247,0		1'43.992 15 242,6		1'44.969 5 241,1		1'44.872 17 245,3		1'43.961 4 244,3					
27	3 R. DE ROSA QJMOTOR SRK 800 RR	ITA	1'44.048 49 244,8		1'44.048 17 243,2		1'45.082 8 238,4		1'44.882 5 242,6		1'44.673 17 244,8		1'44.246 2 239,0					
28	33 M. GONZALEZ Ducati Panigale V2	ESP	1'44.351 49 245,9		1'44.842 18 245,3		1'44.352 13 244,8		1'44.522 5 241,1		1'44.351 9 245,9		1'44.453 4 243,2					
29	20 M. VAN DER VOORT Yamaha YZF R6	NED	1'44.484 33 246,4		1'45.557 16 242,1		1'44.484 17 242,1				246,4							
30	68 L. POWER MV Agusta F3 800 RR	AUS	1'44.373 41 246,4		1'45.185 9 243,7		1'44.696 6 244,8		1'45.012 5 243,2		1'44.832 17 246,4		1'44.373 4 244,8					
31	91 F. FULIGNI Ducati Panigale V2	ITA	1'44.957 42 247,0		1'45.162 15 244,8		1'44.957 13 244,3		1'45.951 5 245,3		1'45.652 5 247,0		1'45.783 4 246,4					
32	29 G. MORENO Kawasaki ZX-6R	MEX	1'44.338 57 247,6		1'46.235 13 244,8		1'45.359 17 245,9		1'45.638 5 245,3		1'45.339 17 247,6		1'44.338 5 246,4					
33	39 K. KEANKUM Yamaha YZF R6	THA	1'45.777 39 241,1		1'49.064 7 236,4		1'46.285 18 239,5		1'46.198 5 240,0		1'46.160 5 241,1		1'45.777 4 241,1					

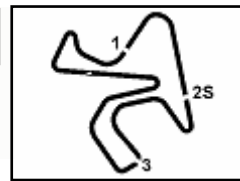
20/10/2024

These data/results cannot be reproduced, stored and/or transmitted in whole or in part by any manner of electronic, mechanical, photocopying, recording, broadcasting or otherwise now known or herein after developed without the previous express consent by the copyright owner, except for reproduction in daily press and regular printed publications on sale to the public within 60 days of the event related to those data/results and always provided that copyright symbol appears together as follows below.

© DORNA WSBK ORGANIZATION Srl 2024

FICR PERUGIA TIMING





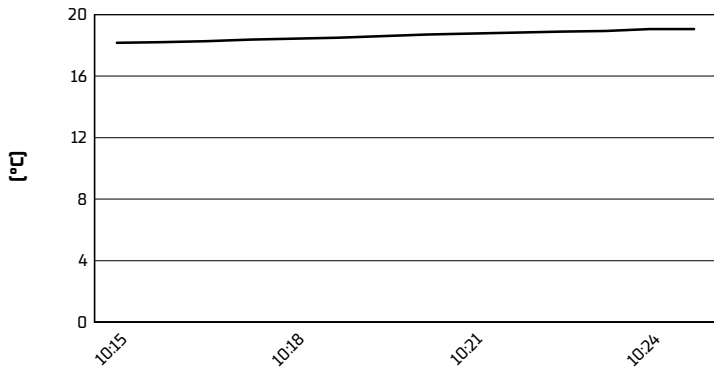
Jerez 4.423 m

Prometeon Spanish Round, 18-20 October 2024

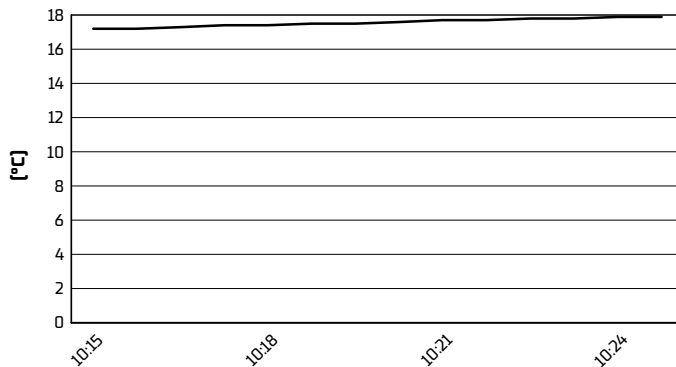
Weather Report Warm Up 2

Session started 10:15 - Session ended 10:26


Air Temperature



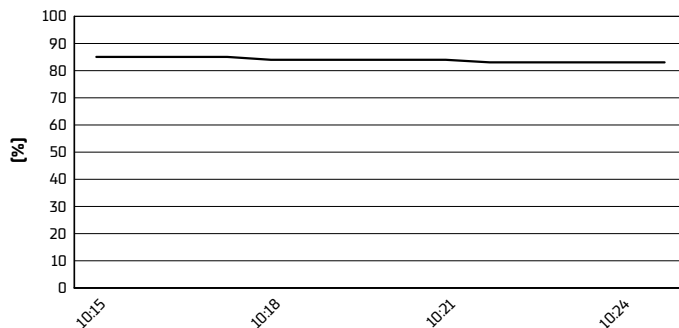
Track Temperature



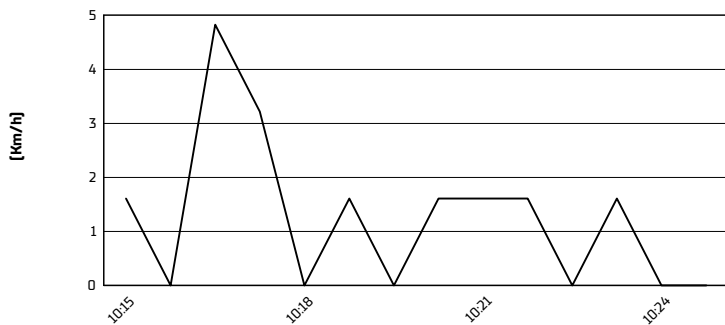
Air Pressure



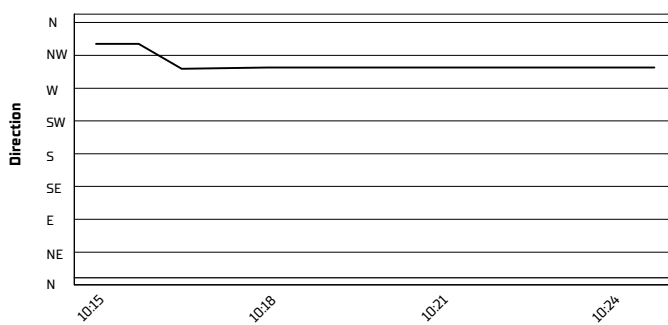
Humidity



Wind Speed



Wind Direction



20/10/2024

These data/results cannot be reproduced, stored and/or transmitted in whole or in part by any manner of electronic, mechanical, photocopying, recording, broadcasting or otherwise now known or herein after developed without the previous express consent by the copyright owner, except for reproduction in daily press and regular printed publications on sale to the public within 60 days of the event related to those data/results and always provided that copyright symbol appears together as follows below.

© DORNA WSBK ORGANIZATION Srl 2024





Jerez 4.423 m

Prometeon Spanish Round, 18-20 October 2024
Starting Grid - Race 2 (17 Laps x 4,423 km = 75,191 km)

1	1	64 CARICASULO F. MV Agusta 1'42.568 RC1	2	61 ONCU C. Kawasaki 1'42.742 RC1	3	62 MANZI S. Yamaha 1'42.964 RC1
2	4	99 HUERTAS A. Ducati 1'43.053 RC1	5	55 MONTELLA Y. Ducati 1'43.089 RC1	6	53 DEBISE V. Yamaha 1'43.105 RC1
3	7	11 BENDSNEYDER B. MV Agusta 1'43.249 RC1	8	69 BOOTH-AMOS T. Triumph 1'43.272 RC1	9	23 SCHROETTER M. MV Agusta 1'43.272 RC1
4	10	9 NAVARRO J. Ducati 1'42.334 SP	11	54 SOFUOGLU B. Yamaha 1'42.742 SP	12	94 MAHIAS L. Yamaha 1'42.749 SP
5	13	5 ANTONELLI N. Ducati 1'42.824 SP	14	32 BAYLISS O. Ducati 1'42.897 SP	15	27 TOBA K. Honda 1'42.966 SP
6	16	7 BALDASSARRI L. Triumph 1'43.268 SP	17	40 CORSI S. Ducati 1'43.300 SP	18	72 RUIZ Y. Yamaha 1'43.469 SP
7	19	89 BIN PAWI K. Honda 1'43.491 SP	20	71 EDWARDS T. Ducati 1'43.564 SP	21	77 PONS M. Yamaha 1'43.574 SP
8	22	28 VAN STRAALLEN G. Yamaha 1'43.618 SP	23	50 VOSTATEK O. Triumph 1'43.684 SP	24	73 CRETARO J. Triumph 1'43.762 SP
9	25	43 JESPERSEN S. Ducati 1'43.992 SP	26	68 POWER L. MV Agusta 1'44.696 SP	27	91 FULIGNI F. Ducati 1'44.957 SP
10	28	3 DE ROSA R. QJMOTOR 1'45.082 SP	29	29 MORENO G. Kawasaki 1'45.359 SP	30	39 KEANKUM K. Yamaha 1'46.285 SP

N.20 (van Der Voort M.) will not take part in the race. Declared unfit after Race 1

N.39 (Keankum K.) has been penalized with a long lap penalty - Irresponsible riding (causing a crash) during Race 1

N.33 (Gonzalez M.) will not take part in the race. Technical Problems

20/10/2024 The Race Director

* = Penalized

These data/results cannot be reproduced, stored and/or transmitted in whole or in part by any manner of electronic, mechanical, photocopying, recording, broadcasting or otherwise now known or herein after developed without the previous express consent by the copyright owner, except for reproduction in daily press and regular printed publications on sale to the public within 60 days of the event related to those data/results and always provided that copyright symbol appears together as follows below. © DORNA WSBK ORGANIZATION Srl 2024