

Prometeon Spanish Round, 18-20 October 2024
Chronological Analysis Race 1

Start at 12:45'44.891

1 / 4

1° 38 D. SALVADOR [1'52.509]							
Lap	Seg1	Seg2	Seg3	Seg4	Lap Time	km/h	Local Time
1		17.001	33.285	35.275	1'59.646	191,6	12:47'44.537
2	27.578	17.510	33.552	35.046	1'53.686	180,9	12:49'38.223
3	27.878	17.035	32.791	35.213	1'52.917	198,1	12:51'31.140
4	27.596	17.525	32.757	35.198	1'53.076	191,3	12:53'24.216
5	27.725	17.520	33.092	35.212	1'53.549	186,4	12:55'17.765
6	27.621	17.378	32.810	35.387	1'53.196	188,3	12:57'10.961
7	27.579	17.594	33.579	34.968	1'53.720	187,3	12:59'04.681
8	27.330	17.165	32.803	35.211	1'52.509	191,3	13:00'57.190
9	27.671	17.333	32.783	35.221	1'53.008	190,9	13:02'50.198
10	27.598	17.437	33.111	35.091	1'53.237	189,3	13:04'43.435
11	27.717	17.211	32.860	35.442	1'53.230	190,6	13:06'36.665
Race Time 20'51.774							

2° 48 J. GARCIA GONZALEZ [1'52.405]							
Lap	Seg1	Seg2	Seg3	Seg4	Lap Time	km/h	Local Time
1		17.003	33.049	34.916	2'00.357	195,3	12:47'45.248
2	27.744	16.837	33.141	34.976	1'52.698	201,8	12:49'37.946
3	27.523	17.519	33.315	35.038	1'53.395	186,7	12:51'31.341
4	27.456	17.457	33.277	34.901	1'53.091	186,7	12:53'24.432
5	27.836	17.255	33.580	35.262	1'53.933C	187,0	12:55'18.365
6	27.636	16.948	33.669	35.067	1'53.320	197,8	12:57'11.685
7	27.909	16.902	33.601	35.136	1'53.548	199,9	12:59'05.233
8	27.573	17.090	32.816	34.926	1'52.405	190,3	13:00'57.638
9	27.686	17.206	33.233	35.175	1'53.300	192,9	13:02'50.938
10	27.524	17.089	33.128	34.912	1'52.653	196,7	13:04'43.591
11	27.692	17.117	32.956	35.312	1'53.077	192,3	13:06'36.668
Race Time 20'51.777							

3° 57 A. MAHENDRA [1'52.488]							
Lap	Seg1	Seg2	Seg3	Seg4	Lap Time	km/h	Local Time
1		17.230	33.403	35.348	1'59.875	191,9	12:47'44.766
2	27.835	17.067	33.012	35.218	1'53.132	191,6	12:49'37.898
3	27.768	17.375	33.755	35.024	1'53.922	191,9	12:51'31.820
4	27.455	17.139	33.006	34.888	1'52.488	196,7	12:53'24.308
5	27.823	17.270	33.212	35.286	1'53.591	187,3	12:55'17.899
6	27.738	17.167	33.576	35.132	1'53.613	193,6	12:57'11.512
7	27.559	17.165	33.354	35.086	1'53.164	191,6	12:59'04.676
8	27.633	17.201	33.063	35.036	1'52.933	190,6	13:00'57.609
9	27.761	17.240	33.206	35.049	1'53.256	193,6	13:02'50.865
10	27.645	17.118	33.451	35.267	1'53.481	198,1	13:04'44.346
11	27.566	17.012	32.719	35.571	1'52.868	191,1	13:06'37.214
Race Time 20'52.323							

4° 74 A. TORRES [1'52.287]							
Lap	Seg1	Seg2	Seg3	Seg4	Lap Time	km/h	Local Time
1		17.088	32.973	35.040	2'00.262	193,9	12:47'45.153
2	28.055	16.854	35.352	35.325	1'55.586	198,1	12:49'40.739
3	27.549	17.265	32.568	34.905	1'52.287	190,3	12:51'33.026
4	27.545	17.066	32.760	35.054	1'52.425	192,9	12:53'25.451
5	27.565	16.943	33.436	35.149	1'53.093	199,9	12:55'18.544
6	27.526	17.018	33.080	35.035	1'52.659	197,4	12:57'11.203
7	27.543	17.425	32.880	35.206	1'53.054	188,0	12:59'04.257
8	27.477	17.339	32.825	35.311	1'52.952	183,9	13:00'57.209
9	27.599	17.399	33.036	35.139	1'53.173	183,6	13:02'50.382
10	27.589	17.327	32.786	35.375	1'53.077	192,3	13:04'43.459
11	27.954	17.175	33.530	35.105	1'53.764	192,9	13:06'37.223
Race Time 20'52.332							

5° 43 M. GAGGI [1'52.550]							
Lap	Seg1	Seg2	Seg3	Seg4	Lap Time	km/h	Local Time
1		17.127	33.649	34.892	2'00.478	196,4	12:47'45.369
2	27.713	16.857	33.418	34.988	1'52.976	200,3	12:49'38.345
3	27.964	16.934	33.730	35.157	1'53.785C	199,2	12:51'32.130
4	27.539	17.021	33.084	34.906	1'52.550	195,3	12:53'24.680

5	27.752	17.174	33.401	35.048	1'53.375	197,8	12:55'18.055
6	27.746	17.005	33.206	35.657	1'53.614	195,0	12:57'11.669
7	27.653	17.068	33.459	35.412	1'53.592	193,6	12:59'05.261
8	27.716	17.070	33.129	34.949	1'52.864	195,0	13:00'58.125
9	27.587	17.034	33.211	35.155	1'52.987	197,1	13:02'51.112
10	27.501	17.090	33.389	35.526	1'53.506	198,1	13:04'44.618
11	27.685	17.034	32.921	35.224	1'52.864	195,0	13:06'37.482
Race Time 20'52.591							

6° 7 L. VENEMAN [1'52.599]							
Lap	Seg1	Seg2	Seg3	Seg4	Lap Time	km/h	Local Time
1		17.166	33.263	35.609	1'59.923C	188,0	12:47'44.814
2	27.511	17.286	33.230	35.348	1'53.375	185,8	12:49'38.189
3	27.718	17.171	33.896	35.122	1'53.907	191,6	12:51'32.096
4	27.998	17.122	33.041	34.992	1'53.153	193,3	12:53'25.249
5	27.640	17.006	33.629	35.320	1'53.595C	199,9	12:55'18.844
6	27.668	16.983	33.288	35.335	1'53.274	197,8	12:57'12.118
7	27.579	16.940	33.387	35.246	1'53.152	199,6	12:59'05.270
8	27.939	16.947	32.740	34.973	1'52.599	197,1	13:00'57.869
9	27.715	17.090	33.032	34.968	1'52.805	195,7	13:02'50.674
10	27.696	17.167	33.481	35.231	1'53.575	195,7	13:04'44.249
11	27.615	17.030	32.932	35.628	1'53.205	195,0	13:06'37.454
Race Time 20'52.563 + 0.031Pen							

7° 22 M. GARCIA [1'52.955]							
Lap	Seg1	Seg2	Seg3	Seg4	Lap Time	km/h	Local Time
1		17.018	33.325	35.173	2'00.037	196,7	12:47'44.928
2	27.518	17.131	32.923	35.274	1'52.846C	188,0	12:49'37.774
3	27.805	17.399	33.179	35.010	1'53.393	187,0	12:51'31.167
4	27.519	17.661	33.296	34.915	1'53.391	188,3	12:53'24.558
5	27.796	17.208	33.194	35.017	1'53.215	192,9	12:55'17.773
6	27.566	17.414	33.755	34.956	1'53.691	187,0	12:57'11.464
7	27.524	17.321	33.027	35.098	1'52.970	194,3	12:59'04.434
8	27.524	17.271	33.240	35.089	1'53.124	192,3	13:00'57.558
9	27.671	17.195	33.114	34.975	1'52.955	192,6	13:02'50.513
10	27.735	17.234	33.732	35.231	1'53.932	193,9	13:04'44.445
11	27.663	17.030	32.807	35.547	1'53.047	195,3	13:06'37.492
Race Time 20'52.601							

8° 56 G. PRATAMA [1'52.776]							
Lap	Seg1	Seg2	Seg3	Seg4	Lap Time	km/h	Local Time
1		17.165	33.304	34.964	2'00.712	199,9	12:47'45.603
2	28.553	17.360	33.060	35.355	1'54.328	190,6	12:49'39.931
3	27.689	17.167	32.882	35.067	1'52.805	191,9	12:51'32.736
4	27.804	17.101	32.999	34.996	1'52.900	197,1	12:53'25.636
5	27.842	17.089	33.068	35.679	1'53.678	194,6	12:55'19.314
6	27.566	17.191	33.135	35.135	1'53.027	193,3	12:57'12.341
7	27.590	16.939	33.557	35.232	1'53.318	197,4	12:59'05.659
8	27.664	16.924	33.069	35.119	1'52.776	197,8	13:00'58.435
9	27.611	17.089	33.045	35.036	1'52.781	192,9	13:02'51.216
10	27.654	17.046	33.389	35.325	1'53.414	194,6	13:04'44.630
11	27.808	17.033	33.053	35.050	1'52.944	197,4	13:06'37.574
Race Time 20'52.683							

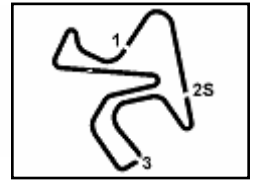
9° 50 C. THOMPSON [1'52.612]							
Lap	Seg1	Seg2	Seg3	Seg4	Lap Time	km/h	Local Time
1		17.342	34.600	35.017	2'00.690	183,6	12:47'45.581
2	28.801	17.225	32.865	34.978	1'53.869	196,0	12:49'39.450
3	27.522	16.941	33.322	35.141	1'52.926	196,7	12:51'32.376
4	27.773	17.106	32.786	35.029	1'52.694	198,1	12:53'25.070
5	27.499	17.146	33.543	35.100	1'53.288	197,8	12:55'18.358
6	27.901	17.128	33.518	34.970	1'53.517	196,4	12:57'11.875
7	27.597	16.933	33.108	35.271	1'52.909	198,1	12:59'04.784
8	27.426	17.079	33.096	35.011	1'52.612	191,9	13:00'57.396
9	27.642	17.243	32.858	35.165	1'52.908	190,9	13:02'50.304
10	27.591	17.389	33.216	34.977	1'53.173	185,8	13:04'43.477

19/10/2024

P = Pits In/Out - C = Lap Time Cancelled

These data/results cannot be reproduced, stored and/or transmitted in whole or in part by any manner of electronic, mechanical, photocopying, recording, broadcasting or otherwise now known or herein after developed without the previous express consent by the copyright owner, except for reproduction in daily press and regular printed publications on sale to the public within 60 days of the event related to those data/results and always provided that copyright symbol appears together as follows below.

© DORNA WSBK ORGANIZATION Srl 2024



Jerez 4.423 m

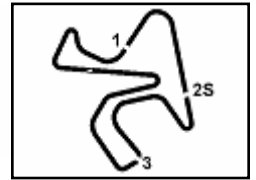
Prometeon Spanish Round, 18-20 October 2024
Chronological Analysis Race 1

Start at 12:45:44.891

2 / 4

Lap	Seg1	Seg2	Seg3	Seg4	Lap Time	km/h	Local Time
1		16.936	33.595	35.250	2'01.553	200,3	12:47'46.444
2	27.785	17.298	33.413	35.322	1'53.818	190,6	12:49'40.262
3	27.925	17.347	33.104	35.336	1'53.712C	187,7	12:51'33.974
4	27.559	17.160	32.897	35.083	1'52.699	189,3	12:53'26.673
5	27.722	17.392	33.355	35.227	1'53.696C	191,3	12:55'20.369
6	27.787	17.244	33.098	35.263	1'53.392	188,3	12:57'13.761
7	27.518	17.317	33.164	35.165	1'53.164	187,3	12:59'06.925
8	27.572	17.286	32.925	35.128	1'52.911	188,6	13:00'59.836
9	27.549	17.347	32.958	34.978	1'52.832	187,7	13:02'52.668
10	27.496	17.245	32.916	34.896	1'52.553	191,3	13:04'45.221
11	27.500	17.166	33.068	35.114	1'52.848	191,9	13:06'38.069
Race Time 20'52.817							
10° 91 M. VANNUCCI [1'52.553]							
Lap	Seg1	Seg2	Seg3	Seg4	Lap Time	km/h	Local Time
1		17.065	33.728	35.132	2'00.131	192,9	12:47'45.022
2	27.758	16.940	33.362	35.191	1'53.251	195,7	12:49'38.273
3	27.690	17.155	33.377	35.188	1'53.410	193,9	12:51'31.683
4	27.834	17.163	33.198	35.204	1'53.399	192,3	12:53'25.082
5	27.681	17.047	33.830	35.525	1'54.083	197,4	12:55'19.165
6	27.639	17.281	32.961	35.323	1'53.204	191,9	12:57'12.369
7	27.756	17.169	33.237	35.374	1'53.536	192,6	12:59'05.905
8	27.689	17.177	32.929	35.089	1'52.884	189,6	13:00'58.789
9	27.699	17.309	32.984	35.046	1'53.038	188,0	13:02'51.827
10	27.765	17.380	33.059	35.374	1'53.578	188,0	13:04'45.405
11	27.672	17.259	32.971	35.276	1'53.178	189,9	13:06'38.583
Race Time 20'53.178							
11° 99 H. MAIER [1'52.884]							
Lap	Seg1	Seg2	Seg3	Seg4	Lap Time	km/h	Local Time
1		17.065	33.728	35.132	2'00.131	192,9	12:47'45.022
2	27.758	16.940	33.362	35.191	1'53.251	195,7	12:49'38.273
3	27.690	17.155	33.377	35.188	1'53.410	193,9	12:51'31.683
4	27.834	17.163	33.198	35.204	1'53.399	192,3	12:53'25.082
5	27.681	17.047	33.830	35.525	1'54.083	197,4	12:55'19.165
6	27.639	17.281	32.961	35.323	1'53.204	191,9	12:57'12.369
7	27.756	17.169	33.237	35.374	1'53.536	192,6	12:59'05.905
8	27.689	17.177	32.929	35.089	1'52.884	189,6	13:00'58.789
9	27.699	17.309	32.984	35.046	1'53.038	188,0	13:02'51.827
10	27.765	17.380	33.059	35.374	1'53.578	188,0	13:04'45.405
11	27.672	17.259	32.971	35.276	1'53.178	189,9	13:06'38.583
Race Time 20'53.692							
12° 80 G. MANSO [1'52.576]							
Lap	Seg1	Seg2	Seg3	Seg4	Lap Time	km/h	Local Time
1		17.065	33.728	35.132	2'00.131	192,9	12:47'45.022
2	28.398	17.117	33.295	35.046	1'53.856	192,6	12:49'40.145
3	27.857	17.496	32.808	35.798	1'53.959	192,9	12:51'34.104
4	27.540	17.144	32.988	34.904	1'52.576	193,6	12:53'26.680
5	27.796	17.307	33.169	35.467	1'53.739	189,0	12:55'20.419
6	27.646	17.431	32.886	35.255	1'53.218	192,3	12:57'13.637
7	27.753	17.196	33.770	35.228	1'53.947	185,5	12:59'07.584
8	27.599	17.353	32.783	35.400	1'53.135	188,3	13:01'00.719
9	27.562	17.407	33.302	35.008	1'53.279	186,1	13:02'53.998
10	27.904	17.344	33.054	35.529	1'53.831	192,6	13:04'47.829
11	28.172	17.291	33.023	35.423	1'53.909	191,9	13:06'41.738
Race Time 20'56.847							
13° 47 F. SEABRIGHT [1'52.613]							
Lap	Seg1	Seg2	Seg3	Seg4	Lap Time	km/h	Local Time
1		17.248	33.097	35.343	2'01.786	194,3	12:47'46.677
2	27.979	17.175	33.362	35.370	1'53.886	196,4	12:49'40.563
3	27.593	17.459	33.192	35.636	1'53.880	191,3	12:51'34.443
4	27.806	17.255	32.781	35.256	1'53.098	191,6	12:53'27.541
5	27.659	17.531	33.298	35.654	1'54.142	188,0	12:55'21.683
6	27.632	17.392	33.067	35.443	1'53.534	189,3	12:57'15.217
7	27.756	17.424	32.978	35.247	1'53.405	188,3	12:59'08.622
8	27.586	17.154	32.665	35.208	1'52.613	191,3	13:01'01.235
9	27.839	17.324	32.961	35.341	1'53.465	190,9	13:02'54.700
10	27.556	17.331	32.996	35.393	1'53.276	191,9	13:04'47.976
11	27.808	17.555	33.249	35.219	1'53.831	184,8	13:06'41.807
Race Time 20'56.916							
14° 9 E. ERCOLANI [1'52.943]							
Lap	Seg1	Seg2	Seg3	Seg4	Lap Time	km/h	Local Time
1		17.312	33.161	35.403	2'02.180	194,6	12:47'47.071
2	27.897	16.997	33.346	35.361	1'53.601	198,5	12:49'40.672
Race Time 20'56.916							
15° 31 E. BARTOLINI [1'53.107]							
Lap	Seg1	Seg2	Seg3	Seg4	Lap Time	km/h	Local Time
1		17.252	32.955	35.219	2'01.396	194,3	12:47'46.287
2	27.815	17.422	33.253	35.327	1'53.817	189,0	12:49'40.104
3	27.849	17.501	33.043	35.599	1'53.992	191,3	12:51'34.096
4	27.877	17.310	32.853	35.326	1'53.366	191,6	12:53'27.462
5	27.635	17.556	33.069	35.172	1'53.432	189,3	12:55'20.894
6	27.763	17.258	32.983	35.103	1'53.107	195,0	12:57'14.001
7	27.757	17.212	33.105	35.326	1'53.400	195,3	12:59'07.401
8	27.746	17.447	32.937	35.470	1'53.600	191,6	13:01'01.001
9	27.818	17.223	33.070	35.217	1'53.328	193,9	13:02'54.329
10	27.812	17.292	33.076	35.952	1'54.132	193,3	13:04'48.461
11	27.943	17.424	33.027	35.134	1'53.528	191,3	13:06'41.989
Race Time 20'57.098							
16° 88 D. MOGEDA [1'53.036]							
Lap	Seg1	Seg2	Seg3	Seg4	Lap Time	km/h	Local Time
1		17.309	33.191	36.036	2'02.922	196,7	12:47'47.813
2	27.473	17.122	33.140	35.527	1'53.262	196,4	12:49'41.075
3	27.630	17.057	33.338	35.456	1'53.481	196,7	12:51'34.556
4	27.813	17.207	32.859	35.157	1'53.036	192,9	12:53'27.592
5	27.674	17.453	32.898	35.299	1'53.324	191,3	12:55'20.916
6	27.542	17.204	32.991	35.323	1'53.060	192,3	12:57'13.976
7	27.677	17.350	32.268	35.298	1'53.593	189,6	12:59'07.569
8	28.000	17.360	32.817	35.282	1'53.459	190,6	13:01'01.028
9	27.933	17.270	33.031	35.357	1'53.591	191,3	13:02'54.619
10	27.725	17.294	33.067	35.766	1'53.852	191,9	13:04'48.471
11	28.011	17.501	33.084	35.347	1'53.943	191,6	13:06'42.414
Race Time 20'57.523							
17° 26 M. GENNAI [1'52.178]							
Lap	Seg1	Seg2	Seg3	Seg4	Lap Time	km/h	Local Time
1		16.883	33.432	35.474	2'00.214	194,3	12:47'45.105
2	27.820	16.852	46.001	35.827	2'06.500C	199,6	12:49'51.605
3	27.731	17.267	32.955	35.016	1'52.969	189,9	12:51'44.574
4	27.522	17.253	33.180	35.051	1'53.006	189,0	12:53'37.580
5	27.524	17.299	33.175	35.133	1'53.131C	189,6	12:55'30.711
6	27.912	17.320	32.992	35.056	1'53.280	189,0	12:57'23.991
7	27.408	17.110	32.818	34.842	1'52.178	191,3	12:59'16.169
8	27.720	17.005	32.806	34.845	1'52.376	192,3	13:01'08.545
9	27.384	17.100	32.734	35.249	1'52.467	191,9	13:03'01.012
10	27.673	17.228	32.942	35.042	1'52.885	189,0	13:04'53.897
11	27.475	17.240	33.020	34.923	1'52.658	189,0	13:06'46.555
Race Time 20'57.523							
18° 1 J. BUIS [1'52.391]							
Lap	Seg1	Seg2	Seg3	Seg4	Lap Time	km/h	Local Time
1		16.916	33.335	35.102	2'00.225	201,0	12:47'45.116
2	28.311	17.010	33.102	34.833	1'53.256	195,7	12:49'38.372
3	28.059	16.850	33.382	35.003	1'53.294	202,9	12:51'31.666
4	27.482	17.198	32.944	34.969	1'52.593	192,6	12:53'24.259
5	27.735	17.463	33.447	35.087	1'53.732	184,2	12:55'17.991
6	27.573	17.202	33.086	35.273	1'53.134	189,9	12:57'11.125
7	27.745	17.326	34.083	35.084	1'54.238	192,6	12:59'05.363
8	27.506	17.038	33.152	34.896	1'52.592	194,3	13:00'57.955

19/10/2024



Prometeon Spanish Round, 18-20 October 2024
Chronological Analysis Race 1

Start at 12:45:44.891

3 / 4

9			34.452	35.291	2'04.742	173,8	13:03'02.697	1		17.309	33.401	35.304	2'03.090	196,4	12:47'47.981
10	27.611	17.221	32.733	34.826	1'52.391	192,3	13:04'55.088	2	27.958	17.193	33.151	35.400	1'53.702C	195,3	12:49'41.683
11	27.436	17.351	32.843	35.213	1'52.843	190,3	13:06'47.931	3	28.009	17.268	33.211	35.190	1'53.678	195,0	12:51'35.361

Race Time 21'03.040

19° 79 T. ALONSO [1'53.417]

Lap	Seg.1	Seg.2	Seg.3	Seg.4	Lap Time	km/h	Local Time
1		17.341	33.038	35.325	2'01.918	194,6	12:47'46.809
2	28.097	17.323	33.412	35.655	1'54.487	196,7	12:49'41.296
3	27.680	17.185	33.113	35.439	1'53.417	195,0	12:51'34.713
4	28.267	17.482	33.137	35.276	1'54.162	193,6	12:53'28.875
5	27.777	17.468	33.015	35.397	1'53.657	190,9	12:55'22.532
6	27.810	17.447	33.113	35.528	1'53.898	189,3	12:57'16.430
7	27.908	17.520	33.255	35.702	1'54.385	188,3	12:59'10.815
8	28.120	17.590	33.558	35.794	1'55.062	185,8	13:01'05.877
9	27.871	17.590	33.359	35.742	1'54.562	184,8	13:03'00.439
10	27.925	17.688	33.157	35.466	1'54.236	184,5	13:04'54.675
11	27.790	17.459	33.182	35.559	1'53.990	194,3	13:06'48.665

Race Time 21'03.774

20° 17 R. BIJMAN [1'53.385]

Lap	Seg.1	Seg.2	Seg.3	Seg.4	Lap Time	km/h	Local Time
1		17.245	33.367	35.635	2'02.981	196,0	12:47'47.872
2	27.786	17.215	33.115	35.352	1'53.468C	192,6	12:49'41.340
3	27.828	17.095	33.192	35.270	1'53.385	196,4	12:51'34.725
4	28.275	17.347	33.135	35.453	1'54.210	189,6	12:53'28.935
5	27.851	17.404	33.133	35.476	1'53.864	193,3	12:55'22.799
6	27.845	17.476	33.345	35.615	1'54.281	188,0	12:57'17.080
7	27.918	17.429	33.336	35.434	1'54.117	188,3	12:59'11.197
8	28.064	17.501	33.477	35.863	1'54.905	190,6	13:01'06.102
9	28.045	17.455	33.693	35.805	1'54.998	187,3	13:03'01.100
10	27.896	17.567	33.111	35.340	1'53.914	187,0	13:04'55.014
11	27.737	17.229	33.295	35.446	1'53.707	194,6	13:06'48.721

Race Time 21'03.830

21° 11 F. NOVOTNY [1'53.287]

Lap	Seg.1	Seg.2	Seg.3	Seg.4	Lap Time	km/h	Local Time
1		17.421	33.407	35.718	2'02.985	194,3	12:47'47.876
2	27.929	17.108	33.158	35.737	1'53.932C	192,9	12:49'41.808
3	27.780	17.241	33.058	35.208	1'53.287	191,6	12:51'35.095
4	27.980	17.498	33.314	35.353	1'54.145	190,6	12:53'29.240
5	27.759	17.476	33.137	35.484	1'53.856	188,3	12:55'23.096
6	27.672	17.367	33.177	36.094	1'54.310	189,6	12:57'17.406
7	27.838	17.307	33.316	35.780	1'54.241	192,9	12:59'11.647
8	27.748	17.391	33.566	35.952	1'54.657	188,0	13:01'06.304
9	27.954	17.490	33.372	36.067	1'54.883C	191,9	13:03'01.187
10	28.055	17.367	33.229	35.222	1'53.873	190,9	13:04'55.060
11	27.846	17.136	33.314	36.130	1'54.426	198,1	13:06'49.486

Race Time 21'04.595

22° 85 K. SABATUCCI [1'53.289]

Lap	Seg.1	Seg.2	Seg.3	Seg.4	Lap Time	km/h	Local Time
1		17.291	33.410	35.554	2'03.518C	196,7	12:47'48.409
2	28.053	17.336	33.329	35.689	1'54.407C	195,3	12:49'42.816
3	27.924	17.619	33.138	35.581	1'54.262	189,6	12:51'37.078
4	27.896	17.736	33.298	35.677	1'54.607	187,3	12:53'31.685
5	27.844	17.909	33.448	36.165	1'55.366C	186,7	12:55'27.051
6	27.983	17.592	33.225	35.291	1'54.091	189,3	12:57'21.142
7	27.951	17.687	33.637	35.453	1'54.728	189,6	12:59'15.870
8	28.098	17.328	32.972	35.258	1'53.656	190,9	13:01'09.526
9	27.886	17.512	33.057	35.278	1'53.733	189,6	13:03'03.259
10	27.682	17.384	32.960	35.263	1'53.289	192,6	13:04'56.548
11	27.798	17.322	33.336	35.274	1'53.730	193,3	13:06'50.278

Race Time 21'05.378

23° 62 K. FONTAINHA [1'53.678]

Lap	Seg.1	Seg.2	Seg.3	Seg.4	Lap Time	km/h	Local Time
-----	-------	-------	-------	-------	----------	------	------------

4	27.790	17.350	33.257	35.295	1'53.692	194,3	12:53'29.053
5	27.819	17.563	33.294	35.514	1'54.190	190,3	12:55'23.243
6	27.817	17.308	33.216	35.491	1'53.832	193,6	12:57'17.075
7	28.043	17.383	33.126	35.608	1'54.160C	193,9	12:59'11.235
8	27.917	17.510	33.305	35.942	1'54.674	191,3	13:01'05.909
9	28.147	17.550	33.362	35.846	1'54.905	192,3	13:03'00.814
10	28.078	17.795	33.405	35.529	1'54.807	190,6	13:04'55.621
11	27.929	17.666	33.657	35.491	1'54.743	187,3	13:06'50.364

Race Time 21'05.473

24° 39 J. RISUENO [1'53.409]

Lap	Seg.1	Seg.2	Seg.3	Seg.4	Lap Time	km/h	Local Time
1		17.235	33.376	35.731	2'03.223	197,8	12:47'48.114
2	28.031	17.069	34.505	35.575	1'55.180C	192,6	12:49'43.294
3	27.975	17.387	33.082	35.613	1'54.057	193,3	12:51'37.351
4	27.920	17.603	33.381	35.753	1'54.657	192,9	12:53'32.008
5	27.939	17.663	33.391	35.726	1'54.719C	190,9	12:55'26.727
6	27.869	17.628	33.138	35.558	1'54.193	186,4	12:57'20.920
7	28.039	17.631	33.426	35.640	1'54.736	186,7	12:59'15.656
8	27.958	17.333	33.147	35.329	1'53.767	185,8	13:01'09.423
9	27.818	17.328	33.121	35.313	1'53.580	186,1	13:03'03.003
10	27.742	17.362	32.970	35.335	1'53.409	188,6	13:04'56.412
11	27.714	17.274	33.315	35.733	1'54.036	193,3	13:06'50.448

Race Time 21'05.557

25° 71 I. BOLANO HERNANDEZ [1'53.548]

Lap	Seg.1	Seg.2	Seg.3	Seg.4	Lap Time	km/h	Local Time
1		17.363	33.099	35.907	2'03.013	196,4	12:47'47.904
2	28.474	17.386	33.203	35.728	1'54.791C	191,6	12:49'42.695
3	28.170	17.505	33.238	35.605	1'54.518	190,6	12:51'37.213
4	27.956	17.620	33.316	35.706	1'54.598	191,9	12:53'31.811
5	27.844	17.788	33.284	35.771	1'54.687C	189,0	12:55'26.498
6	28.012	17.706	33.385	35.365	1'54.468	185,1	12:57'20.966
7	27.914	17.691	33.659	35.701	1'54.965	182,1	12:59'15.931
8	28.222	17.293	33.025	35.475	1'54.015	191,9	13:01'09.946
9	27.846	17.513	32.938	35.397	1'53.694	188,3	13:03'03.640
10	27.752	17.524	32.917	35.355	1'53.548	189,0	13:04'57.188
11	27.768	17.492	33.083	35.965	1'54.308	189,0	13:06'51.496

Race Time 21'06.605

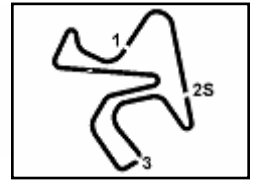
26° 32 G. SANCHEZ [1'53.068]

Lap	Seg.1	Seg.2	Seg.3	Seg.4	Lap Time	km/h	Local Time
1		17.011	48.465	35.675	2'16.665C	201,4	12:48'01.556
2	27.659	17.710	33.071	35.361	1'53.801C	183,6	12:49'55.357
3	27.748	17.474	32.764	35.363	1'53.349	185,5	12:51'48.706
4	27.607	17.565	32.938	35.715	1'53.825	192,3	12:53'42.531
5	27.723	17.571	33.019	35.562	1'53.875C	186,1	12:55'36.406
6	27.804	17.559	33.024	35.571	1'53.958	185,8	12:57'30.364
7	27.611	17.494	32.892	35.411	1'53.408	184,2	12:59'23.772
8	27.692	17.410	33.063	35.014	1'53.179	187,0	13:01'16.951
9	27.588	17.606	33.187	35.123	1'53.504	178,3	13:03'10.455
10	27.603	17.248	32.991	35.307	1'53.149	191,9	13:05'03.604
11	27.588	17.386	33.068	35.026	1'53.068	191,9	13:06'56.672

Race Time 21'11.781

27° 77 J. OSUNA SAEZ [1'52.768]

Lap	Seg.1	Seg.2	Seg.3	Seg
-----	-------	-------	-------	-----



Prometeon Spanish Round, 18-20 October 2024
Chronological Analysis Race 1

Start at 12:45'44.891

7	27.666	17.364	32.788	35.088	1'52.906	184,2	12:59'24.195
8	27.643	17.193	32.700	35.232	1'52.768	189,0	13:01'16.963
9	27.681	17.447	33.003	35.305	1'53.436	183,3	13:03'10.399
10	27.554	17.356	32.815	35.381	1'53.106	187,3	13:05'03.505
11	27.616	17.409	32.908	35.291	1'53.224	186,1	13:06'56.729

Race Time 21'11.838

28° 29 G. ZANNINI [1'54.383]							
Lap	Seg.1	Seg.2	Seg.3	Seg.4	Lap Time	km/h	Local Time
1		17.218	33.881	35.873	2'03.963	196,7	12:47'48.854
2	27.825	17.324	33.362	35.839	1'54.350C	192,9	12:49'43.204
3	27.949	17.408	33.320	35.706	1'54.383	190,9	12:51'37.587
4	27.933	17.415	33.452	35.836	1'54.636	192,3	12:53'32.223
5	27.999	17.400	33.577	36.081	1'55.057C	191,9	12:55'27.280
6	27.962	17.390	33.333	35.851	1'54.536	189,6	12:57'21.816
7	28.102	17.704	33.560	35.769	1'55.135	183,6	12:59'16.951
8	28.016	17.462	33.494	36.470	1'55.442	184,5	13:01'12.393
9	28.236	17.826	33.651	36.160	1'55.873	182,4	13:03'08.266
10	28.265	17.766	33.990	36.289	1'56.310	182,4	13:05'04.576
11	28.200	17.764	33.954	36.340	1'56.258	183,3	13:07'00.834

Race Time 21'15.943

29° 55 U. CALATAYUD [1'53.255]							
Lap	Seg.1	Seg.2	Seg.3	Seg.4	Lap Time	km/h	Local Time
1		17.054	33.521	35.174	2'00.421	196,4	12:47'45.312
2	28.031	17.333	32.978	35.072	1'53.414	191,9	12:49'38.726
3	27.759	17.076	33.545	35.255	1'53.635	196,7	12:51'32.361
4	27.860	17.153	33.166	35.076	1'53.255	191,9	12:53'25.616
5	27.705	17.293	33.198	54.064	2'12.260	191,9	12:55'37.876
6	28.567	17.665	33.138	35.639	1'55.009	184,8	12:57'32.885
7	27.928	17.533	33.253	35.447	1'54.161	184,5	12:59'27.046
8	27.761	17.659	33.106	35.534	1'54.060	182,4	13:01'21.106
9	27.921	17.649	33.608	35.719	1'54.897	183,6	13:03'16.003
10	28.060	17.820	33.587	35.775	1'55.242	182,4	13:05'11.245
11	28.129	17.816	33.583	35.947	1'55.475	183,6	13:07'06.720

Race Time 21'21.829

30° 41 R. TRAGNI [1'55.607]							
Lap	Seg.1	Seg.2	Seg.3	Seg.4	Lap Time	km/h	Local Time
1		17.503	33.469	40.022	2'08.419	191,6	12:47'53.310
2	28.733	17.997	34.371	36.898	1'57.999C	182,1	12:49'51.309
3	28.586	17.678	33.684	36.438	1'56.386	185,8	12:51'47.695
4	28.558	17.641	33.789	36.355	1'56.343	185,1	12:53'44.038
5	28.372	17.517	33.599	35.907	1'55.395C	188,0	12:55'39.433
6	28.294	17.746	33.664	35.903	1'55.607	184,5	12:57'35.040
7	28.398	17.966	34.523	36.338	1'57.225	180,6	12:59'32.265
8	28.674	17.988	34.573	36.780	1'58.015	179,7	13:01'30.280
9	28.681	17.777	33.852	36.188	1'56.498	182,7	13:03'26.778
10	28.359	17.877	34.328	36.309	1'56.873	181,8	13:05'23.651
11	28.317	17.899	34.257	36.168	1'56.641	182,1	13:07'20.292

Race Time 21'35.401

31° 13 R. FERNANDEZ [1'55.607]							
Lap	Seg.1	Seg.2	Seg.3	Seg.4	Lap Time	km/h	Local Time
1		17.659	33.490	36.051	2'04.870	190,6	12:47'49.761
2	28.391	17.992	34.242	36.258	1'56.883C	184,5	12:49'46.644
3	28.373	17.794	33.709	36.453	1'56.329	183,6	12:51'42.973
4	32.426	17.948	33.769	35.917	2'00.060	181,2	12:53'43.033
5	28.591	17.932	34.167	36.211	1'56.901C	182,4	12:55'39.934
6	28.371	17.709	33.548	35.979	1'55.607	185,5	12:57'35.541
7	28.626	17.953	33.965	36.421	1'56.965	182,4	12:59'32.506
8	28.749	17.750	34.013	36.415	1'56.927	187,0	13:01'29.433
9	28.544	18.080	34.109	36.331	1'57.064	178,5	13:03'26.497
10	28.474	18.017	34.185	36.387	1'57.063	181,5	13:05'23.560
11	28.611	17.827	33.999	36.431	1'56.868	187,0	13:07'20.428

Race Time 21'35.537

19/10/2024 P = Pits In/Out - C = Lap Time Cancelled

These data/results cannot be reproduced, stored and/or transmitted in whole or in part by any manner of electronic, mechanical, photocopying, recording, broadcasting or otherwise now known or herein after developed without the previous express consent by the copyright owner, except for reproduction in daily press and regular printed publications on sale to the public within 60 days of the event related to those data/results and always provided that copyright symbol appears together as follows below.

© DORNA WSBK ORGANIZATION Srl 2024