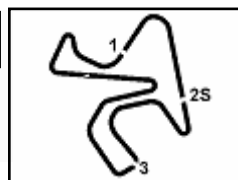


Jerez 4.423 m

**Prometeon Spanish Round, 18-20 October 2024**  
**Biographical Entry List**

No.	Rider (Abbreviation)	Age	Date of Birth	Place of Birth	Nat	Bike Team	Wins 2024	Podiums 2024	Pole 2024	Races 2024	Tyres
1	<b>4 BONDI Emily</b> (Bon)	23	14/04/2001	Neuilly-sur-Seine	<b>FRA</b>	<b>Yamaha YZF-R7</b> YART Zelos Black Knights Team				<b>10</b>	<b>Pirelli</b>
2*	<b>6 HERRERA Maria</b> (Her)	28	26/08/1996	Toledo	<b>ESP</b>	<b>Yamaha YZF-R7</b> Kliint Forward Factory Team	<b>5</b>	<b>8</b>	<b>3</b>	<b>10</b>	<b>Pirelli</b>
3	<b>8 RELPH Tayla</b> (Rel)	27	07/01/1997	South Brisbane	<b>AUS</b>	<b>Yamaha YZF-R7</b> TAYCO Motorsport		<b>1</b>		<b>9</b>	<b>Pirelli</b>
4	<b>10 YOCHAY Ran</b> (Yoc)	21	21/11/2002	Tel Aviv	<b>ISR</b>	<b>Yamaha YZF-R7</b> 511 Terra&Vita Racing Team				<b>10</b>	<b>Pirelli</b>
5	<b>14 DOBBS Mallory</b> (Dob)	30	26/01/1994	Washington	<b>USA</b>	<b>Yamaha YZF-R7</b> Sekhmet Motorcycle Racing Team				<b>10</b>	<b>Pirelli</b>
6	<b>15 VARON Sara</b> (Var)	21	15/03/2003	Ibague	<b>COL</b>	<b>Yamaha YZF-R7</b> ITALIKA Racing FIMLA				<b>5</b>	<b>Pirelli</b>
7	<b>16 MICHEL Lucy</b> (Mic)	19	09/11/2004	Erlabrunn	<b>GER</b>	<b>Yamaha YZF-R7</b> TSL-Racing				<b>10</b>	<b>Pirelli</b>
8	<b>19 OUREDNIKOVA Adela</b> (Our)	18	28/12/2005	Prague	<b>CZE</b>	<b>Yamaha YZF-R7</b> DaFitMotoracing by Smrz				<b>10</b>	<b>Pirelli</b>
9	<b>22 CARRASCO Ana</b> (Car)	27	10/03/1997	Cehegin	<b>ESP</b>	<b>Yamaha YZF-R7</b> Evan Bros Racing Yamaha Team	<b>4</b>	<b>10</b>	<b>2</b>	<b>10</b>	<b>Pirelli</b>
10	<b>28 ONGARO Ornella</b> (Ong)	34	16/10/1990	Cannes	<b>FRA</b>	<b>Yamaha YZF-R7</b> Ongaro Racing Team				<b>9</b>	<b>Pirelli</b>
11**	<b>32 LLOYD Sonya</b> (Llo)	22	10/04/2002	Ohaio	<b>USA</b>	<b>Yamaha YZF-R7</b> Lloyd Motorsports					<b>Pirelli</b>
12	<b>35 KEMMER Lena</b> (Kem)	20	01/06/2004	Feldbach	<b>AUT</b>	<b>Yamaha YZF-R7</b> Berti K. Racing Team				<b>9</b>	<b>Pirelli</b>
13	<b>36 NEILA Beatriz</b> (Nei)	22	15/04/2002	Madrid	<b>ESP</b>	<b>Yamaha YZF-R7</b> Ampito / Pata Prometeon Yamaha		<b>2</b>		<b>10</b>	<b>Pirelli</b>
14	<b>44 HIRANO Luna</b> (Hir)	25	17/10/1999	Tokyo	<b>JPN</b>	<b>Yamaha YZF-R7</b> Team Luna				<b>10</b>	<b>Pirelli</b>
15	<b>46 RUIZ Pakita</b> (Rui)	27	11/08/1997	Palma de Mallorca	<b>ESP</b>	<b>Yamaha YZF-R7</b> PS Racing Team 46+1				<b>10</b>	<b>Pirelli</b>
16**	<b>51 JONES Chloe</b> (Jon)	20	15/12/2003	Northampton	<b>GBR</b>	<b>Yamaha YZF-R7</b> GR Motorsport					<b>Pirelli</b>
17	<b>52 HOWDEN Jessica</b> (How)	21	28/03/2003	Cape Town	<b>RSA</b>	<b>Yamaha YZF-R7</b> Team Trasimeno				<b>7</b>	<b>Pirelli</b>
18	<b>64 SANCHEZ Sara</b> (San)	26	19/11/1997	Barcelona	<b>ESP</b>	<b>Yamaha YZF-R7</b> 511 Terra&Vita Racing Team	<b>1</b>	<b>8</b>		<b>10</b>	<b>Pirelli</b>
19	<b>76 HANKS-ELLIOTT Jamie</b> (Han)	21	10/05/2003	Birmingham	<b>GBR</b>	<b>Yamaha YZF-R7</b> Sekhmet Motorcycle Racing Team				<b>4</b>	<b>Pirelli</b>
20	<b>77 SIBAJA Andrea</b> (Sib)	32	05/09/1992	Cordoba	<b>ESP</b>	<b>Yamaha YZF-R7</b> Deza - Box 77 Racing Team				<b>10</b>	<b>Pirelli</b>
21	<b>83 MADRIGAL Astrid</b> (Mad)	24	02/03/2000	Chihuahua	<b>MEX</b>	<b>Yamaha YZF-R7</b> ITALIKA Racing FIMLA				<b>10</b>	<b>Pirelli</b>
22	<b>96 PONZIANI Roberta</b> (Pon)	28	04/08/1996	Teramo	<b>ITA</b>	<b>Yamaha YZF-R7</b> Yamaha Motoxrcing WCR Team		<b>1</b>		<b>10</b>	<b>Pirelli</b>
23	<b>99 CARRENO Isis</b> (Cal)	24	30/12/1999	Santiago de Chile	<b>CHI</b>	<b>Yamaha YZF-R7</b> AD78 FIM Latinoamerica by Team GP3				<b>4</b>	<b>Pirelli</b>



Jerez 4.423 m

**Prometeon Spanish Round, 18-20 October 2024**  
**Results Free Practice**

1 / 2

No.	Rider	Nat	Team	Bike	Time	Gap	Rel.	Laps	Speed	
									Avg	Max
1	<b>22</b> A. <b>CARRASCO</b>	ESP	Evan Bros Racing Yamaha Team	Yamaha YZF-R7	<b>1'53.864</b>			12	139,841	<b>202,9</b>
2	<b>6</b> M. <b>HERRERA</b>	ESP	Klint Forward Factory Team	Yamaha YZF-R7	<b>1'53.926</b>	0.062	0.062	12	139,764	<b>200,3</b>
3	<b>64</b> S. <b>SANCHEZ</b>	ESP	511 Terra&Vita Racing Team	Yamaha YZF-R7	<b>1'54.462</b>	0.598	0.536	12	139,110	<b>198,5</b>
4	<b>36</b> B. <b>NEILA</b>	ESP	Ampito / Pata Prometeon Yamaha	Yamaha YZF-R7	<b>1'54.616</b>	0.752	0.154	12	138,923	<b>201,0</b>
5	<b>46</b> P. <b>RUIZ</b>	ESP	PS Racing Team 46+1	Yamaha YZF-R7	<b>1'54.996</b>	1.132	0.380	13	138,464	<b>198,8</b>
6	<b>96</b> R. <b>PONZIANI</b>	ITA	Yamaha Motocrracing WCR Team	Yamaha YZF-R7	<b>1'55.175</b>	1.311	0.179	13	138,249	<b>202,9</b>
7	<b>8</b> T. <b>RELPH</b>	AUS	TAYCO Motorsport	Yamaha YZF-R7	<b>1'55.836</b>	1.972	0.661	12	137,460	<b>201,8</b>
8	<b>14</b> M. <b>DOBBS</b>	USA	Sekhmet Motorcycle Racing Team	Yamaha YZF-R7	<b>1'56.277</b>	2.413	0.441	12	136,939	<b>197,4</b>
9	<b>52</b> J. <b>HOWDEN</b>	RSA	Team Trasimeno	Yamaha YZF-R7	<b>1'56.883</b>	3.019	0.606	11	136,229	<b>201,0</b>
10	<b>83</b> A. <b>MADRIGAL</b>	MEX	ITALIKA Racing FIMLA	Yamaha YZF-R7	<b>1'57.519</b>	3.655	0.636	12	135,491	<b>200,3</b>
11	<b>51</b> C. <b>JONES</b>	GBR	GR Motorsport	Yamaha YZF-R7	<b>1'57.807</b>	3.943	0.288	12	135,160	<b>197,1</b>
12	<b>77</b> A. <b>SIBAJA</b>	ESP	Deza - Box 77 Racing Team	Yamaha YZF-R7	<b>1'57.909</b>	4.045	0.102	11	135,043	<b>202,5</b>
13	<b>35</b> L. <b>KEMMER</b>	AUT	Berti K. Racing Team	Yamaha YZF-R7	<b>1'58.564</b>	4.700	0.655	12	134,297	<b>199,6</b>
14	<b>76</b> J. <b>HANKS-ELLIOTT</b>	GBR	Sekhmet Motorcycle Racing Team	Yamaha YZF-R7	<b>1'58.574</b>	4.710	0.010	12	134,286	<b>197,1</b>
15	<b>10</b> R. <b>YOCHAY</b>	ISR	511 Terra&Vita Racing Team	Yamaha YZF-R7	<b>1'58.624</b>	4.760	0.050	12	134,229	<b>197,4</b>
16	<b>99</b> I. <b>CARRENO</b>	CHI	AD78 FIM Latinoamerica by Team GP3	Yamaha YZF-R7	<b>1'58.852</b>	4.988	0.228	11	133,972	<b>194,3</b>
17	<b>15</b> S. <b>VARON</b>	COL	ITALIKA Racing FIMLA	Yamaha YZF-R7	<b>1'59.214</b>	5.350	0.362	12	133,565	<b>194,6</b>
18	<b>4</b> E. <b>BONDI</b>	FRA	YART Zelos Black Knights Team	Yamaha YZF-R7	<b>1'59.384</b>	5.520	0.170	12	133,375	<b>198,5</b>
19	<b>19</b> A. <b>OUREDNICKOVA</b>	CZE	DaFitMotoracing by Smrz	Yamaha YZF-R7	<b>1'59.683</b>	5.819	0.299	12	133,041	<b>198,5</b>
20	<b>32</b> S. <b>LLOYD</b>	USA	Lloyd Motorsports	Yamaha YZF-R7	<b>2'00.230</b>	6.366	0.547	12	132,436	<b>199,2</b>
21	<b>28</b> O. <b>ONGARO</b>	FRA	Ongaro Racing Team	Yamaha YZF-R7	<b>2'00.354</b>	6.490	0.124	11	132,300	<b>196,0</b>
22	<b>16</b> L. <b>MICHEL</b>	GER	TSL-Racing	Yamaha YZF-R7	<b>2'00.512</b>	6.648	0.158	12	132,126	<b>198,1</b>
23	<b>44</b> L. <b>HIRANO</b>	JPN	Team Luna	Yamaha YZF-R7	<b>2'03.068</b>	9.204	2.556	12	129,382	<b>194,6</b>

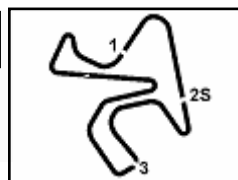
**Qualifying Lap Time (120% of 1'53.864): 2'16.637**

AIR	Humidity:	91%	Temp:	13°C
TRACK	Condition:	Dry	Temp:	13°C

18/10/2024 Start 09:15 End 09:42 The results are provisional until the end of the time limit for protests and appeals and the completion of the technical checks.

These data/results cannot be reproduced, stored and/or transmitted in whole or in part by any manner of electronic, mechanical, photocopying, recording, broadcasting or otherwise now known or herein after developed without the previous express consent by the copyright owner, except for reproduction in daily press and regular printed publications on sale to the public within 60 days of the event related to those data/results and always provided that copyright symbol appears together as follows below.

© DORNA WSBK ORGANIZATION Srl 2024



**Prometeon Spanish Round, 18-20 October 2024**  
**Results Free Practice**

**Session Highlights**

Local Time	No. Rider	Description
08.55.51		Patches of Water in Turn(s): 2 - 5 - 6 - 8 - 10
09.15.00		Start of Session
09.42.48		End of Session

**Fastest Laps Sequence**

No.	Rider	Nat	Team	Bike	Local Time	Time	Gap	Avg
96	R. PONZIANI	ITA	Yamaha Motoxracing WCR Team	Yamaha YZF-R7	09:19'28.264	<b>2'04.208</b>		128,195
77	A. SIBAJA	ESP	Deza - Box 77 Racing Team	Yamaha YZF-R7	09:19'28.979	<b>2'03.984</b>	-0.224	128,426
8	T. RELPH	AUS	TAYCO Motorsport	Yamaha YZF-R7	09:20'44.362	<b>2'01.204</b>	-2.780	131,372
6	M. HERRERA	ESP	Klint Forward Factory Team	Yamaha YZF-R7	09:20'44.386	<b>2'00.445</b>	-0.759	132,200
36	B. NEILA	ESP	Ampito / Pata Prometeon Yamaha	Yamaha YZF-R7	09:20'46.548	<b>1'59.690</b>	-0.755	133,034
22	A. CARRASCO	ESP	Evan Bros Racing Yamaha Team	Yamaha YZF-R7	09:21'30.509	<b>1'58.244</b>	-1.446	134,661
6	M. HERRERA	ESP	Klint Forward Factory Team	Yamaha YZF-R7	09:22'41.338	<b>1'56.952</b>	-1.292	136,148
22	A. CARRASCO	ESP	Evan Bros Racing Yamaha Team	Yamaha YZF-R7	09:25'23.852	<b>1'56.239</b>	-0.713	136,983
22	A. CARRASCO	ESP	Evan Bros Racing Yamaha Team	Yamaha YZF-R7	09:27'18.923	<b>1'55.071</b>	-1.168	138,374
6	M. HERRERA	ESP	Klint Forward Factory Team	Yamaha YZF-R7	09:32'26.800	<b>1'54.858</b>	-0.213	138,630
22	A. CARRASCO	ESP	Evan Bros Racing Yamaha Team	Yamaha YZF-R7	09:33'16.442	<b>1'54.689</b>	-0.169	138,835
22	A. CARRASCO	ESP	Evan Bros Racing Yamaha Team	Yamaha YZF-R7	09:35'10.306	<b>1'53.864</b>	-0.825	139,841

Start 18/10/2024 09:15 End 09:42 The results are provisional until the end of the time limit for protests and appeals and the completion of the technical checks.

These data/results cannot be reproduced, stored and/or transmitted in whole or in part by any manner of electronic, mechanical, photocopying, recording, broadcasting or otherwise now known or herein after developed without the previous express consent by the copyright owner, except for reproduction in daily press and regular printed publications on sale to the public within 60 days of the event related to those data/results and always provided that copyright symbol appears together as follows below.

© DORNA WSBK ORGANIZATION Srl 2024



Jerez 4.423 m

**Prometeon Spanish Round, 18-20 October 2024  
Best Sectors & Speed Free Practice**

**BEST LAP**

1	<b>22</b> A. CARRASCO	Yamaha YZF-R7	1'53.864
2	<b>6</b> M. HERRERA	Yamaha YZF-R7	1'53.926
3	<b>64</b> S. SANCHEZ	Yamaha YZF-R7	1'54.462
4	<b>36</b> B. NEILA	Yamaha YZF-R7	1'54.616
5	<b>46</b> P. RUIZ	Yamaha YZF-R7	1'54.996
6	<b>96</b> R. PONZIANI	Yamaha YZF-R7	1'55.175
7	<b>8</b> T. RELPH	Yamaha YZF-R7	1'55.836
8	<b>14</b> M. DOBBS	Yamaha YZF-R7	1'56.277
9	<b>52</b> J. HOWDEN	Yamaha YZF-R7	1'56.883
10	<b>83</b> A. MADRIGAL	Yamaha YZF-R7	1'57.519
11	<b>51</b> C. JONES	Yamaha YZF-R7	1'57.807
12	<b>77</b> A. SIBAJA	Yamaha YZF-R7	1'57.909
13	<b>35</b> L. KEMMER	Yamaha YZF-R7	1'58.564
14	<b>76</b> J. HANKS-ELLIOTT	Yamaha YZF-R7	1'58.574
15	<b>10</b> R. YOCHAY	Yamaha YZF-R7	1'58.624
16	<b>99</b> I. CARRENO	Yamaha YZF-R7	1'58.852
17	<b>15</b> S. VARON	Yamaha YZF-R7	1'59.214
18	<b>4</b> E. BONDI	Yamaha YZF-R7	1'59.384
19	<b>19</b> A. OUREDNIKOVA	Yamaha YZF-R7	1'59.683
20	<b>32</b> S. LLOYD	Yamaha YZF-R7	2'00.230
21	<b>28</b> D. ONGARO	Yamaha YZF-R7	2'00.354
22	<b>16</b> L. MICHEL	Yamaha YZF-R7	2'00.512
23	<b>44</b> L. HIRANO	Yamaha YZF-R7	2'03.068

**SPEED**

1	<b>96</b> R. PONZIANI	Yamaha YZF-R7	202,9
2	<b>22</b> A. CARRASCO	Yamaha YZF-R7	202,9
3	<b>77</b> A. SIBAJA	Yamaha YZF-R7	202,5
4	<b>8</b> T. RELPH	Yamaha YZF-R7	201,8
5	<b>52</b> J. HOWDEN	Yamaha YZF-R7	201,0
6	<b>36</b> B. NEILA	Yamaha YZF-R7	201,0
7	<b>6</b> M. HERRERA	Yamaha YZF-R7	200,3
8	<b>83</b> A. MADRIGAL	Yamaha YZF-R7	200,3
9	<b>35</b> L. KEMMER	Yamaha YZF-R7	199,6
10	<b>32</b> S. LLOYD	Yamaha YZF-R7	199,2
11	<b>46</b> P. RUIZ	Yamaha YZF-R7	198,8
12	<b>4</b> E. BONDI	Yamaha YZF-R7	198,5
13	<b>19</b> A. OUREDNIKOVA	Yamaha YZF-R7	198,5
14	<b>64</b> S. SANCHEZ	Yamaha YZF-R7	198,5
15	<b>16</b> L. MICHEL	Yamaha YZF-R7	198,1
16	<b>14</b> M. DOBBS	Yamaha YZF-R7	197,4
17	<b>10</b> R. YOCHAY	Yamaha YZF-R7	197,4
18	<b>76</b> J. HANKS-ELLIOTT	Yamaha YZF-R7	197,1
19	<b>51</b> C. JONES	Yamaha YZF-R7	197,1
20	<b>28</b> D. ONGARO	Yamaha YZF-R7	196,0
21	<b>15</b> S. VARON	Yamaha YZF-R7	194,6
22	<b>44</b> L. HIRANO	Yamaha YZF-R7	194,6
23	<b>99</b> I. CARRENO	Yamaha YZF-R7	194,3

**SEG. 1**

1	<b>64</b> S. SANCHEZ	27.803
2	<b>22</b> A. CARRASCO	27.826
3	<b>36</b> B. NEILA	27.981
4	<b>6</b> M. HERRERA	27.991
5	<b>96</b> R. PONZIANI	28.176
6	<b>46</b> P. RUIZ	28.192
7	<b>8</b> T. RELPH	28.354
8	<b>14</b> M. DOBBS	28.563
9	<b>83</b> A. MADRIGAL	28.676
10	<b>51</b> C. JONES	28.817
11	<b>52</b> J. HOWDEN	28.867
12	<b>10</b> R. YOCHAY	28.979
13	<b>35</b> L. KEMMER	29.090
14	<b>4</b> E. BONDI	29.135
15	<b>77</b> A. SIBAJA	29.228
16	<b>19</b> A. OUREDNIKOVA	29.232
17	<b>76</b> J. HANKS-ELLIOTT	29.253
18	<b>28</b> D. ONGARO	29.318
19	<b>15</b> S. VARON	29.323
20	<b>99</b> I. CARRENO	29.346
21	<b>32</b> S. LLOYD	29.665
22	<b>16</b> L. MICHEL	29.741
23	<b>44</b> L. HIRANO	30.144

**SEG. 2**

1	<b>22</b> A. CARRASCO	17.164
2	<b>96</b> R. PONZIANI	17.214
3	<b>6</b> M. HERRERA	17.297
4	<b>8</b> T. RELPH	17.307
5	<b>36</b> B. NEILA	17.346
6	<b>46</b> P. RUIZ	17.387
7	<b>64</b> S. SANCHEZ	17.433
8	<b>52</b> J. HOWDEN	17.469
9	<b>14</b> M. DOBBS	17.478
10	<b>83</b> A. MADRIGAL	17.601
11	<b>10</b> R. YOCHAY	17.643
12	<b>77</b> A. SIBAJA	17.651
13	<b>4</b> E. BONDI	17.745
14	<b>19</b> A. OUREDNIKOVA	17.759
15	<b>76</b> J. HANKS-ELLIOTT	17.772
16	<b>51</b> C. JONES	17.786
17	<b>35</b> L. KEMMER	17.831
18	<b>99</b> I. CARRENO	17.917
19	<b>32</b> S. LLOYD	17.986
20	<b>15</b> S. VARON	18.032
21	<b>16</b> L. MICHEL	18.127
22	<b>28</b> D. ONGARO	18.184
23	<b>44</b> L. HIRANO	18.430

**SEG. 3**

1	<b>22</b> A. CARRASCO	33.256
2	<b>6</b> M. HERRERA	33.303
3	<b>36</b> B. NEILA	33.468
4	<b>46</b> P. RUIZ	33.579
5	<b>96</b> R. PONZIANI	33.690
6	<b>64</b> S. SANCHEZ	33.763
7	<b>8</b> T. RELPH	33.851
8	<b>14</b> M. DOBBS	34.078
9	<b>52</b> J. HOWDEN	34.147
10	<b>77</b> A. SIBAJA	34.585
11	<b>83</b> A. MADRIGAL	34.616
12	<b>76</b> J. HANKS-ELLIOTT	34.694
13	<b>51</b> C. JONES	34.698
14	<b>99</b> I. CARRENO	34.931
15	<b>15</b> S. VARON	34.948
16	<b>19</b> A. OUREDNIKOVA	34.966
17	<b>10</b> R. YOCHAY	35.005
18	<b>32</b> S. LLOYD	35.015
19	<b>35</b> L. KEMMER	35.159
20	<b>4</b> E. BONDI	35.162
21	<b>28</b> D. ONGARO	35.411
22	<b>16</b> L. MICHEL	35.456
23	<b>44</b> L. HIRANO	35.811

**SEG. 4**

1	<b>6</b> M. HERRERA	35.335
2	<b>64</b> S. SANCHEZ	35.425
3	<b>22</b> A. CARRASCO	35.489
4	<b>96</b> R. PONZIANI	35.582
5	<b>36</b> B. NEILA	35.662
6	<b>46</b> P. RUIZ	35.679
7	<b>8</b> T. RELPH	36.117
8	<b>14</b> M. DOBBS	36.152
9	<b>52</b> J. HOWDEN	36.269
10	<b>35</b> L. KEMMER	36.407
11	<b>77</b> A. SIBAJA	36.440
12	<b>76</b> J. HANKS-ELLIOTT	36.459
13	<b>51</b> C. JONES	36.506
14	<b>83</b> A. MADRIGAL	36.626
15	<b>99</b> I. CARRENO	36.658
16	<b>10</b> R. YOCHAY	36.783
17	<b>15</b> S. VARON	36.901
18	<b>4</b> E. BONDI	36.902
19	<b>16</b> L. MICHEL	37.181
20	<b>28</b> D. ONGARO	37.237
21	<b>32</b> S. LLOYD	37.429
22	<b>19</b> A. OUREDNIKOVA	37.483
23	<b>44</b> L. HIRANO	38.499

18/10/2024

These data/results cannot be reproduced, stored and/or transmitted in whole or in part by any manner of electronic, mechanical, photocopying, recording, broadcasting or otherwise now known or herein after developed without the previous express consent by the copyright owner, except for reproduction in daily press and regular printed publications on sale to the public within 60 days of the event related to those data/results and always provided that copyright symbol appears together as follows below.

© DORNA WSBK ORGANIZATION Srl 2024





**Prometeon Spanish Round, 18-20 October 2024**  
**Ideal Times Free Practice**

Jerez 4.423 m

No. Rider	Nat	Bike	Seg. 1 Diff. 1	Seg. 2 Diff. 2	Seg. 3 Diff. 3	Seg. 4 Diff. 4	Ideal Time Best Lap	Pos.	Diff.
1 <b>22 A. CARRASCO</b>	ESP	Yamaha YZF-R7	27.826 +0.113	<b>17.164</b>	<b>33.256</b>	35.489 +0.016	<b>1'53.735</b> 1'53.864	1	0.129
2 <b>6 M. HERRERA</b>	ESP	Yamaha YZF-R7	27.991	17.297	33.303	<b>35.335</b>	<b>1'53.926</b> 1'53.926	2	
3 <b>64 S. SANCHEZ</b>	ESP	Yamaha YZF-R7	<b>27.803</b>	17.433	33.763 +0.038	35.425	<b>1'54.424</b> 1'54.462	3	0.038
4 <b>36 B. NEILA</b>	ESP	Yamaha YZF-R7	27.981	17.346	33.468	35.662 +0.159	<b>1'54.457</b> 1'54.616	4	0.159
5 <b>96 R. PONZIANI</b>	ITA	Yamaha YZF-R7	28.176	17.214	33.690 +0.513	35.582	<b>1'54.662</b> 1'55.175	6	0.513
6 <b>46 P. RUIZ</b>	ESP	Yamaha YZF-R7	28.192	17.387 +0.139	33.579 +0.020	35.679	<b>1'54.837</b> 1'54.996	5	0.159
7 <b>8 T. RELPH</b>	AUS	Yamaha YZF-R7	28.354	17.307	33.851 +0.119	36.117 +0.088	<b>1'55.629</b> 1'55.836	7	0.207
8 <b>14 M. DOBBS</b>	USA	Yamaha YZF-R7	28.563	17.478 +0.006	34.078	36.152	<b>1'56.271</b> 1'56.277	8	0.006
9 <b>52 J. HOWDEN</b>	RSA	Yamaha YZF-R7	28.867	17.469 +0.131	34.147	36.269	<b>1'56.752</b> 1'56.883	9	0.131
10 <b>83 A. MADRIGAL</b>	MEX	Yamaha YZF-R7	28.676	17.601	34.616	36.626	<b>1'57.519</b> 1'57.519	10	
11 <b>51 C. JONES</b>	GBR	Yamaha YZF-R7	28.817	17.786	34.698	36.506	<b>1'57.807</b> 1'57.807	11	
12 <b>77 A. SIBAJA</b>	ESP	Yamaha YZF-R7	29.228 +0.005	17.651	34.585	36.440	<b>1'57.904</b> 1'57.909	12	0.005
13 <b>76 J. HANKS-ELLIOTT</b>	GBR	Yamaha YZF-R7	29.253 +0.396	17.772	34.694	36.459	<b>1'58.178</b> 1'58.574	14	0.396
14 <b>10 R. YOCHAY</b>	ISR	Yamaha YZF-R7	28.979	17.643	35.005 +0.214	36.783	<b>1'58.410</b> 1'58.624	15	0.214
15 <b>35 L. KEMMER</b>	AUT	Yamaha YZF-R7	29.090	17.831 +0.026	35.159 +0.051	36.407	<b>1'58.487</b> 1'58.564	13	0.077
16 <b>99 I. CARRENO</b>	CHI	Yamaha YZF-R7	29.346	17.917	34.931	36.658	<b>1'58.852</b> 1'58.852	16	
17 <b>4 E. BONDI</b>	FRA	Yamaha YZF-R7	29.135	17.745 +0.035	35.162 +0.405	36.902	<b>1'58.944</b> 1'59.384	18	0.440
18 <b>15 S. VARON</b>	COL	Yamaha YZF-R7	29.323 +0.010	18.032	34.948	36.901	<b>1'59.204</b> 1'59.214	17	0.010
19 <b>19 A. OUREDNIKOVA</b>	CZE	Yamaha YZF-R7	29.232 +0.159	17.759	34.966	37.483 +0.084	<b>1'59.440</b> 1'59.683	19	0.243
20 <b>32 S. LLOYD</b>	USA	Yamaha YZF-R7	29.665 +0.135	17.986	35.015	37.429	<b>2'00.095</b> 2'00.230	20	0.135
21 <b>28 D. ONGARO</b>	FRA	Yamaha YZF-R7	29.318 +0.043	18.184 +0.043	35.411 +0.118	37.237	<b>2'00.150</b> 2'00.354	21	0.204
22 <b>16 L. MICHEL</b>	GER	Yamaha YZF-R7	29.741	18.127 +0.007	35.456	37.181	<b>2'00.505</b> 2'00.512	22	0.007
23 <b>44 L. HIRANO</b>	JPN	Yamaha YZF-R7	30.144	18.430 +0.148	35.811	38.499 +0.036	<b>2'02.884</b> 2'03.068	23	0.184
<b>Overall Ideal Time</b>			27.803	17.164	33.256	35.335	<b>1'53.558</b>		

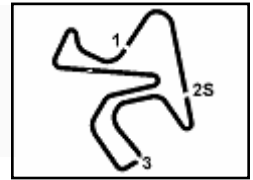
18/10/2024

These data/results cannot be reproduced, stored and/or transmitted in whole or in part by any manner of electronic, mechanical, photocopying, recording, broadcasting or otherwise now known or herein after developed without the previous express consent by the copyright owner, except for reproduction in daily press and regular printed publications on sale to the public within 60 days of the event related to those data/results and always provided that copyright symbol appears together as follows below.

© DORNA WSBK ORGANIZATION Srl 2024

FICR PERUGIA TIMING





Jerez 4.423 m

**Prometeon Spanish Round, 18-20 October 2024  
Chronological Analysis Free Practice**

1 / 3

<b>1° 22 A. CARRASCO [1'53.864]</b>							
Lap	Seg.1	Seg.2	Seg.3	Seg.4	Lap Time	km/h	Local Time
1							
2	45.633	19.522	36.894	37.234	2'19.283P	196,0	9:19'32.265
3	29.155	17.867	34.473	36.749	1'58.244	199,6	9:21'30.509
4	28.911	17.552	34.264	36.377	1'57.104	201,4	9:23'27.613
5	28.683	17.567	34.178	35.811	1'56.239	199,2	9:25'23.852
6	28.420	17.404	33.758	<b>35.489</b>	1'55.071	200,7	9:27'18.923
7	31.356	18.228	34.646	36.190	2'00.420	192,9	9:29'19.343
8	28.151	17.280	34.363	42.616	2'02.410	201,8	9:31'21.753
9	28.051	17.310	33.544	35.784	1'54.689	201,4	9:33'16.442
10	27.939	<b>17.164</b>	<b>33.256</b>	35.505	<b>1'53.864</b>	<b>202,9</b>	9:35'10.306
11	28.056	17.409	34.144	36.043	1'55.652	199,6	9:37'05.958
12	34.097	17.418	34.234	36.290	2'02.039	200,7	9:39'07.997
13	<b>27.826</b>	17.220	33.471	35.873	1'54.390	201,0	9:41'02.387

<b>2° 6 M. HERRERA [1'53.926]</b>							
Lap	Seg.1	Seg.2	Seg.3	Seg.4	Lap Time	km/h	Local Time
1							
2	47.701	19.880	37.142	37.696	2'22.419P	195,3	9:18'43.941
3	29.997	18.039	35.388	37.021	2'00.445	<b>200,3</b>	9:20'44.386
4	29.044	17.635	34.184	36.089	1'56.952	198,1	9:22'41.338
5	28.898	17.718	34.624	37.374	1'58.614	198,5	9:24'39.952
6	29.176	18.372	35.670	36.004	1'59.222	197,8	9:26'39.174
7	29.050	17.826	33.930	36.614	1'57.420	196,7	9:28'36.594
8	28.410	17.552	33.812	35.574	1'55.348	198,1	9:30'31.942
9	28.276	17.453	33.582	35.547	1'54.858	197,4	9:32'26.800
10	28.167	17.412	33.667	35.761	1'55.007	197,1	9:34'21.807
11	28.216	17.353	33.868	35.710	1'55.147	197,1	9:36'16.954
12	28.248	17.383	33.537	35.550	1'54.718	197,1	9:38'11.672
13	<b>27.991</b>	<b>17.297</b>	<b>33.303</b>	<b>35.335</b>	<b>1'53.926</b>	198,1	9:40'05.598

<b>3° 64 S. SANCHEZ [1'54.462]</b>							
Lap	Seg.1	Seg.2	Seg.3	Seg.4	Lap Time	km/h	Local Time
1							
2	45.415	22.306	40.721	41.160	2'29.602P	186,4	9:18'20.872
3	31.833	19.846	37.835	38.397	2'07.911	190,9	9:20'28.783
4	30.171	18.644	36.793	1'16.035	2'41.643P	<b>198,5</b>	9:23'10.426
5	38.551	18.640	35.755	36.789	2'09.735P	193,3	9:25'20.161
6	29.067	18.347	34.871	36.354	1'58.639	193,6	9:27'18.800
7	29.834	18.142	34.573	35.958	1'58.507	195,0	9:29'17.307
8	28.696	17.970	34.797	35.843	1'57.306	195,7	9:31'14.613
9	28.618	17.872	34.012	35.557	1'56.059	195,0	9:33'10.672
10	28.173	17.579	<b>33.763</b>	35.700	1'55.215	197,8	9:35'05.887
11	31.968	24.938	37.718	36.877	2'11.501	149,5	9:37'17.388
12	27.922	17.511	33.968	36.445	1'55.846	<b>198,5</b>	9:39'13.234
13	<b>27.803</b>	<b>17.433</b>	33.801	<b>35.425</b>	<b>1'54.462</b>	<b>198,5</b>	9:41'07.696

<b>4° 36 B. NEILA [1'54.616]</b>							
Lap	Seg.1	Seg.2	Seg.3	Seg.4	Lap Time	km/h	Local Time
1							
2	54.588	21.217	37.846	38.047	2'31.698P	179,7	9:18'46.858
3	29.402	17.862	35.482	36.944	1'59.690	200,7	9:20'46.548
4	28.843	17.783	34.660	36.749	1'58.035	199,6	9:22'44.583
5	29.469	17.716	34.131	36.550	1'57.866	<b>201,0</b>	9:24'42.449
6	29.071	18.093	35.992	38.613	2'01.769	199,9	9:26'44.218
7	28.563	17.601	34.619	36.185	1'56.968	197,8	9:28'41.186
8	28.156	17.435	34.045	35.913	1'55.549	198,1	9:30'36.735
9	28.205	17.491	33.613	35.929	1'55.238	197,1	9:32'31.973
10	28.020	17.457	33.622	35.803	1'54.902	195,0	9:34'26.875
11	28.005	17.457	33.617	35.823	1'54.902	195,3	9:36'21.777
12	28.108	17.450	33.551	<b>35.662</b>	1'54.771	196,0	9:38'16.548

<b>5° 46 P. RUIZ [1'54.996]</b>							
Lap	Seg.1	Seg.2	Seg.3	Seg.4	Lap Time	km/h	Local Time
1							
2	43.536	20.416	41.491	41.989	2'27.432P	191,3	9:18'12.111
3	31.709	19.522	37.135	37.740	2'06.106	196,7	9:20'18.217
4	29.969	18.067	34.957	36.620	1'59.613	193,6	9:22'17.830
5	28.942	18.789	34.884	36.554	1'59.169	192,9	9:24'16.999
6	28.620	17.785	34.624	36.249	1'57.278	194,3	9:26'14.277
7	28.725	17.752	34.277	36.646	1'57.400	195,3	9:28'11.677
8	28.588	17.697	34.564	35.887	1'56.736	195,0	9:30'08.413
9	28.203	17.579	33.770	35.709	1'55.261	195,3	9:32'03.674
10	28.307	17.541	34.078	36.181	1'56.107	<b>198,8</b>	9:33'59.781
11	29.536	18.076	33.802	35.841	1'57.255	192,6	9:35'57.036
12	28.459	17.603	33.845	35.723	1'55.630	195,3	9:37'52.666
13	28.406	<b>17.387</b>	<b>33.579</b>	35.997	1'55.369	196,7	9:39'48.035
14	<b>28.192</b>	17.526	33.599	<b>35.679</b>	<b>1'54.996</b>	194,3	9:41'43.031

<b>6° 96 R. PONZIANI [1'55.175]</b>							
Lap	Seg.1	Seg.2	Seg.3	Seg.4	Lap Time	km/h	Local Time
1							
2	42.280	20.088	39.491	39.090	2'20.949P	190,3	9:17'24.056
3	31.013	18.630	36.816	37.749	2'04.208	191,9	9:19'28.264
4	30.150	18.132	35.490	37.052	2'00.824	193,9	9:21'29.088
5	29.347	17.911	34.700	36.462	1'58.420	195,3	9:23'27.508
6	29.595	17.631	34.559	36.710	1'58.495	198,8	9:25'26.003
7	29.545	18.354	34.552	36.280	1'58.731	200,3	9:27'24.734
8	28.996	17.691	34.776	35.871	1'57.334	197,1	9:29'22.068
9	28.844	17.536	34.049	36.134	1'56.563	198,1	9:31'18.631
10	28.810	17.482	33.932	35.894	1'56.118	197,4	9:33'14.749
11	28.438	17.373	33.827	36.047	1'55.685	197,4	9:35'10.434
12	28.371	17.805	33.819	35.686	1'55.681	199,9	9:37'06.115
13	28.577	17.221	<b>33.690</b>	36.083	1'55.571	<b>202,9</b>	9:39'01.686
14	<b>28.176</b>	<b>17.214</b>	34.203	<b>35.582</b>	<b>1'55.175</b>	197,4	9:40'56.861

<b>7° 8 T. RELPH [1'55.836]</b>							
Lap	Seg.1	Seg.2	Seg.3	Seg.4	Lap Time	km/h	Local Time
1							
2	44.088	19.235	36.772	37.644	2'17.739P	195,0	9:18'43.158
3	30.536	17.959	35.477	37.232	2'01.204	197,1	9:20'44.362
4	29.715	17.398	34.388	36.656	1'58.157	<b>201,8</b>	9:22'42.519
5	29.011	17.373	34.302	1'50.861	3'11.547P	200,3	9:25'54.066
6	38.524	18.719	37.509	37.576	2'12.328P	146,5	9:28'06.394
7	29.629	17.720	34.463	36.801	1'58.613	195,7	9:30'05.007
8	28.977	17.531	34.542	36.565	1'57.615	197,1	9:32'02.622
9	28.699	17.452	34.199	36.603	1'56.953	197,8	9:33'59.575
10	30.994	18.900	35.033	37.222	2'02.149	162,2	9:36'01.724
11	29.149	17.458	34.113	36.438	1'57.158	198,1	9:37'58.882
12	28.543	17.353	<b>33.851</b>	<b>36.117</b>	1'55.864	198,5	9:39'54.746
13	<b>28.354</b>	<b>17.307</b>	33.970	36.205	<b>1'55.836</b>	198,1	9:41'50.582

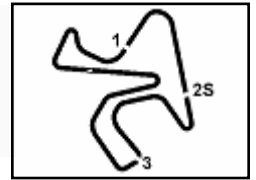
<b>8° 14 M. DOBBS [1'56.277]</b>							
Lap	Seg.1	Seg.2	Seg.3	Seg.4	Lap Time	km/h	Local Time
1							
2	45.013	19.178	36.451	37.704	2'18.346P	194,3	9:19'33.058
3	29.381	18.018	34.904	36.844	1'59.147	196,4	9:21'32.205
4	29.149	17.682	34.497	36.478	1'57.806	<b>197,4</b>	9:23'30.011
5	29.191	17.776	34.739	36.848	1'58.554	195,3	9:25'28.565
6	29.120	17.576	34.829	37.857	1'59.382	197,1	9:27'27.947
7	29.493	17.854	34.987	36.662	1'58.996	195,7	9:29'26.943
8	29.145	17.738	34.568	36.591	1'58.042	194,6	9:31'24.985

18/10/2024 P = Pits In/Out - C = Lap Time Cancelled

These data/results cannot be reproduced, stored and/or transmitted in whole or in part by any manner of electronic, mechanical, photocopying, recording, broadcasting or otherwise now known or herein after developed without the previous express consent by the copyright owner, except for reproduction in daily press and regular printed publications on sale to the public within 60 days of the event related to those data/results and always provided that copyright symbol appears together as follows below.

© DORNA WSBK ORGANIZATION Srl 2024





Jerez 4.423 m

**Prometeon Spanish Round, 18–20 October 2024**  
**Chronological Analysis Free Practice**

**2 / 3**

9	28.872	17.664	34.451	36.475	1'57.462	195,3	9:33'22.447	8	29.855	18.065	35.937	37.126	2'00.983	195,7	9:33'03.634
10	<b>28.563</b>	17.484	<b>34.078</b>	<b>36.152</b>	<b>1'56.277</b>	195,7	9:35'18.724	9	29.754	18.027	35.087	37.933	2'00.801	196,7	9:35'04.435
11	28.829	17.690	35.509	37.394	1'59.422	195,3	9:37'18.146	10	30.124	18.248	35.131	36.941	2'00.444	195,0	9:37'04.879
12	28.794	<b>17.478</b>	35.382	36.980	1'58.634	197,1	9:39'16.780	11	<b>29.228</b>	17.790	35.160	36.782	1'58.960	196,7	9:39'03.839
13	28.715	17.625	34.500	36.443	1'57.283	196,0	9:41'14.063	12	29.233	<b>17.651</b>	<b>34.585</b>	<b>36.440</b>	<b>1'57.909</b>	<b>202,5</b>	9:41'01.748

9° <b>52 J. HOWDEN [1'56.883]</b>							
Lap	Seg1	Seg2	Seg3	Seg4	Lap Time	km/h	Local Time
1							
2	52.944	19.659	37.134	37.474	2'27.211P	197,1	9:18'44.117
3	30.185	18.070	35.215	36.997	2'00.467	199,9	9:20'44.584
4	29.675	17.567	35.666	36.913	1'59.821	<b>201,0</b>	9:22'44.405
5	29.586	17.762	35.076	1'51.763	3'14.187P	198,8	9:25'58.592
6	34.449	18.147	38.117	37.370	2'08.083P	189,0	9:28'06.675
7	29.668	17.705	34.654	36.446	1'58.473	198,5	9:30'05.148
8	29.351	<b>17.469</b>	34.389	36.412	1'57.621	199,9	9:32'02.769
9	<b>28.867</b>	17.600	<b>34.147</b>	<b>36.269</b>	<b>1'56.883</b>	199,2	9:33'59.652
10	29.577	18.115	34.446	37.698	1'59.836	189,9	9:35'59.488
11	32.073	17.497	36.391	39.441	2'05.402	199,9	9:38'04.890
12	29.765	17.952	41.087	38.925	2'07.729	194,3	9:40'12.619

13° <b>35 L. KEMMER [1'58.564]</b>							
Lap	Seg1	Seg2	Seg3	Seg4	Lap Time	km/h	Local Time
1							
2	51.128	21.549	42.836	43.216	2'38.729P	188,3	9:18'07.756
3	34.513	19.575	39.106	39.186	2'12.380	191,3	9:20'20.136
4	31.989	18.952	38.767	39.094	2'08.802	193,6	9:22'28.938
5	31.857	18.897	37.298	39.272	2'07.324	<b>199,6</b>	9:24'36.262
6	31.223	18.777	36.760	37.235	2'03.995	190,9	9:26'40.257
7	30.541	18.548	36.563	37.421	2'03.073	192,9	9:28'43.330
8	30.293	18.524	36.108	37.334	2'02.259	190,9	9:30'45.589
9	29.811	17.974	35.699	37.141	2'00.625	194,6	9:32'46.214
10	29.789	18.305	36.082	37.142	2'01.318	190,9	9:34'47.532
11	29.624	17.942	35.494	36.808	1'59.868	192,6	9:36'47.400
12	29.343	<b>17.831</b>	<b>35.159</b>	36.813	1'59.146	192,6	9:38'46.546
13	<b>29.090</b>	17.857	35.210	<b>36.407</b>	<b>1'58.564</b>	192,9	9:40'45.110

10° <b>83 A. MADRIGAL [1'57.519]</b>							
Lap	Seg1	Seg2	Seg3	Seg4	Lap Time	km/h	Local Time
1							
2	56.268	24.723	46.021	42.937	2'49.949P	153,6	9:18'13.858
3	34.102	20.481	39.836	39.576	2'13.995	176,5	9:20'27.853
4	30.706	18.886	37.465	39.952	2'07.009	194,6	9:22'34.862
5	30.569	19.066	36.757	38.013	2'04.405	194,3	9:24'39.267
6	29.768	18.659	37.178	38.587	2'04.192	<b>200,3</b>	9:26'43.459
7	29.261	18.116	35.430	37.257	2'00.064	199,2	9:28'43.523
8	30.441	19.920	41.580	38.164	2'10.105	159,0	9:30'53.628
9	29.128	17.984	35.170	37.384	1'59.666	195,3	9:32'53.294
10	29.079	18.033	35.034	37.022	1'59.168	194,6	9:34'52.462
11	28.793	17.814	39.945	39.500	2'06.052	195,0	9:36'58.514
12	28.835	17.830	52.277	37.612	2'16.554	194,6	9:39'15.068
13	<b>28.676</b>	<b>17.601</b>	<b>34.616</b>	<b>36.626</b>	<b>1'57.519</b>	196,4	9:41'12.587

14° <b>76 J. HANKS-ELLIOTT [1'58.574]</b>							
Lap	Seg1	Seg2	Seg3	Seg4	Lap Time	km/h	Local Time
1							
2	50.207	22.889	43.058	43.141	2'39.295P	187,7	9:18'09.699
3	33.520	20.113	38.510	38.926	2'11.069	186,7	9:20'20.768
4	31.686	18.977	38.119	38.387	2'07.169	<b>197,1</b>	9:22'27.937
5	30.433	19.030	36.209	38.400	2'04.072	191,6	9:24'32.009
6	30.779	19.440	37.553	38.541	2'06.313	189,3	9:26'38.322
7	30.197	18.653	36.067	37.842	2'02.759	195,0	9:28'41.081
8	<b>29.253</b>	18.049	35.553	37.474	2'00.329	194,3	9:30'41.410
9	29.570	18.185	36.151	37.377	2'01.283	194,6	9:32'42.693
10	29.525	17.910	35.564	37.205	2'00.204	195,7	9:34'42.897
11	29.669	17.786	35.388	37.241	2'00.084	196,0	9:36'42.981
12	29.559	17.939	34.937	36.585	1'59.020	193,6	9:38'42.001
13	29.649	<b>17.772</b>	<b>34.694</b>	<b>36.459</b>	<b>1'58.574</b>	195,0	9:40'40.575

11° <b>51 C. JONES [1'57.807]</b>							
Lap	Seg1	Seg2	Seg3	Seg4	Lap Time	km/h	Local Time
1							
2	45.028	21.545	43.079	42.716	2'32.368P	186,7	9:18'09.548
3	33.413	19.670	38.951	39.105	2'11.139	193,6	9:20'20.687
4	31.583	19.072	38.577	39.173	2'08.405	194,6	9:22'29.092
5	31.109	18.857	36.665	38.460	2'05.091	193,9	9:24'34.183
6	30.725	18.596	36.353	38.100	2'03.774	195,0	9:26'37.957
7	30.105	18.418	36.573	1'29.427	2'54.523P	<b>197,1</b>	9:29'32.480
8	40.317	18.782	36.831	37.677	2'13.607P	191,3	9:31'46.087
9	29.960	18.361	35.518	37.148	2'00.987	191,6	9:33'47.074
10	29.377	18.021	35.430	37.248	2'00.076	193,9	9:35'47.150
11	29.334	18.416	36.361	37.793	2'01.904	184,5	9:37'49.054
12	29.266	18.233	35.096	36.771	1'59.366	191,3	9:39'48.420
13	<b>28.817</b>	<b>17.786</b>	<b>34.698</b>	<b>36.506</b>	<b>1'57.807</b>	195,0	9:41'46.227

15° <b>10 R. YOCHAY [1'58.624]</b>							
Lap	Seg1	Seg2	Seg3	Seg4	Lap Time	km/h	Local Time
1							
2	43.067	20.336	41.299	41.900	2'26.602P	191,9	9:18'12.300
3	31.634	22.618	37.610	39.170	2'11.032	160,3	9:20'23.332
4	30.872	18.260	37.657	39.285	2'06.074	196,0	9:22'29.406
5	40.457	19.030	35.417	37.166	2'12.070	195,7	9:24'41.476
6	29.914	18.091	36.006	38.662	2'02.673	196,7	9:26'44.149
7	29.497	17.844	35.533	37.206	2'00.080	<b>197,4</b>	9:28'44.229
8	29.827	18.065	35.358	37.189	2'00.439	196,7	9:30'44.668
9	29.078	17.864	37.266	1'07.848	2'32.056P	195,7	9:33'16.724
10	35.985	17.985	35.582	37.479	2'07.031P	194,3	9:35'23.755
11	29.428	17.913	35.644	37.149	2'00.134	195,3	9:37'23.889
12	29.074	17.889	<b>35.005</b>	36.818	1'58.786	193,3	9:39'22.675
13	<b>28.979</b>	<b>17.643</b>	35.219	<b>36.783</b>	<b>1'58.624</b>	195,7	9:41'21.299

12° <b>77 A. SIBAJA [1'57.909]</b>							
Lap	Seg1	Seg2	Seg3	Seg4	Lap Time	km/h	Local Time
1							
2	48.099	20.551	40.038	39.686	2'28.374P	188,0	9:17'24.995
3	31.027	18.499	36.660	37.798	2'03.984	194,3	9:19'28.979
4	30.139	18.090	35.761	37.548	2'01.538	195,7	9:21'30.517
5	29.863	17.913	35.699	37.447	2'00.922	196,0	9:23'31.439
6	30.307	18.326	36.326	3'49.456	5'14.415P	195,3	9:28'45.854
7	44.146	19.095	36.004	37.552	2'16.797P	191,6	9:31'02.651

16° <b>99 I. CARREÑO [1'58.852]</b>							
Lap	Seg1	Seg2	Seg3	Seg4	Lap Time	km/h	Local Time
1							
2	57.115	24.147	44.526	43.164	2'48.952P	169,0	9:18'09.371
3	34.294	20.080	39.371	39.926	2'13.671	192,6	9:20'23.042
4	31.137	19.172	37.091	39.143	2'06.543	193,9	9:22'29.585
5	31.741	19.250	37.395	2'05.586	3'33.972P	<b>194,3</b>	9:26'03.557
6	52.364	23.907	39.870	37.509	2'33.650P	155,4	9:28'37.207

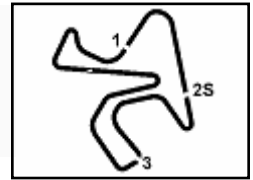
18/10/2024 P = Pits In/Dut - C = Lap Time Cancelled

These data/results cannot be reproduced, stored and/or transmitted in whole or in part by any manner of electronic, mechanical, photocopying, recording, broadcasting or otherwise now known or herein after developed without the previous express consent by the copyright owner, except for reproduction in daily press and regular printed publications on sale to the public within 60 days of the event related to those data/results and always provided that copyright symbol appears together as follows below.

© DORNA WSBK ORGANIZATION Srl 2024







Jerez 4.423 m

**Prometeon Spanish Round, 18–20 October 2024  
Chronological Analysis Free Practice**

**3 / 3**

7	30.249	18.305	35.749	37.056	2'01.359	193,9	9:30'38.566	6	31.300	19.308	37.822	39.194	2'07.624	196,7	9:26'44.545
8	29.697	18.204	35.496	37.076	2'00.473	193,3	9:32'39.039	7	31.049	19.177	36.792	38.498	2'05.516	195,7	9:28'50.061
9	29.857	18.291	35.631	37.194	2'00.973	192,9	9:34'40.012	8	30.671	18.652	36.705	38.564	2'04.592	193,6	9:30'54.653
10	29.581	18.205	35.366	36.871	2'00.023	193,6	9:36'40.035	9	30.176	18.835	36.134	38.284	2'03.429	196,4	9:32'58.082
11	29.540	18.074	35.095	37.150	1'59.859	193,3	9:38'39.894	10	30.435	18.395	35.709	37.467	2'02.006	196,4	9:35'00.088
12	<b>29.346</b>	<b>17.917</b>	<b>34.931</b>	<b>36.658</b>	<b>1'58.852</b>	193,6	9:40'38.746	11	29.750	18.279	36.086	37.722	2'01.837	196,4	9:37'01.925
								12	<b>29.665</b>	18.153	35.198	37.907	2'00.923	198,5	9:39'02.848
								13	29.800	<b>17.986</b>	<b>35.015</b>	<b>37.429</b>	<b>2'00.230</b>	197,8	9:41'03.078

**17° 15 S. VARON [1'59.214]**

Lap	Seg.1	Seg.2	Seg.3	Seg.4	Lap Time	km/h	Local Time
1							
2	50.066	23.332	44.656	45.271	2'43.325P	177,4	9:17'47.991
3	33.858	20.969	40.355	40.750	2'15.932	183,6	9:20'03.923
4	32.520	20.244	38.485	39.593	2'10.842	188,0	9:22'14.765
5	31.330	19.454	36.359	38.639	2'05.782	190,6	9:24'20.547
6	30.558	18.921	36.590	38.207	2'04.276	191,3	9:26'24.823
7	31.200	19.683	36.231	37.851	2'04.965	188,6	9:28'29.788
8	30.078	19.027	35.867	37.585	2'02.557	191,3	9:30'32.345
9	29.506	18.368	35.701	37.771	2'01.346	193,3	9:32'33.691
10	29.524	18.369	35.740	37.615	2'01.248	<b>194,6</b>	9:34'34.939
11	29.488	18.331	35.151	37.277	2'00.247	191,3	9:36'35.186
12	<b>29.323</b>	18.157	34.957	37.159	1'59.596	193,3	9:38'34.782
13	29.333	<b>18.032</b>	<b>34.948</b>	<b>36.901</b>	<b>1'59.214</b>	192,9	9:40'33.996

**21° 28 D. ONGARO [2'00.354]**

Lap	Seg.1	Seg.2	Seg.3	Seg.4	Lap Time	km/h	Local Time
1							
2	50.289	22.151	41.871	42.418	2'36.729P	187,3	9:18'02.672
3	32.810	20.316	38.200	39.936	2'11.262	190,9	9:20'13.934
4	31.169	19.242	37.429	3'34.664	5'02.504P	192,3	9:25'16.438
5	38.409	18.965	36.084	38.064	2'11.522P	193,6	9:27'27.960
6	30.016	18.314	35.413	37.475	2'01.218	<b>196,0</b>	9:29'29.178
7	29.933	18.431	35.729	37.545	2'01.638	193,9	9:31'30.816
8	29.512	18.415	35.614	37.621	2'01.162	193,9	9:33'31.978
9	29.537	18.355	35.519	37.512	2'00.923	193,9	9:35'32.901
10	<b>29.318</b>	18.287	35.468	37.287	2'00.360	194,6	9:37'33.261
11	29.361	18.227	35.529	<b>37.237</b>	<b>2'00.354</b>	194,3	9:39'33.615
12	29.549	<b>18.184</b>	<b>35.411</b>	37.390	2'00.534	195,0	9:41'34.149

**18° 4 E. BONDI [1'59.384]**

Lap	Seg.1	Seg.2	Seg.3	Seg.4	Lap Time	km/h	Local Time
1							
2	43.496	20.172	37.072	38.105	2'18.845P	192,3	9:18'45.392
3	30.332	18.216	36.074	37.711	2'02.333	196,4	9:20'47.725
4	29.511	18.091	35.817	37.589	2'01.008	196,7	9:22'48.733
5	29.591	17.978	35.893	37.839	2'01.301	196,4	9:24'50.034
6	29.888	18.275	36.331	37.508	2'02.002	194,3	9:26'52.036
7	30.128	18.406	36.041	37.807	2'02.382	194,6	9:28'54.418
8	29.607	17.897	36.283	38.440	2'02.227	<b>198,5</b>	9:30'56.645
9	29.668	18.093	35.589	37.942	2'01.292	197,8	9:32'57.937
10	29.592	17.996	35.439	37.905	2'00.932	193,9	9:34'58.869
11	29.370	18.020	35.974	37.374	2'00.738	194,3	9:36'59.607
12	29.389	<b>17.745</b>	<b>35.162</b>	37.224	1'59.520	195,3	9:38'59.127
13	<b>29.135</b>	17.780	35.567	<b>36.902</b>	<b>1'59.384</b>	195,3	9:40'58.511

**22° 16 L. MICHEL [2'00.512]**

Lap	Seg.1	Seg.2	Seg.3	Seg.4	Lap Time	km/h	Local Time
1							
2	51.835	23.958	44.873	44.296	2'44.962P	170,8	9:18'07.960
3	34.765	20.491	39.540	40.867	2'15.663	192,3	9:20'23.623
4	31.921	20.027	38.660	39.706	2'10.314	190,9	9:22'33.937
5	31.282	19.442	37.515	38.348	2'06.587	187,7	9:24'40.524
6	30.775	18.998	37.527	39.012	2'06.312	189,9	9:26'46.836
7	30.507	18.784	37.015	38.388	2'04.694	196,7	9:28'51.530
8	30.990	18.590	36.920	38.670	2'05.170	<b>198,1</b>	9:30'56.700
9	30.879	19.070	37.145	38.083	2'05.177	196,4	9:33'01.877
10	30.006	18.295	35.984	37.894	2'02.179	197,1	9:35'04.056
11	30.285	18.322	35.931	37.827	2'02.365	196,4	9:37'06.421
12	30.430	<b>18.127</b>	35.804	37.613	2'01.974	197,1	9:39'08.395
13	<b>29.741</b>	18.134	<b>35.456</b>	<b>37.181</b>	<b>2'00.512</b>	197,4	9:41'08.907

**19° 19 A. OUREDNICKOVA [1'59.683]**

Lap	Seg.1	Seg.2	Seg.3	Seg.4	Lap Time	km/h	Local Time
1							
2	46.130	21.735	41.738	41.968	2'31.571P	187,0	9:18'29.583
3	32.635	19.949	38.949	39.501	2'11.034	190,3	9:20'40.617
4	31.457	19.075	36.554	37.910	2'04.996	189,9	9:22'45.613
5	30.126	18.519	37.023	38.702	2'04.370	194,3	9:24'49.983
6	30.325	18.362	36.289	37.745	2'02.721	195,3	9:26'52.704
7	29.947	18.407	36.058	37.678	2'02.090	196,4	9:28'54.794
8	29.627	18.218	35.984	38.260	2'02.089	197,1	9:30'56.883
9	30.840	18.837	36.021	37.526	2'03.224	195,7	9:33'00.107
10	29.594	17.991	35.262	<b>37.483</b>	2'00.330	197,4	9:35'00.437
11	29.643	18.089	35.671	37.568	2'00.971	<b>198,5</b>	9:37'01.408
12	<b>29.232</b>	17.900	35.450	37.737	2'00.319	196,7	9:39'01.727
13	29.391	<b>17.759</b>	<b>34.966</b>	37.567	<b>1'59.683</b>	195,7	9:41'01.410

**23° 44 L. HIRANO [2'03.068]**

Lap	Seg.1	Seg.2	Seg.3	Seg.4	Lap Time	km/h	Local Time
1							
2	50.783	23.386	43.224	43.290	2'40.683P	183,9	9:18'05.388
3	33.235	20.170	39.451	40.869	2'13.725	188,0	9:20'19.113
4	31.790	19.544	37.997	40.143	2'09.474	192,3	9:22'28.587
5	31.487	19.294	37.400	39.501	2'07.682	193,3	9:24'36.269
6	31.878	19.088	37.372	39.527	2'07.865	192,3	9:26'44.134
7	30.885	18.933	37.062	38.943	2'05.823	191,9	9:28'49.957
8	31.430	19.114	36.847	39.328	2'06.719	191,9	9:30'56.676
9	30.782	19.107	36.783	39.043	2'05.715	190,9	9:33'02.391
10	30.816	18.710	36.783	38.863	2'05.172	<b>194,6</b>	9:35'07.563
11	30.669	<b>18.430</b>	36.398	38.696	2'04.193	193,9	9:37'11.756
12	30.331	18.441	36.103	<b>38.499</b>	2'03.374	192,3	9:39'15.130
13	<b>30.144</b>	18.578	<b>35.811</b>	38.535	<b>2'03.068</b>	192,9	9:41'18.198

**20° 32 S. LLOYD [2'00.230]**

Lap	Seg.1	Seg.2	Seg.3	Seg.4	Lap Time	km/h	Local Time
1							
2	47.566	22.467	42.940	42.542	2'35.515P	187,3	9:18'04.320
3	33.036	19.997	39.295	41.319	2'13.647	194,3	9:20'17.967
4	31.914	19.966	38.218	40.651	2'10.749	193,6	9:22'28.716
5	31.617	19.299	38.023	39.266	2'08.205	<b>199,2</b>	9:24'36.921

18/10/2024 P = Pits In/Out - C = Lap Time Cancelled

These data/results cannot be reproduced, stored and/or transmitted in whole or in part by any manner of electronic, mechanical, photocopying, recording, broadcasting or otherwise now known or herein after developed without the previous express consent by the copyright owner, except for reproduction in daily press and regular printed publications on sale to the public within 60 days of the event related to those data/results and always provided that copyright symbol appears together as follows below.

© DORNA WSBK ORGANIZATION Srl 2024







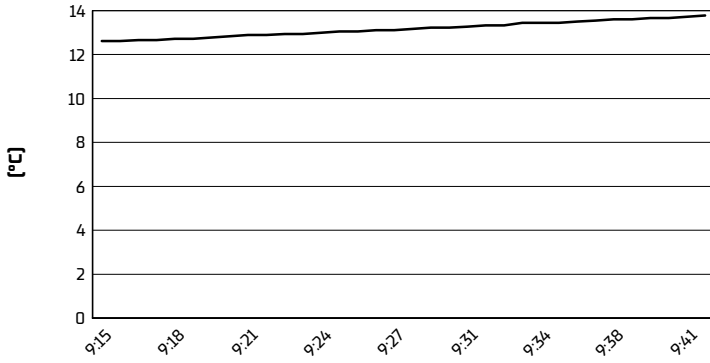
Jerez 4.423 m

Prometeon Spanish Round, 18-20 October 2024

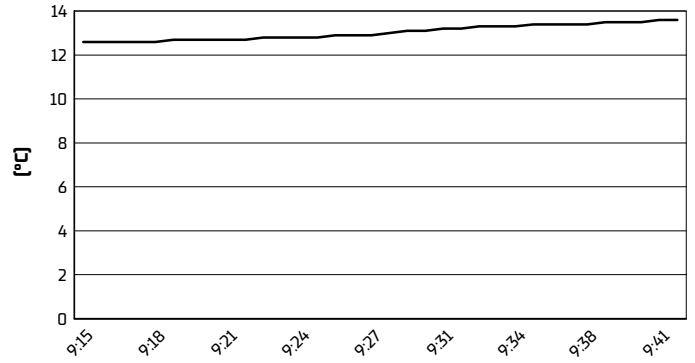
Weather Report Free Practice

Session started 09:15 - Session ended 9:42

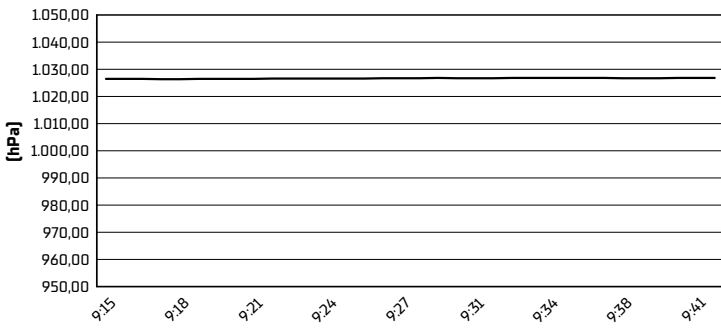
Air Temperature



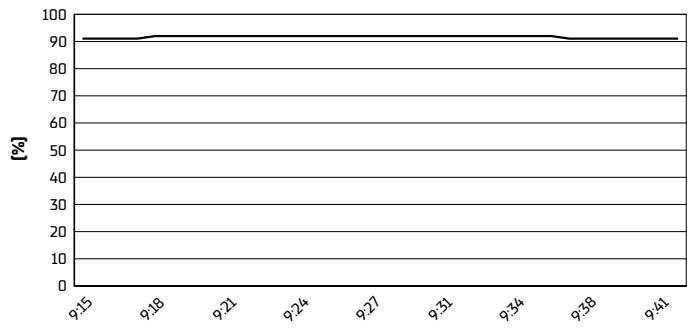
Track Temperature



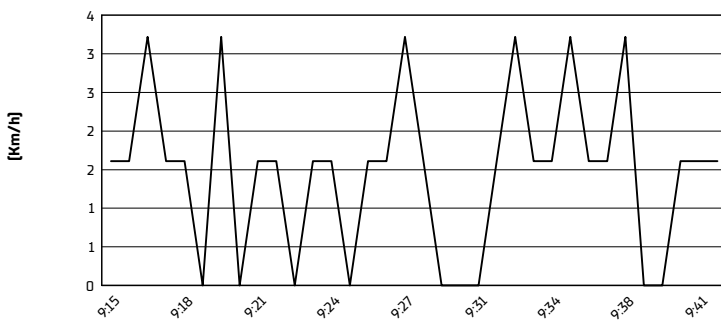
Air Pressure



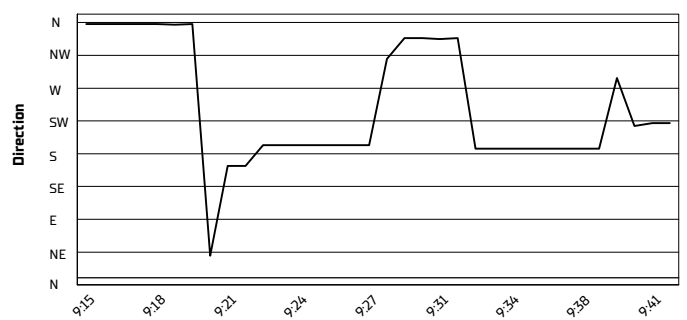
Humidity



Wind Speed



Wind Direction



18/10/2024

These data/results cannot be reproduced, stored and/or transmitted in whole or in part by any manner of electronic, mechanical, photocopying, recording, broadcasting or otherwise now known or herein after developed without the previous express consent by the copyright owner, except for reproduction in daily press and regular printed publications on sale to the public within 60 days of the event related to those data/results and always provided that copyright symbol appears together as follows below.

© DORNA WSBK ORGANIZATION Srl 2024