

Pirelli Dutch Round, 19-21 April 2024
Chronological Analysis Race 2

TT Circuit Assen 4.542 m

Start at 14:00'16.350

1 / 4

1° 54 T. RAZGATLIOGLU [1'34.298]							
Lap	Seg1	Seg2	Seg3	Seg4	Lap Time	km/h	Local Time
1		14.046	27.884	21.812	1'40.317	300,0	14:01'56.667
2	31.171	14.021	27.635	21.716	1'34.543	297,5	14:03'31.210
3	31.085	13.973	27.664	21.641	1'34.363	297,5	14:05'05.573
4	31.045	13.873	27.652	21.728	1'34.298	298,3	14:06'39.871
5	31.063	14.005	27.739	21.706	1'34.513	301,7	14:08'14.384
6	31.100	13.953	27.919	21.783	1'34.755	294,3	14:09'49.139
7	30.987	13.987	27.666	21.812	1'34.452	297,5	14:11'23.591
8	31.062	14.065	27.806	22.150	1'35.083	293,5	14:12'58.674
9	31.452	14.513	28.212	22.107	1'36.284	292,7	14:14'34.958
10	31.274	14.369	28.019	22.192	1'35.854	295,1	14:16'10.812
11	31.163	14.192	28.980	22.403	1'36.738	296,7	14:17'47.550
12	32.252	14.856	29.040	22.633	1'38.781	297,5	14:19'26.331
13	32.323	14.468	28.838	22.452	1'38.081	300,0	14:21'04.412
14	31.742	14.203	28.146	22.129	1'36.220	298,3	14:22'40.632
15	31.241	14.160	27.796	21.740	1'34.937	300,8	14:24'15.569
16	31.160	14.034	27.806	21.979	1'34.979	300,0	14:25'50.548
17	31.148	14.096	27.872	21.952	1'35.068	295,1	14:27'25.616
18	31.220	14.045	27.848	21.955	1'35.068	295,1	14:29'00.684
19	30.997	13.968	27.890	21.892	1'34.747	295,9	14:30'35.431
20	31.182	14.044	28.033	21.958	1'35.217	295,9	14:32'10.648
21	31.106	14.078	27.963	22.003	1'35.150	297,5	14:33'45.798
Race Time 33'29.448							

14	31.488	14.365	28.505	22.057	1'36.415	289,5	14:22'40.219
15	31.390	14.165	27.859	21.830	1'35.244	294,3	14:24'15.463
16	31.448	14.098	27.729	21.954	1'35.229	295,9	14:25'50.692
17	31.432	14.013	27.797	22.153	1'35.395	294,3	14:27'26.087
18	31.473	14.057	27.796	21.813	1'35.139	295,1	14:29'01.226
19	31.275	14.019	27.865	21.800	1'34.959	295,9	14:30'36.185
20	31.314	13.922	27.978	21.905	1'35.119	294,3	14:32'11.304
21	31.365	14.099	28.043	22.009	1'35.516	295,1	14:33'46.820
Race Time 33'30.470							

2° 1 A. BAUTISTA [1'34.409]							
Lap	Seg1	Seg2	Seg3	Seg4	Lap Time	km/h	Local Time
1		14.090	27.631	21.986	1'39.143	295,1	14:01'55.493
2	30.993	14.008	27.542	21.866	1'34.409	295,1	14:03'29.902
3	31.184	13.955	27.662	21.922	1'34.723	295,9	14:05'04.625
4	31.112	14.036	27.636	22.007	1'34.791		14:06'39.416
5	31.085	13.988	27.552	21.835	1'34.460	295,9	14:08'13.876
6	31.181	14.014	27.670	21.961	1'34.826	295,9	14:09'48.702
7	31.119	14.059	27.704	22.058	1'34.940	295,1	14:11'23.642
8	31.234	14.051	27.712	22.194	1'35.191	297,5	14:12'58.833
9	31.469	14.408	28.011	22.007	1'35.895	300,0	14:14'34.728
10	31.231	14.385	27.929	22.185	1'35.730	295,1	14:16'10.458
11	31.218	14.185	28.813	22.577	1'36.793		14:17'47.251
12	32.284	15.049	28.807	22.869	1'39.009	295,9	14:19'26.260
13	31.948	14.655	28.966	22.516	1'38.085		14:21'04.345
14	31.428	14.186	28.036	22.064	1'35.714	300,0	14:22'40.059
15	31.359	14.030	27.893	21.977	1'35.259	299,2	14:24'15.318
16	31.266	14.070	27.764	22.184	1'35.284	295,9	14:25'50.602
17	31.400	13.941	27.878	22.291	1'35.510	300,0	14:27'26.112
18	31.234	13.903	27.862	21.905	1'34.904	299,2	14:29'01.016
19	31.194	13.949	27.791	21.936	1'34.870	301,7	14:30'35.886
20	31.282	13.896	27.805	22.037	1'35.020	300,8	14:32'10.906
21	31.389	14.020	27.923	22.185	1'35.517	299,2	14:33'46.423
Race Time 33'30.073							

4° 29 A. IANNONE [1'34.424]							
Lap	Seg1	Seg2	Seg3	Seg4	Lap Time	km/h	Local Time
1		14.145	27.833	21.945	1'40.810		14:01'57.160
2	31.259	13.966	27.561	21.794	1'34.580	298,3	14:03'31.740
3	31.420	13.982	27.790	21.658	1'34.850	300,8	14:05'06.590
4	31.632	14.002	27.597	21.684	1'34.915	294,3	14:06'41.505
5	31.331	13.915	27.580	21.772	1'34.598	295,9	14:08'16.103
6	31.381	13.934	27.564	21.739	1'34.618	295,9	14:09'50.721
7	31.085	13.900	27.596	21.843	1'34.424	299,2	14:11'25.145
8	31.313	14.038	27.653	22.235	1'35.239	295,9	14:13'00.384
9	31.417	13.962	27.897	21.918	1'35.194		14:14'35.578
10	31.736	14.273	27.965	22.379	1'36.353	297,5	14:16'11.931
11	31.481	14.182	29.238	22.723	1'37.624	294,3	14:17'49.555
12	31.946	14.545	28.376	22.280	1'37.147	297,5	14:19'26.702
13	32.212	14.337	29.058	22.491	1'38.098	299,2	14:21'04.800
14	31.576	14.014	28.025	22.048	1'35.663	299,2	14:22'40.463
15	31.530	14.155	27.921	22.117	1'35.723	301,7	14:24'16.186
16	31.602	14.064	27.835	21.979	1'35.480	295,9	14:25'51.666
17	31.331	14.033	27.799	21.928	1'35.091	295,9	14:27'26.757
18	31.459	13.967	27.805	21.754	1'34.985	297,5	14:29'01.742
19	31.281	14.035	28.026	22.008	1'35.350	295,9	14:30'37.092
20	31.499	13.977	28.001	22.166	1'35.643	295,1	14:32'12.735
21	31.714	14.136	28.071	22.262	1'36.183	295,1	14:33'48.918
Race Time 33'32.568							

3° 87 R. GARDNER [1'34.295]							
Lap	Seg1	Seg2	Seg3	Seg4	Lap Time	km/h	Local Time
1		14.265	27.810	21.764	1'39.927	295,9	14:01'56.277
2	30.971	14.108	27.440	21.776	1'34.295	293,5	14:03'30.572
3	31.210	13.972	27.712	21.759	1'34.653	295,1	14:05'05.225
4	31.068	13.988	27.572	21.858	1'34.486	290,3	14:06'39.711
5	31.064	14.070	27.621	21.803	1'34.558	291,9	14:08'14.269
6	31.059	14.084	28.073	21.769	1'34.985	292,7	14:09'49.254
7	31.107	14.042	27.623	21.796	1'34.568	291,1	14:11'23.822
8	31.235	14.104	27.946	22.187	1'35.472	291,9	14:12'59.294
9	31.383	14.388	28.025	22.142	1'35.938	293,5	14:14'35.232
10	31.502	14.697	27.963	22.162	1'36.324	291,1	14:16'11.556
11	31.357	14.267	28.520	22.191	1'36.335	291,1	14:17'47.891
12	32.055	14.750	28.785	22.653	1'38.243	294,3	14:19'26.134
13	31.855	14.773	28.751	22.291	1'37.670	288,0	14:21'03.804

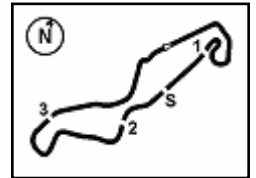
5° 55 A. LOCATELLI [1'34.459]							
Lap	Seg1	Seg2	Seg3	Seg4	Lap Time	km/h	Local Time
1		14.107	27.507	22.062	1'39.369	291,9	14:01'55.719
2	31.109	14.032	27.612	21.863	1'34.616	291,9	14:03'30.335
3	31.190	14.033	27.997	22.232	1'35.452	294,3	14:05'05.787
4	31.032	14.049	27.571	21.807	1'34.459	296,7	14:06'40.246
5	31.072	13.962	27.683	21.763	1'34.480	295,1	14:08'14.726
6	30.949	14.038	27.871	21.835	1'34.693	299,2	14:09'49.419
7	31.152	14.000	27.620	21.807	1'34.579	295,1	14:11'23.998
8	31.223	14.097	27.914	21.972	1'35.206	292,7	14:12'59.204
9	31.316	14.404	28.048	22.185	1'35.953	293,5	14:14'35.157
10	31.765	14.648	28.146	22.298	1'36.857	292,7	14:16'12.014
11	31.599	14.290	28.832	22.532	1'37.253	294,3	14:17'49.267
12	31.669	14.404	28.488	22.648	1'37.209	294,3	14:19'26.476
13	32.028	14.469	28.657	22.490	1'37.644	296,7	14:21'04.120
14	31.317	14.264	28.015	22.127	1'35.723	290,3	14:22'39.843
15	31.258	14.214	27.843	22.097	1'35.412	291,9	14:24'15.255
16	32.956	14.117	27.779	22.158	1'37.010	296,7	14:25'52.265
17	31.181	14.167	27.839	21.988	1'35.175	296,7	14:27'27.440
18	31.284	14.077	27.932	22.049	1'35.342	297,5	14:29'02.782
19	31.329	14.143	27.926	22.164	1'35.562	295,9	14:30'38.344
20	31.288	14.070	27.907	22.186	1'35.451	295,1	14:32'13.795
21	31.222	14.098	27.923	21.977	1'35.220	297,5	14:33'49.015
Race Time 33'32.665							

6° 14 S. LOWES [1'34.843]							
Lap	Seg1	Seg2	Seg3	Seg4	Lap Time	km/h	Local Time
1		14.357	27.909	22.272	1'41.493		14:01'57.843
2	31.289	14.115	27.550	21.995	1'34.949	295,1	14:03'32.792
3	31.376	14.101	27.572	21.978	1'35.027	295,1	14:05'07.819
4	31.290	14.045	27.583	21.925	1'34.843		14:06'42.662

21/04/2024 P = Pits In/Dut - C = Lap Time Cancelled

These data/results cannot be reproduced, stored and/or transmitted in whole or in part by any manner of electronic, mechanical, photocopying, recording, broadcasting or otherwise now known or herein after developed without the previous express consent by the copyright owner, except for reproduction in daily press and regular printed publications on sale to the public within 60 days of the event related to those data/results and always provided that copyright symbol appears together as follows below.

© DORNA WSBK ORGANIZATION Srl 2024



TT Circuit Assen 4.542 m

Pirelli Dutch Round, 19-21 April 2024
Chronological Analysis Race 2

Start at 14:00'16.350

2 / 4

5	31.337	14.057	27.677	22.210	1'35.281	291,9	14:08'17.943	20	31.614	14.225	28.300	22.534	1'36.673	300,0	14:32'15.734
6	31.306	14.035	27.676	21.977	1'34.994	297,5	14:09'52.937	21	31.700	14.301	28.106	22.294	1'36.401	301,7	14:33'52.135
7	31.217	14.033	27.786	22.042	1'35.078	295,9	14:11'28.015								Race Time 33'35.785
8	31.218	14.285	27.841	22.392	1'35.736	293,5	14:13'03.751								
9	31.337	14.204	27.851	22.092	1'35.484	293,5	14:14'39.235								
10	31.810	14.563	28.149	22.130	1'36.652	288,8	14:16'15.887								
11	31.540	14.167	28.681	22.662	1'37.050		14:17'52.937								
12	31.810	14.333	28.283	22.363	1'36.789	292,7	14:19'29.726								
13	31.538	14.297	28.318	22.304	1'36.457		14:21'06.183								
14	31.526	14.240	27.954	22.101	1'35.821	293,5	14:22'42.004								
15	31.346	14.146	27.860	22.026	1'35.378	295,9	14:24'17.382								
16	31.571	14.173	27.813	21.973	1'35.530	296,7	14:25'52.912								
17	31.422	14.140	27.787	21.788	1'35.137	296,7	14:27'28.049								
18	31.480	14.064	27.982	21.860	1'35.386	300,8	14:29'03.435								
19	31.615	14.111	27.898	22.175	1'35.799	298,3	14:30'39.234								
20	31.621	14.054	28.175	22.000	1'35.850	299,2	14:32'15.084								
21	31.566	14.057	28.133	22.132	1'35.888	295,9	14:33'50.972								
Race Time 33'34.622															

9°		60 M. VAN DER MARK [1'34.608]													
Lap	Seg.1	Seg.2	Seg.3	Seg.4	Lap Time	km/h	Local Time								
1		14.171	27.890	21.983	1'40.380	297,5	14:01'56.730								
2	31.276	14.031	27.688	21.812	1'34.807	297,5	14:03'31.537								
3	31.145	14.045	27.670	21.753	1'34.613	296,7	14:05'06.150								
4	31.237	14.048	27.621	21.753	1'34.659	296,7	14:06'40.809								
5	31.214	13.993	27.646	21.755	1'34.608	295,9	14:08'15.417								
6	31.201	14.038	27.621	21.866	1'34.726	295,9	14:09'50.143								
7	31.247	14.073	27.688	21.805	1'34.813	296,7	14:11'24.956								
8	31.155	14.154	27.778	22.450	1'35.537	293,5	14:13'00.493								
9	31.568	14.414	27.840	22.131	1'35.953	295,1	14:14'36.446								
10	31.373	14.383	27.873	22.088	1'35.717	294,3	14:16'12.163								
11	31.684	14.267	28.827	22.434	1'37.212	295,9	14:17'49.375								
12	31.739	14.460	28.359	22.635	1'37.193	297,5	14:19'26.568								
13	32.142	14.503	28.983	22.446	1'38.074	298,3	14:21'04.642								
14	31.349	14.209	28.063	22.304	1'35.925	296,7	14:22'40.567								
15	31.519	14.098	27.997	22.011	1'35.625	300,0	14:24'16.192								
16	31.815	14.073	27.720	21.985	1'35.593	296,7	14:25'51.785								
17	31.370	14.204	27.811	21.990	1'35.375	297,5	14:27'27.160								
18	31.340	14.117	28.007	21.908	1'35.372	291,1	14:29'02.532								
19	31.264	14.127	28.148	22.486	1'36.025	293,5	14:30'38.557								
20	31.558	14.047	28.139	22.237	1'35.981	293,5	14:32'14.538								
21	31.453	14.227	28.442	22.197	1'36.319	290,3	14:33'50.857								
Race Time 33'34.507 + 3.000Pen															

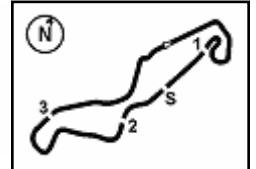
10°		97 X. VIERGE [1'35.608]													
Lap	Seg.1	Seg.2	Seg.3	Seg.4	Lap Time	km/h	Local Time								
1		14.525	28.412	22.797	1'43.353		14:01'59.703								
2	31.596	14.185	27.836	22.369	1'35.986	299,2	14:03'35.689								
3	31.836	14.257	28.018	22.119	1'36.230	297,5	14:05'11.919								
4	31.570	14.439	28.094	22.170	1'36.273	293,5	14:06'48.192								
5	31.393	14.213	27.953	22.109	1'35.668	296,7	14:08'23.860								
6	31.531	14.197	27.962	22.162	1'35.852	295,9	14:09'59.712								
7	31.340	14.174	28.032	22.062	1'35.608	294,3	14:11'35.320								
8	31.422	14.244	27.940	22.119	1'35.725	296,7	14:13'11.045								
9	31.510	14.499	28.012	22.317	1'36.338	293,5	14:14'47.383								
10	31.812	14.789	28.042	22.564	1'37.207		14:16'24.590								
11	31.539	14.434	28.593	22.369	1'36.935	294,3	14:18'01.525								
12	31.878	14.555	28.285	22.150	1'36.868	295,1	14:19'38.393								
13	31.614	14.409	28.328	22.449	1'36.800		14:21'15.193								
14	31.748	14.386	28.117	22.254	1'36.505	298,3	14:22'51.698								
15	31.486	14.336	28.040	22.215	1'36.077	295,9	14:24'27.775								
16	31.467	14.224	28.066	22.203	1'35.960	294,3	14:26'03.735								
17	31.388	14.154	28.018	22.240	1'35.800	295,1	14:27'39.535								
18	31.528	14.184	28.152	22.252	1'36.116	295,9	14:29'15.651								
19	31.691	14.181	28.214	22.465	1'36.551	299,2	14:30'52.202								
20	31.609	14.161	28.214	22.471	1'36.455	296,7	14:32'28.657								
21	31.750	14.217	28.223	22.404	1'36.594	298,3	14:34'05.251								
Race Time 33'48.901															

11°		95 T. MACKENZIE [1'35.614]													
Lap	Seg.1	Seg.2	Seg.3	Seg.4	Lap Time	km/h	Local Time								
1		14.610	28.114	22.315	1'42.436	291,1	14:01'58.786								
2	31.623	14.446	28.130	22.470	1'36.669	293,5	14:03'35.455								
3	31.577	14.189	27.839	22.147	1'35.752	294,3	14:05'11.207								
4	31.751	14.270	27.838	22.273	1'36.132	291,9	14:06'47.339								
5	31.358	14.251	27.781	22.570	1'35.960	292,7	14:08'23.299								
6	31.457	14.232	27.765	22.160	1'35.614	292,7	14:09'58.913								
7	31.328	14.364	28.133	22.280	1'36.105	289,5	14:11'35.018								
8	31.296	14.275	27.864	22.391	1'35.826	290,3	14:13'10.844								
9	31.364	14.503	27.957	22.546	1'36.370		14:14'47.214								
10	31.740	14.694	28.036	23.180	1'37.650	287,2	14:16'24.864								

21/04/2024 P = Pits In/Out - C = Lap Time Cancelled

These data/results cannot be reproduced, stored and/or transmitted in whole or in part by any manner of electronic, mechanical, photocopying, recording, broadcasting or otherwise now known or herein after developed without the previous express consent by the copyright owner, except for reproduction in daily press and regular printed publications on sale to the public within 60 days of the event related to those data/results and always provided that copyright symbol appears together as follows below.

© DORNA WSBK ORGANIZATION Srl 2024



Pirelli Dutch Round, 19-21 April 2024
Chronological Analysis Race 2

TT Circuit Assen 4.542 m

Start at 14:00'16.350

3 / 4

11	31.564	14.379	28.471	22.371	1'36.785	290,3	14:18'01.649	2	31.796	14.337	27.790	22.441	1'36.364	291,1	14:03'36.506
12	32.016	14.491	28.237	22.299	1'37.043	292,7	14:19'38.692	3	31.704	14.226	27.973	22.187	1'36.090	292,7	14:05'12.596
13	31.640	14.370	28.168	22.458	1'36.636	291,9	14:21'15.328	4	31.544	14.377	27.985	22.179	1'36.085	291,1	14:06'48.681
14	31.781	14.369	28.101	22.247	1'36.498	292,7	14:22'51.826	5	31.447	14.309	27.848	22.063	1'35.667	288,0	14:08'24.348
15	31.546	14.310	28.021	22.149	1'36.026	295,9	14:24'27.852	6	31.456	14.281	27.988	22.180	1'35.905	288,8	14:10'00.253
16	31.566	14.282	27.921	22.297	1'36.066	290,3	14:26'03.918	7	31.410	14.332	27.936	22.028	1'35.706	285,7	14:11'35.959
17	31.484	14.246	27.898	22.106	1'35.734	293,5	14:27'39.652	8	31.500	14.242	27.897	22.170	1'35.809	288,0	14:13'11.768
18	31.698	14.176	27.981	22.269	1'36.124	294,3	14:29'15.776	9	31.395	14.593	28.393	22.251	1'36.632	288,8	14:14'48.400
19	31.816	14.245	28.121	22.315	1'36.497	292,7	14:30'52.273	10	31.731	14.940	28.394	22.538	1'37.603	287,2	14:16'26.003
20	31.752	14.240	28.059	22.442	1'36.493	297,5	14:32'28.766	11	31.891	14.495	28.537	22.539	1'37.462	285,0	14:18'03.465
21	31.811	14.204	28.197	22.376	1'36.588	297,5	14:34'05.354	12	32.000	14.693	28.456	22.624	1'37.773	288,8	14:19'41.238

Race Time 33'49.004

12° 31 G. GERLOFF (1'35.392)

Lap	Seg1	Seg2	Seg3	Seg4	Lap Time	km/h	Local Time
1		14.598	28.168	22.967	1'43.208	285,7	14:01'59.558
2	31.450	14.108	28.099	22.323	1'35.980	300,0	14:03'35.538
3	31.798	14.248	28.036	22.203	1'36.285	299,2	14:05'11.823
4	31.744	14.195	27.958	21.974	1'35.871	297,5	14:06'47.694
5	31.457	14.125	27.871	22.043	1'35.496	298,3	14:08'23.190
6	31.178	14.210	27.862	22.142	1'35.392	296,7	14:09'58.582
7	31.248	14.333	28.032	22.163	1'35.776	292,7	14:11'34.358
8	31.262	14.271	27.937	22.332	1'35.802	291,1	14:13'10.160
9	31.164	14.303	27.927	22.112	1'35.506	294,3	14:14'45.666
10	31.436	14.628	28.121	22.574	1'36.759	292,7	14:16'22.425
11	31.445	14.258	28.728	22.796	1'37.227	295,9	14:17'59.652
12	31.849	14.653	28.581	22.688	1'37.771	296,7	14:19'37.423
13	31.689	14.705	28.622	22.667	1'37.683	292,7	14:21'15.106
14	31.655	14.433	28.136	22.269	1'36.493	294,3	14:22'51.599
15	31.281	14.273	28.108	22.273	1'35.935	296,7	14:24'27.534
16	31.114	14.273	28.059	22.364	1'35.810	293,5	14:26'03.344
17	31.239	14.182	28.123	22.278	1'35.822	293,5	14:27'39.166
18	31.382	14.169	28.312	22.381	1'36.244	295,1	14:29'15.410
19	31.570	14.180	28.309	22.391	1'36.450	295,1	14:30'51.860
20	31.421	14.163	28.484	22.590	1'36.658	295,9	14:32'28.518
21	31.499	14.213	28.358	24.981	1'39.051	296,7	14:34'07.569

Race Time 33'51.219

13° 21 M. RINALDI (1'35.369)

Lap	Seg1	Seg2	Seg3	Seg4	Lap Time	km/h	Local Time
1		14.452	27.770	22.331	1'41.851	300,0	14:01'58.201
2	31.494	14.261	27.646	21.985	1'35.386	296,7	14:03'33.587
3	31.461	14.241	27.761	22.038	1'35.501	294,3	14:05'09.088
4	31.470	14.194	27.736	21.969	1'35.369	295,1	14:06'44.457
5	31.398	14.171	28.048	22.127	1'35.744	294,3	14:08'20.201
6	31.540	14.243	27.711	21.993	1'35.487	297,5	14:09'55.688
7	31.533	14.242	27.799	22.044	1'35.618	293,5	14:11'31.306
8	31.539	14.212	27.918	22.100	1'35.769	291,9	14:13'07.075
9	31.567	14.458	27.981	22.064	1'36.070	292,7	14:14'43.145
10	32.068	14.905	28.154	22.443	1'37.570	289,5	14:16'20.715
11	32.141	14.640	28.619	22.648	1'38.048	294,3	14:17'58.763
12	32.205	14.580	28.504	22.793	1'38.082	294,3	14:19'36.845
13	32.162	14.535	28.553	22.668	1'37.918	294,3	14:21'14.763
14	31.893	14.411	27.980	22.215	1'36.499	293,5	14:22'51.262
15	31.554	14.315	28.724	22.324	1'36.917	296,7	14:24'28.179
16	31.775	14.343	27.870	22.404	1'36.392	295,9	14:26'04.571
17	31.700	14.326	27.961	22.212	1'36.199	295,9	14:27'40.770
18	31.656	14.238	27.937	22.298	1'36.129	295,9	14:29'16.899
19	31.712	14.276	28.116	22.444	1'36.548	294,3	14:30'53.447
20	31.847	14.368	28.149	22.623	1'36.987	295,9	14:32'30.434
21	31.951	14.432	28.407	22.896	1'37.686	295,9	14:34'08.120

Race Time 33'51.770

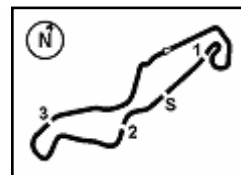
14° 5 P. OETTL (1'35.667)

Lap	Seg1	Seg2	Seg3	Seg4	Lap Time	km/h	Local Time
1		14.527	28.141	22.648	1'43.792	290,3	14:02'00.142

21/04/2024 P = Pits In/Out - C = Lap Time Cancelled

These data/results cannot be reproduced, stored and/or transmitted in whole or in part by any manner of electronic, mechanical, photocopying, recording, broadcasting or otherwise now known or herein after developed without the previous express consent by the copyright owner, except for reproduction in daily press and regular printed publications on sale to the public within 60 days of the event related to those data/results and always provided that copyright symbol appears together as follows below.

© DORNA WSBK ORGANIZATION Srl 2024



TT Circuit Assen 4.542 m

Pirelli Dutch Round, 19-21 April 2024
Chronological Analysis Race 2

Start at 14:00'16.350

4 / 4

17	31.906	14.462	28.218	22.816	1'37.402	291,1	14:27'53.771	8	31.128	14.048	27.779	22.295	1'35.250	289,5	14:13'02.267
18	31.950	14.324	28.215	22.556	1'37.045	295,1	14:29'30.816	9	31.362	14.234	27.943	22.100	1'35.639	288,0	14:14'37.906
19	31.756	14.322	28.256	22.599	1'36.933	295,9	14:31'07.749	10	1'19.412	15.703	31.079	23.896	2'30.090	284,2	14:17'07.996
20	31.869	14.386	28.118	22.474	1'36.847	295,1	14:32'44.596	11	33.730	15.202	29.292	23.033	1'41.257	285,0	14:18'49.253
21	31.584	14.270	28.163	22.577	1'36.594	296,7	14:34'21.190	12	32.280	14.882	28.754	23.195	1'39.111	285,7	14:20'28.364

Race Time 34'04.840

17° 28 B. RAY [1'36.320]

Lap	Seg1	Seg2	Seg3	Seg4	Lap Time	km/h	Local Time
1		14.544	28.134	22.590	1'43.473	291,9	14:01'59.823
2	31.693	14.249	27.977	22.401	1'36.320	292,7	14:03'36.143
3	31.730	14.273	28.006	22.363	1'36.372	291,1	14:05'12.515
4	31.998	14.301	27.987	22.496	1'36.782	290,3	14:06'49.297
5	31.704	14.339	27.996	22.460	1'36.499	294,3	14:08'25.796
6	31.760	14.311	28.009	22.328	1'36.408	290,3	14:10'02.204
7	31.537	14.357	28.033	22.506	1'36.433	286,5	14:11'38.637
8	31.659	14.355	28.184	23.086	1'37.284	288,0	14:13'15.921
9	31.828	14.487	28.142	22.558	1'37.015	290,3	14:14'52.936
10	32.158	14.753	28.534	22.717	1'38.162	288,8	14:16'31.098
11	31.968	14.634	28.792	22.732	1'38.126	289,5	14:18'09.224
12	31.973	14.547	28.367	22.977	1'37.864	286,5	14:19'47.088
13	31.806	14.433	28.731	22.636	1'37.606	286,5	14:21'24.694
14	31.772	14.577	28.370	22.868	1'37.587	287,2	14:23'02.281
15	31.945	14.418	28.246	22.751	1'37.360	289,5	14:24'39.641
16	31.847	14.399	28.165	22.566	1'36.977	291,1	14:26'16.618
17	32.116	14.473	28.334	22.474	1'37.397	290,3	14:27'54.015
18	32.053	14.421	28.346	22.601	1'37.421	289,5	14:29'31.436
19	31.773	14.364	28.454	22.745	1'37.336	289,5	14:31'08.772
20	31.638	14.409	28.409	22.729	1'37.185	290,3	14:32'45.957
21	31.879	14.375	28.485	23.049	1'37.788	286,5	14:34'23.735

Race Time 34'07.395

18° 47 A. BASSANI [1'35.091]

Lap	Seg1	Seg2	Seg3	Seg4	Lap Time	km/h	Local Time
1		14.532	28.313	22.441	1'43.170	294,3	14:01'59.520
2	31.225	14.215	28.156	22.068	1'35.664	297,5	14:03'35.184
3	31.383	14.176	27.750	21.992	1'35.301		14:05'10.485
4	31.335	14.116	27.725	21.915	1'35.091		14:06'45.576
5	31.090	14.248	27.787	38.526	1'51.651	295,9	14:08'37.227
6	32.285	14.355	28.034	22.250	1'36.924	291,1	14:10'14.151
7	31.651	14.569	28.108	22.411	1'36.739	288,8	14:11'50.890
8	31.626	14.459	28.251	22.569	1'36.905	287,2	14:13'27.795
9	31.540	14.547	28.083	22.439	1'36.609		14:15'04.404
10	31.860	14.751	28.499	22.518	1'37.628	291,9	14:16'42.032
11	32.103	14.522	28.422	22.479	1'37.526	290,3	14:18'19.558
12	32.268	14.709	28.473	22.589	1'38.039		14:19'57.597
13	31.768	14.593	28.424	22.593	1'37.378	289,5	14:21'34.975
14	31.677	14.470	28.216	22.487	1'36.850	295,1	14:23'11.825
15	31.508	14.425	28.091	22.465	1'36.489	290,3	14:24'48.314
16	31.639	14.363	28.009	22.374	1'36.385	291,1	14:26'24.699
17	31.464	14.342	28.137	22.207	1'36.150	291,9	14:28'00.849
18	31.573	14.302	28.237	22.298	1'36.410	291,1	14:29'37.259
19	31.810	14.434	28.364	22.632	1'37.240	287,2	14:31'14.499
20	31.799	14.489	28.557	22.438	1'37.283	291,1	14:32'51.782
21	31.890	14.411	28.547	22.528	1'37.376	291,9	14:34'29.158

Race Time 34'12.808

19° 65 J. REA [1'34.790]

Lap	Seg1	Seg2	Seg3	Seg4	Lap Time	km/h	Local Time
1		14.206	28.058	21.807	1'40.072	294,3	14:01'56.422
2	31.335	14.172	27.704	21.850	1'35.061	291,9	14:03'31.483
3	31.489	13.968	28.162	21.847	1'35.466	295,1	14:05'06.949
4	31.227	14.211	27.817	21.861	1'35.116	288,8	14:06'42.065
5	31.117	14.018	27.830	21.825	1'34.790	292,7	14:08'16.855
6	31.374	14.031	27.715	21.851	1'34.971	289,5	14:09'51.826
7	31.360	14.027	27.760	22.044	1'35.191	290,3	14:11'27.017

21/04/2024 P = Pits In/Out - C = Lap Time Cancelled

These data/results cannot be reproduced, stored and/or transmitted in whole or in part by any manner of electronic, mechanical, photocopying, recording, broadcasting or otherwise now known or herein after developed without the previous express consent by the copyright owner, except for reproduction in daily press and regular printed publications on sale to the public within 60 days of the event related to those data/results and always provided that copyright symbol appears together as follows below.

© DORNA WSBK ORGANIZATION Srl 2024

20° 27 A. NORRODIN [1'37.799]

Lap	Seg1	Seg2	Seg3	Seg4	Lap Time	km/h	Local Time
1		14.717	28.432	22.680	1'44.534	293,5	14:02'00.884
2	31.958	14.580	28.287	22.974	1'37.799	291,9	14:03'38.683
3	32.199	14.596	28.564	23.023	1'38.382	289,5	14:05'17.065
4	32.300	14.643	28.623	22.865	1'38.431	288,0	14:06'55.496
5	32.164	14.718	28.606	23.128	1'38.616		14:08'34.112
6	32.279	14.902	28.832	23.233	1'39.246	288,8	14:10'13.358
7	32.242	14.941	28.488	22.917	1'38.588	286,5	14:11'51.946
8	32.180	15.002	28.841	23.462	1'39.485	283,5	14:13'31.431
9	32.623	15.019	29.029	23.579	1'40.250	286,5	14:15'11.681
10	32.676	15.463	29.549	23.822	1'41.510	283,5	14:16'53.191
11	33.383	15.233	29.202	23.617	1'41.435	285,7	14:18'34.626
12	32.837	15.362	29.419	23.758	1'41.376	285,0	14:20'16.002
13	32.580	15.151	29.225	23.500	1'40.456	283,5	14:21'56.458
14	32.647	14.949	29.015	23.824	1'40.435	288,0	14:23'36.893
15	32.723	15.073	29.053	23.535	1'40.384	288,0	14:25'17.277
16	32.778	15.127	28.992	23.951	1'40.848	286,5	14:26'58.125
17	32.580	14.984	28.939	23.378	1'39.881	287,2	14:28'38.006
18	32.572	14.976	28.957	23.545	1'40.050	288,0	14:30'18.056
19	32.705	15.137	29.227	23.741	1'40.810	285,7	14:31'58.866
20	32.769	15.023	29.237	23.731	1'40.760	288,8	14:33'39.626
21	32.783	15.083	29.165	23.667	1'40.698	288,8	14:35'20.324

Race Time 35'03.974

RET 22 A. LOWES [1'34.804]

Lap	Seg1	Seg2	Seg3	Seg4	Lap Time	km/h	Local Time
1		14.272	28.071	22.069	1'41.060	295,9	14:01'57.410
2	31.245	14.071	27.783	21.888	1'34.987	297,5	14:03'32.397
3	31.462	14.060	27.682	21.875	1'35.079	294,3	14:05'07.476
4	31.266	14.076	27.730	21.732	1'34.804	294,3	14:06'42.280
5	31.380	14.069	27.776	22.062	1'35.287		14:08'17.567
6	31.304	13.976	27.708	21.839	1'34.827	289,5	14:09'52.394
7	31.183	14.139	27.910	21.820	1'35.052	293,5	14:11'27.446
8	31.153	14.048	27.777	22.128	1'35.106	291,1	14:13'02.552
9	31.347	14.207	27.864	22.037	1'35.455		14:14'38.007

Race Time 14'21.657

RET 45 S. REDDING

Lap	Seg1	Seg2	Seg3	Seg4	Lap Time	km/h	Local Time
1		14.622	28.105	22.296	1'42.278	291,9	14:01'58.628
2	31.451	14.083	27.664			296,7	

Race Time 1'42.278