

## Pirelli Dutch Round, 19–21 April 2024

### Biographical Entry List

No.	Rider (Abbreviation)	Age	Date of Birth	Place of Birth	Nat	Bike Team	Wins 2024	Podiums 2024	Pole 2024	Races 2024	Tyres	Class
1	<b>1</b> <b>BAUTISTA Alvaro</b> [Bau]	39	21/11/1984	Talavera de la Reina	ESP	<b>Ducati Panigale V4R</b> Arubait Racing - Ducati	60	93	10	175	Pirelli	
2	<b>5</b> <b>OETTL Philipp</b> [Oet]	27	03/05/1996	Bad Reichenhall	GER	<b>Yamaha YZF R1</b> GMT94 Yamaha				74	Pirelli	IND
3	<b>7</b> <b>LECUONA Iker</b> [Lec]	24	06/01/2000	Valencia	ESP	<b>Honda CBR1000 RR-R</b> Team HRC		1	1	68	Pirelli	
4	<b>11</b> <b>BULEGA Nicolo</b> [Bul]	24	16/10/1999	Montecchio Emilia	ITA	<b>Ducati Panigale V4R</b> Arubait Racing - Ducati	1	3	1	6	Pirelli	
5	<b>14</b> <b>LOWES Sam</b> [SLo]	33	14/09/1990	Lincoln	GBR	<b>Ducati Panigale V4R</b> ELF Marc VDS Racing Team				6	Pirelli	IND
6	<b>21</b> <b>RINALDI Michael Ruben</b> [Rin]	28	21/12/1995	Rimini	ITA	<b>Ducati Panigale V4R</b> Team Motocorsa Racing	5	23		192	Pirelli	IND
7	<b>22</b> <b>LOWES Alex</b> [ALo]	33	14/09/1990	Lincoln	GBR	<b>Kawasaki ZX-10RR</b> Kawasaki Racing Team WorldSBK	4	36	1	291	Pirelli	
8	<b>24</b> <b>SPINELLI Nicholas</b> [Spi]	22	11/06/2001	Atri	ITA	<b>Ducati Panigale V4R</b> Barni Spark Racing Team					Pirelli	IND
9	<b>27</b> <b>NORRODIN Adam</b> [Nor]	25	13/06/1998	Johor	MAS	<b>Honda CBR1000 RR-R</b> PETRONAS MIE Racing Honda				6	Pirelli	IND
10	<b>28</b> <b>RAY Bradley</b> [Ray]	26	16/05/1997	Ashford	GBR	<b>Yamaha YZF R1</b> Yamaha Motox Racing WorldSBK Team				32	Pirelli	IND
11	<b>29</b> <b>IANNONE Andrea</b> [Ian]	34	09/08/1989	Vasto	ITA	<b>Ducati Panigale V4R</b> Team GoEleven		2		6	Pirelli	IND
12	<b>31</b> <b>GERLOFF Garrett</b> [Ger]	28	01/08/1995	Tualatin	USA	<b>BMW M 1000 RR</b> Bonovo Action BMW		6	1	134	Pirelli	
13	<b>45</b> <b>REDDING Scott</b> [Red]	31	04/01/1993	Gloucester	GBR	<b>BMW M 1000 RR</b> Bonovo Action BMW	12	40	2	139	Pirelli	
14	<b>47</b> <b>BASSANI Axel</b> [Bas]	24	24/07/1999	Feltre	ITA	<b>Kawasaki ZX-10RR</b> Kawasaki Racing Team WorldSBK		6		115	Pirelli	
15	<b>53</b> <b>RABAT Tito</b> [Rab]	34	25/05/1989	Barcelona	ESP	<b>Kawasaki ZX-10RR</b> Kawasaki Puccetti Racing				62	Pirelli	IND
16	<b>54</b> <b>RAZGATLIOGLU Toprak</b> [Raz]	27	16/10/1996	Alanya	TUR	<b>BMW M 1000 RR</b> ROKiT BMW Motorrad WorldSBK Team	41	119	13	197	Pirelli	
17	<b>55</b> <b>LOCATELLI Andrea</b> [Loc]	27	16/10/1996	Alzano Lombardo	ITA	<b>Yamaha YZF R1</b> Pata Prometeon Yamaha		16		115	Pirelli	
18	<b>60</b> <b>VAN DER MARK Michael</b> [vdM]	31	26/10/1992	Gouda	NED	<b>BMW M 1000 RR</b> ROKiT BMW Motorrad WorldSBK Team	5	40	1	249	Pirelli	
19	<b>65</b> <b>REA Jonathan</b> [Rea]	37	02/02/1987	Ballymena	GBR	<b>Yamaha YZF R1</b> Pata Prometeon Yamaha	119	263	43	418	Pirelli	
20	<b>77</b> <b>AEGERTER Dominique</b> [Aeg]	33	30/09/1990	Röthenbach Im Emmental	SUI	<b>Yamaha YZF R1</b> GYTR GRT Yamaha WorldSBK Team		2		42	Pirelli	
21	<b>87</b> <b>GARDNER Remy</b> [Gar]	26	24/02/1998	Randwick	AUS	<b>Yamaha YZF R1</b> GYTR GRT Yamaha WorldSBK Team				41	Pirelli	
22	<b>95</b> <b>MACKENZIE Tarran</b> [Mac]	28	29/10/1995	Stirling	GBR	<b>Honda CBR1000 RR-R</b> PETRONAS MIE Racing Honda				9	Pirelli	IND
23	<b>97</b> <b>VIERGE Xavi</b> [Vie]	26	30/04/1997	Barcelona	ESP	<b>Honda CBR1000 RR-R</b> Team HRC		1		78	Pirelli	

## Pirelli Dutch Round, 19–21 April 2024

### Results Free Practice 1st Session

TT Circuit Assen 4.542 m

1 / 2

No.	Rider	Nat	Team	Bike	Class	Time	Gap	Rel.	Laps	Speed	
										Avg	Max
1	<b>54</b> T. RAZGATLIOGLU	TUR	ROKIT BMW Motorrad WorldSBK Team	BMW M1000 RR		<b>1'35.684</b>			13	170,888	<b>288,8</b>
2	<b>22</b> A. LOWES	GBR	Kawasaki Racing Team WorldSBK	Kawasaki ZX-10RR		<b>1'35.974</b>	0.290	0.290	9	170,371	<b>285,0</b>
3	<b>1</b> A. BAUTISTA	ESP	Aruba.it Racing - Ducati	Ducati Panigale V4R		<b>1'36.271</b>	0.587	0.297	12	169,846	<b>291,1</b>
4	<b>87</b> R. GARDNER	AUS	GYTR GRT Yamaha WorldSBK Team	Yamaha YZF R1		<b>1'36.282</b>	0.598	0.011	13	169,826	<b>281,3</b>
5	<b>65</b> J. REA	GBR	Pata Prometeon Yamaha	Yamaha YZF R1		<b>1'36.288</b>	0.604	0.006	8	169,816	<b>280,5</b>
6	<b>31</b> G. GERLOFF	USA	Bonovo Action BMW	BMW M1000 RR		<b>1'36.386</b>	0.702	0.098	11	169,643	<b>285,0</b>
7	<b>60</b> M. VAN DER MARK	NED	ROKIT BMW Motorrad WorldSBK Team	BMW M1000 RR		<b>1'36.405</b>	0.721	0.019	11	169,609	<b>284,2</b>
8	<b>14</b> S. LOWES	GBR	ELF Marc VDS Racing Team	Ducati Panigale V4R	IND	<b>1'36.532</b>	0.848	0.127	14	169,386	<b>285,0</b>
9	<b>29</b> A. IANNONE	ITA	Team GoEleven	Ducati Panigale V4R	IND	<b>1'36.535</b>	0.851	0.003	8	169,381	<b>291,1</b>
10	<b>11</b> N. BULEGA	ITA	Aruba.it Racing - Ducati	Ducati Panigale V4R		<b>1'36.558</b>	0.874	0.023	9	169,341	<b>289,5</b>
11	<b>77</b> D. AEGERTER	SUI	GYTR GRT Yamaha WorldSBK Team	Yamaha YZF R1		<b>1'36.602</b>	0.918	0.044	14	169,264	<b>286,5</b>
12	<b>97</b> X. VIERGE	ESP	Team HRC	Honda CBR1000 RR-R		<b>1'36.897</b>	1.213	0.295	14	168,748	<b>287,2</b>
13	<b>21</b> M. RINALDI	ITA	Team Motocorsa Racing	Ducati Panigale V4R	IND	<b>1'36.939</b>	1.255	0.042	11	168,675	<b>285,7</b>
14	<b>5</b> P. OETTL	GER	GMT94 Yamaha	Yamaha YZF R1	IND	<b>1'37.014</b>	1.330	0.075	13	168,545	<b>281,3</b>
15	<b>7</b> I. LECUONA	ESP	Team HRC	Honda CBR1000 RR-R		<b>1'37.110</b>	1.426	0.096	9	168,378	<b>285,0</b>
16	<b>53</b> T. RABAT	ESP	Kawasaki Puccetti Racing	Kawasaki ZX-10RR	IND	<b>1'37.214</b>	1.530	0.104	11	168,198	<b>284,2</b>
17	<b>55</b> A. LOCATELLI	ITA	Pata Prometeon Yamaha	Yamaha YZF R1		<b>1'37.227</b>	1.543	0.013	6	168,176	<b>282,0</b>
18	<b>45</b> S. REDDING	GBR	Bonovo Action BMW	BMW M1000 RR		<b>1'37.307</b>	1.623	0.080	10	168,037	<b>285,0</b>
19	<b>47</b> A. BASSANI	ITA	Kawasaki Racing Team WorldSBK	Kawasaki ZX-10RR		<b>1'37.554</b>	1.870	0.247	7	167,612	<b>285,7</b>
20	<b>28</b> B. RAY	GBR	Yamaha Motoxracing WorldSBK Team	Yamaha YZF R1	IND	<b>1'37.826</b>	2.142	0.272	8	167,146	<b>280,5</b>
21	<b>24</b> N. SPINELLI	ITA	Barni Spark Racing Team	Ducati Panigale V4R	IND	<b>1'38.077</b>	2.393	0.251	11	166,718	<b>286,5</b>
22	<b>95</b> T. MACKENZIE	GBR	PETRONAS MIE Racing Honda	Honda CBR1000 RR-R	IND	<b>1'38.089</b>	2.405	0.012	8	166,698	<b>283,5</b>
23	<b>27</b> A. NORRODIN	MAS	PETRONAS MIE Racing Honda	Honda CBR1000 RR-R	IND	<b>1'40.150</b>	4.466	2.061	11	163,267	<b>281,3</b>

Qualifying Lap Time [105% of 1'35.684]: 1'40.469

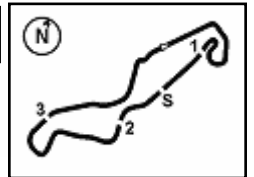
AIR	Humidity:	77%	Temp:	10°C
TRACK	Condition:	Wet	Temp:	12°C

Records	Pole	[SP]	2022	T.Razgatioglu	1'32.934	175,940	Km/h
	Race	[SPRC]	2022	A.Bautista	1'33.620	174,650	Km/h
	All Times	[SP]	2022	T.Razgatioglu	1'32.934	175,940	Km/h

Start 19/04/2024 10:20 End 11:09 The results are provisional until the end of the time limit for protests and appeals and the completion of the technical checks.

These data/results cannot be reproduced, stored and/or transmitted in whole or in part by any manner of electronic, mechanical, photocopying, recording, broadcasting or otherwise now known or herein after developed without the previous express consent by the copyright owner, except for reproduction in daily press and regular printed publications on sale to the public within 60 days of the event related to those data/results and always provided that copyright symbol appears together as follows below.

© DORNA WSBK ORGANIZATION Srl 2024



## Pirelli Dutch Round, 19–21 April 2024

### Results Free Practice 1st Session

#### Session Highlights

Local Time	No. Rider	Description
10.15.07		WET PRACTICE - LIGHTS ON
10.20.00		Start
10.20.13		WorldSBK Pit Intervention Time: 1min 1secs
10.22.23	<b>24</b> N. SPINELLI	Racelink should be OFF, please fix it before next run
10.34.55	<b>54</b> T. RAZGATLIOGLU	racelink gps bad quality, must be fixed before next run
10.52.06	<b>1</b> A. BAUTISTA	On Asphalt - Re-Joined - Turn 1
10.56.38	<b>11</b> N. BULEGA	On the Gravel - Turn 1
10.56.52	<b>11</b> N. BULEGA	Re-joined
10.59.02	<b>31</b> G. GERLOFF	Lap Cancelled [1'37.637] - Yellow Flag - Turn 1-2
10.59.07	<b>53</b> T. RABAT	Lap Cancelled [1'38.056] - Yellow Flag - Turn 1-2
10.59.12	<b>28</b> B. RAY	Lap Cancelled [1'44.280] - Yellow Flag - Turn 1-2
10.59.17	<b>11</b> N. BULEGA	Lap Cancelled [2'23.749] - Yellow Flag - Turn 1-2
10.59.22	<b>21</b> M. RINALDI	Lap Cancelled [1'40.832] - Yellow Flag - Turn 1-2
10.59.27	<b>1</b> A. BAUTISTA	Lap Cancelled [1'37.372] - Yellow Flag - Turn 1-2
10.59.32	<b>29</b> A. IANNONE	Lap Cancelled [1'37.246] - Yellow Flag - Turn 1-2
10.59.37	<b>27</b> A. NORRODIN	Lap Cancelled [1'40.908] - Yellow Flag - Turn 1-2
10.59.42	<b>77</b> D. AEGERTER	Lap Cancelled [1'38.668] - Yellow Flag - Turn 1-2
10.59.47	<b>5</b> P. OETTL	Lap Cancelled [1'38.116] - Yellow Flag - Turn 1-2
11.07.19	<b>60</b> M. VAN DER MARK	Lap Cancelled [1'39.272] - Exceeded Track Limits - Turn 18
11.09.28		End Of Session

#### Fastest Laps Sequence

No.	Rider	Nat	Team	Bike	Local Time	Time	Gap	Avg
<b>22</b>	A. LOWES	GBR	Kawasaki Racing Team WorldSBK	Kawasaki ZX-10RR	10:24'11.113	<b>1'44.491</b>		156,484
<b>22</b>	A. LOWES	GBR	Kawasaki Racing Team WorldSBK	Kawasaki ZX-10RR	10:25'51.453	<b>1'40.340</b>	-4.151	162,958
<b>54</b>	T. RAZGATLIOGLU	TUR	ROKIT BMW Motorrad WorldSBK Team	BMW M1000 RR	10:37'47.777	<b>1'38.324</b>	-2.016	166,299
<b>54</b>	T. RAZGATLIOGLU	TUR	ROKIT BMW Motorrad WorldSBK Team	BMW M1000 RR	10:39'25.442	<b>1'37.665</b>	-0.659	167,421
<b>54</b>	T. RAZGATLIOGLU	TUR	ROKIT BMW Motorrad WorldSBK Team	BMW M1000 RR	10:42'42.361	<b>1'37.024</b>	-0.641	168,527
<b>54</b>	T. RAZGATLIOGLU	TUR	ROKIT BMW Motorrad WorldSBK Team	BMW M1000 RR	10:45'59.371	<b>1'36.956</b>	-0.068	168,646
<b>22</b>	A. LOWES	GBR	Kawasaki Racing Team WorldSBK	Kawasaki ZX-10RR	10:57'17.187	<b>1'36.952</b>	-0.004	168,653
<b>97</b>	X. VIERGE	ESP	Team HRC	Honda CBR1000 RR-R	10:57'25.820	<b>1'36.939</b>	-0.013	168,675
<b>87</b>	R. GARDNER	AUS	GYTR GRT Yamaha WorldSBK Team	Yamaha YZF R1	10:57'44.009	<b>1'36.524</b>	-0.415	169,400
<b>22</b>	A. LOWES	GBR	Kawasaki Racing Team WorldSBK	Kawasaki ZX-10RR	10:58'53.546	<b>1'36.359</b>	-0.165	169,690
<b>22</b>	A. LOWES	GBR	Kawasaki Racing Team WorldSBK	Kawasaki ZX-10RR	11:00'29.520	<b>1'35.974</b>	-0.385	170,371
<b>54</b>	T. RAZGATLIOGLU	TUR	ROKIT BMW Motorrad WorldSBK Team	BMW M1000 RR	11:02'58.155	<b>1'35.777</b>	-0.197	170,722
<b>54</b>	T. RAZGATLIOGLU	TUR	ROKIT BMW Motorrad WorldSBK Team	BMW M1000 RR	11:04'33.864	<b>1'35.709</b>	-0.068	170,843
<b>54</b>	T. RAZGATLIOGLU	TUR	ROKIT BMW Motorrad WorldSBK Team	BMW M1000 RR	11:06'09.548	<b>1'35.684</b>	-0.025	170,888

Start 19/04/2024 10:20 End 11:09 The results are provisional until the end of the time limit for protests and appeals and the completion of the technical checks.

These data/results cannot be reproduced, stored and/or transmitted in whole or in part by any manner of electronic, mechanical, photocopying, recording, broadcasting or otherwise now known or herein after developed without the previous express consent by the copyright owner, except for reproduction in daily press and regular printed publications on sale to the public within 60 days of the event related to those data/results and always provided that copyright symbol appears together as follows below.

© DORNA WSBK ORGANIZATION Srl 2024

## Pirelli Dutch Round, 19–21 April 2024

### Best Sectors & Speed Free Practice 1st Session

BEST LAP		
1	<b>54</b> T. RAZGATLIOGLU	BMW M 1000 RR 1'35.684
2	<b>22</b> A. LOWES	Kawasaki ZX-10RR 1'35.974
3	<b>1</b> A. BAUTISTA	Ducati Panigale V4R 1'36.271
4	<b>87</b> R. GARDNER	Yamaha YZF R1 1'36.282
5	<b>65</b> J. REA	Yamaha YZF R1 1'36.288
6	<b>31</b> G. GERLOFF	BMW M 1000 RR 1'36.386
7	<b>60</b> M. VAN DER MARK	BMW M 1000 RR 1'36.405
8	<b>14</b> S. LOWES	Ducati Panigale V4R 1'36.532
9	<b>29</b> A. IANNONE	Ducati Panigale V4R 1'36.535
10	<b>11</b> N. BULEGA	Ducati Panigale V4R 1'36.558
11	<b>77</b> D. AEGERTER	Yamaha YZF R1 1'36.602
12	<b>97</b> X. VIERGE	Honda CBR1000 RR-R 1'36.897
13	<b>21</b> M. RINALDI	Ducati Panigale V4R 1'36.939
14	<b>5</b> P. OETTL	Yamaha YZF R1 1'37.014
15	<b>7</b> I. LECUONA	Honda CBR1000 RR-R 1'37.110
16	<b>53</b> T. RABAT	Kawasaki ZX-10RR 1'37.214
17	<b>55</b> A. LOCATELLI	Yamaha YZF R1 1'37.227
18	<b>45</b> S. REDDING	BMW M 1000 RR 1'37.307
19	<b>47</b> A. BASSANI	Kawasaki ZX-10RR 1'37.554
20	<b>28</b> B. RAY	Yamaha YZF R1 1'37.826
21	<b>24</b> N. SPINELLI	Ducati Panigale V4R 1'38.077
22	<b>95</b> T. MACKENZIE	Honda CBR1000 RR-R 1'38.089
23	<b>27</b> A. NORRODIN	Honda CBR1000 RR-R 1'40.150

SPEED		
1	<b>29</b> A. IANNONE	Ducati Panigale V4R 291,1
2	<b>1</b> A. BAUTISTA	Ducati Panigale V4R 291,1
3	<b>11</b> N. BULEGA	Ducati Panigale V4R 289,5
4	<b>54</b> T. RAZGATLIOGLU	BMW M 1000 RR 288,8
5	<b>97</b> X. VIERGE	Honda CBR1000 RR-R 287,2
6	<b>24</b> N. SPINELLI	Ducati Panigale V4R 286,5
7	<b>77</b> D. AEGERTER	Yamaha YZF R1 286,5
8	<b>21</b> M. RINALDI	Ducati Panigale V4R 285,7
9	<b>47</b> A. BASSANI	Kawasaki ZX-10RR 285,7
10	<b>45</b> S. REDDING	BMW M 1000 RR 285,0
11	<b>31</b> G. GERLOFF	BMW M 1000 RR 285,0
12	<b>7</b> I. LECUONA	Honda CBR1000 RR-R 285,0
13	<b>14</b> S. LOWES	Ducati Panigale V4R 285,0
14	<b>22</b> A. LOWES	Kawasaki ZX-10RR 285,0
15	<b>53</b> T. RABAT	Kawasaki ZX-10RR 284,2
16	<b>60</b> M. VAN DER MARK	BMW M 1000 RR 284,2
17	<b>95</b> T. MACKENZIE	Honda CBR1000 RR-R 283,5
18	<b>55</b> A. LOCATELLI	Yamaha YZF R1 282,0
19	<b>87</b> R. GARDNER	Yamaha YZF R1 281,3
20	<b>27</b> A. NORRODIN	Honda CBR1000 RR-R 281,3
21	<b>5</b> P. OETTL	Yamaha YZF R1 281,3
22	<b>65</b> J. REA	Yamaha YZF R1 280,5
23	<b>28</b> B. RAY	Yamaha YZF R1 280,5

SEG. 1			SEG. 2			SEG. 3			SEG. 4		
1	<b>54</b> T. RAZGATLIOGLU	31.333	1	<b>54</b> T. RAZGATLIOGLU	14.321	1	<b>60</b> M. VAN DER MARK	27.857	1	<b>54</b> T. RAZGATLIOGLU	22.042
2	<b>31</b> G. GERLOFF	31.360	2	<b>1</b> A. BAUTISTA	14.349	2	<b>22</b> A. LOWES	27.864	2	<b>29</b> A. IANNONE	22.056
3	<b>22</b> A. LOWES	31.397	3	<b>22</b> A. LOWES	14.446	3	<b>54</b> T. RAZGATLIOGLU	27.868	3	<b>14</b> S. LOWES	22.113
4	<b>65</b> J. REA	31.474	4	<b>87</b> R. GARDNER	14.453	4	<b>1</b> A. BAUTISTA	27.941	4	<b>87</b> R. GARDNER	22.160
5	<b>1</b> A. BAUTISTA	31.499	5	<b>29</b> A. IANNONE	14.472	5	<b>65</b> J. REA	27.951	5	<b>22</b> A. LOWES	22.192
6	<b>7</b> I. LECUONA	31.565	6	<b>77</b> D. AEGERTER	14.472	6	<b>87</b> R. GARDNER	27.987	6	<b>1</b> A. BAUTISTA	22.239
7	<b>87</b> R. GARDNER	31.573	7	<b>11</b> N. BULEGA	14.475	7	<b>31</b> G. GERLOFF	27.991	7	<b>65</b> J. REA	22.254
8	<b>60</b> M. VAN DER MARK	31.594	8	<b>60</b> M. VAN DER MARK	14.502	8	<b>11</b> N. BULEGA	27.992	8	<b>77</b> D. AEGERTER	22.322
9	<b>53</b> T. RABAT	31.609	9	<b>14</b> S. LOWES	14.525	9	<b>14</b> S. LOWES	28.003	9	<b>55</b> A. LOCATELLI	22.338
10	<b>97</b> X. VIERGE	31.627	10	<b>31</b> G. GERLOFF	14.535	10	<b>29</b> A. IANNONE	28.008	10	<b>60</b> M. VAN DER MARK	22.360
11	<b>77</b> D. AEGERTER	31.707	11	<b>65</b> J. REA	14.536	11	<b>21</b> M. RINALDI	28.052	11	<b>11</b> N. BULEGA	22.361
12	<b>95</b> T. MACKENZIE	31.716	12	<b>5</b> P. OETTL	14.554	12	<b>53</b> T. RABAT	28.092	12	<b>5</b> P. OETTL	22.402
13	<b>11</b> N. BULEGA	31.730	13	<b>45</b> S. REDDING	14.557	13	<b>77</b> D. AEGERTER	28.101	13	<b>31</b> G. GERLOFF	22.417
14	<b>5</b> P. OETTL	31.737	14	<b>21</b> M. RINALDI	14.582	14	<b>97</b> X. VIERGE	28.137	14	<b>45</b> S. REDDING	22.420
15	<b>29</b> A. IANNONE	31.752	15	<b>97</b> X. VIERGE	14.607	15	<b>7</b> I. LECUONA	28.184	15	<b>97</b> X. VIERGE	22.434
16	<b>45</b> S. REDDING	31.866	16	<b>55</b> A. LOCATELLI	14.639	16	<b>5</b> P. OETTL	28.187	16	<b>21</b> M. RINALDI	22.438
17	<b>21</b> M. RINALDI	31.867	17	<b>53</b> T. RABAT	14.652	17	<b>28</b> B. RAY	28.214	17	<b>47</b> A. BASSANI	22.585
18	<b>47</b> A. BASSANI	31.872	18	<b>7</b> I. LECUONA	14.676	18	<b>55</b> A. LOCATELLI	28.246	18	<b>53</b> T. RABAT	22.601
19	<b>55</b> A. LOCATELLI	31.880	19	<b>47</b> A. BASSANI	14.705	19	<b>45</b> S. REDDING	28.257	19	<b>7</b> I. LECUONA	22.606
20	<b>14</b> S. LOWES	31.891	20	<b>24</b> N. SPINELLI	14.712	20	<b>24</b> N. SPINELLI	28.305	20	<b>28</b> B. RAY	22.740
21	<b>28</b> B. RAY	31.936	21	<b>28</b> B. RAY	14.758	21	<b>95</b> T. MACKENZIE	28.363	21	<b>24</b> N. SPINELLI	22.868
22	<b>24</b> N. SPINELLI	32.053	22	<b>95</b> T. MACKENZIE	14.967	22	<b>47</b> A. BASSANI	28.392	22	<b>95</b> T. MACKENZIE	22.931
23	<b>27</b> A. NORRODIN	32.651	23	<b>27</b> A. NORRODIN	15.176	23	<b>27</b> A. NORRODIN	28.799	23	<b>27</b> A. NORRODIN	23.227

19/04/2024

These data/results cannot be reproduced, stored and/or transmitted in whole or in part by any manner of electronic, mechanical, photocopying, recording, broadcasting or otherwise now known or herein after developed without the previous express consent by the copyright owner, except for reproduction in daily press and regular printed publications on sale to the public within 60 days of the event related to those data/results and always provided that copyright symbol appears together as follows below.

© DORNA WSBK ORGANIZATION Srl 2024

## Pirelli Dutch Round, 19–21 April 2024

### Ideal Times Free Practice 1st Session

No.	Rider	Nat	Bike	Seg. 1	Seg. 2	Seg. 3	Seg. 4	Ideal Time		
				Diff. 1	Diff. 2	Diff. 3	Diff. 4	Best Lap	Pos.	Diff.
1	<b>54 T. RAZGATLIOGLU</b>	TUR	BMW M 1000 RR	<b>31.333</b> +0.001	<b>14.321</b>	27.868 +0.023	<b>22.042</b> +0.096	<b>1'35.564</b> 1'35.684	1	0.120
2	<b>22 A. LOWES</b>	GBR	Kawasaki ZX-10RR	31.397	14.446	27.864 +0.075	22.192	<b>1'35.899</b> 1'35.974	2	0.075
3	<b>1 A. BAUTISTA</b>	ESP	Ducati Panigale V4R	31.499	14.349	27.941 +0.171	22.239 +0.072	<b>1'36.028</b> 1'36.271	3	0.243
4	<b>87 R. GARDNER</b>	AUS	Yamaha YZF R1	31.573	14.453 +0.066	27.987 +0.043	22.160	<b>1'36.173</b> 1'36.282	4	0.109
5	<b>65 J. REA</b>	GBR	Yamaha YZF R1	31.474	14.536	27.951 +0.073	22.254	<b>1'36.215</b> 1'36.288	5	0.073
6	<b>29 A. IANNONE</b>	ITA	Ducati Panigale V4R	31.752 +0.065	14.472 +0.182	28.008	22.056	<b>1'36.288</b> 1'36.535	9	0.247
7	<b>31 G. GERLOFF</b>	USA	BMW M 1000 RR	31.360	14.535	27.991 +0.005	22.417 +0.078	<b>1'36.303</b> 1'36.386	6	0.083
8	<b>60 M. VAN DER MARK</b>	NED	BMW M 1000 RR	31.594 +0.047	14.502 +0.045	<b>27.857</b>	22.360	<b>1'36.313</b> 1'36.405	7	0.092
9	<b>14 S. LOWES</b>	GBR	Ducati Panigale V4R	31.891	14.525	28.003	22.113	<b>1'36.532</b> 1'36.532	8	
10	<b>11 N. BULEGA</b>	ITA	Ducati Panigale V4R	31.730	14.475	27.992	22.361	<b>1'36.558</b> 1'36.558	10	
11	<b>77 D. AEGERTER</b>	SUI	Yamaha YZF R1	31.707	14.472	28.101	22.322	<b>1'36.602</b> 1'36.602	11	
12	<b>97 X. VIERGE</b>	ESP	Honda CBR1000 RR-R	31.627	14.607	28.137	22.434 +0.092	<b>1'36.805</b> 1'36.897	12	0.092
13	<b>5 P. OETTL</b>	GER	Yamaha YZF R1	31.737	14.554 +0.122	28.187 +0.012	22.402	<b>1'36.880</b> 1'37.014	14	0.134
14	<b>21 M. RINALDI</b>	ITA	Ducati Panigale V4R	31.867	14.582	28.052	22.438	<b>1'36.939</b> 1'36.939	13	
15	<b>53 T. RABAT</b>	ESP	Kawasaki ZX-10RR	31.609 +0.151	14.652 +0.109	28.092	22.601	<b>1'36.954</b> 1'37.214	16	0.260
16	<b>7 I. LECUONA</b>	ESP	Honda CBR1000 RR-R	31.565 +0.079	14.676	28.184	22.606	<b>1'37.031</b> 1'37.110	15	0.079
17	<b>45 S. REDDING</b>	GBR	BMW M 1000 RR	31.866	14.557	28.257 +0.207	22.420	<b>1'37.100</b> 1'37.307	18	0.207
18	<b>55 A. LOCATELLI</b>	ITA	Yamaha YZF R1	31.880 +0.124	14.639	28.246	22.338	<b>1'37.103</b> 1'37.227	17	0.124
19	<b>47 A. BASSANI</b>	ITA	Kawasaki ZX-10RR	31.872	14.705	28.392	22.585	<b>1'37.554</b> 1'37.554	19	
20	<b>28 B. RAY</b>	GBR	Yamaha YZF R1	31.936	14.758	28.214 +0.178	22.740	<b>1'37.648</b> 1'37.826	20	0.178
21	<b>24 N. SPINELLI</b>	ITA	Ducati Panigale V4R	32.053 +0.029	14.712 +0.110	28.305	22.868	<b>1'37.938</b> 1'38.077	21	0.139
22	<b>95 T. MACKENZIE</b>	GBR	Honda CBR1000 RR-R	31.716	14.967 +0.061	28.363 +0.051	22.931	<b>1'37.977</b> 1'38.089	22	0.112
23	<b>27 A. NORRODIN</b>	MAS	Honda CBR1000 RR-R	32.651 +0.120	15.176	28.799	23.227 +0.177	<b>1'39.853</b> 1'40.150	23	0.297
<b>Overall Ideal Time</b>				31.333	14.321	27.857	22.042	<b>1'35.553</b>		

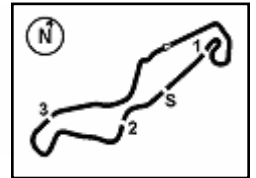
19/04/2024

These data/results cannot be reproduced, stored and/or transmitted in whole or in part by any manner of electronic, mechanical, photocopying, recording, broadcasting or otherwise now known or herein after developed without the previous express consent by the copyright owner, except for reproduction in daily press and regular printed publications on sale to the public within 60 days of the event related to those data/results and always provided that copyright symbol appears together as follows below.

© DORNA WSBK ORGANIZATION Srl 2024

FIGR PERUGIA TIMING





## Pirelli Dutch Round, 19-21 April 2024

### Chronological Analysis Free Practice 1st Session

1° 54 T. RAZGATLIOGLU [1'35.684]							
Lap	Seg1	Seg2	Seg3	Seg4	Lap Time	km/h	Local Time
1		16.888	30.733	24.916		270,7	
2	33.823	15.392	28.423	23.175	1'40.813	285,0	10:36'09.453
3	32.152	14.981	28.282	22.909	1'38.324	285,0	10:37'47.777
4	32.060	14.893	28.025	22.687	1'37.665	285,7	10:39'25.442
5	31.857	15.814	29.109	23.115	1'39.895	288,0	10:41'05.337
6	31.702	14.759	28.032	22.531	1'37.024	285,7	10:42'42.361
7	32.752	15.495	28.734	23.073	1'40.054	284,2	10:44'22.415
8	31.579	14.844	28.164	22.369	1'36.956	286,5	10:45'59.371
9	31.580	14.764	28.745	32.913	1'48.002P	<b>288,8</b>	10:47'47.373
10	10'52.012	15.268	28.747	22.595	11'58.622P	280,5	10:59'45.995
11	31.488	14.630	28.037	22.228	1'36.383	287,2	11:01'22.378
12	<b>31.333</b>	14.358	27.874	22.212	1'35.777	287,2	11:02'58.155
13	31.407	14.392	<b>27.868</b>	<b>22.042</b>	1'35.709	287,2	11:04'33.864
14	31.334	<b>14.321</b>	27.891	22.138	<b>1'35.684</b>	<b>288,8</b>	11:06'09.548

2° 22 A. LOWES [1'35.974]							
Lap	Seg1	Seg2	Seg3	Seg4	Lap Time	km/h	Local Time
1		17.506	31.697	26.100		238,4	
2	34.326	16.023	29.861	24.281	1'44.491	276,2	10:24'11.113
3	32.563	15.358	29.029	23.390	1'40.340	280,5	10:25'51.453
4	32.434	17.530	30.689	37.669	1'58.322P	282,0	10:27'49.775
5	26'44.308	15.172	28.311	22.669	27'50.460P	282,7	10:55'40.235
6	31.775	14.715	28.066	22.396	1'36.952	284,2	10:57'17.187
7	31.606	14.505	<b>27.864</b>	22.384	1'36.359	<b>285,0</b>	10:58'53.546
8	<b>31.397</b>	<b>14.446</b>	27.939	<b>22.192</b>	<b>1'35.974</b>	284,2	11:00'29.520
9	33.693	15.927	29.637	45.836	2'05.093P	262,8	11:02'34.613
10	2'01.820	14.883	28.405	22.498	3'07.606P	282,7	11:05'42.219

3° 1 A. BAUTISTA [1'36.271]							
Lap	Seg1	Seg2	Seg3	Seg4	Lap Time	km/h	Local Time
1		16.443	30.412	24.414		255,9	
2	33.738	15.430	28.733	23.072	1'40.973	284,2	10:48'28.662
3	32.398	14.964	28.321	22.853	1'38.536	287,2	10:50'07.198
4	32.081	14.777	28.387	22.905	1'38.150	289,5	10:51'45.348
5	36.298	14.843	30.208	23.471	1'44.820	288,0	10:53'30.168
6	32.274	14.572	28.425	22.730	1'38.001	289,5	10:55'08.169
7	32.102	14.761	28.388	23.309	1'38.560	<b>291,1</b>	10:56'46.729
8	32.025	14.629	28.212	22.506	1'37.372C	290,3	10:58'24.101
9	31.803	14.537	28.045	22.543	1'36.928	288,8	11:00'01.029
10	31.658	14.563	<b>27.941</b>	22.505	1'36.667	288,0	11:01'37.696
11	31.732	14.512	28.127	22.451	1'36.822	288,8	11:03'14.518
12	31.751	14.421	28.122	<b>22.239</b>	1'36.533	289,5	11:04'51.051
13	<b>31.499</b>	<b>14.349</b>	28.112	22.311	<b>1'36.271</b>	288,8	11:06'27.322

4° 87 R. GARDNER [1'36.282]							
Lap	Seg1	Seg2	Seg3	Seg4	Lap Time	km/h	Local Time
1		17.187	31.001	26.045		260,2	
2	33.596	15.815	29.455	23.966	1'42.832	276,9	10:42'53.048
3	36.619	15.615	28.989	23.781	1'45.004	276,2	10:44'38.052
4	32.299	15.146	28.432	23.406	1'39.283	277,6	10:46'17.335
5	32.175	15.024	28.320	22.966	1'38.485	279,8	10:47'55.820
6	32.043	14.691	28.158	22.789	1'37.681	<b>281,3</b>	10:49'33.501
7	31.991	15.541	30.454	24.223	1'42.209	278,4	10:51'15.710
8	32.027	14.564	28.121	22.677	1'37.389	<b>281,3</b>	10:52'53.099
9	32.048	14.499	28.082	22.621	1'37.250	280,5	10:54'30.349
10	31.694	14.580	28.231	22.631	1'37.136	280,5	10:56'07.485
11	31.651	14.503	<b>27.987</b>	22.383	1'36.524	<b>281,3</b>	10:57'44.009
12	31.646	<b>14.453</b>	28.043	32.339	1'46.481P	<b>281,3</b>	10:59'30.490
13	4'00.906	14.993	28.356	22.829	5'07.084P	279,1	11:04'37.574
14	<b>31.573</b>	14.519	28.030	<b>22.160</b>	<b>1'36.282</b>	280,5	11:06'13.856

5° 65 J. REA [1'36.288]							
Lap	Seg1	Seg2	Seg3	Seg4	Lap Time	km/h	Local Time
1		15.600	29.064	23.521		275,5	
2	32.483	15.177	28.363	22.875	1'38.898	277,6	10:48'55.184
3	31.880	14.776	28.212	22.733	1'37.601	279,8	10:50'32.785
4	31.758	14.751	28.894	31.946	1'47.349P	279,8	10:52'20.134
5	5'39.869	14.867	28.292	22.553	6'45.581P	278,4	10:59'05.715
6	31.824	14.721	<b>27.951</b>	22.437	1'36.933	279,8	11:00'42.648
7	31.668	14.614	28.031	22.255	1'36.568	279,8	11:02'19.216
8	31.596	14.610	28.093	22.347	1'36.646	279,8	11:03'55.862
9	<b>31.474</b>	<b>14.536</b>	28.024	<b>22.254</b>	<b>1'36.288</b>	<b>280,5</b>	11:05'32.150

6° 31 G. GERLOFF [1'36.386]							
Lap	Seg1	Seg2	Seg3	Seg4	Lap Time	km/h	Local Time
1		16.755	31.528	26.020		273,4	
2	34.294	15.801	29.443	24.098	1'43.636	282,0	10:49'57.336
3	32.537	15.120	28.713	23.319	1'39.689	283,5	10:51'37.025
4	32.097	14.933	28.443	23.689	1'39.162	284,2	10:53'16.187
5	31.831	14.939	28.263	22.793	1'37.826	<b>285,0</b>	10:54'54.013
6	31.897	15.548	28.300	22.852	1'38.597	<b>285,0</b>	10:56'32.610
7	31.918	14.885	28.236	22.598	1'37.637C	283,5	10:58'10.247
8	36.857	15.045	28.803	22.928	1'43.633	281,3	10:59'53.880
9	31.712	14.747	28.172	22.506	1'37.137	283,5	11:01'31.017
10	31.481	14.620	<b>27.991</b>	<b>22.417</b>	1'36.509	284,2	11:03'07.526
11	<b>31.360</b>	<b>14.535</b>	27.996	22.495	<b>1'36.386</b>	<b>285,0</b>	11:04'43.912
12	31.394	14.572	28.208	23.803	1'37.977	<b>285,0</b>	11:06'21.889

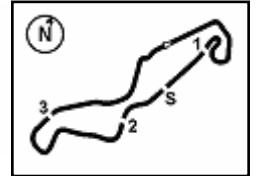
7° 60 M. VAN DER MARK [1'36.405]							
Lap	Seg1	Seg2	Seg3	Seg4	Lap Time	km/h	Local Time
1		16.589	29.625	24.017		251,2	
2	32.572	15.210	28.388	23.092	1'39.262	277,6	10:49'23.911
3	32.158	14.801	28.152	22.836	1'37.947	280,5	10:51'01.858
4	31.892	14.646	28.179	22.588	1'37.305	282,0	10:52'39.163
5	31.817	14.637	28.155	22.556	1'37.165	280,5	10:54'16.328
6	31.798	14.580	28.061	23.083	1'37.522	282,7	10:55'53.850
7	31.872	14.651	28.017	22.489	1'37.029	282,0	10:57'30.879
8	31.891	14.541	27.968	22.453	1'36.853	281,3	10:59'07.732
9	31.641	14.547	<b>27.857</b>	<b>22.360</b>	<b>1'36.405</b>	281,3	11:00'44.137
10	31.600	14.509	28.804	22.722	1'37.635	<b>284,2</b>	11:02'21.772
11	<b>31.594</b>	<b>14.502</b>	28.113	22.422	1'36.631	282,7	11:03'58.403
12	31.655	14.543	30.135	22.939	1'39.272C	279,1	11:05'37.675

8° 14 S. LOWES [1'36.532]							
Lap	Seg1	Seg2	Seg3	Seg4	Lap Time	km/h	Local Time
1		18.819	34.031	30.203		212,2	
2	37.881	16.788	31.541	25.525	1'51.735	240,5	10:34'59.738
3	34.517	15.962	29.492	24.484	1'44.455	267,3	10:36'44.193
4	42.083	16.973	30.608	34.908	2'04.572P	243,8	10:38'48.765
5	5'45.375	16.298	29.786	24.510	6'55.969P	264,7	10:45'44.734
6	33.270	15.660	28.765	23.773	1'41.468	279,8	10:47'26.202
7	32.704	15.195	28.671	23.219	1'39.789	282,0	10:49'05.991
8	33.204	14.912	28.771	23.115	1'40.002	282,7	10:50'45.993
9	32.434	14.860	28.311	22.797	1'38.402	283,5	10:52'24.395
10	33.730	14.905	29.169	22.769	1'40.573	279,8	10:54'04.968
11	32.056	14.662	28.143	22.536	1'37.397	284,2	10:55'42.365
12	32.001	14.692	28.203	22.442	1'37.338	284,2	10:57'19.703
13	41.304	15.089	30.249	33.580	2'00.222P	281,3	10:59'19.925
14	3'47.049	15.421	28.803	22.725	4'53.998P	276,9	11:04'13.923
15	<b>31.891</b>	<b>14.525</b>	<b>28.003</b>	<b>22.113</b>	<b>1'36.532</b>	<b>285,0</b>	11:05'50.455

19/04/2024 P = Pits In/Dut - C = Lap Time Cancelled

These data/results cannot be reproduced, stored and/or transmitted in whole or in part by any manner of electronic, mechanical, photocopying, recording, broadcasting or otherwise now known or herein after developed without the previous express consent by the copyright owner, except for reproduction in daily press and regular printed publications on sale to the public within 60 days of the event related to those data/results and always provided that copyright symbol appears together as follows below.

© DORNA WSBK ORGANIZATION Srl 2024



9° 29 A. IANNONE [1'36.535]							
Lap	Seg1	Seg2	Seg3	Seg4	Lap Time	km/h	Local Time
1		17.673	31.441	35.939		248,3	
2	6'02.002	16.926	31.474	23.534	7'13.936P	273,4	10:53'29.878
3	33.010	15.123	28.448	22.763	1'39.344	285,7	10:55'09.222
4	32.339	14.950	28.615	22.489	1'38.393	283,5	10:56'47.615
5	32.211	14.617	28.096	22.322	1'37.246C	288,8	10:58'24.861
6	31.879	14.718	28.115	22.323	1'37.035	288,8	11:00'01.896
7	<b>31.752</b>	<b>14.472</b>	28.067	22.334	1'36.625	<b>291,1</b>	11:01'38.521
8	31.817	14.654	<b>28.008</b>	<b>22.056</b>	<b>1'36.535</b>	288,8	11:03'15.056
9	32.849	15.624	32.111	29.368	1'49.952	262,8	11:05'05.008

10° 11 N. BULEGA [1'36.558]							
Lap	Seg1	Seg2	Seg3	Seg4	Lap Time	km/h	Local Time
1		17.107	31.387	25.134		251,7	
2	33.676	15.450	29.099	23.547	1'41.772	274,8	10:51'13.461
3	32.507	14.983	28.640	23.138	1'39.268	286,5	10:52'52.729
4	32.805	14.973	28.457	22.907	1'39.142	287,2	10:54'31.871
5	31.994	14.554	28.133	22.593	1'37.274	287,2	10:56'09.145
6	1'16.731	15.540	28.776	22.702	2'23.749C	273,4	10:58'32.894
7	31.787	14.634	28.120	22.668	1'37.209	287,2	11:00'10.103
8	32.698	15.374	28.448	22.506	1'39.026	279,1	11:01'49.129
9	<b>31.730</b>	<b>14.475</b>	<b>27.992</b>	<b>22.361</b>	<b>1'36.558</b>	288,8	11:03'25.687
10	31.875	14.480	28.189	22.444	1'36.988	<b>289,5</b>	11:05'02.675

11° 77 D. AEGERTER [1'36.602]							
Lap	Seg1	Seg2	Seg3	Seg4	Lap Time	km/h	Local Time
1		17.104	31.824	25.641		252,3	
2	34.427	15.864	29.933	24.268	1'44.492	276,2	10:45'09.543
3	33.534	15.500	29.174	23.744	1'41.952	279,8	10:46'51.495
4	32.624	15.248	28.491	23.075	1'39.438	279,1	10:48'30.933
5	32.444	15.371	28.960	23.233	1'40.008	277,6	10:50'10.941
6	32.404	15.290	28.713	25.085	1'41.492	284,2	10:51'52.433
7	32.130	14.763	28.462	22.780	1'38.135	282,0	10:53'30.568
8	32.507	15.100	28.551	22.775	1'38.933	282,7	10:55'09.501
9	32.282	14.918	28.617	25.068	1'40.885	<b>286,5</b>	10:56'50.386
10	32.094	14.803	28.588	23.183	1'38.668C	283,5	10:58'29.054
11	31.998	14.681	28.173	22.556	1'37.408	282,0	11:00'06.462
12	31.837	14.569	28.111	22.437	1'36.954	282,0	11:01'43.416
13	31.895	14.682	28.236	22.444	1'37.257	282,0	11:03'20.673
14	31.851	14.660	28.269	22.503	1'37.283	282,0	11:04'57.956
15	<b>31.707</b>	<b>14.472</b>	<b>28.101</b>	<b>22.322</b>	<b>1'36.602</b>	282,7	11:06'34.558

12° 97 X. VIERGE [1'36.897]							
Lap	Seg1	Seg2	Seg3	Seg4	Lap Time	km/h	Local Time
1		17.082	30.883	24.894		247,7	
2	33.350	15.993	28.914	23.873	1'42.130	281,3	10:44'18.812
3	32.383	15.356	28.663	23.234	1'39.636	279,8	10:45'58.448
4	32.154	15.043	28.593	23.157	1'38.947	282,7	10:47'37.395
5	31.953	15.028	28.470	23.101	1'38.552	282,0	10:49'15.947
6	32.127	14.811	28.328	23.672	1'38.938	283,5	10:50'54.885
7	31.898	14.800	28.336	23.075	1'38.109	286,5	10:52'32.994
8	31.780	14.881	28.678	23.112	1'38.451	285,7	10:54'11.445
9	31.808	14.636	28.222	22.770	1'37.436	285,7	10:55'48.881
10	31.698	14.634	28.173	<b>22.434</b>	1'36.939	286,5	10:57'25.820
11	32.685	14.886	28.503	22.675	1'38.749	282,7	10:59'04.569
12	31.677	14.613	28.226	22.592	1'37.108	286,5	11:00'41.677
13	35.916	14.935	28.302	22.629	1'41.782	282,7	11:02'23.459
14	<b>31.627</b>	<b>14.607</b>	<b>28.137</b>	<b>22.526</b>	<b>1'36.897</b>	<b>287,2</b>	11:04'00.356
15	39.259	18.575	31.701	23.719	1'53.254	222,2	11:05'53.610

13° 21 M. RINALDI [1'36.939]							
Lap	Seg1	Seg2	Seg3	Seg4	Lap Time	km/h	Local Time
1		16.290	29.780	24.344		273,4	
2	33.424	15.685	29.037	23.466	1'41.612	274,1	10:48'30.522
3	32.686	15.338	28.974	23.197	1'40.195	281,3	10:50'10.717
4	32.368	15.148	28.666	22.804	1'38.986	283,5	10:51'49.703
5	32.418	14.946	28.480	22.874	1'38.718	284,2	10:53'28.421
6	32.453	14.925	28.612	23.236	1'39.226	284,2	10:55'07.647
7	32.290	14.918	28.479	22.608	1'38.295	283,5	10:56'45.942
8	34.423	15.094	28.492	22.823	1'40.832C	<b>285,7</b>	10:58'26.774
9	32.122	14.741	28.162	22.547	1'37.572	282,0	11:00'04.346
10	32.092	14.631	28.210	22.493	1'37.426	281,3	11:01'41.772
11	32.057	14.680	30.536	25.594	1'42.867	281,3	11:03'24.639
12	<b>31.867</b>	<b>14.582</b>	<b>28.052</b>	<b>22.438</b>	<b>1'36.939</b>	283,5	11:05'01.578

14° 5 P. OETTL [1'37.014]							
Lap	Seg1	Seg2	Seg3	Seg4	Lap Time	km/h	Local Time
1		16.983	30.787	25.352		251,7	
2	35.804	16.272	29.961	24.492	1'46.529	274,1	10:33'28.262
3	33.694	15.672	29.368	23.906	1'42.640	276,9	10:35'10.902
4	33.153	15.455	29.327	23.567	1'41.502	278,4	10:36'52.404
5	32.747	15.261	28.978	23.692	1'40.678	279,1	10:38'33.082
6	42.623	17.316	30.406	34.413	2'04.758P	270,7	10:40'37.840
7	11'48.498	15.271	29.063	23.873	12'56.705P	279,1	10:53'34.545
8	32.737	15.030	28.765	23.166	1'39.698	278,4	10:55'14.243
9	32.344	14.878	28.349	23.120	1'38.691	279,1	10:56'52.934
10	32.222	14.827	28.297	22.770	1'38.116C	280,5	10:58'31.050
11	31.935	14.725	28.608	25.014	1'40.282	<b>281,3</b>	11:00'11.332
12	32.226	14.837	28.554	22.675	1'38.292	279,1	11:01'49.624
13	<b>31.737</b>	14.676	28.199	<b>22.402</b>	<b>1'37.014</b>	279,8	11:03'26.638
14	31.807	<b>14.554</b>	<b>28.187</b>	22.645	1'37.193	280,5	11:05'03.831

15° 7 I. LECUONA [1'37.110]							
Lap	Seg1	Seg2	Seg3	Seg4	Lap Time	km/h	Local Time
1		16.733	30.263	25.480		269,3	
2	33.237	15.658	28.788	23.959	1'41.642	282,0	10:47'21.399
3	32.510	15.687	28.548	23.297	1'40.042	274,1	10:49'01.441
4	32.136	15.039	28.351	23.010	1'38.536	283,5	10:50'39.977
5	32.019	17.597	29.024	23.193	1'41.833	283,5	10:52'21.810
6	31.833	14.915	28.274	22.758	1'37.780	283,5	10:53'59.590
7	31.846	14.814	28.968	33.258	1'48.886P	283,5	10:55'48.476
8	4'57.686	15.208	28.361	23.108	6'04.363P	282,7	11:01'52.839
9	<b>31.565</b>	14.809	28.386	22.796	1'37.556	<b>285,0</b>	11:03'30.395
10	31.644	<b>14.676</b>	<b>28.184</b>	<b>22.606</b>	<b>1'37.110</b>	284,2	11:05'07.505

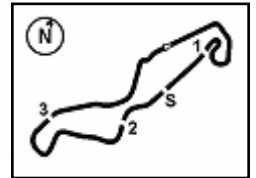
16° 53 T. RABAT [1'37.214]							
Lap	Seg1	Seg2	Seg3	Seg4	Lap Time	km/h	Local Time
1		17.125	31.043	25.881		266,0	
2	35.193	16.257	30.018	24.509	1'45.977	276,2	10:49'50.637
3	33.499	15.363	29.307	23.962	1'42.131	281,3	10:51'32.768
4	32.893	15.444	29.003	23.384	1'40.724	281,3	10:53'13.492
5	32.515	14.997	28.597	23.261	1'39.370	282,7	10:54'52.862
6	34.936	15.403	28.667	23.046	1'42.052	281,3	10:56'34.914
7	31.884	14.916	28.328	22.928	1'38.056C	282,7	10:58'12.970
8	34.803	15.055	28.624	23.066	1'41.548	282,0	10:59'54.518
9	31.760	14.761	<b>28.092</b>	<b>22.601</b>	<b>1'37.214</b>	<b>284,2</b>	11:01'31.732
10	31.871	14.815	28.182	22.615	1'37.483	282,0	11:03'09.215
11	<b>31.609</b>	<b>14.652</b>	28.279	22.759	1'37.299	283,5	11:04'46.514
12	31.822	14.735	28.357	26.549	1'41.463	282,7	11:06'27.977

17° 55 A. LOCATELLI [1'37.227]							
Lap	Seg1	Seg2	Seg3	Seg4	Lap Time	km/h	Local Time

19/04/2024 P = Pits In/Out - C = Lap Time Cancelled

These data/results cannot be reproduced, stored and/or transmitted in whole or in part by any manner of electronic, mechanical, photocopying, recording, broadcasting or otherwise now known or herein after developed without the previous express consent by the copyright owner, except for reproduction in daily press and regular printed publications on sale to the public within 60 days of the event related to those data/results and always provided that copyright symbol appears together as follows below.

© DORNA WSBK ORGANIZATION Srl 2024



## Pirelli Dutch Round, 19-21 April 2024

### Chronological Analysis Free Practice 1st Session

1	16.056	30.271	23.625	268,0			
2	34.362	15.485	28.881	23.026	1'41.754	271,4	10:50'16.563
3	32.627	15.040	28.672	32.302	1'48.641P	277,6	10:52'05.204
4	7'36.064	15.010	28.518	22.578	8'42.170P	277,6	11:00'47.374
5	36.705	14.859	28.304	22.726	1'42.594	278,4	11:02'29.968
6	<b>31.880</b>	14.723	28.292	22.500	1'37.395	280,5	11:04'07.363
7	32.004	<b>14.639</b>	<b>28.246</b>	<b>22.338</b>	<b>1'37.227</b>	<b>282,0</b>	11:05'44.590

1	19.019	30.789	25.068	250,6			
2	34.023	16.025	29.456	24.158	1'43.662	274,8	10:50'54.952
3	32.960	15.681	29.054	23.930	1'41.625	279,1	10:52'36.577
4	36.675	15.520	29.097	33.133	1'54.425P	279,1	10:54'31.002
5	3'51.272	15.659	29.082	23.653	4'59.666P	273,4	10:59'30.668
6	32.071	15.144	28.465	23.318	1'38.998	281,3	11:01'09.666
7	32.407	<b>14.967</b>	28.515	23.213	1'39.102	278,4	11:02'48.768
8	31.941	14.968	<b>28.363</b>	22.979	1'38.251	282,7	11:04'27.019
9	<b>31.716</b>	15.028	28.414	<b>22.931</b>	<b>1'38.089</b>	<b>283,5</b>	11:06'05.108

#### 18° 45 S. REDDING (1'37.307)

Lap	Seg.1	Seg.2	Seg.3	Seg.4	Lap Time	km/h	Local Time
1		16.482	30.560	25.267	266,7		
2	33.717	15.566	29.216	23.468	1'41.967	278,4	10:47'13.989
3	36.485	15.141	28.860	23.239	1'43.725	282,0	10:48'57.714
4	32.417	14.944	28.581	32.314	1'48.256P	282,7	10:50'45.970
5	4'06.267	15.196	28.906	23.186	5'13.555P	280,5	10:55'59.525
6	32.277	14.773	28.449	22.810	1'38.309	282,7	10:57'37.834
7	32.040	14.633	28.430	22.756	1'37.859	283,5	10:59'15.693
8	32.159	14.819	28.487	22.833	1'38.298	282,7	11:00'53.991
9	31.890	14.671	28.397	22.609	1'37.567	283,5	11:02'31.558
10	31.912	14.647	<b>28.257</b>	22.516	1'37.332	<b>285,0</b>	11:04'08.890
11	<b>31.866</b>	<b>14.557</b>	28.464	<b>22.420</b>	<b>1'37.307</b>	283,5	11:05'46.197

#### 23° 27 A. NORRODIN (1'40.150)

Lap	Seg.1	Seg.2	Seg.3	Seg.4	Lap Time	km/h	Local Time
1		19.302	35.905	38.212	215,6		
2	22'59.402	17.325	31.319	26.099	24'14.145P	255,9	10:48'14.036
3	34.618	15.804	29.466	24.312	1'44.200	273,4	10:49'58.236
4	33.501	15.604	29.766	24.331	1'43.202	277,6	10:51'41.438
5	33.794	15.639	29.537	24.285	1'43.255	277,6	10:53'24.693
6	33.922	15.341	29.460	24.137	1'42.860	279,8	10:55'07.553
7	33.234	15.275	28.872	23.523	1'40.904	279,8	10:56'48.457
8	33.063	15.255	28.869	23.721	1'40.908C	<b>281,3</b>	10:58'29.365
9	32.771	<b>15.176</b>	<b>28.799</b>	23.404	<b>1'40.150</b>	277,6	11:00'09.515
10	32.974	15.631	29.138	23.444	1'41.187	275,5	11:01'50.702
11	<b>32.651</b>	15.196	29.353	<b>23.227</b>	1'40.427	277,6	11:03'31.129
12	32.743	15.180	28.841	23.605	1'40.369	279,1	11:05'11.498

#### 19° 47 A. BASSANI (1'37.554)

Lap	Seg.1	Seg.2	Seg.3	Seg.4	Lap Time	km/h	Local Time
1		15.619	30.723	23.783	275,5		
2	33.002	14.934	28.838	23.330	1'40.104	279,8	10:55'46.499
3	32.373	14.818	28.598	22.973	1'38.762	281,3	10:57'25.261
4	32.106	14.747	28.505	22.786	1'38.144	282,7	10:59'03.405
5	31.958	14.722	28.431	22.597	1'37.708	276,9	11:00'41.113
6	34.111	14.773	29.228	22.932	1'41.044	279,8	11:02'22.157
7	<b>31.872</b>	<b>14.705</b>	<b>28.392</b>	<b>22.585</b>	<b>1'37.554</b>	<b>285,7</b>	11:03'59.711
8	37.761	14.916	29.005	23.745	1'45.427	280,5	11:05'45.138

#### 20° 28 B. RAY (1'37.826)

Lap	Seg.1	Seg.2	Seg.3	Seg.4	Lap Time	km/h	Local Time
1		17.328	33.299	35.937	266,0		
2	29'34.758	16.551	30.756	24.850	30'46.915P	271,4	10:53'16.126
3	33.390	15.350	29.523	23.818	1'42.081	276,2	10:54'58.207
4	32.490	15.135	28.892	23.232	1'39.749	276,9	10:56'37.956
5	32.818	17.614	30.425	23.423	1'44.280C	276,9	10:58'22.236
6	32.170	14.945	28.680	22.982	1'38.777	276,2	11:00'01.013
7	32.009	14.773	<b>28.214</b>	23.173	1'38.169	279,8	11:01'39.182
8	<b>31.936</b>	<b>14.758</b>	28.392	<b>22.740</b>	<b>1'37.826</b>	<b>280,5</b>	11:03'17.008
9	35.134	16.117	29.235	23.638	1'44.124	255,9	11:05'01.132

#### 21° 24 N. SPINELLI (1'38.077)

Lap	Seg.1	Seg.2	Seg.3	Seg.4	Lap Time	km/h	Local Time
1		18.854	34.834	35.824	242,7		
2	25'30.521	16.440	30.463	25.231	26'42.655P	263,4	10:49'05.670
3	34.576	15.792	29.546	24.074	1'43.988	274,8	10:50'49.658
4	33.606	15.438	28.962	23.648	1'41.654	281,3	10:52'31.312
5	32.944	15.150	29.201	23.337	1'40.632	285,7	10:54'11.944
6	32.493	14.962	28.642	23.151	1'39.248	<b>286,5</b>	10:55'51.192
7	32.312	15.023	28.718	23.398	1'39.451	284,2	10:57'30.643
8	32.678	15.245	30.347	27.544	1'45.814	277,6	10:59'16.457
9	32.328	14.758	28.376	22.904	1'38.366	285,0	11:00'54.823
10	<b>32.053</b>	14.847	28.430	22.903	1'38.233	285,7	11:02'33.056
11	32.159	<b>14.712</b>	28.483	22.947	1'38.301	285,0	11:04'11.357
12	32.082	14.822	<b>28.305</b>	<b>22.868</b>	<b>1'38.077</b>	283,5	11:05'49.434

#### 22° 95 T. MACKENZIE (1'38.089)

Lap	Seg.1	Seg.2	Seg.3	Seg.4	Lap Time	km/h	Local Time
-----	-------	-------	-------	-------	----------	------	------------

19/04/2024 P = Pits In/Out - C = Lap Time Cancelled

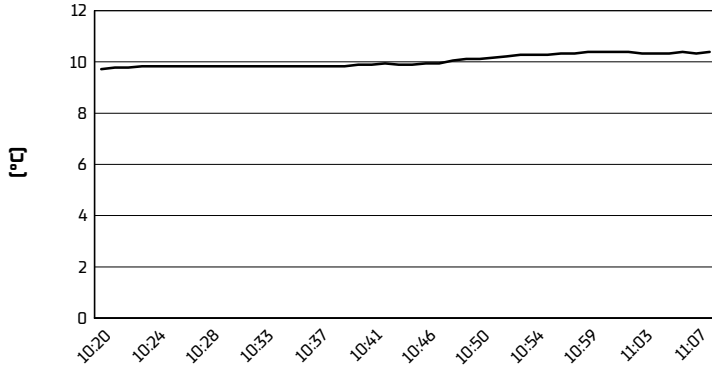
These data/results cannot be reproduced, stored and/or transmitted in whole or in part by any manner of electronic, mechanical, photocopying, recording, broadcasting or otherwise now known or herein after developed without the previous express consent by the copyright owner, except for reproduction in daily press and regular printed publications on sale to the public within 60 days of the event related to those data/results and always provided that copyright symbol appears together as follows below.

© DORNA WSBK ORGANIZATION Srl 2024

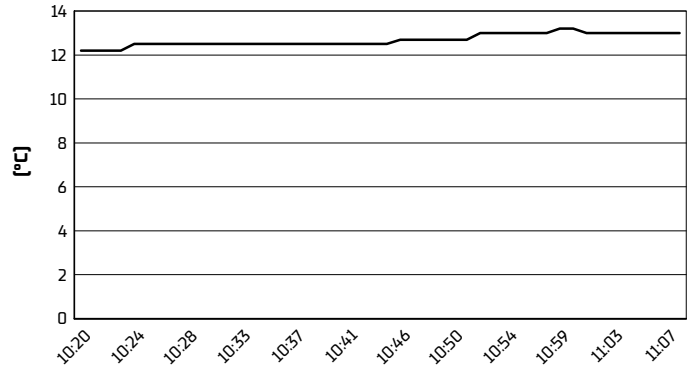


**Pirelli Dutch Round, 19-21 April 2024**  
**Weather Report Free Practice 1st Session**  
Session started 10:20 - Session ended 11:09

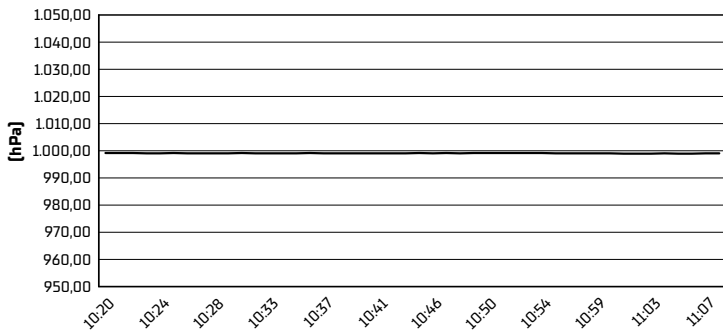
**Air Temperature**



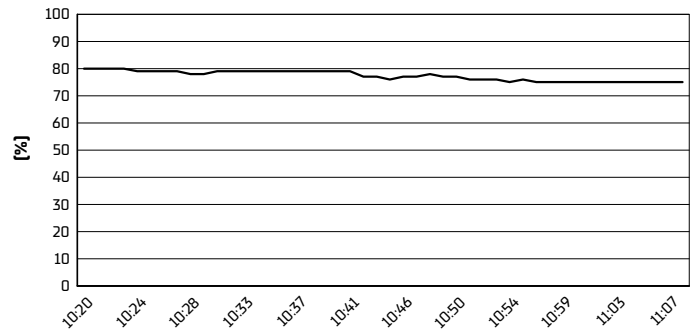
**Track Temperature**



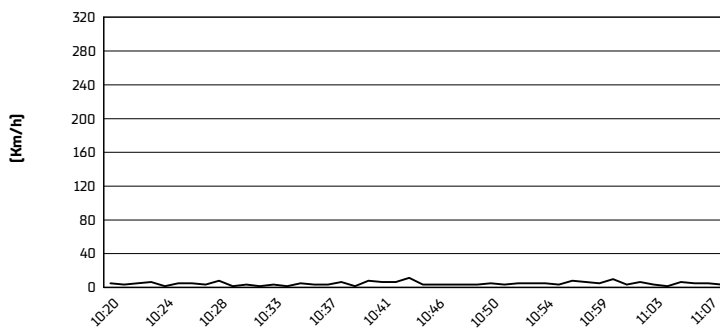
**Air Pressure**



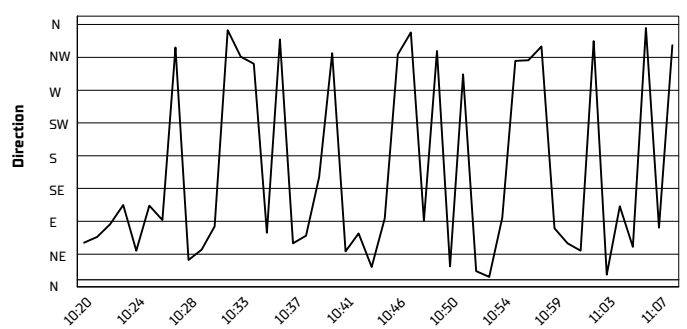
**Humidity**



**Wind Speed**



**Wind Direction**



19/04/2024

These data/results cannot be reproduced, stored and/or transmitted in whole or in part by any manner of electronic, mechanical, photocopying, recording, broadcasting or otherwise now known or herein after developed without the previous express consent by the copyright owner, except for reproduction in daily press and regular printed publications on sale to the public within 60 days of the event related to those data/results and always provided that copyright symbol appears together as follows below.

© DORNA WSBK ORGANIZATION Srl 2024