

No.	Rider	Nat	Team	Bike	Class	Time	Gap	Rel.	Laps	Speed	
										Avg	Max
1	1 A. BAUTISTA	ESP	Aruba.it Racing - Ducati	Ducati Panigale V4R		1'35.473			14	171,265	291,1
2	54 T. RAZGATLIOGLU	TUR	ROKIT BMW Motorrad WorldSBK Team	BMW M1000 RR		1'35.750	0.277	0.277	17	170,770	291,1
3	87 R. GARDNER	AUS	GYTR GRT Yamaha WorldSBK Team	Yamaha YZF R1		1'35.827	0.354	0.077	17	170,632	282,0
4	21 M. RINALDI	ITA	Team Motocorsa Racing	Ducati Panigale V4R	IND	1'35.919	0.446	0.092	15	170,469	286,5
5	65 J. REA	GBR	Pata Prometeon Yamaha	Yamaha YZF R1		1'35.922	0.449	0.003	10	170,464	280,5
6	11 N. BULEGA	ITA	Aruba.it Racing - Ducati	Ducati Panigale V4R		1'35.941	0.468	0.019	14	170,430	291,1
7	14 S. LOWES	GBR	ELF Marc VDS Racing Team	Ducati Panigale V4R	IND	1'36.066	0.593	0.125	15	170,208	286,5
8	60 M. VAN DER MARK	NED	ROKIT BMW Motorrad WorldSBK Team	BMW M1000 RR		1'36.127	0.654	0.061	9	170,100	286,5
9	77 D. AEGERTER	SUI	GYTR GRT Yamaha WorldSBK Team	Yamaha YZF R1		1'36.216	0.743	0.089	14	169,943	286,5
10	29 A. IANNONE	ITA	Team GoEleven	Ducati Panigale V4R	IND	1'36.249	0.776	0.033	12	169,884	288,8
11	5 P. OETTL	GER	GMT94 Yamaha	Yamaha YZF R1	IND	1'36.401	0.928	0.152	19	169,616	279,8
12	45 S. REDDING	GBR	Bonovo Action BMW	BMW M1000 RR		1'36.725	1.252	0.324	10	169,048	284,2
13	53 T. RABAT	ESP	Kawasaki Puccetti Racing	Kawasaki ZX-10RR	IND	1'36.834	1.361	0.109	12	168,858	285,0
14	7 I. LECUONA	ESP	Team HRC	Honda CBR1000 RR-R		1'36.955	1.482	0.121	11	168,647	286,5
15	31 G. GERLOFF	USA	Bonovo Action BMW	BMW M1000 RR		1'37.097	1.624	0.142	11	168,401	287,2
16	22 A. LOWES	GBR	Kawasaki Racing Team WorldSBK	Kawasaki ZX-10RR		1'37.177	1.704	0.080	11	168,262	287,2
17	47 A. BASSANI	ITA	Kawasaki Racing Team WorldSBK	Kawasaki ZX-10RR		1'37.240	1.767	0.063	6	168,153	287,2
18	55 A. LOCATELLI	ITA	Pata Prometeon Yamaha	Yamaha YZF R1		1'37.257	1.784	0.017	12	168,124	285,0
19	97 X. VIERGE	ESP	Team HRC	Honda CBR1000 RR-R		1'37.956	2.483	0.699	13	166,924	288,0
20	28 B. RAY	GBR	Yamaha Motoxracing WorldSBK Team	Yamaha YZF R1	IND	1'38.351	2.878	0.395	13	166,254	277,6
21	95 T. MACKENZIE	GBR	PETRONAS MIE Racing Honda	Honda CBR1000 RR-R	IND	1'38.933	3.460	0.582	10	165,275	282,0
22	24 N. SPINELLI	ITA	Barni Spark Racing Team	Ducati Panigale V4R	IND	1'40.114	4.641	1.181	9	163,326	281,3
----- Out 105% in this Session -----											
23	27 A. NORRODIN	MAS	PETRONAS MIE Racing Honda	Honda CBR1000 RR-R	IND	1'42.021	6.548	1.907	14	160,273	279,1

Qualifying Lap Time (105% of 1'35.473): 1'40.247

AIR	Humidity:	72%	Temp:	9°C
TRACK	Condition:	Dry	Temp:	16°C

Records	Pole	(SP)	2022	T.Razgatioglu	1'32.934	175,940	Km/h
	Race	(SPRC)	2022	A.Bautista	1'33.620	174,650	Km/h
	All Times	(SP)	2022	T.Razgatioglu	1'32.934	175,940	Km/h

Start 19/04/2024 15:00 End 15:58 The results are provisional until the end of the time limit for protests and appeals and the completion of the technical checks.

These data/results cannot be reproduced, stored and/or transmitted in whole or in part by any manner of electronic, mechanical, photocopying, recording, broadcasting or otherwise now known or herein after developed without the previous express consent by the copyright owner, except for reproduction in daily press and regular printed publications on sale to the public within 60 days of the event related to those data/results and always provided that copyright symbol appears together as follows below.

© DORNA WSBK ORGANIZATION Srl 2024

Pirelli Dutch Round, 19–21 April 2024

Results Free Practice 2nd Session

Session Highlights

Local Time	No. Rider	Description
14.55.12		Patches of water in some parts of the circuit
15.00.00		Start
15.00.07		WorldSBK Pit Intervention Time: 1min 1secs
15.09.35	55 A. LOCATELLI	Lap Cancelled [1'40.961] - Exceeded Track Limits - Turn 18
15.12.33	55 A. LOCATELLI	Lap Cancelled [1'42.685] - Exceeded Track Limits - Turn 7
15.15.19	53 T. RABAT	Lap Cancelled [1'48.303] - Exceeded Track Limits - Turn 7
15.17.01	53 T. RABAT	On Asphalt - Re-Joined - Turn 1
15.20.15	77 D. AEGERTER	On Asphalt - Re-Joined - Turn 1
15.22.38	1 A. BAUTISTA	Lap Cancelled [1'36.994] - Exceeded Track Limits - Turn 17
15.23.18	45 S. REDDING	On Asphalt - Re-Joined - Turn 1
15.28.08		RED FLAG
15.31.49		Super defender in turn 8 must be repositioned
15.35.47		DROPS of RAIN in All Sectors
15.37.00		Session Restart
15.45.26		WorldSSP SP Pit Lane will open at 16.05
15.53.50	54 T. RAZGATLIOGLU	Lap Cancelled [1'48.662] - Exceeded Track Limits - Turn 7
15.58.37		End Of Session

Fastest Laps Sequence

No.	Rider	Nat	Team	Bike	Local Time	Time	Gap	Avg
5	P. OETTL	GER	GMT94 Yamaha	Yamaha YZF R1	15:04'56.077	1'42.198		159,995
5	P. OETTL	GER	GMT94 Yamaha	Yamaha YZF R1	15:06'36.969	1'40.892	-1.306	162,066
53	T. RABAT	ESP	Kawasaki Puccetti Racing	Kawasaki ZX-10RR	15:07'52.676	1'40.241	-0.651	163,119
53	T. RABAT	ESP	Kawasaki Puccetti Racing	Kawasaki ZX-10RR	15:09'31.635	1'38.959	-1.282	165,232
54	T. RAZGATLIOGLU	TUR	RQKIT BMW Motorrad WorldSBK Team	BMW M1000 RR	15:10'10.269	1'37.458	-1.501	167,777
55	A. LOCATELLI	ITA	Pata Prometeon Yamaha	Yamaha YZF R1	15:13'45.493	1'37.257	-0.201	168,124
22	A. LOWES	GBR	Kawasaki Racing Team WorldSBK	Kawasaki ZX-10RR	15:14'12.141	1'37.177	-0.080	168,262
21	M. RINALDI	ITA	Team Motocorsa Racing	Ducati Panigale V4R	15:14'12.399	1'36.666	-0.511	169,152
11	N. BULEGA	ITA	Aruba.it Racing - Ducati	Ducati Panigale V4R	15:16'55.367	1'36.644	-0.022	169,190
14	S. LOWES	GBR	ELF Marc VDS Racing Team	Ducati Panigale V4R	15:17'48.035	1'36.593	-0.051	169,279
11	N. BULEGA	ITA	Aruba.it Racing - Ducati	Ducati Panigale V4R	15:18'31.562	1'36.195	-0.398	169,980
14	S. LOWES	GBR	ELF Marc VDS Racing Team	Ducati Panigale V4R	15:19'24.101	1'36.066	-0.129	170,208
11	N. BULEGA	ITA	Aruba.it Racing - Ducati	Ducati Panigale V4R	15:20'07.503	1'35.941	-0.125	170,430
65	J. REA	GBR	Pata Prometeon Yamaha	Yamaha YZF R1	15:22'11.446	1'35.922	-0.019	170,464
21	M. RINALDI	ITA	Team Motocorsa Racing	Ducati Panigale V4R	15:22'15.094	1'35.919	-0.003	170,469
1	A. BAUTISTA	ESP	Aruba.it Racing - Ducati	Ducati Panigale V4R	15:22'59.554	1'35.473	-0.446	171,265

Start 19/04/2024 15:00 End 15:58 The results are provisional until the end of the time limit for protests and appeals and the completion of the technical checks.

These data/results cannot be reproduced, stored and/or transmitted in whole or in part by any manner of electronic, mechanical, photocopying, recording, broadcasting or otherwise now known or herein after developed without the previous express consent by the copyright owner, except for reproduction in daily press and regular printed publications on sale to the public within 60 days of the event related to those data/results and always provided that copyright symbol appears together as follows below.

© DORNA WSBK ORGANIZATION Srl 2024

Pirelli Dutch Round, 19-21 April 2024

Free Practices Combined Results

No.	Rider	Nat	Team	Bike	Class	FP1	FP2	Time	Gap	Rel.	Avg	LL
1	1 A. BAUTISTA	ESP	Aruba.it Racing - Ducati	Ducati Panigale V4R		1'36.271	1'35.473	1'35.473			171,265	26
2	54 T. RAZGATLIOGLU	TUR	ROKIT BMW Motorrad WorldSBK Team	BMW M1000 RR		1'35.684	1'35.750	1'35.684	0.211	0.211	170,888	30
3	87 R. GARDNER	AUS	GYTR GRT Yamaha WorldSBK Team	Yamaha YZF R1		1'36.282	1'35.827	1'35.827	0.354	0.143	170,632	30
4	21 M. RINALDI	ITA	Team Motocorsa Racing	Ducati Panigale V4R	IND	1'36.939	1'35.919	1'35.919	0.446	0.092	170,469	26
5	65 J. REA	GBR	Pata Prometeon Yamaha	Yamaha YZF R1		1'36.288	1'35.922	1'35.922	0.449	0.003	170,464	18
6	11 N. BULEGA	ITA	Aruba.it Racing - Ducati	Ducati Panigale V4R		1'36.558	1'35.941	1'35.941	0.468	0.019	170,430	23
7	22 A. LOWES	GBR	Kawasaki Racing Team WorldSBK	Kawasaki ZX-10RR		1'35.974	1'37.177	1'35.974	0.501	0.033	170,371	20
8	14 S. LOWES	GBR	ELF Marc VDS Racing Team	Ducati Panigale V4R	IND	1'36.532	1'36.066	1'36.066	0.593	0.092	170,208	29
9	60 M. VAN DER MARK	NED	ROKIT BMW Motorrad WorldSBK Team	BMW M1000 RR		1'36.405	1'36.127	1'36.127	0.654	0.061	170,100	20
10	77 D. AEGERTER	SUI	GYTR GRT Yamaha WorldSBK Team	Yamaha YZF R1		1'36.602	1'36.216	1'36.216	0.743	0.089	169,943	28
11	29 A. IANNONE	ITA	Team GoEleven	Ducati Panigale V4R	IND	1'36.535	1'36.249	1'36.249	0.776	0.033	169,884	20
12	31 G. GERLOFF	USA	Bonovo Action BMW	BMW M1000 RR		1'36.386	1'37.097	1'36.386	0.913	0.137	169,643	22
13	5 P. OETTL	GER	GMT94 Yamaha	Yamaha YZF R1	IND	1'37.014	1'36.401	1'36.401	0.928	0.015	169,616	32
14	45 S. REDDING	GBR	Bonovo Action BMW	BMW M1000 RR		1'37.307	1'36.725	1'36.725	1.252	0.324	169,048	20
15	53 T. RABAT	ESP	Kawasaki Puccetti Racing	Kawasaki ZX-10RR	IND	1'37.214	1'36.834	1'36.834	1.361	0.109	168,858	23
16	97 X. VIERGE	ESP	Team HRC	Honda CBR1000 RR-R		1'36.897	1'37.956	1'36.897	1.424	0.063	168,748	27
17	7 I. LECUONA	ESP	Team HRC	Honda CBR1000 RR-R		1'37.110	1'36.955	1'36.955	1.482	0.058	168,647	20
18	55 A. LOCATELLI	ITA	Pata Prometeon Yamaha	Yamaha YZF R1		1'37.227	1'37.257	1'37.227	1.754	0.272	168,176	18
19	47 A. BASSANI	ITA	Kawasaki Racing Team WorldSBK	Kawasaki ZX-10RR		1'37.554	1'37.240	1'37.240	1.767	0.013	168,153	13
20	28 B. RAY	GBR	Yamaha Motoxrcing WorldSBK Team	Yamaha YZF R1	IND	1'37.826	1'38.351	1'37.826	2.353	0.586	167,146	21
21	24 N. SPINELLI	ITA	Barni Spark Racing Team	Ducati Panigale V4R	IND	1'38.077	1'40.114	1'38.077	2.604	0.251	166,718	20
22	95 T. MACKENZIE	GBR	PETRONAS MIE Racing Honda	Honda CBR1000 RR-R	IND	1'38.089	1'38.933	1'38.089	2.616	0.012	166,698	18
23	27 A. NORRODIN	MAS	PETRONAS MIE Racing Honda	Honda CBR1000 RR-R	IND	1'40.150	1'42.021	1'40.150	4.677	2.061	163,267	25

19/04/2024

These data/results cannot be reproduced, stored and/or transmitted in whole or in part by any manner of electronic, mechanical, photocopying, recording, broadcasting or otherwise now known or herein after developed without the previous express consent by the copyright owner, except for reproduction in daily press and regular printed publications on sale to the public within 60 days of the event related to those data/results and always provided that copyright symbol appears together as follows below.

© DORNA WSBK ORGANIZATION Srl 2024

Pirelli Dutch Round, 19–21 April 2024

Best Sectors & Speed Free Practice 2nd Session

BEST LAP

1	1 A. BAUTISTA	Ducati Panigale V4R	1'35.473
2	54 T. RAZGATLIOGLU	BMW M 1000 RR	1'35.750
3	87 R. GARDNER	Yamaha YZF R1	1'35.827
4	21 M. RINALDI	Ducati Panigale V4R	1'35.919
5	65 J. REA	Yamaha YZF R1	1'35.922
6	11 N. BULEGA	Ducati Panigale V4R	1'35.941
7	14 S. LOWES	Ducati Panigale V4R	1'36.066
8	60 M. VAN DER MARK	BMW M 1000 RR	1'36.127
9	77 D. AEGERTER	Yamaha YZF R1	1'36.216
10	29 A. IANNONE	Ducati Panigale V4R	1'36.249
11	5 P. OETTL	Yamaha YZF R1	1'36.401
12	45 S. REDDING	BMW M 1000 RR	1'36.725
13	53 T. RABAT	Kawasaki ZX-10RR	1'36.834
14	7 I. LECUONA	Honda CBR1000 RR-R	1'36.955
15	31 G. GERLOFF	BMW M 1000 RR	1'37.097
16	22 A. LOWES	Kawasaki ZX-10RR	1'37.177
17	47 A. BASSANI	Kawasaki ZX-10RR	1'37.240
18	55 A. LOCATELLI	Yamaha YZF R1	1'37.257
19	97 X. VIERGE	Honda CBR1000 RR-R	1'37.956
20	28 B. RAY	Yamaha YZF R1	1'38.351
21	95 T. MACKENZIE	Honda CBR1000 RR-R	1'38.933
22	24 N. SPINELLI	Ducati Panigale V4R	1'40.114
23	27 A. NORRODIN	Honda CBR1000 RR-R	1'42.021

SPEED

1	1 A. BAUTISTA	Ducati Panigale V4R	291,1
2	11 N. BULEGA	Ducati Panigale V4R	291,1
3	54 T. RAZGATLIOGLU	BMW M 1000 RR	291,1
4	29 A. IANNONE	Ducati Panigale V4R	288,8
5	97 X. VIERGE	Honda CBR1000 RR-R	288,0
6	22 A. LOWES	Kawasaki ZX-10RR	287,2
7	47 A. BASSANI	Kawasaki ZX-10RR	287,2
8	31 G. GERLOFF	BMW M 1000 RR	287,2
9	14 S. LOWES	Ducati Panigale V4R	286,5
10	60 M. VAN DER MARK	BMW M 1000 RR	286,5
11	21 M. RINALDI	Ducati Panigale V4R	286,5
12	7 I. LECUONA	Honda CBR1000 RR-R	286,5
13	77 D. AEGERTER	Yamaha YZF R1	286,5
14	55 A. LOCATELLI	Yamaha YZF R1	285,0
15	53 T. RABAT	Kawasaki ZX-10RR	285,0
16	45 S. REDDING	BMW M 1000 RR	284,2
17	87 R. GARDNER	Yamaha YZF R1	282,0
18	95 T. MACKENZIE	Honda CBR1000 RR-R	282,0
19	24 N. SPINELLI	Ducati Panigale V4R	281,3
20	65 J. REA	Yamaha YZF R1	280,5
21	5 P. OETTL	Yamaha YZF R1	279,8
22	27 A. NORRODIN	Honda CBR1000 RR-R	279,1
23	28 B. RAY	Yamaha YZF R1	277,6

SEG. 1

1	1 A. BAUTISTA	31.244
2	54 T. RAZGATLIOGLU	31.388
3	87 R. GARDNER	31.431
4	77 D. AEGERTER	31.480
5	65 J. REA	31.483
6	11 N. BULEGA	31.511
7	5 P. OETTL	31.573
8	14 S. LOWES	31.583
9	53 T. RABAT	31.606
10	31 G. GERLOFF	31.637
11	21 M. RINALDI	31.648
12	22 A. LOWES	31.676
13	45 S. REDDING	31.704
14	7 I. LECUONA	31.730
15	60 M. VAN DER MARK	31.742
16	29 A. IANNONE	31.749
17	47 A. BASSANI	31.913
18	97 X. VIERGE	31.942
19	55 A. LOCATELLI	31.983
20	95 T. MACKENZIE	32.018
21	28 B. RAY	32.160
22	24 N. SPINELLI	32.962
23	27 A. NORRODIN	32.971

SEG. 2

1	1 A. BAUTISTA	14.185
2	14 S. LOWES	14.322
3	87 R. GARDNER	14.355
4	21 M. RINALDI	14.388
5	54 T. RAZGATLIOGLU	14.399
6	22 A. LOWES	14.404
7	65 J. REA	14.422
8	11 N. BULEGA	14.464
9	77 D. AEGERTER	14.493
10	5 P. OETTL	14.494
11	29 A. IANNONE	14.534
12	47 A. BASSANI	14.539
13	53 T. RABAT	14.551
14	60 M. VAN DER MARK	14.553
15	45 S. REDDING	14.576
16	7 I. LECUONA	14.579
17	55 A. LOCATELLI	14.586
18	97 X. VIERGE	14.685
19	31 G. GERLOFF	14.763
20	28 B. RAY	14.848
21	95 T. MACKENZIE	15.101
22	24 N. SPINELLI	15.124
23	27 A. NORRODIN	15.228

SEG. 3

1	21 M. RINALDI	27.787
2	14 S. LOWES	27.811
3	54 T. RAZGATLIOGLU	27.824
4	11 N. BULEGA	27.825
5	60 M. VAN DER MARK	27.854
6	1 A. BAUTISTA	27.867
7	29 A. IANNONE	27.891
8	87 R. GARDNER	27.920
9	65 J. REA	27.960
10	5 P. OETTL	27.962
11	77 D. AEGERTER	28.053
12	45 S. REDDING	28.127
13	31 G. GERLOFF	28.132
14	7 I. LECUONA	28.136
15	53 T. RABAT	28.224
16	22 A. LOWES	28.250
17	55 A. LOCATELLI	28.252
18	47 A. BASSANI	28.261
19	97 X. VIERGE	28.413
20	28 B. RAY	28.532
21	95 T. MACKENZIE	28.695
22	24 N. SPINELLI	28.800
23	27 A. NORRODIN	29.380

SEG. 4

1	1 A. BAUTISTA	21.935
2	60 M. VAN DER MARK	21.978
3	65 J. REA	21.998
4	87 R. GARDNER	22.032
5	14 S. LOWES	22.041
6	29 A. IANNONE	22.075
7	21 M. RINALDI	22.096
8	11 N. BULEGA	22.120
9	54 T. RAZGATLIOGLU	22.139
10	77 D. AEGERTER	22.190
11	55 A. LOCATELLI	22.279
12	45 S. REDDING	22.318
13	47 A. BASSANI	22.342
14	7 I. LECUONA	22.352
15	5 P. OETTL	22.363
16	22 A. LOWES	22.412
17	53 T. RABAT	22.449
18	31 G. GERLOFF	22.565
19	97 X. VIERGE	22.706
20	28 B. RAY	22.811
21	95 T. MACKENZIE	23.006
22	24 N. SPINELLI	23.228
23	27 A. NORRODIN	23.478

19/04/2024

These data/results cannot be reproduced, stored and/or transmitted in whole or in part by any manner of electronic, mechanical, photocopying, recording, broadcasting or otherwise now known or herein after developed without the previous express consent by the copyright owner, except for reproduction in daily press and regular printed publications on sale to the public within 60 days of the event related to those data/results and always provided that copyright symbol appears together as follows below.

© DORNA WSBK ORGANIZATION Srl 2024

Pirelli Dutch Round, 19–21 April 2024
Ideal Times Free Practice 2nd Session

No.	Rider	Nat	Bike	Seg. 1	Seg. 2	Seg. 3	Seg. 4	Ideal Time		
				Diff. 1	Diff. 2	Diff. 3	Diff. 4	Best Lap	Pos.	Diff.
1	1 A. BAUTISTA	ESP	Ducati Panigale V4R	31.244	14.185 +0.077	27.867	21.935 +0.165	1'35.231 1'35.473	1	0.242
2	87 R. GARDNER	AUS	Yamaha YZF R1	31.431 +0.089	14.355	27.920	22.032	1'35.738 1'35.827	3	0.089
3	54 T. RAZGATLIOGLU	TUR	BMW M 1000 RR	31.388	14.399	27.824	22.139	1'35.750 1'35.750	2	
4	14 S. LOWES	GBR	Ducati Panigale V4R	31.583 +0.059	14.322 +0.123	27.811 +0.127	22.041	1'35.757 1'36.066	7	0.309
5	65 J. REA	GBR	Yamaha YZF R1	31.483	14.422	27.960 +0.059	21.998	1'35.863 1'35.922	5	0.059
6	21 M. RINALDI	ITA	Ducati Panigale V4R	31.648	14.388	27.787	22.096	1'35.919 1'35.919	4	
7	11 N. BULEGA	ITA	Ducati Panigale V4R	31.511	14.464 +0.007	27.825 +0.003	22.120 +0.011	1'35.920 1'35.941	6	0.021
8	60 M. VAN DER MARK	NED	BMW M 1000 RR	31.742	14.553	27.854	21.978	1'36.127 1'36.127	8	
9	77 D. AEGERTER	SUI	Yamaha YZF R1	31.480	14.493	28.053	22.190	1'36.216 1'36.216	9	
10	29 A. IANNONE	ITA	Ducati Panigale V4R	31.749	14.534	27.891	22.075	1'36.249 1'36.249	10	
11	5 P. OETTL	GER	Yamaha YZF R1	31.573	14.494	27.962 +0.009	22.363	1'36.392 1'36.401	11	0.009
12	45 S. REDDING	GBR	BMW M 1000 RR	31.704	14.576	28.127	22.318	1'36.725 1'36.725	12	
13	22 A. LOWES	GBR	Kawasaki ZX-10RR	31.676 +0.187	14.404 +0.058	28.250 +0.054	22.412 +0.136	1'36.742 1'37.177	16	0.435
14	7 I. LECUONA	ESP	Honda CBR1000 RR-R	31.730 +0.066	14.579 +0.092	28.136	22.352	1'36.797 1'36.955	14	0.158
15	53 T. RABAT	ESP	Kawasaki ZX-10RR	31.606	14.551	28.224 +0.004	22.449	1'36.830 1'36.834	13	0.004
16	47 A. BASSANI	ITA	Kawasaki ZX-10RR	31.913	14.539 +0.185	28.261	22.342	1'37.055 1'37.240	17	0.185
17	31 G. GERLOFF	USA	BMW M 1000 RR	31.637	14.763	28.132	22.565	1'37.097 1'37.097	15	
18	55 A. LOCATELLI	ITA	Yamaha YZF R1	31.983 +0.097	14.586	28.252	22.279 +0.060	1'37.100 1'37.257	18	0.157
19	97 X. VIERGE	ESP	Honda CBR1000 RR-R	31.942	14.685	28.413 +0.055	22.706 +0.155	1'37.746 1'37.956	19	0.210
20	28 B. RAY	GBR	Yamaha YZF R1	32.160	14.848	28.532	22.811	1'38.351 1'38.351	20	
21	95 T. MACKENZIE	GBR	Honda CBR1000 RR-R	32.018 +0.113	15.101	28.695	23.006	1'38.820 1'38.933	21	0.113
22	24 N. SPINELLI	ITA	Ducati Panigale V4R	32.962	15.124	28.800	23.228	1'40.114 1'40.114	22	
23	27 A. NORRODIN	MAS	Honda CBR1000 RR-R	32.971 +0.453	15.228 +0.173	29.380 +0.068	23.478 +0.270	1'41.057 1'42.021	23	0.964
Overall Ideal Time				31.244	14.185	27.787	21.935	1'35.151		

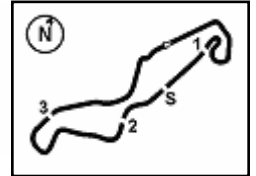
19/04/2024

These data/results cannot be reproduced, stored and/or transmitted in whole or in part by any manner of electronic, mechanical, photocopying, recording, broadcasting or otherwise now known or herein after developed without the previous express consent by the copyright owner, except for reproduction in daily press and regular printed publications on sale to the public within 60 days of the event related to those data/results and always provided that copyright symbol appears together as follows below.

© DORNA WSBK ORGANIZATION Srl 2024

FIGR PERUGIA TIMING





TT Circuit Assen 4.542 m

Pirelli Dutch Round, 19-21 April 2024 Chronological Analysis Free Practice 2nd Session

1° 1 A. BAUTISTA [1'35.473]							
Lap	Seg1	Seg2	Seg3	Seg4	Lap Time	km/h	Local Time
1		14.987	28.635	22.959		285,7	
2	31.797	14.562	28.058	22.577	1'36.994C	287,2	15:18'11.627
3	31.662	14.400	27.971	22.125	1'36.158	291,1	15:19'47.785
4	31.606	14.451	28.048	22.191	1'36.296	290,3	15:21'24.081
5	31.244	14.262	27.867	22.100	1'35.473	290,3	15:22'59.554
6	31.467	14.414	27.956	22.114	1'35.951	289,5	15:24'35.505
7	31.503	14.185	27.873	21.935	1'35.496	289,5	15:26'11.001
8	31.538	14.836	29.372	32.708	1'48.454P	287,2	15:27'59.455
9	14'52.538	16.911	33.836	27.234	16'10.519P	267,3	15:44'09.974
10	37.373	16.554	32.309	26.158	1'52.394	272,7	15:46'02.368
11	36.473	16.333	32.022	26.302	1'51.130	272,7	15:47'53.498
12	36.039	15.999	31.843	25.692	1'49.573	279,1	15:49'43.071
13	35.652	16.092	31.151	25.199	1'48.094	270,0	15:51'31.165
14	35.535	15.823	30.938	25.197	1'47.493	280,5	15:53'18.658
15	34.895	15.553	30.544	24.772	1'45.764	285,7	15:55'04.422

1		15.654	29.218	23.496		273,4	
2	35.038	15.334	29.104	22.970	1'42.446	279,8	15:10'58.046
3	32.099	14.782	28.451	22.355	1'37.687	285,7	15:12'35.733
4	31.795	14.493	28.014	22.364	1'36.666	286,5	15:14'12.399
5	31.776	14.544	28.058	22.331	1'36.709	285,0	15:15'49.108
6	31.751	14.577	28.462	22.383	1'37.173	285,0	15:17'26.281
7	31.688	14.494	27.833	22.351	1'36.366	286,5	15:19'02.647
8	31.776	14.529	28.075	22.148	1'36.528	286,5	15:20'39.175
9	31.648	14.388	27.787	22.096	1'35.919	285,7	15:22'15.094
10	35.134	15.096	28.936	33.169	1'52.335P	278,4	15:24'07.429
11	20'11.455	17.516	38.997	28.983	21'36.951P	250,6	15:45'44.380
12	37.946	17.010	32.863	26.245	1'54.064	256,5	15:47'38.444
13	36.430	16.534	31.493	25.914	1'50.371	258,4	15:49'28.815
14	36.104	16.308	31.141	25.472	1'49.025	269,3	15:51'17.840
15	36.134	16.137	30.821	25.437	1'48.529	276,9	15:53'06.369
16	35.662	16.150	30.582	25.058	1'47.452	277,6	15:54'53.821

2° 54 T. RAZGATLIOGLU [1'35.750]							
Lap	Seg1	Seg2	Seg3	Seg4	Lap Time	km/h	Local Time
1		15.504	28.889	23.189		285,7	
2	32.642	16.805	29.001	22.703	1'41.151	285,7	15:08'32.811
3	32.010	14.906	28.243	22.299	1'37.458	288,0	15:10'10.269
4	31.918	14.790	28.327	22.648	1'37.683	288,0	15:11'47.952
5	31.732	14.586	28.847	22.458	1'37.623	291,1	15:13'25.575
6	31.879	14.747	28.495	22.294	1'37.415	288,8	15:15'02.990
7	32.096	14.686	32.453	24.109	1'43.344	288,0	15:16'46.334
8	31.757	14.477	27.999	34.322	1'48.555P	288,8	15:18'34.889
9	4'40.760	15.226	29.003	22.953	5'47.942P	279,8	15:24'22.831
10	32.291	14.651	28.220	22.676	1'37.838	284,2	15:26'00.669
11	31.388	14.399	27.824	22.139	1'35.750	288,0	15:27'36.419
12	31.496	16.813	29.301	33.585	1'51.195CP	208,9	15:29'27.614
13	14'21.893	17.665	34.517	26.431	15'40.506P	252,9	15:45'08.120
14	36.145	16.423	32.053	25.645	1'50.266	268,0	15:46'58.386
15	35.079	16.053	30.771	25.793	1'47.696	274,1	15:48'46.082
16	34.529	17.095	31.787	25.251	1'48.662C	285,0	15:50'34.744
17	34.717	15.809	30.229	24.510	1'45.265	282,7	15:52'20.009
18	34.381	15.533	29.859	24.148	1'43.921	282,7	15:54'03.930

5° 65 J. REA [1'35.922]							
Lap	Seg1	Seg2	Seg3	Seg4	Lap Time	km/h	Local Time
1		15.063	28.832	22.754		278,4	
2	34.505	14.678	28.569	22.458	1'40.210	279,1	15:15'44.600
3	31.617	14.667	28.239	22.270	1'36.793	278,4	15:17'21.393
4	31.648	14.560	27.960	22.182	1'36.350	280,5	15:18'57.743
5	32.757	14.708	28.115	22.201	1'37.781	280,5	15:20'35.524
6	31.483	14.422	28.019	21.998	1'35.922	280,5	15:22'11.446
7	32.356	14.739	28.566	31.335	1'46.996P	280,5	15:23'58.442
8	23'45.742	16.752	32.243	26.320	25'01.057P	272,0	15:48'59.499
9	36.459	16.315	31.188	25.258	1'49.220	274,1	15:50'48.719
10	35.410	15.753	30.769	25.080	1'47.012	276,9	15:52'35.731
11	35.314	15.671	30.686	24.821	1'46.492	278,4	15:54'22.223

3° 87 R. GARDNER [1'35.827]							
Lap	Seg1	Seg2	Seg3	Seg4	Lap Time	km/h	Local Time
1		16.004	30.306	23.758		274,8	
2	33.092	15.334	28.895	23.073	1'40.394	278,4	15:10'17.723
3	32.627	14.874	28.636	22.654	1'38.791	279,8	15:11'56.514
4	32.364	14.869	28.613	32.524	1'48.370P	279,8	15:13'44.884
5	5'08.284	15.092	31.719	22.983	6'18.078P	279,8	15:20'02.962
6	31.977	14.649	28.002	22.196	1'36.824	276,2	15:21'39.786
7	31.922	14.499	28.076	22.210	1'36.707	281,3	15:23'16.493
8	31.520	14.355	27.920	22.032	1'35.827	282,0	15:24'52.320
9	31.474	14.383	28.019	22.099	1'35.975	280,5	15:26'28.295
10	31.431	14.520	28.000	22.234	1'36.185	281,3	15:28'04.480
11	38.717	16.341	29.450	32.522	1'57.030CP	260,9	15:30'01.510
12	13'05.617	17.876	34.270	27.000	14'24.763P	249,4	15:44'26.273
13	37.149	16.600	31.874	25.463	1'51.086	270,7	15:46'17.359
14	36.033	16.239	30.978	25.458	1'48.708	268,0	15:48'06.067
15	35.493	16.187	30.716	25.267	1'47.663	274,8	15:49'53.730
16	35.227	15.911	30.428	24.825	1'46.391	274,1	15:51'40.121
17	35.116	15.777	30.929	24.675	1'46.497	277,6	15:53'26.618
18	34.768	15.550	30.353	24.625	1'45.296	277,6	15:55'11.914

6° 11 N. BULEGA [1'35.941]							
Lap	Seg1	Seg2	Seg3	Seg4	Lap Time	km/h	Local Time
1		15.637	30.971	23.347		278,4	
2	33.602	14.808	28.529	22.527	1'39.466	289,5	15:13'41.647
3	32.159	14.498	28.097	22.322	1'37.076	289,5	15:15'18.723
4	31.766	14.696	27.973	22.209	1'36.644	288,8	15:16'55.367
5	31.613	14.543	27.919	22.120	1'36.195	289,5	15:18'31.562
6	31.511	14.471	27.828	22.131	1'35.941	291,1	15:20'07.503
7	31.675	14.464	27.825	22.176	1'36.140	288,8	15:21'43.643
8	33.799	15.157	28.950	33.840	1'51.746P	274,1	15:23'35.389
9	18'24.344	17.283	33.138	26.579	19'41.344P	257,8	15:43'16.733
10	36.516	16.323	31.718	25.231	1'49.788	276,9	15:45'06.521
11	35.409	16.135	31.018	24.921	1'47.483	280,5	15:46'54.004
12	35.806	15.905	30.765	24.644	1'47.120	282,0	15:48'41.124
13	34.887	15.657	30.380	24.525	1'45.449	283,5	15:50'26.573
14	34.530	15.671	30.230	24.400	1'44.831	284,2	15:52'11.404
15	34.425	15.530	30.117	24.631	1'44.703	285,7	15:53'56.107

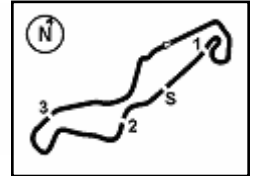
4° 21 M. RINALDI [1'35.919]							
Lap	Seg1	Seg2	Seg3	Seg4	Lap Time	km/h	Local Time

7° 14 S. LOWES [1'36.066]							
Lap	Seg1	Seg2	Seg3	Seg4	Lap Time	km/h	Local Time
1		16.017	29.379	23.465		276,2	
2	32.386	14.941	28.346	22.691	1'38.364	283,5	15:12'55.790
3	32.452	14.776	28.865	22.686	1'38.779	284,2	15:14'34.569
4	31.994	14.579	28.025	22.275	1'36.873	284,2	15:16'11.442
5	31.719	14.518	27.974	22.382	1'36.593	285,7	15:17'48.035
6	31.642	14.445	27.938	22.041	1'36.066	286,5	15:19'24.101
7	33.546	14.655	28.553	22.768	1'39.522	284,2	15:21'03.623
8	31.583	14.322	27.811	22.570	1'36.286	286,5	15:22'39.909
9	33.119	15.418	29.318	32.856	1'50.711P	283,5	15:24'30.620
10	18'51.303	17.925	35.498	29.188	20'13.914P	248,3	15:44'44.534
11	38.291	17.281	32.937	26.896	1'55.405	261,5	15:46'39.939
12	36.881	16.491	31.814	26.132	1'51.318	269,3	15:48'31.257

19/04/2024 P = Pits In/Out - C = Lap Time Cancelled

These data/results cannot be reproduced, stored and/or transmitted in whole or in part by any manner of electronic, mechanical, photocopying, recording, broadcasting or otherwise now known or herein after developed without the previous express consent by the copyright owner, except for reproduction in daily press and regular printed publications on sale to the public within 60 days of the event related to those data/results and always provided that copyright symbol appears together as follows below.

© DORNA WSBK ORGANIZATION Srl 2024



Pirelli Dutch Round, 19-21 April 2024
Chronological Analysis Free Practice 2nd Session

2 / 4

13	35.679	16.225	30.961	25.360	1'48.225	271,4	15:50'19.482	9	31.811	14.663	28.115	22.452	1'37.041	279,1	15:21'40.735
14	35.413	15.789	30.403	25.152	1'46.757	280,5	15:52'06.239	10	31.573	14.494	27.971	22.363	1'36.401	276,9	15:23'17.136
15	35.114	15.644	30.554	24.936	1'46.248	281,3	15:53'52.487	11	31.605	14.567	32.410	23.422	1'42.004	279,8	15:24'59.140
16	47.188	37.673	32.103	35.839	2'32.803P	219,5	15:56'25.290	12	31.956	14.708	29.052	22.412	1'38.128	273,4	15:26'37.268

13	31.781	14.567	29.214	23.619	1'39.181C	278,4	15:28'16.449	13	31.781	14.567	29.214	23.619	1'39.181C	278,4	15:28'16.449
14	35.062	15.300	29.447	32.616	1'52.425CP	272,7	15:30'08.874	14	35.062	15.300	29.447	32.616	1'52.425CP	272,7	15:30'08.874
15	14'46.242	17.243	33.438	27.011	16'03.934P	265,4	15:46'12.808	15	14'46.242	17.243	33.438	27.011	16'03.934P	265,4	15:46'12.808
16	37.706	16.883	32.265	26.376	1'53.230	268,7	15:48'06.038	16	37.706	16.883	32.265	26.376	1'53.230	268,7	15:48'06.038
17	36.610	16.329	31.397	25.924	1'50.260	274,8	15:49'56.298	17	36.610	16.329	31.397	25.924	1'50.260	274,8	15:49'56.298
18	36.186	16.121	31.452	25.663	1'49.422	275,5	15:51'45.720	18	36.186	16.121	31.452	25.663	1'49.422	275,5	15:51'45.720
19	36.559	16.158	31.522	25.567	1'49.806	273,4	15:53'35.526	19	36.559	16.158	31.522	25.567	1'49.806	273,4	15:53'35.526
20	36.144	16.153	31.143	25.831	1'49.271	272,7	15:55'24.797	20	36.144	16.153	31.143	25.831	1'49.271	272,7	15:55'24.797

8° 60 M. VAN DER MARK [1'36.127]

Lap	Seg.1	Seg.2	Seg.3	Seg.4	Lap Time	km/h	Local Time
1	15.379	29.564	23.937	279,1			
2	32.328	14.698	28.361	22.473	1'37.860	283,5	15:11'48.462
3	32.058	14.981	28.385	22.997	1'38.421	286,5	15:13'26.883
4	32.140	14.678	28.294	22.373	1'37.485	282,0	15:15'04.368
5	31.772	14.598	28.087	22.328	1'36.785	284,2	15:16'41.153
6	31.849	14.553	28.110	22.285	1'36.797	283,5	15:18'17.950
7	34.329	14.831	28.348	33.375	1'50.883P	285,0	15:20'08.833
8	4'40.071	15.046	31.858	25.303	5'52.278P	281,3	15:26'01.111
9	31.742	14.553	27.854	21.978	1'36.127	283,5	15:27'37.238
10	31.361	15.718	29.558	33.149	1'49.786CP	249,4	15:29'27.024

12° 45 S. REDDING [1'36.725]

Lap	Seg.1	Seg.2	Seg.3	Seg.4	Lap Time	km/h	Local Time
1		16.709	30.229	23.417		256,5	
2	32.973	15.210	28.722	23.057	1'39.962	276,9	15:10'14.099
3	32.498	14.876	28.443	22.920	1'38.737	282,7	15:11'52.836
4	33.454	15.186	29.177	32.907	1'50.724P	282,7	15:13'43.560
5	3'13.571	15.213	28.594	22.853	4'20.231P	281,3	15:18'03.791
6	32.169	14.717	28.188	22.586	1'37.660	284,2	15:19'41.451
7	31.959	14.729	28.242	22.426	1'37.356	282,7	15:21'18.807
8	31.737	14.632	28.145	22.428	1'36.942	282,7	15:22'55.749
9	36.362	14.788	28.213	22.409	1'41.772	284,2	15:24'37.521
10	31.704	14.576	28.127	22.318	1'36.725	282,7	15:26'14.246
11	33.888	15.267	28.738	32.124	1'50.017P	279,8	15:28'04.263

9° 77 D. AEGERTER [1'36.216]

Lap	Seg.1	Seg.2	Seg.3	Seg.4	Lap Time	km/h	Local Time
1		19.046	33.182	24.507		174,8	
2	33.485	15.253	29.216	23.290	1'41.244	276,2	15:11'48.167
3	32.088	14.719	28.606	23.093	1'38.506	283,5	15:13'26.673
4	32.756	14.824	28.273	22.244	1'38.097	281,3	15:15'04.770
5	31.821	14.626	28.085	22.416	1'36.948	286,5	15:16'41.718
6	31.712	14.998	28.495	22.364	1'37.569	282,7	15:18'19.287
7	31.776	14.593	28.233	22.458	1'37.060	284,2	15:19'56.347
8	41.012	15.401	29.507	22.443	1'48.363	281,3	15:21'44.710
9	31.480	14.493	28.053	22.190	1'36.216	282,0	15:23'20.926
10	31.537	14.592	28.203	32.806	1'47.138P	283,5	15:25'08.064
11	20'37.234	18.681	34.469	28.388	21'58.772P	240,5	15:47'06.836
12	38.867	17.446	32.599	27.688	1'56.600	252,3	15:49'03.436
13	37.950	16.784	32.310	26.737	1'53.781	269,3	15:50'57.217
14	37.116	16.309	31.584	26.448	1'51.457	273,4	15:52'48.674
15	37.001	16.301	31.010	26.026	1'50.338	275,5	15:54'39.012

13° 53 T. RABAT [1'36.834]

Lap	Seg.1	Seg.2	Seg.3	Seg.4	Lap Time	km/h	Local Time
1		15.960	29.626	24.159		266,0	
2	32.783	15.220	28.937	23.301	1'40.241	278,4	15:07'52.676
3	32.241	14.909	28.640	23.169	1'38.959	280,5	15:09'31.635
4	34.446	21.204	29.369	23.284	1'48.303C	277,6	15:11'19.938
5	32.241	14.854	28.396	23.021	1'38.512	281,3	15:12'58.450
6	32.169	14.733	28.624	22.912	1'38.438	283,5	15:14'36.888
7	32.133	14.702	28.502	22.922	1'38.259	282,0	15:16'15.147
8	38.087	16.241	31.778	23.882	1'49.988	255,3	15:18'05.135
9	32.180	14.754	28.224	22.623	1'37.781	285,0	15:19'42.916
10	31.760	14.653	28.344	22.612	1'37.369	283,5	15:21'20.285
11	31.606	14.551	28.228	22.449	1'36.834	282,7	15:22'57.119
12	31.873	16.092	30.992	22.892	1'41.849	282,7	15:24'38.968
13	35.550	15.441	28.938	32.837	1'52.766P	271,4	15:26'31.734

10° 29 A. IANNONE [1'36.249]

Lap	Seg.1	Seg.2	Seg.3	Seg.4	Lap Time	km/h	Local Time
1		16.654	34.847	25.289		257,1	
2	36.139	15.008	28.747	22.973	1'42.867	284,2	15:11'51.113
3	32.568	14.809	28.651	31.710	1'47.738P	287,2	15:13'38.851
4	7'11.632	15.183	28.560	22.475	8'17.850P	283,5	15:21'56.701
5	31.811	14.560	28.104	22.128	1'36.603	288,8	15:23'33.304
6	31.749	14.534	27.891	22.075	1'36.249	287,2	15:25'09.553
7	32.582	15.521	28.931	31.243	1'48.277P	270,7	15:26'57.830
8	17'47.300	18.191	33.924	25.902	19'05.317P	249,4	15:46'03.147
9	36.233	16.331	31.740	25.992	1'50.296	270,0	15:47'53.443
10	36.274	16.027	31.350	24.942	1'48.593	272,7	15:49'42.036
11	34.765	15.413	35.264	26.118	1'51.560	283,5	15:51'33.596
12	35.445	15.524	30.404	24.193	1'45.566	281,3	15:53'19.162
13	34.630	15.526	30.462	24.696	1'45.314	281,3	15:55'04.476

14° 7 I. LECUONA [1'36.955]

Lap	Seg.1	Seg.2	Seg.3	Seg.4	Lap Time	km/h	Local Time
1		15.175	29.227	23.488		282,7	
2	32.312	14.772	28.650	22.756	1'38.490	284,2	15:13'52.896
3	31.841	14.579	28.350	22.577	1'37.347	283,5	15:15'30.243
4	31.730	14.749	28.237	22.548	1'37.264	282,7	15:17'07.507
5	32.123	14.688	28.323	22.904	1'38.038	286,5	15:18'45.545
6	31.796	14.671	28.136	22.352	1'36.955	284,2	15:20'22.500
7	33.606	15.112	29.102	33.296	1'51.116P	281,3	15:22'13.616
8	6'21.497	15.766	29.473	32.290	7'39.026CP	270,7	15:29'52.642
9	18'38.315	17.869	32.709	26.872	19'55.765P	237,4	15:49'48.407
10	36.899	16.557	31.200	25.846	1'50.502	267,3	15:51'38.909
11	35.737	16.131	31.286	25.562	1'48.716	279,1	15:53'27.625
12	35.338	15.915	30.689	25.287	1'47.229	279,1	15:55'14.854

11° 5 P. OETTL [1'36.401]

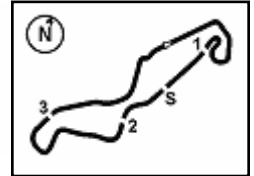
Lap	Seg.1	Seg.2	Seg.3	Seg.4	Lap Time	km/h	Local Time
1		16.710	30.621	23.905		274,8	
2	33.430	15.820	29.606	23.342	1'42.198	275,5	15:04'56.077
3	33.007	15.346	29.249	23.290	1'40.892	278,4	15:06'36.969
4	40.096	15.560	29.485	23.323	1'48.464	276,9	15:08'25.433
5	33.674	15.235	34.785	23.157	1'46.851	276,9	15:10'12.284
6	40.341	15.385	29.734	33.060	1'58.520P	279,1	15:12'10.804
7	5'09.897	15.022	28.666	22.572	6'16.157P	276,9	15:18'26.961
8	31.693	14.621	27.962	22.457	1'36.733	279,8	15:20'03.694

15° 31 G. GERLOFF [1'37.097]

Lap	Seg.1	Seg.2	Seg.3	Seg.4	Lap Time	km/h	Local Time
1		15.751	29.745	23.850		277,6	
2	32.742	15.244	28.805	23.186	1'39.977	281,3	15:13'25.196

19/04/2024 P = Pits In/Out - C = Lap Time Cancelled

These data/results cannot be reproduced, stored and/or transmitted in whole or in part by any manner of electronic, mechanical, photocopying, recording, broadcasting or otherwise now known or herein after developed without the previous express consent by the copyright owner, except for reproduction in daily press and regular printed publications on sale to the public within 60 days of the event related to those data/results and always provided that copyright symbol appears together as follows below.



TT Circuit Assen 4.542 m

Pirelli Dutch Round, 19-21 April 2024

Chronological Analysis Free Practice 2nd Session

3 / 4

3	32.567	14.953	28.614	22.760	1'38.894	286,5	15:15'04.090
4	31.772	16.025	28.465	22.706	1'38.968	286,5	15:16'43.058
5	31.637	14.763	28.132	22.565	1'37.097	287,2	15:18'20.155
6	31.661	15.058	28.488	32.631	1'47.838P	287,2	15:20'07.993
7	6'46.067	15.214	28.852	22.568	7'52.701P	283,5	15:28'00.694
8	33.269	15.843	29.722	32.709	1'51.543CP	267,3	15:29'52.237
9	18'25.973	16.954	32.916	26.728	19'42.571P	258,4	15:49'34.808
10	36.212	16.304	31.454	25.821	1'49.791	270,7	15:51'24.599
11	35.434	15.821	31.118	25.637	1'48.010	276,9	15:53'12.609
12	35.377	15.822	30.937	25.432	1'47.568	280,5	15:55'00.177

9	14'40.633	17.794	33.373	27.436	15'59.236P	244,9	15:45'26.735
10	37.600	17.568	32.482	26.255	1'53.905	236,8	15:47'20.640
11	36.239	16.623	31.442	25.531	1'49.835	272,0	15:49'10.475
12	35.670	16.469	31.322	25.740	1'49.201	271,4	15:50'59.676
13	35.973	16.246	31.109	26.063	1'49.391	271,4	15:52'49.067
14	36.238	16.126	30.715	25.406	1'48.485	277,6	15:54'37.552

16° 22 A. LOWES (1'37.177)							
Lap	Seg1	Seg2	Seg3	Seg4	Lap Time	km/h	Local Time
1		15.341	29.196	22.821		277,6	
2	32.082	14.609	28.250	22.655	1'37.596	282,7	15:12'34.964
3	31.863	14.462	28.304	22.548	1'37.177	287,2	15:14'12.141
4	31.749	15.461	30.703	35.234	1'53.147P	285,0	15:16'05.288
5	10'01.591	14.988	28.370	22.412	11'07.361P	282,0	15:27'12.649
6	31.676	14.404	28.210	33.796	1'48.086CP	285,0	15:29'00.735
7	15'27.353	17.789	34.151	27.358	16'46.651P	266,0	15:45'47.386
8	36.510	16.439	31.562	26.087	1'50.598	276,9	15:47'37.984
9	35.576	16.003	30.777	25.194	1'47.550	285,0	15:49'25.534
10	34.743	15.638	30.490	25.044	1'45.915	279,1	15:51'11.449
11	34.648	15.511	30.372	24.711	1'45.242	282,0	15:52'56.691
12	34.384	15.487	30.180	24.806	1'44.857	282,7	15:54'41.548

20° 28 B. RAY (1'38.351)							
Lap	Seg1	Seg2	Seg3	Seg4	Lap Time	km/h	Local Time
1		16.185	30.194	23.625		268,0	
2	33.235	15.124	29.077	23.179	1'40.615	277,6	15:14'18.554
3	32.653	14.951	28.822	23.074	1'39.500	277,6	15:15'58.054
4	32.513	14.962	28.737	22.833	1'39.045	274,8	15:17'37.099
5	32.160	14.848	28.532	22.811	1'38.351	276,9	15:19'15.450
6	37.062	15.681	29.403	33.758	1'55.904P	270,7	15:21'11.354
7	7'23.037	16.539	30.577	34.935	8'45.088CP	254,1	15:29'56.442
8	12'50.910	17.618	35.175	27.812	14'11.515P	258,4	15:44'07.957
9	41.944	17.232	34.464	26.743	2'00.383	261,5	15:46'08.340
10	38.055	16.907	33.295	26.446	1'54.703	268,0	15:48'03.043
11	37.427	16.853	31.899	26.034	1'52.213	272,0	15:49'55.256
12	36.767	16.310	31.181	25.981	1'50.239	273,4	15:51'45.495
13	38.636	16.640	31.837	26.484	1'53.597	271,4	15:53'39.092
14	36.377	16.096	30.726	25.598	1'48.797	273,4	15:55'27.889

17° 47 A. BASSANI (1'37.240)							
Lap	Seg1	Seg2	Seg3	Seg4	Lap Time	km/h	Local Time
1		15.288	30.442	23.439		282,0	
2	32.518	14.641	28.641	22.707	1'38.507	285,0	15:13'53.039
3	31.972	14.539	28.371	22.408	1'37.290	287,2	15:15'30.329
4	31.913	14.724	28.261	22.342	1'37.240	284,2	15:17'07.569
5	31.914	14.642	28.366	22.388	1'37.340	284,2	15:18'44.909
6	33.719	15.154	29.071	32.725	1'50.669P	282,0	15:20'35.578
7	7'41.481	15.913	29.593	32.824	8'59.811CP	261,5	15:29'35.389

21° 95 T. MACKENZIE (1'38.933)							
Lap	Seg1	Seg2	Seg3	Seg4	Lap Time	km/h	Local Time
1		23.131	29.976	24.352		119,7	
2	33.500	15.334	29.231	23.626	1'41.691	275,5	15:14'47.215
3	32.671	16.841	31.232	32.337	1'53.081P	280,5	15:16'40.296
4	7'54.861	15.384	29.062	23.539	9'02.846P	268,7	15:25'43.142
5	32.131	15.101	28.695	23.006	1'38.933	280,5	15:27'22.075
6	32.018	14.854	33.995	35.726	1'56.593CP	282,0	15:29'18.668
7	16'23.237	18.698	34.709	28.011	17'44.655P	238,4	15:47'03.323
8	38.246	17.503	32.246	27.547	1'55.542	250,6	15:48'58.865
9	36.972	16.762	31.368	25.949	1'51.051	262,8	15:50'49.916
10	36.003	16.463	30.869	25.940	1'49.275	265,4	15:52'39.191
11	35.850	16.156	30.782	25.664	1'48.452	272,0	15:54'27.643

18° 55 A. LOCATELLI (1'37.257)							
Lap	Seg1	Seg2	Seg3	Seg4	Lap Time	km/h	Local Time
1		15.633	28.884	22.877		276,2	
2	34.669	14.959	28.640	22.693	1'40.961C	279,1	15:08'47.901
3	32.365	18.543	29.187	22.590	1'42.685C	282,0	15:10'30.586
4	32.260	14.632	28.379	22.379	1'37.650	285,0	15:12'08.236
5	32.080	14.586	28.252	22.339	1'37.257	283,5	15:13'45.493
6	31.983	14.594	28.427	22.279	1'37.283	282,7	15:15'22.776
7	33.436	16.373	28.942	31.368	1'50.119P	240,0	15:17'12.895
8	28'03.494	18.910	33.741	27.234	29'23.379P	266,7	15:46'36.274
9	36.852	16.307	31.001	26.417	1'50.577	270,7	15:48'26.851
10	35.614	15.877	30.637	25.262	1'47.390	277,6	15:50'14.241
11	35.360	15.639	30.519	25.245	1'46.763	278,4	15:52'01.004
12	35.187	15.479	30.324	24.641	1'45.631	280,5	15:53'46.635
13	34.814	15.528	30.160	24.508	1'45.010	279,1	15:55'31.645

22° 24 N. SPINELLI (1'40.114)							
Lap	Seg1	Seg2	Seg3	Seg4	Lap Time	km/h	Local Time
1		16.075	30.199	24.364		264,7	
2	33.409	15.334	29.179	23.400	1'41.322	281,3	15:14'59.459
3	32.962	15.124	28.800	23.228	1'40.114	277,6	15:16'39.573
4	33.212	18.057	29.629	33.573	1'54.471P	185,6	15:18'34.044
5	24'59.610	18.284	35.164	28.761	26'21.819P	246,6	15:44'55.863
6	39.370	17.417	33.238	26.918	1'56.943	250,0	15:46'52.806
7	37.704	16.723	32.500	26.417	1'53.344	251,2	15:48'46.150
8	36.781	16.487	31.666	25.796	1'50.730	266,7	15:50'36.880
9	36.283	16.326	31.471	25.679	1'49.759	266,0	15:52'26.639
10	35.735	16.242	31.091	25.602	1'48.670	264,7	15:54'15.309

19° 97 X. VIERGE (1'37.956)							
Lap	Seg1	Seg2	Seg3	Seg4	Lap Time	km/h	Local Time
1		15.991	31.015	28.354		262,8	
2	32.972	15.069	29.164	23.742	1'40.947	282,0	15:13'27.047
3	32.632	15.056	28.509	23.018	1'39.215	288,0	15:15'06.262
4	32.046	14.927	28.413	22.706	1'38.092	282,7	15:16'44.354
5	31.942	14.685	28.468	22.861	1'37.956	285,7	15:18'22.310
6	32.278	14.873	28.658	32.285	1'48.094P	285,0	15:20'10.404
7	48.475	15.253	28.987	32.902	2'05.617P	283,5	15:22'16.021
8	5'54.192	15.685	28.895	32.706	7'11.478CP	248,8	15:29'27.499

23° 27 A. NORRODIN (1'42.021)							
Lap	Seg1	Seg2	Seg3	Seg4	Lap Time	km/h	Local Time
1		17.450	31.290	25.594		237,9	
2	34.577	16.322	30.257	24.352	1'45.508	260,9	15:05'21.723
3	34.262	16.077	30.038	24.526	1'44.903	270,0	15:07'06.626
4	35.749	15.516	29.764	35.588	1'56.617P	269,3	15:09'03.243
5	3'47.688	15.801	29.746	24.002	4'57.237P	274,1	15:14'00.480
6	33.424	15.401	29.448	23.748	1'42.021	271,4	15:15'42.501
7	36.926	15.313	29.380	23.478	1'45.097	275,5	15:17'27.598
8	32.971	15.228	29.901	35.487	1'53.587P	279,1	15:19'21.185
9	6'46.693	15.488	29.409	23.965	7'55.555P	276,2	15:27'16.740

19/04/2024

P = Pits In/Out - C = Lap Time Cancelled

These data/results cannot be reproduced, stored and/or transmitted in whole or in part by any manner of electronic, mechanical, photocopying, recording, broadcasting or otherwise now known or herein after developed without the previous express consent by the copyright owner, except for reproduction in daily press and regular printed publications on sale to the public within 60 days of the event related to those data/results and always provided that copyright symbol appears together as follows below.

© DORNA WSBK ORGANIZATION Srl 2024

Pirelli Dutch Round, 19-21 April 2024
Chronological Analysis Free Practice 2nd Session

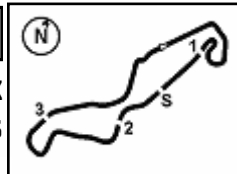
4 / 4

10	33.252	15.538	31.277	36.286	1'56.353CP	274,8	15:29'13.093
11	16'33.742	18.447	33.509	28.290	17'53.988P	225,5	15:47'07.081
12	39.018	17.539	32.356	27.772	1'56.685	244,9	15:49'03.766
13	37.917	17.061	32.001	26.864	1'53.843	264,1	15:50'57.609
14	37.020	16.517	31.379	26.457	1'51.373	265,4	15:52'48.982
15	37.039	16.523	30.976	25.765	1'50.303	270,0	15:54'39.285

19/04/2024 P = Pits In/Dut - C = Lap Time Cancelled

These data/results cannot be reproduced, stored and/or transmitted in whole or in part by any manner of electronic, mechanical, photocopying, recording, broadcasting or otherwise now known or herein after developed without the previous express consent by the copyright owner, except for reproduction in daily press and regular printed publications on sale to the public within 60 days of the event related to those data/results and always provided that copyright symbol appears together as follows below.

© DORNA WSBK ORGANIZATION Srl 2024



TT Circuit Assen 4.542 m

Pirelli Dutch Round, 19-21 April 2024

Best Laps & Speeds

No.	Rider	Nat	Best Lap		FP1		FP2												
			LL	SPD	LL	SPD	LL	SPD											
1	A. BAUTISTA Ducati Panigale V4R	ESP	1'35.473 26 291,1		1'36.271 12 291,1		1'35.473 14 291,1												
2	T. RAZGATLIOGLU BMW M 1000 RR	TUR	1'35.684 30 291,1		1'35.684 13 288,8		1'35.750 17 291,1												
3	R. GARDNER Yamaha YZF R1	AUS	1'35.827 30 282,0		1'36.282 13 281,3		1'35.827 17 282,0												
4	M. RINALDI Ducati Panigale V4R	ITA	1'35.919 26 286,5		1'36.939 11 285,7		1'35.919 15 286,5												
5	J. REA Yamaha YZF R1	GBR	1'35.922 18 280,5		1'36.288 8 280,5		1'35.922 10 280,5												
6	N. BULEGA Ducati Panigale V4R	ITA	1'35.941 23 291,1		1'36.558 9 289,5		1'35.941 14 291,1												
7	A. LOWES Kawasaki ZX-10RR	GBR	1'35.974 20 287,2		1'35.974 9 285,0		1'37.177 11 287,2												
8	S. LOWES Ducati Panigale V4R	GBR	1'36.066 29 286,5		1'36.532 14 285,0		1'36.066 15 286,5												
9	M. VAN DER MARK BMW M 1000 RR	NED	1'36.127 20 286,5		1'36.405 11 284,2		1'36.127 9 286,5												
10	D. AEGERTER Yamaha YZF R1	SUI	1'36.216 28 286,5		1'36.602 14 286,5		1'36.216 14 286,5												
11	A. IANNONE Ducati Panigale V4R	ITA	1'36.249 20 291,1		1'36.535 8 291,1		1'36.249 12 288,8												
12	G. GERLOFF BMW M 1000 RR	USA	1'36.386 22 287,2		1'36.386 11 285,0		1'37.097 11 287,2												
13	P. OETTL Yamaha YZF R1	GER	1'36.401 32 281,3		1'37.014 13 281,3		1'36.401 19 279,8												
14	S. REDDING BMW M 1000 RR	GBR	1'36.725 20 285,0		1'37.307 10 285,0		1'36.725 10 284,2												
15	T. RABAT Kawasaki ZX-10RR	ESP	1'36.834 23 285,0		1'37.214 11 284,2		1'36.834 12 285,0												
16	X. VIERGE Honda CBR1000 RR-R	ESP	1'36.897 27 288,0		1'36.897 14 287,2		1'37.956 13 288,0												
17	I. LECUONA Honda CBR1000 RR-R	ESP	1'36.955 20 286,5		1'37.110 9 285,0		1'36.955 11 286,5												
18	A. LOCATELLI Yamaha YZF R1	ITA	1'37.227 18 285,0		1'37.227 6 282,0		1'37.257 12 285,0												
19	A. BASSANI Kawasaki ZX-10RR	ITA	1'37.240 13 287,2		1'37.554 7 285,7		1'37.240 6 287,2												
20	B. RAY Yamaha YZF R1	GBR	1'37.826 21 280,5		1'37.826 8 280,5		1'38.351 13 277,6												
21	N. SPINELLI Ducati Panigale V4R	ITA	1'38.077 20 286,5		1'38.077 11 286,5		1'40.114 9 281,3												
22	T. MACKENZIE Honda CBR1000 RR-R	GBR	1'38.089 18 283,5		1'38.089 8 283,5		1'38.933 10 282,0												
23	A. NORRODIN Honda CBR1000 RR-R	MAS	1'40.150 25 281,3		1'40.150 11 281,3		1'42.021 14 279,1												

19/04/2024

These data/results cannot be reproduced, stored and/or transmitted in whole or in part by any manner of electronic, mechanical, photocopying, recording, broadcasting or otherwise now known or herein after developed without the previous express consent by the copyright owner, except for reproduction in daily press and regular printed publications on sale to the public within 60 days of the event related to those data/results and always provided that copyright symbol appears together as follows below.

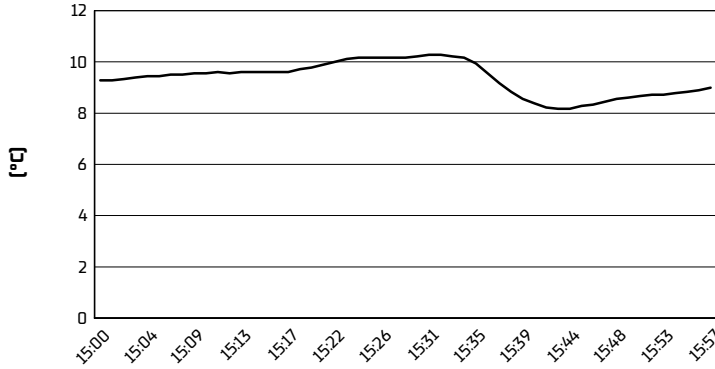
© DORNA WSBK ORGANIZATION Srl 2024

FICR PERUGIA TIMING

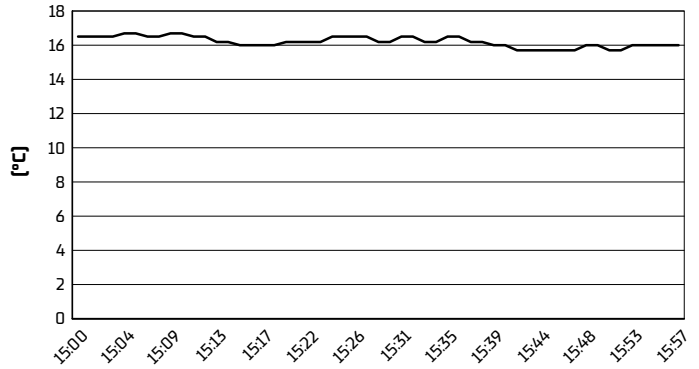


Pirelli Dutch Round, 19-21 April 2024
Weather Report Free Practice 2nd Session
Session started 15:00 - Session ended 15:58

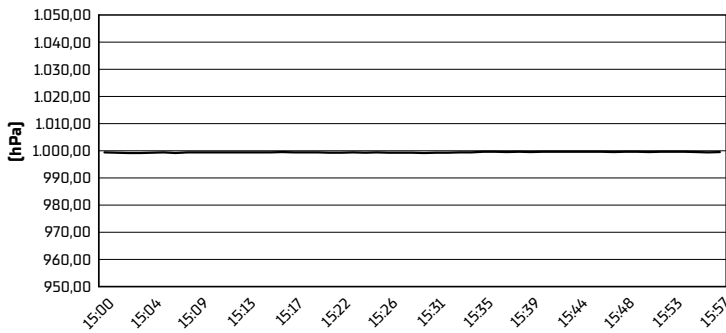
Air Temperature



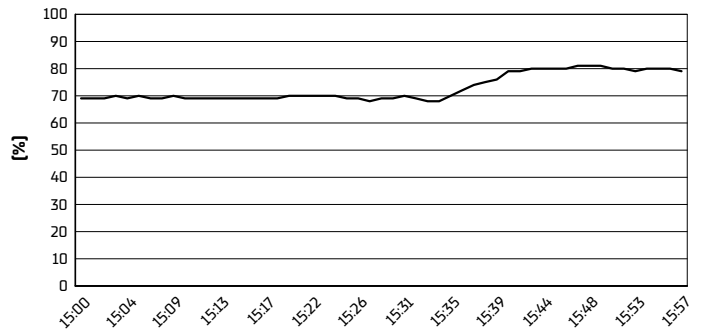
Track Temperature



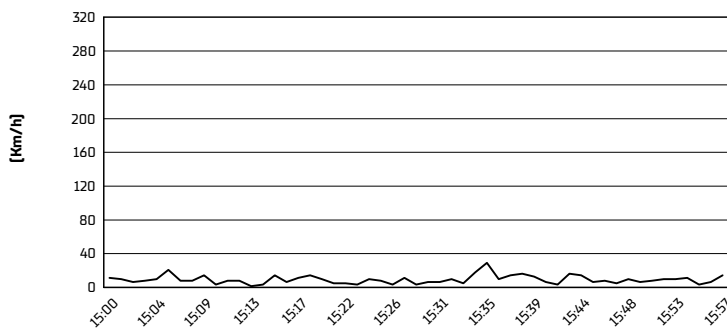
Air Pressure



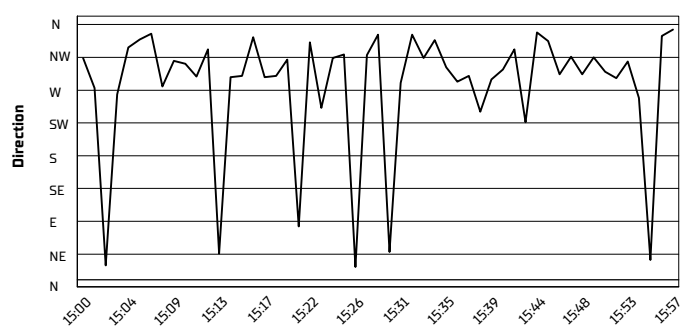
Humidity



Wind Speed



Wind Direction



19/04/2024

These data/results cannot be reproduced, stored and/or transmitted in whole or in part by any manner of electronic, mechanical, photocopying, recording, broadcasting or otherwise now known or herein after developed without the previous express consent by the copyright owner, except for reproduction in daily press and regular printed publications on sale to the public within 60 days of the event related to those data/results and always provided that copyright symbol appears together as follows below.

© DORNA WSBK ORGANIZATION Srl 2024