

No.	Rider	Nat	Team	Bike	Class	Time	Gap	Rel.	Laps	Speed	
										Avg	Max
1	<b>65 J. REA</b>	GBR	Pata Prometeon Yamaha	Yamaha YZF R1		<b>1'42.650</b>			8	159,291	<b>282,0</b>
2	<b>11 N. BULEGA</b>	ITA	Aruba.it Racing - Ducati	Ducati Panigale V4R		<b>1'42.744</b>	0.094	0.094	7	159,145	<b>288,0</b>
3	<b>54 T. RAZGATLIOGLU</b>	TUR	ROKIT BMW Motorrad WorldSBK Team	BMW M1000 RR		<b>1'43.003</b>	0.353	0.259	7	158,745	<b>286,5</b>
4	<b>14 S. LOWES</b>	GBR	ELF Marc VDS Racing Team	Ducati Panigale V4R	IND	<b>1'43.190</b>	0.540	0.187	7	158,457	<b>284,2</b>
5	<b>22 A. LOWES</b>	GBR	Kawasaki Racing Team WorldSBK	Kawasaki ZX-10RR		<b>1'43.442</b>	0.792	0.252	8	158,071	<b>284,2</b>
6	<b>87 R. GARDNER</b>	AUS	GYTR GRT Yamaha WorldSBK Team	Yamaha YZF R1		<b>1'43.633</b>	0.983	0.191	8	157,780	<b>281,3</b>
7	<b>1 A. BAUTISTA</b>	ESP	Aruba.it Racing - Ducati	Ducati Panigale V4R		<b>1'43.730</b>	1.080	0.097	8	157,632	<b>289,5</b>
8	<b>21 M. RINALDI</b>	ITA	Team Motocorsa Racing	Ducati Panigale V4R	IND	<b>1'43.744</b>	1.094	0.014	8	157,611	<b>284,2</b>
9	<b>29 A. IANNONE</b>	ITA	Team GoEleven	Ducati Panigale V4R	IND	<b>1'43.769</b>	1.119	0.025	7	157,573	<b>285,0</b>
10	<b>55 A. LOCATELLI</b>	ITA	Pata Prometeon Yamaha	Yamaha YZF R1		<b>1'43.950</b>	1.300	0.181	8	157,299	<b>284,2</b>
11	<b>24 N. SPINELLI</b>	ITA	Barni Spark Racing Team	Ducati Panigale V4R	IND	<b>1'44.049</b>	1.399	0.099	8	157,149	<b>284,2</b>
12	<b>97 X. VIERGE</b>	ESP	Team HRC	Honda CBR1000 RR-R		<b>1'44.095</b>	1.445	0.046	8	157,080	<b>286,5</b>
13	<b>60 M. VAN DER MARK</b>	NED	ROKIT BMW Motorrad WorldSBK Team	BMW M1000 RR		<b>1'44.111</b>	1.461	0.016	6	157,055	<b>282,0</b>
14	<b>95 T. MACKENZIE</b>	GBR	PETRONAS MIE Racing Honda	Honda CBR1000 RR-R	IND	<b>1'44.112</b>	1.462	0.001	7	157,054	<b>281,3</b>
15	<b>45 S. REDDING</b>	GBR	Bonovo Action BMW	BMW M1000 RR		<b>1'44.216</b>	1.566	0.104	7	156,897	<b>284,2</b>
16	<b>47 A. BASSANI</b>	ITA	Kawasaki Racing Team WorldSBK	Kawasaki ZX-10RR		<b>1'44.231</b>	1.581	0.015	7	156,875	<b>286,5</b>
17	<b>31 G. GERLOFF</b>	USA	Bonovo Action BMW	BMW M1000 RR		<b>1'44.582</b>	1.932	0.351	7	156,348	<b>285,0</b>
18	<b>5 P. OETTL</b>	GER	GMT94 Yamaha	Yamaha YZF R1	IND	<b>1'45.075</b>	2.425	0.493	8	155,615	<b>280,5</b>
19	<b>77 D. AEGERTER</b>	SUI	GYTR GRT Yamaha WorldSBK Team	Yamaha YZF R1		<b>1'45.420</b>	2.770	0.345	8	155,105	<b>282,0</b>
20	<b>28 B. RAY</b>	GBR	Yamaha Motoxracing WorldSBK Team	Yamaha YZF R1	IND	<b>1'46.093</b>	3.443	0.673	7	154,121	<b>279,8</b>
21	<b>27 A. NORRODIN</b>	MAS	PETRONAS MIE Racing Honda	Honda CBR1000 RR-R	IND	<b>1'47.083</b>	4.433	0.990	8	152,697	<b>276,2</b>
<b>----- Not Qualified -----</b>											
NQ	<b>53 T. RABAT</b>	ESP	Kawasaki Puccetti Racing	Kawasaki ZX-10RR	IND	<b>1'48.996</b>	6.346	1.913	7	150,017	<b>277,6</b>

Qualifying Lap Time (105% of 1'42.650): **1'47.783**

AIR	Humidity:	76%	Temp:	8°C
TRACK	Condition:	Wet	Temp:	15°C

Records	Pole	(SP)	2022	T.Razgatioglu	1'32.934	175,940	Km/h
	Race	(SPRC)	2022	A.Bautista	1'33.620	174,650	Km/h
	All Times	(SP)	2022	T.Razgatioglu	1'32.934	175,940	Km/h

Start 20/04/2024 11:00 End 11:20 The results are provisional until the end of the time limit for protests and appeals and the completion of the technical checks.

These data/results cannot be reproduced, stored and/or transmitted in whole or in part by any manner of electronic, mechanical, photocopying, recording, broadcasting or otherwise now known or herein after developed without the previous express consent by the copyright owner, except for reproduction in daily press and regular printed publications on sale to the public within 60 days of the event related to those data/results and always provided that copyright symbol appears together as follows below.

© DORNA WSBK ORGANIZATION Srl 2024

## Pirelli Dutch Round, 19–21 April 2024

### Results Tissot Superpole

#### Session Highlights

Local Time	No. Rider	Description
10.58.15		DROPS of RAIN in Sector 1
10.59.05		DROPS of RAIN in Sector 1 & 4
11.00.00		Start
11.00.03		DROPS of RAIN in All Sectors
11.05.59	<b>31 G. GERLOFF</b>	Transponder NOT Working
11.06.00	<b>95 T. MACKENZIE</b>	Transponder NOT Working
11.09.58	<b>22 A. LOWES</b>	On Asphalt - Re-Joined - Turn 1
11.13.20	<b>60 M. VAN DER MARK</b>	Crashed - Turn 5
11.13.26	<b>60 M. VAN DER MARK</b>	Re-joined
11.15.50	<b>60 M. VAN DER MARK</b>	Under investigation
11.16.26	<b>47 A. BASSANI</b>	Lap Cancelled [1'44.741] - Exceeded Track Limits - Turn 17
11.16.46	<b>97 X. VIERGE</b>	Lap Cancelled [1'44.364] - Yellow Flag - Turn 5
11.16.49	<b>55 A. LOCATELLI</b>	Lap Cancelled [1'45.053] - Yellow Flag - Turn 5
11.16.52	<b>5 P. OETTL</b>	Lap Cancelled [1'45.862] - Yellow Flag - Turn 5
11.16.55	<b>77 D. AEGERTER</b>	Lap Cancelled [1'45.953] - Yellow Flag - Turn 5
11.16.58	<b>27 A. NORRODIN</b>	Lap Cancelled [1'47.509] - Yellow Flag - Turn 5
11.17.01	<b>60 M. VAN DER MARK</b>	Last Lap Cancelled - Didn't enter pit lane after crash
11.17.01	<b>21 M. RINALDI</b>	Lap Cancelled [1'48.636] - Yellow Flag - Turn 5
11.18.55		Top 3 Confirmed
11.20.24		End Of Session

#### Fastest Laps Sequence

No.	Rider	Nat	Team	Bike	Local Time	Time	Gap	Avg
<b>65</b>	<b>J. REA</b>	GBR	Pata Prometeon Yamaha	Yamaha YZF R1	11:03'44.817	<b>1'44.841</b>		155,962
<b>11</b>	<b>N. BULEGA</b>	ITA	Aruba.it Racing - Ducati	Ducati Panigale V4R	11:05'11.761	<b>1'44.634</b>	-0.207	156,270
<b>65</b>	<b>J. REA</b>	GBR	Pata Prometeon Yamaha	Yamaha YZF R1	11:05'29.053	<b>1'44.236</b>	-0.398	156,867
<b>11</b>	<b>N. BULEGA</b>	ITA	Aruba.it Racing - Ducati	Ducati Panigale V4R	11:06'55.430	<b>1'43.669</b>	-0.567	157,725
<b>65</b>	<b>J. REA</b>	GBR	Pata Prometeon Yamaha	Yamaha YZF R1	11:07'12.497	<b>1'43.444</b>	-0.225	158,068
<b>54</b>	<b>T. RAZGATLIOGLU</b>	TUR	ROKIT BMW Motorrad WorldSBK Team	BMW M 1000 RR	11:08'41.414	<b>1'43.419</b>	-0.025	158,106
<b>65</b>	<b>J. REA</b>	GBR	Pata Prometeon Yamaha	Yamaha YZF R1	11:08'55.523	<b>1'43.026</b>	-0.393	158,709
<b>11</b>	<b>N. BULEGA</b>	ITA	Aruba.it Racing - Ducati	Ducati Panigale V4R	11:10'27.147	<b>1'42.744</b>	-0.282	159,145
<b>65</b>	<b>J. REA</b>	GBR	Pata Prometeon Yamaha	Yamaha YZF R1	11:10'38.173	<b>1'42.650</b>	-0.094	159,291

Start 11:00 End 11:20 The results are provisional until the end of the time limit for protests and appeals and the completion of the technical checks.

These data/results cannot be reproduced, stored and/or transmitted in whole or in part by any manner of electronic, mechanical, photocopying, recording, broadcasting or otherwise now known or herein after developed without the previous express consent by the copyright owner, except for reproduction in daily press and regular printed publications on sale to the public within 60 days of the event related to those data/results and always provided that copyright symbol appears together as follows below.

© DORNA WSBK ORGANIZATION Srl 2024

## Pirelli Dutch Round, 19–21 April 2024

### Best Sectors & Speed Tissot Superpole

BEST LAP			
1	65	J. REA	Yamaha YZF R1 1'42.650
2	11	N. BULEGA	Ducati Panigale V4R 1'42.744
3	54	T. RAZGATLIOGLU	BMW M 1000 RR 1'43.003
4	14	S. LOWES	Ducati Panigale V4R 1'43.190
5	22	A. LOWES	Kawasaki ZX-10RR 1'43.442
6	87	R. GARDNER	Yamaha YZF R1 1'43.633
7	1	A. BAUTISTA	Ducati Panigale V4R 1'43.730
8	21	M. RINALDI	Ducati Panigale V4R 1'43.744
9	29	A. IANNONE	Ducati Panigale V4R 1'43.769
10	55	A. LOCATELLI	Yamaha YZF R1 1'43.950
11	24	N. SPINELLI	Ducati Panigale V4R 1'44.049
12	97	X. VIERGE	Honda CBR1000 RR-R 1'44.095
13	60	M. VAN DER MARK	BMW M 1000 RR 1'44.111
14	95	T. MACKENZIE	Honda CBR1000 RR-R 1'44.112
15	45	S. REDDING	BMW M 1000 RR 1'44.216
16	47	A. BASSANI	Kawasaki ZX-10RR 1'44.231
17	31	G. GERLOFF	BMW M 1000 RR 1'44.582
18	5	P. OETTL	Yamaha YZF R1 1'45.075
19	77	D. AEGERTER	Yamaha YZF R1 1'45.420
20	28	B. RAY	Yamaha YZF R1 1'46.093
21	27	A. NORRODIN	Honda CBR1000 RR-R 1'47.083
22	53	T. RABAT	Kawasaki ZX-10RR 1'48.996

SPEED			
1	1	A. BAUTISTA	Ducati Panigale V4R 289,5
2	11	N. BULEGA	Ducati Panigale V4R 288,0
3	54	T. RAZGATLIOGLU	BMW M 1000 RR 286,5
4	97	X. VIERGE	Honda CBR1000 RR-R 286,5
5	47	A. BASSANI	Kawasaki ZX-10RR 286,5
6	31	G. GERLOFF	BMW M 1000 RR 285,0
7	29	A. IANNONE	Ducati Panigale V4R 285,0
8	24	N. SPINELLI	Ducati Panigale V4R 284,2
9	45	S. REDDING	BMW M 1000 RR 284,2
10	22	A. LOWES	Kawasaki ZX-10RR 284,2
11	55	A. LOCATELLI	Yamaha YZF R1 284,2
12	21	M. RINALDI	Ducati Panigale V4R 284,2
13	14	S. LOWES	Ducati Panigale V4R 284,2
14	60	M. VAN DER MARK	BMW M 1000 RR 282,0
15	65	J. REA	Yamaha YZF R1 282,0
16	77	D. AEGERTER	Yamaha YZF R1 282,0
17	87	R. GARDNER	Yamaha YZF R1 281,3
18	95	T. MACKENZIE	Honda CBR1000 RR-R 281,3
19	5	P. OETTL	Yamaha YZF R1 280,5
20	28	B. RAY	Yamaha YZF R1 279,8
21	53	T. RABAT	Kawasaki ZX-10RR 277,6
22	27	A. NORRODIN	Honda CBR1000 RR-R 276,2

SEG. 1			SEG. 2			SEG. 3			SEG. 4						
1	65	J. REA	33.642	1	65	J. REA	14.990	1	11	N. BULEGA	29.882	1	54	T. RAZGATLIOGLU	23.824
2	54	T. RAZGATLIOGLU	33.718	2	14	S. LOWES	14.998	2	65	J. REA	30.079	2	11	N. BULEGA	23.855
3	22	A. LOWES	33.810	3	45	S. REDDING	15.074	3	24	N. SPINELLI	30.139	3	65	J. REA	23.891
4	11	N. BULEGA	33.812	4	1	A. BAUTISTA	15.079	4	54	T. RAZGATLIOGLU	30.162	4	22	A. LOWES	23.968
5	14	S. LOWES	33.870	5	11	N. BULEGA	15.107	5	22	A. LOWES	30.181	5	14	S. LOWES	24.045
6	95	T. MACKENZIE	33.934	6	97	X. VIERGE	15.141	6	14	S. LOWES	30.186	6	87	R. GARDNER	24.090
7	97	X. VIERGE	33.956	7	29	A. IANNONE	15.154	7	29	A. IANNONE	30.233	7	29	A. IANNONE	24.109
8	87	R. GARDNER	33.984	8	54	T. RAZGATLIOGLU	15.173	8	87	R. GARDNER	30.266	8	21	M. RINALDI	24.132
9	60	M. VAN DER MARK	33.996	9	87	R. GARDNER	15.205	9	21	M. RINALDI	30.278	9	24	N. SPINELLI	24.149
10	55	A. LOCATELLI	34.017	10	22	A. LOWES	15.232	10	1	A. BAUTISTA	30.301	10	47	A. BASSANI	24.184
11	21	M. RINALDI	34.036	11	24	N. SPINELLI	15.248	11	60	M. VAN DER MARK	30.335	11	55	A. LOCATELLI	24.203
12	1	A. BAUTISTA	34.055	12	47	A. BASSANI	15.271	12	55	A. LOCATELLI	30.378	12	1	A. BAUTISTA	24.258
13	24	N. SPINELLI	34.205	13	60	M. VAN DER MARK	15.272	13	95	T. MACKENZIE	30.389	13	95	T. MACKENZIE	24.261
14	29	A. IANNONE	34.245	14	21	M. RINALDI	15.298	14	47	A. BASSANI	30.434	14	45	S. REDDING	24.294
15	45	S. REDDING	34.246	15	55	A. LOCATELLI	15.352	15	97	X. VIERGE	30.506	15	60	M. VAN DER MARK	24.343
16	47	A. BASSANI	34.272	16	5	P. OETTL	15.364	16	45	S. REDDING	30.576	16	97	X. VIERGE	24.412
17	77	D. AEGERTER	34.378	17	95	T. MACKENZIE	15.415	17	5	P. OETTL	30.655	17	5	P. OETTL	24.576
18	5	P. OETTL	34.470	18	77	D. AEGERTER	15.468	18	77	D. AEGERTER	30.798	18	77	D. AEGERTER	24.755
19	28	B. RAY	34.777	19	28	B. RAY	15.619	19	27	A. NORRODIN	30.851	19	28	B. RAY	24.771
20	27	A. NORRODIN	34.909	20	27	A. NORRODIN	16.012	20	28	B. RAY	30.892	20	31	G. GERLOFF	25.077
21	31	G. GERLOFF	35.025	21	31	G. GERLOFF	16.037	21	31	G. GERLOFF	31.353	21	27	A. NORRODIN	25.224
22	53	T. RABAT	35.086	22	53	T. RABAT	16.259	22	53	T. RABAT	31.860	22	53	T. RABAT	25.711

20/04/2024

These data/results cannot be reproduced, stored and/or transmitted in whole or in part by any manner of electronic, mechanical, photocopying, recording, broadcasting or otherwise now known or herein after developed without the previous express consent by the copyright owner, except for reproduction in daily press and regular printed publications on sale to the public within 60 days of the event related to those data/results and always provided that copyright symbol appears together as follows below.

© DORNA WSBK ORGANIZATION Srl 2024

## Pirelli Dutch Round, 19–21 April 2024

### Ideal Times Tissot Superpole

No.	Rider	Nat	Bike	Seg. 1	Seg. 2	Seg. 3	Seg. 4	Ideal Time			
				Diff. 1	Diff. 2	Diff. 3	Diff. 4	Best Lap	Pos.	Diff.	
1	<b>65 J. REA</b>	GBR	Yamaha YZF R1	<b>33.642</b>	<b>14.990</b> +0.027	30.079 +0.021	23.891	<b>1'42.602</b> 1'42.650	1	0.048	
2	<b>11 N. BULEGA</b>	ITA	Ducati Panigale V4R	33.812	15.107	<b>29.882</b>	23.855 +0.088	<b>1'42.656</b> 1'42.744	2	0.088	
3	<b>54 T. RAZGATLIOGLU</b>	TUR	BMW M 1000 RR	33.718 +0.101	15.173 +0.021	30.162 +0.004	<b>23.824</b>	<b>1'42.877</b> 1'43.003	3	0.126	
4	<b>14 S. LOWES</b>	GBR	Ducati Panigale V4R	33.870 +0.035	14.998 +0.008	30.186 +0.048	24.045	<b>1'43.099</b> 1'43.190	4	0.091	
5	<b>22 A. LOWES</b>	GBR	Kawasaki ZX-10RR	33.810	15.232	30.181 +0.203	23.968 +0.048	<b>1'43.191</b> 1'43.442	5	0.251	
6	<b>87 R. GARDNER</b>	AUS	Yamaha YZF R1	33.984 +0.048	15.205 +0.040	30.266	24.090	<b>1'43.545</b> 1'43.633	6	0.088	
7	<b>1 A. BAUTISTA</b>	ESP	Ducati Panigale V4R	34.055	15.079	30.301	24.258 +0.037	<b>1'43.693</b> 1'43.730	7	0.037	
8	<b>24 N. SPINELLI</b>	ITA	Ducati Panigale V4R	34.205 +0.134	15.248	30.139 +0.174	24.149	<b>1'43.741</b> 1'44.049	11	0.308	
9	<b>29 A. IANNONE</b>	ITA	Ducati Panigale V4R	34.245	15.154 +0.028	30.233	24.109	<b>1'43.741</b> 1'43.769	9	0.028	
10	<b>21 M. RINALDI</b>	ITA	Ducati Panigale V4R	34.036	15.298	30.278	24.132	<b>1'43.744</b> 1'43.744	8		
11	<b>60 M. VAN DER MARK</b>	NED	BMW M 1000 RR	33.996	15.272	30.335 +0.094	24.343 +0.071	<b>1'43.946</b> 1'44.111	13	0.165	
12	<b>55 A. LOCATELLI</b>	ITA	Yamaha YZF R1	34.017	15.352	30.378	24.203	<b>1'43.950</b> 1'43.950	10		
13	<b>95 T. MACKENZIE</b>	GBR	Honda CBR1000 RR-R	33.934 +0.113	15.415	30.389	24.261	<b>1'43.999</b> 1'44.112	14	0.113	
14	<b>97 X. VIERGE</b>	ESP	Honda CBR1000 RR-R	33.956	15.141	30.506 +0.080	24.412	<b>1'44.015</b> 1'44.095	12	0.080	
15	<b>47 A. BASSANI</b>	ITA	Kawasaki ZX-10RR	34.272 +0.057	15.271 +0.013	30.434	24.184	<b>1'44.161</b> 1'44.231	16	0.070	
16	<b>45 S. REDDING</b>	GBR	BMW M 1000 RR	34.246	15.074	30.576 +0.026	24.294	<b>1'44.190</b> 1'44.216	15	0.026	
17	<b>5 P. DETTL</b>	GER	Yamaha YZF R1	34.470	15.364	30.655 +0.010	24.576	<b>1'45.065</b> 1'45.075	18	0.010	
18	<b>77 D. AEGERTER</b>	SUI	Yamaha YZF R1	34.378	15.468 +0.021	30.798	24.755	<b>1'45.399</b> 1'45.420	19	0.021	
19	<b>28 B. RAY</b>	GBR	Yamaha YZF R1	34.777	15.619	30.892 +0.034	24.771	<b>1'46.059</b> 1'46.093	20	0.034	
20	<b>27 A. NORRODIN</b>	MAS	Honda CBR1000 RR-R	34.909 +0.069	16.012 +0.018	30.851	25.224	<b>1'46.996</b> 1'47.083	21	0.087	
21	<b>53 T. RABAT</b>	ESP	Kawasaki ZX-10RR	35.086	16.259 +0.080	31.860	25.711	<b>1'48.916</b> 1'48.996	22	0.080	
	<b>31 G. GERLOFF</b>	USA	BMW M 1000 RR	One or more sectors missing					1'44.582		
<b>Overall Ideal Time</b>				33.642	14.990	29.882	23.824	<b>1'42.338</b>			

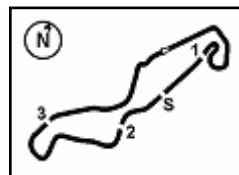
20/04/2024

These data/results cannot be reproduced, stored and/or transmitted in whole or in part by any manner of electronic, mechanical, photocopying, recording, broadcasting or otherwise now known or herein after developed without the previous express consent by the copyright owner, except for reproduction in daily press and regular printed publications on sale to the public within 60 days of the event related to those data/results and always provided that copyright symbol appears together as follows below.

© DORNA WSBK ORGANIZATION Srl 2024

FIGR PERUGIA TIMING





TT Circuit Assen 4.542 m

1 / 3

1° 65 J. REA [1'42.650]							
Lap	Seg1	Seg2	Seg3	Seg4	Lap Time	km/h	Local Time
1		16.119	31.973	26.326		276,2	
2	34.330	15.393	30.540	24.578	1'44.841	279,8	11:03'44.817
3	34.067	15.393	30.430	24.346	1'44.236	277,6	11:05'29.053
4	33.878	15.149	30.091	24.326	1'43.444	281,3	11:07'12.497
5	33.700	15.037	30.101	24.188	1'43.026	282,0	11:08'55.523
6	33.642	15.017	30.100	23.891	1'42.650	282,0	11:10'38.173
7	34.085	17.971	32.245	24.441	1'48.742	216,9	11:12'26.915
8	33.680	15.068	30.079	24.007	1'42.834	281,3	11:14'09.749
9	33.684	14.990	30.159	24.127	1'42.960	282,0	11:15'52.709

4	34.100	15.291	30.362	24.276	1'44.029	279,8	11:07'16.719
5	34.032	15.245	30.266	24.090	1'43.633	280,5	11:09'00.352
6	37.798	15.705	31.021	25.602	1'50.126	278,4	11:10'50.478
7	34.158	15.267	31.623	28.854	1'49.902	281,3	11:12'40.380
8	33.984	15.205	30.323	24.219	1'43.731	281,3	11:14'24.111
9	34.192	15.351	30.327	24.391	1'44.261	281,3	11:16'08.372

2° 11 N. BULEGA [1'42.744]							
Lap	Seg1	Seg2	Seg3	Seg4	Lap Time	km/h	Local Time
1		16.357	31.581	25.200		276,9	
2	34.515	15.252	30.287	24.580	1'44.634	286,5	11:05'11.761
3	34.116	15.302	30.110	24.141	1'43.669	288,0	11:06'55.430
4	38.737	15.579	30.262	24.395	1'48.973	284,2	11:08'44.403
5	33.812	15.107	29.882	23.943	1'42.744	285,7	11:10'27.147
6	33.959	15.305	30.314	24.142	1'43.720	285,7	11:12'10.867
7	33.834	15.148	30.119	23.855	1'42.956	284,2	11:13'53.823
8	37.994	16.214	31.760	25.909	1'51.877	265,4	11:15'45.700

7° 1 A. BAUTISTA [1'43.730]							
Lap	Seg1	Seg2	Seg3	Seg4	Lap Time	km/h	Local Time
1		16.403	32.462	26.253		268,0	
2	35.163	15.745	31.614	25.029	1'47.551	281,3	11:03'51.973
3	34.464	15.506	30.706	24.803	1'45.479	287,2	11:05'37.452
4	34.698	15.421	30.496	24.552	1'45.167	283,5	11:07'22.619
5	34.581	15.494	30.664	24.628	1'45.367	285,7	11:09'07.986
6	34.461	15.289	30.684	24.493	1'44.927	288,0	11:10'52.913
7	34.408	15.365	30.570	24.536	1'44.879	287,2	11:12'37.792
8	34.109	15.136	30.344	24.258	1'43.847	289,5	11:14'21.639
9	34.055	15.079	30.301	24.295	1'43.730	288,8	11:16'05.369

3° 54 T. RAZGATLIOGLU [1'43.003]							
Lap	Seg1	Seg2	Seg3	Seg4	Lap Time	km/h	Local Time
1		16.209	31.728	24.982		279,8	
2	34.641	15.521	30.687	24.276	1'45.125	285,0	11:05'14.153
3	34.157	15.308	30.194	24.183	1'43.842	285,7	11:06'57.995
4	33.946	15.266	30.244	23.963	1'43.419	285,0	11:08'41.414
5	33.872	15.173	30.162	24.224	1'43.431	286,5	11:10'24.845
6	33.819	15.194	30.166	23.824	1'43.003	285,7	11:12'07.848
7	35.517	15.632	33.081	24.783	1'49.013	285,7	11:13'56.861
8	33.718	15.366	30.357	24.258	1'43.699	280,5	11:15'40.560

8° 21 M. RINALDI [1'43.744]							
Lap	Seg1	Seg2	Seg3	Seg4	Lap Time	km/h	Local Time
1		16.745	32.542	25.589		272,0	
2	35.248	16.164	31.349	25.411	1'48.172	281,3	11:04'18.344
3	35.132	16.261	31.175	25.119	1'47.687	277,6	11:06'06.031
4	34.731	15.641	30.803	24.973	1'46.148	280,5	11:07'52.179
5	34.598	15.628	30.475	24.279	1'44.980	281,3	11:09'37.159
6	34.293	15.431	30.632	24.173	1'44.529	283,5	11:11'21.688
7	34.137	15.436	30.377	24.382	1'44.332	282,0	11:13'06.020
8	34.679	16.836	32.568	24.553	1'48.636C	275,5	11:14'54.656
9	34.036	15.298	30.278	24.132	1'43.744	284,2	11:16'38.400

4° 14 S. LOWES [1'43.190]							
Lap	Seg1	Seg2	Seg3	Seg4	Lap Time	km/h	Local Time
1		17.433	34.015	26.501		250,6	
2	36.038	15.808	31.933	25.616	1'49.395	281,3	11:04'47.538
3	34.893	15.491	30.938	25.046	1'46.368	284,2	11:06'33.906
4	35.682	15.766	31.352	24.604	1'47.404	283,5	11:08'21.310
5	34.140	15.312	30.266	24.263	1'43.981	282,7	11:10'05.291
6	34.160	15.226	30.186	24.177	1'43.749	283,5	11:11'49.040
7	33.905	15.006	30.234	24.045	1'43.190	284,2	11:13'32.230
8	33.870	14.998	30.421	24.165	1'43.454	282,7	11:15'15.684

9° 29 A. IANNONE [1'43.769]							
Lap	Seg1	Seg2	Seg3	Seg4	Lap Time	km/h	Local Time
1		18.019	37.084	26.773		243,2	
2	35.355	15.933	31.235	24.936	1'47.459	281,3	11:04'48.313
3	34.533	15.441	30.695	24.852	1'45.521	276,2	11:06'33.834
4	34.835	15.348	30.413	24.260	1'44.856	280,5	11:08'18.690
5	34.451	15.562	30.347	24.123	1'44.483	282,7	11:10'03.173
6	42.192	17.490	31.455	25.277	1'56.414	247,1	11:11'59.587
7	34.245	15.182	30.233	24.109	1'43.769	282,0	11:13'43.356
8	34.310	15.154	30.357	24.162	1'43.983	285,0	11:15'27.339

5° 22 A. LOWES [1'43.442]							
Lap	Seg1	Seg2	Seg3	Seg4	Lap Time	km/h	Local Time
1		19.771	33.330	25.959		213,0	
2	34.495	15.748	31.159	24.787	1'46.189	281,3	11:04'19.699
3	34.182	15.683	30.886	25.390	1'46.141	284,2	11:06'05.840
4	34.039	15.377	30.470	24.381	1'44.267	283,5	11:07'50.107
5	33.869	15.425	30.337	28.023	1'47.654	282,0	11:09'37.761
6	38.786	15.479	31.110	24.333	1'49.708	277,6	11:11'27.469
7	33.990	15.327	30.181	23.968	1'43.466	282,0	11:13'10.935
8	34.446	17.452	31.244	24.943	1'48.085	245,5	11:14'59.020
9	33.810	15.232	30.384	24.016	1'43.442	282,7	11:16'42.462

10° 55 A. LOCATELLI [1'43.950]							
Lap	Seg1	Seg2	Seg3	Seg4	Lap Time	km/h	Local Time
1		16.329	32.291	25.698		272,0	
2	34.892	15.697	31.278	25.117	1'46.984	281,3	11:03'55.345
3	35.074	15.961	32.097	25.567	1'48.699	274,8	11:05'44.044
4	34.476	15.605	30.832	24.968	1'45.881	282,0	11:07'29.925
5	34.336	15.518	30.635	24.690	1'45.179	281,3	11:09'15.104
6	34.293	15.547	30.474	24.683	1'44.997	279,1	11:11'00.101
7	34.178	15.384	30.484	24.703	1'44.749	284,2	11:12'44.850
8	34.235	15.577	30.797	24.444	1'45.053C	280,5	11:14'29.903
9	34.017	15.352	30.378	24.203	1'43.950	281,3	11:16'13.853

6° 87 R. GARDNER [1'43.633]							
Lap	Seg1	Seg2	Seg3	Seg4	Lap Time	km/h	Local Time
1		16.843	32.774	27.445		270,0	
2	34.906	15.863	31.033	25.002	1'46.804	278,4	11:03'48.365
3	34.105	15.391	30.451	24.378	1'44.325	280,5	11:05'32.690

11° 24 N. SPINELLI [1'44.049]							
Lap	Seg1	Seg2	Seg3	Seg4	Lap Time	km/h	Local Time
1		16.800	38.095	31.887		263,4	
2	34.661	16.022	31.023	24.933	1'46.639	275,5	11:03'48.846
3	34.496	15.502	30.363	24.441	1'44.802	281,3	11:05'33.648
4	34.239	15.537	30.146	24.335	1'44.257	275,5	11:07'17.905
5	34.205	15.390	30.139	24.352	1'44.086	278,4	11:09'01.991
6	35.635	15.878	31.672	25.776	1'48.961	269,3	11:10'50.952

20/04/2024

P = Pits In/Out - C = Lap Time Cancelled

These data/results cannot be reproduced, stored and/or transmitted in whole or in part by any manner of electronic, mechanical, photocopying, recording, broadcasting or otherwise now known or herein after developed without the previous express consent by the copyright owner, except for reproduction in daily press and regular printed publications on sale to the public within 60 days of the event related to those data/results and always provided that copyright symbol appears together as follows below.

© DORNA WSBK ORGANIZATION Srl 2024

## Pirelli Dutch Round, 19-21 April 2024

### Chronological Analysis Tissot Superpole

2 / 3

7	34.255	15.314	30.304	24.487	1'44.360	282,7	11:12'35.312
8	35.472	17.063	30.364	24.435	1'47.334	237,4	11:14'22.646
9	34.339	<b>15.248</b>	30.313	<b>24.149</b>	<b>1'44.049</b>	<b>284,2</b>	11:16'06.695

1						16.124	32.116	26.028		280,5	
2	<b>35.025</b>					<b>16.037</b>	<b>31.353</b>	<b>25.077</b>	1'47.492	<b>285,0</b>	11:04'34.587
3									1'45.682		11:06'20.269
4									1'45.691		11:08'05.960
5									1'44.918		11:09'50.878
6									1'44.705		11:11'35.583
7									<b>1'44.582</b>		11:13'20.165
8									1'44.799		11:15'04.964

12° 97 X. VIERGE [1'44.095]							
Lap	Seg.1	Seg.2	Seg.3	Seg.4	Lap Time	km/h	Local Time
1		16.481	32.240	26.263		274,8	
2	35.370	15.951	31.472	25.525	1'48.318	282,0	11:03'53.307
3	34.861	15.716	30.988	25.038	1'46.603	280,5	11:05'39.910
4	34.482	15.670	30.994	25.092	1'46.238	282,7	11:07'26.148
5	34.365	15.558	31.039	25.440	1'46.402	284,2	11:09'12.550
6	34.275	15.583	30.730	24.938	1'45.526	285,0	11:10'58.076
7	34.223	15.488	<b>30.506</b>	24.502	1'44.719	285,0	11:12'42.795
8	34.060	15.249	30.629	24.426	1'44.364C	<b>286,5</b>	11:14'27.159
9	<b>33.956</b>	<b>15.141</b>	30.586	<b>24.412</b>	<b>1'44.095</b>	<b>286,5</b>	11:16'11.254

18° 5 P. OETTL [1'45.075]							
Lap	Seg.1	Seg.2	Seg.3	Seg.4	Lap Time	km/h	Local Time
1		16.640	36.136	31.821		270,7	
2	36.026	16.214	31.570	25.352	1'49.162	274,8	11:03'51.915
3	35.398	15.778	30.937	25.071	1'47.184	278,4	11:05'39.099
4	34.861	15.924	<b>30.655</b>	24.923	1'46.353	274,8	11:07'25.452
5	34.637	15.634	30.795	24.770	1'45.836	277,6	11:09'11.288
6	34.799	16.082	31.549	24.897	1'47.327	273,4	11:10'58.615
7	35.011	15.521	30.723	24.620	1'45.875	278,4	11:12'44.490
8	34.829	15.537	30.946	24.550	1'45.862C	<b>280,5</b>	11:14'30.352
9	<b>34.470</b>	<b>15.364</b>	30.665	<b>24.576</b>	<b>1'45.075</b>	279,1	11:16'15.427

13° 60 M. VAN DER MARK [1'44.111]							
Lap	Seg.1	Seg.2	Seg.3	Seg.4	Lap Time	km/h	Local Time
1		16.196	31.709	25.242		276,2	
2	34.508	15.514	30.695	24.642	1'45.359	<b>282,0</b>	11:05'14.952
3	<b>33.996</b>	<b>15.272</b>	30.429	24.414	<b>1'44.111</b>	<b>282,0</b>	11:06'59.063
4	34.065	15.273	<b>30.335</b>	34.275	1'53.948P	278,4	11:08'53.011
5	2'35.662	15.480	30.788	24.398	3'46.328P	<b>280,5</b>	11:12'39.339
6	49.402	15.585	30.731	<b>24.343</b>	2'00.061	277,6	11:14'39.400
7	34.166	15.370	30.812	24.384	1'44.732C	<b>280,5</b>	11:16'24.132

19° 77 D. AEGERTER [1'45.420]							
Lap	Seg.1	Seg.2	Seg.3	Seg.4	Lap Time	km/h	Local Time
1		17.007	34.366	26.568		273,4	
2	35.430	15.821	31.739	25.798	1'48.788	280,5	11:03'55.195
3	34.990	15.801	31.271	25.346	1'47.408	281,3	11:05'42.603
4	34.867	15.730	31.127	25.094	1'46.818	278,4	11:07'29.421
5	35.507	16.603	32.707	25.664	1'50.481	268,0	11:09'19.902
6	34.932	15.600	30.894	24.853	1'46.279	281,3	11:11'06.181
7	34.489	<b>15.468</b>	31.047	24.798	1'45.802	<b>282,0</b>	11:12'51.983
8	34.653	15.522	31.029	24.749	1'45.953C	281,3	11:14'37.936
9	<b>34.378</b>	15.489	<b>30.798</b>	<b>24.755</b>	<b>1'45.420</b>	280,5	11:16'23.356

14° 95 T. MACKENZIE [1'44.112]							
Lap	Seg.1	Seg.2	Seg.3	Seg.4	Lap Time	km/h	Local Time
1		17.036	32.777	26.187		254,7	
2				25.188	1'47.598	276,9	11:04'30.843
3	34.742			25.061	1'46.517	280,5	11:06'17.360
4	34.474			25.313	1'46.852	279,8	11:08'04.212
5	34.309	15.570	30.394	24.466	1'44.739	280,5	11:09'48.951
6	34.175	15.621	30.494	24.583	1'44.873	279,1	11:11'33.824
7	34.047	<b>15.415</b>	<b>30.389</b>	<b>24.261</b>	<b>1'44.112</b>	<b>281,3</b>	11:13'17.936
8	<b>33.934</b>	15.561	30.437	24.382	1'44.314	279,8	11:15'02.250

20° 28 B. RAY [1'46.093]							
Lap	Seg.1	Seg.2	Seg.3	Seg.4	Lap Time	km/h	Local Time
1		17.642	35.319	28.404		253,5	
2	36.898	16.383	32.694	26.094	1'52.069	274,8	11:04'14.063
3	35.708	16.093	32.005	25.877	1'49.683	276,2	11:06'03.746
4	35.564	15.969	31.645	25.169	1'48.347	276,9	11:07'52.093
5	35.096	15.768	<b>30.892</b>	24.905	1'46.661	<b>279,8</b>	11:09'38.754
6	36.486	16.023	32.000	25.225	1'49.734	276,2	11:11'28.488
7	<b>34.777</b>	<b>15.619</b>	30.926	<b>24.771</b>	<b>1'46.093</b>	279,1	11:13'14.581
8	34.885	16.039	33.139	24.815	1'48.878	276,9	11:15'03.459

15° 45 S. REDDING [1'44.216]							
Lap	Seg.1	Seg.2	Seg.3	Seg.4	Lap Time	km/h	Local Time
1		16.538	33.777	26.207		271,4	
2	35.545	15.571	31.615	25.291	1'48.022	<b>284,2</b>	11:04'35.616
3	34.841	15.911	31.108	24.857	1'46.717	271,4	11:06'22.333
4	34.598	15.414	30.667	24.548	1'45.227	283,5	11:08'07.560
5	34.782	15.416	30.732	24.665	1'45.595	282,7	11:09'53.155
6	34.342	15.205	<b>30.576</b>	24.470	1'44.593	282,0	11:11'37.748
7	34.337	15.126	30.674	24.514	1'44.651	282,0	11:13'22.399
8	<b>34.246</b>	<b>15.074</b>	30.602	<b>24.294</b>	<b>1'44.216</b>	283,5	11:15'06.615

21° 27 A. NORRODIN [1'47.083]							
Lap	Seg.1	Seg.2	Seg.3	Seg.4	Lap Time	km/h	Local Time
1		16.743	32.397	26.909		270,0	
2	36.405	16.592	31.668	25.793	1'50.458	272,0	11:04'01.175
3	36.040	16.309	31.229	25.447	1'49.025	273,4	11:05'50.200
4	35.526	16.141	31.136	25.360	1'48.163	274,8	11:07'38.363
5	<b>34.909</b>	16.177	30.999	25.333	1'47.418	<b>276,2</b>	11:09'25.781
6	35.151	<b>16.012</b>	30.955	25.336	1'47.454	272,7	11:11'13.235
7	34.978	16.030	<b>30.851</b>	<b>25.224</b>	<b>1'47.083</b>	274,1	11:13'00.318
8	35.048	16.179	31.116	25.166	1'47.509C	272,7	11:14'47.827
9	35.108	16.016	31.229	25.307	1'47.660	273,4	11:16'35.487

16° 47 A. BASSANI [1'44.231]							
Lap	Seg.1	Seg.2	Seg.3	Seg.4	Lap Time	km/h	Local Time
1		16.621	32.293	25.440		268,7	
2	34.960	15.865	30.861	24.693	1'46.379	277,6	11:05'05.683
3	34.567	15.417	30.709	24.536	1'45.229	276,9	11:06'50.912
4	<b>34.272</b>	15.492	30.622	24.420	1'44.806	281,3	11:08'35.718
5	37.761	16.035	32.629	24.336	1'50.761	275,5	11:10'26.479
6	34.329	15.284	<b>30.434</b>	<b>24.184</b>	<b>1'44.231</b>	285,7	11:12'10.710
7	34.594	15.356	30.806	24.619	1'45.375	285,7	11:13'56.085
8	34.358	<b>15.271</b>	30.513	24.599	1'44.741C	<b>286,5</b>	11:15'40.826

22° 53 T. RABAT [1'48.996]							
Lap	Seg.1	Seg.2	Seg.3	Seg.4	Lap Time	km/h	Local Time
1		18.247	36.228	28.542		250,0	
2	38.191	17.374	34.555	27.677	1'57.797	262,8	11:04'19.744
3	36.833	17.033	33.431	26.964	1'54.261	268,0	11:06'14.005
4	36.192	16.801	33.039	26.904	1'52.936	270,7	11:08'06.941

17° 31 G. GERLOFF [1'44.582]							
Lap	Seg.1	Seg.2	Seg.3	Seg.4	Lap Time	km/h	Local Time

20/04/2024

P = Pits In/Out - C = Lap Time Cancelled

These data/results cannot be reproduced, stored and/or transmitted in whole or in part by any manner of electronic, mechanical, photocopying, recording, broadcasting or otherwise now known or herein after developed without the previous express consent by the copyright owner, except for reproduction in daily press and regular printed publications on sale to the public within 60 days of the event related to those data/results and always provided that copyright symbol appears together as follows below.

© DORNA WSBK ORGANIZATION Srl 2024

**Pirelli Dutch Round, 19-21 April 2024**  
**Chronological Analysis Tissot Superpole**

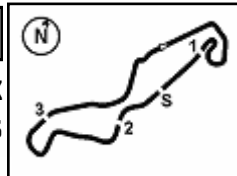
5	36.187	16.360	32.347	26.197	1'51.091	<b>277,6</b>	11:09'58.032
6	35.565	16.596	32.564	26.137	1'50.862	273,4	11:11'48.894
7	35.340	<b>16.259</b>	31.925	25.846	1'49.370	276,2	11:13'38.264
8	<b>35.086</b>	16.339	<b>31.860</b>	<b>25.711</b>	<b>1'48.996</b>	274,8	11:15'27.260

20/04/2024

P = Pits In/Dut - C = Lap Time Cancelled

These data/results cannot be reproduced, stored and/or transmitted in whole or in part by any manner of electronic, mechanical, photocopying, recording, broadcasting or otherwise now known or herein after developed without the previous express consent by the copyright owner, except for reproduction in daily press and regular printed publications on sale to the public within 60 days of the event related to those data/results and always provided that copyright symbol appears together as follows below.

© DORNA WSBK ORGANIZATION Srl 2024



TT Circuit Assen 4.542 m

## Pirelli Dutch Round, 19–21 April 2024

### Best Laps & Speeds

No.	Rider	Nat	Best Lap		FP1		FP2		FP3		SP	
			LL	SPD	LL	SPD	LL	SPD	LL	SPD	LL	SPD
1	<b>A. BAUTISTA</b> Ducati Panigale V4R	ESP	<b>1'35.473</b> 42 291,1		1'36.271 12 <b>291,1</b>		<b>1'35.473</b> 14 <b>291,1</b>		1'46.470 8 289,5		1'43.730 8 289,5	
2	<b>T. RAZGATLIOGLU</b> BMW M 1000 RR	TUR	<b>1'35.684</b> 45 291,1		1'35.684 13 288,8		1'35.750 17 <b>291,1</b>		1'46.666 8 285,7		1'43.003 7 286,5	
3	<b>R. GARDNER</b> Yamaha YZF R1	AUS	<b>1'35.827</b> 45 282,0		1'36.282 13 281,3		<b>1'35.827</b> 17 <b>282,0</b>		1'51.421 7 276,2		1'43.633 8 281,3	
4	<b>M. RINALDI</b> Ducati Panigale V4R	ITA	<b>1'35.919</b> 44 286,5		1'36.939 11 285,7		<b>1'35.919</b> 15 <b>286,5</b>		1'46.562 10 285,0		1'43.744 8 284,2	
5	<b>J. REA</b> Yamaha YZF R1	GBR	<b>1'35.922</b> 35 282,0		1'36.288 8 280,5		<b>1'35.922</b> 10 280,5		1'48.949 9 279,8		1'42.650 8 <b>282,0</b>	
6	<b>N. BULEGA</b> Ducati Panigale V4R	ITA	<b>1'35.941</b> 40 291,1		1'36.558 9 289,5		<b>1'35.941</b> 14 <b>291,1</b>		1'44.660 10 288,0		1'42.744 7 288,0	
7	<b>A. LOWES</b> Kawasaki ZX-10RR	GBR	<b>1'35.974</b> 34 287,2		1'35.974 9 285,0		1'37.177 11 <b>287,2</b>		1'45.749 6 282,7		1'43.442 8 284,2	
8	<b>S. LOWES</b> Ducati Panigale V4R	GBR	<b>1'36.066</b> 46 287,2		1'36.532 14 285,0		<b>1'36.066</b> 15 286,5		1'46.523 10 <b>287,2</b>		1'43.190 7 284,2	
9	<b>M. VAN DER MARK</b> BMW M 1000 RR	NED	<b>1'36.127</b> 36 286,5		1'36.405 11 284,2		<b>1'36.127</b> 9 <b>286,5</b>		1'46.391 10 281,3		1'44.111 6 282,0	
10	<b>D. AEGERTER</b> Yamaha YZF R1	SUI	<b>1'36.216</b> 46 286,5		1'36.602 14 <b>286,5</b>		<b>1'36.216</b> 14 <b>286,5</b>		1'49.361 10 282,0		1'45.420 8 282,0	
11	<b>A. IANNONE</b> Ducati Panigale V4R	ITA	<b>1'36.249</b> 35 291,1		1'36.535 8 <b>291,1</b>		<b>1'36.249</b> 12 288,8		1'46.707 8 285,0		1'43.769 7 285,0	
12	<b>G. GERLOFF</b> BMW M 1000 RR	USA	<b>1'36.386</b> 39 288,0		1'36.386 11 285,0		1'37.097 11 287,2		1'46.930 10 <b>288,0</b>		1'44.582 7 285,0	
13	<b>P. OETTL</b> Yamaha YZF R1	GER	<b>1'36.401</b> 48 281,3		1'37.014 13 <b>281,3</b>		<b>1'36.401</b> 19 279,8		1'49.978 8 <b>281,3</b>		1'45.075 8 280,5	
14	<b>S. REDDING</b> BMW M 1000 RR	GBR	<b>1'36.725</b> 32 285,0		1'37.307 10 <b>285,0</b>		<b>1'36.725</b> 10 284,2		1'53.180 5 279,1		1'44.216 7 284,2	
15	<b>T. RABAT</b> Kawasaki ZX-10RR	ESP	<b>1'36.834</b> 39 285,0		1'37.214 11 284,2		<b>1'36.834</b> 12 <b>285,0</b>		1'53.513 9 272,0		1'48.996 7 277,6	
16	<b>X. VIERGE</b> Honda CBR1000 RR-R	ESP	<b>1'36.897</b> 43 288,0		1'36.897 14 287,2		1'37.956 13 <b>288,0</b>		1'51.045 8 280,5		1'44.095 8 286,5	
17	<b>I. LECUONA</b> Honda CBR1000 RR-R	ESP	<b>1'36.955</b> 29 286,5		1'37.110 9 285,0		<b>1'36.955</b> 11 <b>286,5</b>		1'47.334 9 282,7			
18	<b>A. LOCATELLI</b> Yamaha YZF R1	ITA	<b>1'37.227</b> 32 285,0		1'37.227 6 282,0		1'37.257 12 <b>285,0</b>		1'49.051 6 282,7		1'43.950 8 284,2	
19	<b>A. BASSANI</b> Kawasaki ZX-10RR	ITA	<b>1'37.240</b> 30 287,2		1'37.554 7 285,7		<b>1'37.240</b> 6 <b>287,2</b>		1'46.373 10 279,8		1'44.231 7 286,5	
20	<b>B. RAY</b> Yamaha YZF R1	GBR	<b>1'37.826</b> 36 280,5		1'37.826 8 <b>280,5</b>		1'38.351 13 277,6		1'50.914 8 279,1		1'46.093 7 279,8	
21	<b>N. SPINELLI</b> Ducati Panigale V4R	ITA	<b>1'38.077</b> 36 286,5		1'38.077 11 <b>286,5</b>		1'40.114 9 281,3		1'47.405 8 276,9		1'44.049 8 284,2	
22	<b>T. MACKENZIE</b> Honda CBR1000 RR-R	GBR	<b>1'38.089</b> 35 283,5		1'38.089 8 <b>283,5</b>		1'38.933 10 282,0		1'47.788 10 282,0		1'44.112 7 281,3	
23	<b>A. NORRODIN</b> Honda CBR1000 RR-R	MAS	<b>1'40.150</b> 41 281,3		1'40.150 11 <b>281,3</b>		1'42.021 14 279,1		1'51.588 8 276,2		1'47.083 8 276,2	

20/04/2024

These data/results cannot be reproduced, stored and/or transmitted in whole or in part by any manner of electronic, mechanical, photocopying, recording, broadcasting or otherwise now known or herein after developed without the previous express consent by the copyright owner, except for reproduction in daily press and regular printed publications on sale to the public within 60 days of the event related to those data/results and always provided that copyright symbol appears together as follows below.

© DORNA WSBK ORGANIZATION Srl 2024

FICR PERUGIA TIMING



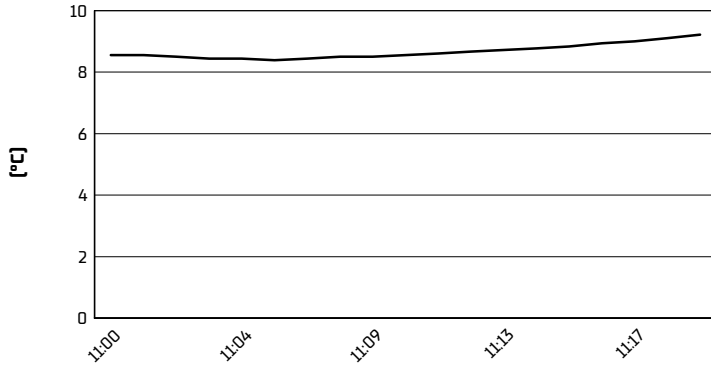


**Pirelli Dutch Round, 19-21 April 2024**

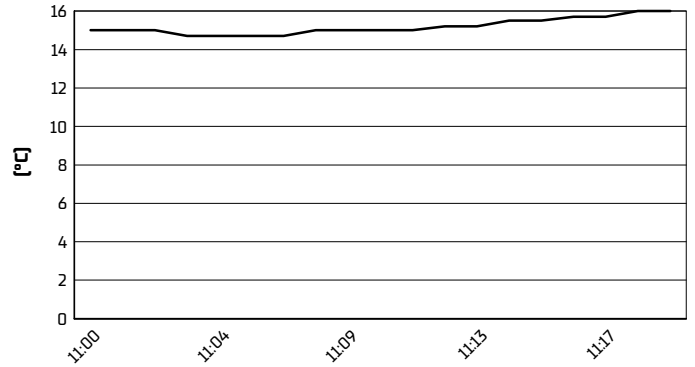
**Weather Report Tissot Superpole**

Session started 11:00 - Session ended 11:20

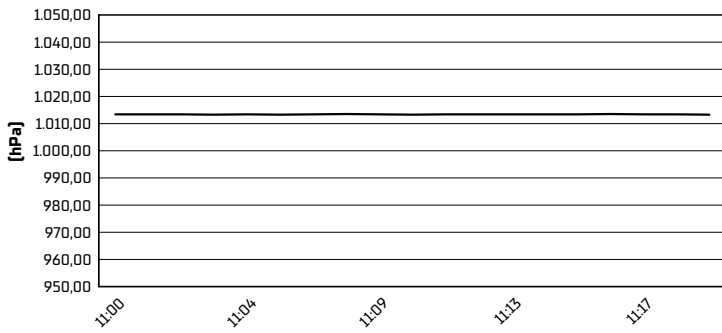
**Air Temperature**



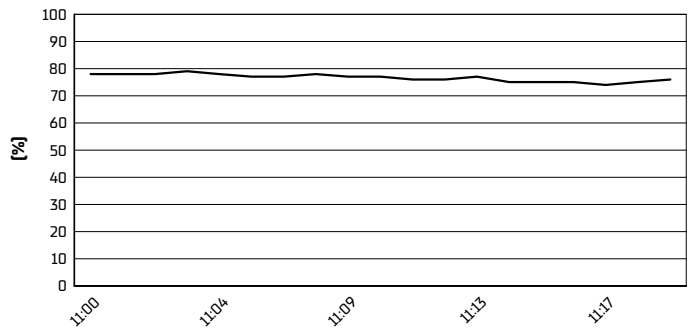
**Track Temperature**



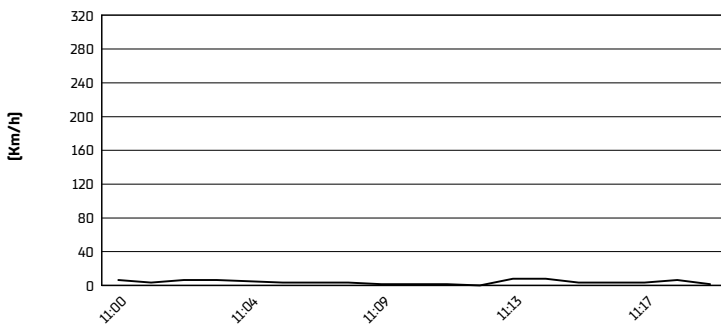
**Air Pressure**



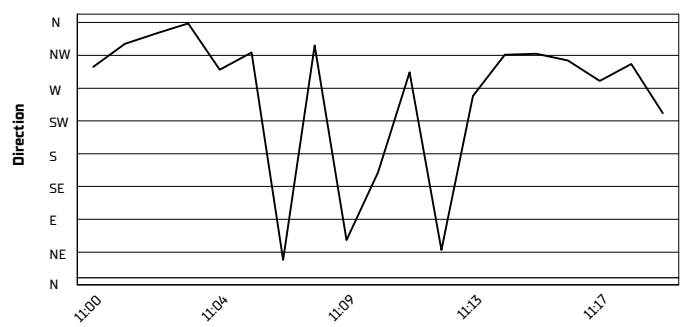
**Humidity**



**Wind Speed**



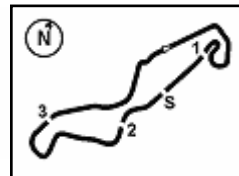
**Wind Direction**



20/04/2024

These data/results cannot be reproduced, stored and/or transmitted in whole or in part by any manner of electronic, mechanical, photocopying, recording, broadcasting or otherwise now known or herein after developed without the previous express consent by the copyright owner, except for reproduction in daily press and regular printed publications on sale to the public within 60 days of the event related to those data/results and always provided that copyright symbol appears together as follows below.

© DORNA WSBK ORGANIZATION Srl 2024



**Pirelli Dutch Round, 19-21 April 2024**  
**Starting Grid - Race 1 [21 Laps x 4,542 km = 95,382 km]**

TT Circuit Assen 4.542 m

1	1	<b>65 REA J.</b> Yamaha 1'42.650	2	<b>11 BULEGA N.</b> Ducati 1'42.744	3	<b>54 RAZGATLIOGLU T.</b> BMW 1'43.003
2	4	<b>14 LOWES S.</b> Ducati 1'43.190	5	<b>22 LOWES A.</b> Kawasaki 1'43.442	6	<b>87 GARDNER R.</b> Yamaha 1'43.633
3	7	<b>1 BAUTISTA A.</b> Ducati 1'43.730	8	<b>21 RINALDI M.</b> Ducati 1'43.744	9	<b>29 IANNONE A.</b> Ducati 1'43.769
4	10	<b>55 LOCATELLI A.</b> Yamaha 1'43.950	11	<b>24 SPINELLI N.</b> Ducati 1'44.049	12	<b>97 VIERGE X.</b> Honda 1'44.095
5	13	<b>60 VAN DER MARK M.</b> BMW 1'44.111	14	<b>95 MACKENZIE T.</b> Honda 1'44.112	15	<b>45 REDDING S.</b> BMW 1'44.216
6	16	<b>47 BASSANI A.</b> Kawasaki 1'44.231	17	<b>31 GERLOFF G.</b> BMW 1'44.582	18	<b>5 OETTL P.</b> Yamaha 1'45.075
7	19	<b>77 AEGERTER D.</b> Yamaha 1'45.420	20	<b>28 RAY B.</b> Yamaha 1'46.093	21	<b>27 NORRODIN A.</b> Honda 1'47.083
8	22	<b>53 RABAT T.</b> Kawasaki 1'48.996				

N.21 (Rinaldi R.) and N.28 (Ray B.) has been penalized with a LLP (Barcelona sanction - Causing a collision)  
N.53 (Rabat T.) is allowed to start the race according to Art. 1.15.6 (FPs)

20/04/2024 The Race Director .....

\* = Penalized

These data/results cannot be reproduced, stored and/or transmitted in whole or in part by any manner of electronic, mechanical, photocopying, recording, broadcasting or otherwise now known or herein after developed without the previous express consent by the copyright owner, except for reproduction in daily press and regular printed publications on sale to the public within 60 days of the event related to those data/results and always provided that copyright symbol appears together as follows below. © DORNA WSBK ORGANIZATION Srl 2024

## Pirelli Dutch Round, 19–21 April 2024

### Tissot Superpole Winners

	2021	2022	2023	2024
<b>01 Phillip Island</b>		Bautista (Esp) Duc 1'29.815 (178,2 Km/h)	Razgatlioglu (Tur) Yam 1'29.400 (179,0 Km/h)	Bulega (Ita) Duc 1'27.916 (182,0 Km/h)
<b>02 Barcelona</b>	Sykes (Gbr) Bmw 1'40.408 (165,9 Km/h)	Lecuona (Esp) Hon 1'40.766 (165,3 Km/h)	Bautista (Esp) Duc 1'40.264 (166,1 Km/h)	Razgatlioglu (Tur) Bmw 1'39.489 (167,4 Km/h)
<b>03 Assen</b>	Rea (Gbr) Kaw 1'33.842 (174,2 Km/h)	Razgatlioglu (Tur) Yam 1'32.934 (175,9 Km/h)	Bautista (Esp) Duc 1'33.542 (174,8 Km/h)	Rea (Gbr) Yam 1'42.650 (159,3 Km/h)
<b>04 Misano</b>	Rea (Gbr) Kaw 1'33.416 (156,5 Km/h)	Bautista (Esp) Duc 1'33.328 (156,6 Km/h)	Bautista (Esp) Duc 1'33.017 (157,1 Km/h)	
<b>05 Donington</b>	Rea (Gbr) Kaw 1'40.101 (113,2 Km/h)	Rea (Gbr) Kaw 1'26.080 (131,7 Km/h)	Rea (Gbr) Kaw 1'26.041 (131,8 Km/h)	
<b>06 Most</b>	Rea (Gbr) Kaw 1'31.684 (165,4 Km/h)	Rea (Gbr) Kaw 1'30.947 (166,7 Km/h)	Razgatlioglu (Tur) Yam 1'30.801 (167,0 Km/h)	
<b>07 Portimao</b>	Razgatlioglu (Tur) Yam 1'40.219 (165,0 Km/h)	Rea (Gbr) Kaw 1'39.610 (166,0 Km/h)	Rea (Gbr) Kaw 1'39.620 (165,9 Km/h)	
<b>08 Balaton</b>				
<b>09 Magny-Cours</b>	Rea (Gbr) Kaw 1'35.683 (159,0 Km/h)	Rea (Gbr) Kaw 1'36.124 (158,2 Km/h)	Gerloff (Usa) Bmw 1'35.453 (159,3 Km/h)	
<b>10 Cremona</b>				
<b>11 Aragon</b>	Rea (Gbr) Kaw 1'48.458 (168,5 Km/h)	Razgatlioglu (Tur) Yam 1'48.267 (168,8 Km/h)	Rea (Gbr) Kaw 1'47.973 (169,3 Km/h)	
<b>12 Jerez</b>	Razgatlioglu (Tur) Yam 1'38.512 (161,6 Km/h)		Bautista (Esp) Duc 1'38.635 (161,4 Km/h)	

#### 2024

- 1 N. Bulega
- 1 T. Razgatlioglu
- 1 J. Rea

#### ALL TIMES

- |                    |                |                  |                   |
|--------------------|----------------|------------------|-------------------|
| 51 T. Sykes        | 7 R. Laconi    | 2 M. Campbell    | 1 T. Hill         |
| 44 J. Rea          | 6 C. Crutchlow | 2 A. Gobert      | 1 S. Hislop       |
| 43 T. Corser       | 6 J. Kocinski  | 2 M. Lucchinelli | 1 J. Hopkins      |
| 26 T. Bayliss      | 5 M. Biaggi    | 2 B. Monti       | 1 I. Jaitovich    |
| 21 C. Fogarty      | 5 D. Giugliano | 2 Y. Nagai       | 1 T. Kipp         |
| 17 D. Polen        | 4 S. Guintoli  | 2 M. Neukirchner | 1 L. Lanzi        |
| 16 N. Hodgson      | 4 E. Laverty   | 2 S. Redding     | 1 I. Lecuona      |
| 15 C. Edwards      | 4 M. Melandri  | 2 D. Tardozzi    | 1 A. Lowes        |
| 13 T. Razgatlioglu | 4 F. Merkel    | 2 A. Yanagawa    | 1 M. Mladin       |
| 11 B. Spies        | 4 J. Toseland  | 1 A. Badovini    | 1 F. Nieto        |
| 10 A. Bautista     | 3 L. Haslam    | 1 N. Bulega      | 1 J. Reynolds     |
| 10 C. Checa        | 3 Y. Kagayama  | 1 R. Burnett     | 1 M. Tamada       |
| 10 P. Chilli       | 3 S. Martin    | 1 D. Chandler    | 1 M. van der Mark |
| 9 R. Roche         | 3 S. Mertens   | 1 S. Crafar      | 1 A. Vieira       |
| 8 G. Falappa       | 3 R. Phillis   | 1 M. Doohan      | 1 R. Xaus         |
| 8 S. Russell       | 3 J. Smrz      | 1 M. Dowson      |                   |
| 8 A. Slight        | 3 C. Vermeulen | 1 M. Fabrizio    |                   |
| 7 C. Davies        | 2 L. Baz       | 1 G. Gerloff     |                   |
| 7 N. Haga          | 2 B. Bostrom   | 1 P. Goddard     |                   |

20/04/2024

These data/results cannot be reproduced, stored and/or transmitted in whole or in part by any manner of electronic, mechanical, photocopying, recording, broadcasting or otherwise now known or herein after developed without the previous express consent by the copyright owner, except for reproduction in daily press and regular printed publications on sale to the public within 60 days of the event related to those data/results and always provided that copyright symbol appears together as follows below.

© DORNA WSBK ORGANIZATION Srl 2024

**Pirelli Dutch Round, 19–21 April 2024**  
**Tissot Superpole Award**

	Points	Points From First	Points From Previous	February 25	March 24	April 21	June 16	July 14	July 21	August 11	August 25	September 8	September 22	September 29	October 20						
				PHILLIP ISLAND	BARCELONA	ASSEN	MISANO	DONINGTON PARK	MOST	PORTIMAO	BALATON PARK	MAGNY-COURS	CREMONA CIRCUIT	ARAGON	JEREZ						
1	<b>RAZGATLIOGLU</b> Toprak (TUR)	<b>43</b>		5 7	12 12	7															
2	<b>BULEGA</b> Nicolo (ITA)	<b>41</b>	2	12 5	9 6	9															
3	<b>LOWES</b> Alex (GBR)	<b>32</b>	11 9	7 12	3 5	5															
4	<b>IANNONE</b> Andrea (ITA)	<b>26</b>	17 6	9	7 9	1															
5	<b>BAUTISTA</b> Alvaro (ESP)	<b>17</b>	26 9	1 6	7	3															
6	<b>LOCATELLI</b> Andrea (ITA)	<b>16</b>	27 1	4 9	1 2																
7	<b>LOWES</b> Sam (GBR)	<b>15</b>	28 1	2 2	5	6															
8	<b>GARDNER</b> Remy (AUS)	<b>14</b>	29 1	3 4	2 1	4															
9	<b>AEGERTER</b> Dominique (SUI)	<b>13</b>	30 1	6 3	4																
10	<b>REA</b> Jonathan (GBR)	<b>12</b>	31 1			12															
11	<b>VAN DER MARK</b> Michael (NED)	<b>10</b>	33 2		6 4																
12	<b>PETRUCCI</b> Danilo (ITA)	<b>3</b>	40 7		3																
13	<b>RINALDI</b> Michael Ruben (ITA)	<b>3</b>	40 0	1		2															

20/04/2024 Odd points columns: Tissot Superpole Even points columns: Tissot Superpole Race

These data/results cannot be reproduced, stored and/or transmitted in whole or in part by any manner of electronic, mechanical, photocopying, recording, broadcasting or otherwise now known or herein after developed without the previous express consent by the copyright owner, except for reproduction in daily press and regular printed publications on sale to the public within 60 days of the event related to those data/results and always provided that copyright symbol appears together as follows below.

© DORNA WSBK ORGANIZATION Srl 2024