

No.	Rider	Nat	Team	Bike	Class	Time	Gap	Rel.	Laps	Speed	
										Avg	Max
1	55 A. LOCATELLI	ITA	Pata Prometeon Yamaha	Yamaha YZF R1		1'44.917			4	155,849	285,7
2	1 A. BAUTISTA	ESP	Aruba.it Racing - Ducati	Ducati Panigale V4R		1'45.187	0.270	0.270	5	155,449	290,3
3	97 X. VIERGE	ESP	Team HRC	Honda CBR1000 RR-R		1'45.408	0.491	0.221	4	155,123	286,5
4	21 M. RINALDI	ITA	Team Motocorsa Racing	Ducati Panigale V4R	IND	1'45.702	0.785	0.294	4	154,691	288,0
5	24 N. SPINELLI	ITA	Barni Spark Racing Team	Ducati Panigale V4R	IND	1'46.563	1.646	0.861	5	153,442	285,7
6	28 B. RAY	GBR	Yamaha Motoxrcing WorldSBK Team	Yamaha YZF R1	IND	1'46.973	2.056	0.410	5	152,854	283,5
7	29 A. IANNONE	ITA	Team GoEleven	Ducati Panigale V4R	IND	1'47.892	2.975	0.919	2	151,552	285,7
8	77 D. AEGERTER	SUI	GYTR GRT Yamaha WorldSBK Team	Yamaha YZF R1		1'48.461	3.544	0.569	4	150,756	285,0
9	53 T. RABAT	ESP	Kawasaki Puccetti Racing	Kawasaki ZX-10RR	IND	1'48.623	3.706	0.162	5	150,532	284,2
----- Out 105% in this Session -----											
10	87 R. GARDNER	AUS	GYTR GRT Yamaha WorldSBK Team	Yamaha YZF R1		1'51.108	6.191	2.485	1	147,165	264,7
11	27 A. NORRODIN	MAS	PETRONAS MIE Racing Honda	Honda CBR1000 RR-R	IND	1'51.599	6.682	0.491	4	146,517	274,8
12	5 P. OETTL	GER	GMT94 Yamaha	Yamaha YZF R1	IND	1'52.228	7.311	0.629	1	145,696	278,4
13	14 S. LOWES	GBR	ELF Marc VDS Racing Team	Ducati Panigale V4R	IND				0		251,2
14	11 N. BULEGA	ITA	Aruba.it Racing - Ducati	Ducati Panigale V4R					0		
15	22 A. LOWES	GBR	Kawasaki Racing Team WorldSBK	Kawasaki ZX-10RR					0		
16	31 G. GERLOFF	USA	Bonovo Action BMW	BMW M1000 RR					0		
17	45 S. REDDING	GBR	Bonovo Action BMW	BMW M1000 RR					0		
18	47 A. BASSANI	ITA	Kawasaki Racing Team WorldSBK	Kawasaki ZX-10RR					0		
19	54 T. RAZGATLIOGLU	TUR	ROKIT BMW Motorrad WorldSBK Team	BMW M1000 RR					0		
20	60 M. VAN DER MARK	NED	ROKIT BMW Motorrad WorldSBK Team	BMW M1000 RR					0		
21	65 J. REA	GBR	Pata Prometeon Yamaha	Yamaha YZF R1					0		
22	95 T. MACKENZIE	GBR	PETRONAS MIE Racing Honda	Honda CBR1000 RR-R	IND				0		

Qualifying Lap Time (105% of 1'44.917): 1'50.163

AIR	Humidity:	83%	Temp:	4°C
TRACK	Condition:	Wet	Temp:	8°C

Records	Pole	(SP)	2022	T.Razgatioglu	1'32.934	175,940	Km/h
	Race	(SPRC)	2022	A.Bautista	1'33.620	174,650	Km/h
	All Times	(SP)	2022	T.Razgatioglu	1'32.934	175,940	Km/h

Start 09:00 End 09:13 The results are provisional until the end of the time limit for protests and appeals and the completion of the technical checks.

These data/results cannot be reproduced, stored and/or transmitted in whole or in part by any manner of electronic, mechanical, photocopying, recording, broadcasting or otherwise now known or herein after developed without the previous express consent by the copyright owner, except for reproduction in daily press and regular printed publications on sale to the public within 60 days of the event related to those data/results and always provided that copyright symbol appears together as follows below.

© DORNA WSBK ORGANIZATION Srl 2024

Pirelli Dutch Round, 19–21 April 2024

Results Warm Up

Session Highlights

Local Time	No. Rider	Description
08.39.50		WET PRACTICE - LIGHTS ON
09.00.00		Start
09.00.06		WorldSBK Pit Intervention Time: 1min 1secs
09.06.36	27 A. NORRODIN	On the Gravel - Re-Joined - Turn 17
09.13.32		End Of Session

Fastest Laps Sequence

No.	Rider	Nat	Team	Bike	Local Time	Time	Gap	Avg
1	A. BAUTISTA	ESP	Aruba.it Racing - Ducati	Ducati Panigale V4R	09:03'53.296	1'49.327		149,562
24	N. SPINELLI	ITA	Barni Spark Racing Team	Ducati Panigale V4R	09:04'20.156	1'47.742	-1.585	151,763
1	A. BAUTISTA	ESP	Aruba.it Racing - Ducati	Ducati Panigale V4R	09:05'40.904	1'47.608	-0.134	151,952
24	N. SPINELLI	ITA	Barni Spark Racing Team	Ducati Panigale V4R	09:06'07.590	1'47.434	-0.174	152,198
1	A. BAUTISTA	ESP	Aruba.it Racing - Ducati	Ducati Panigale V4R	09:07'27.757	1'46.853	-0.581	153,025
97	X. VIERGE	ESP	Team HRC	Honda CBR1000 RR-R	09:07'40.168	1'46.536	-0.317	153,481
55	A. LOCATELLI	ITA	Pata Prometeon Yamaha	Yamaha YZF R1	09:08'00.261	1'46.437	-0.099	153,623
1	A. BAUTISTA	ESP	Aruba.it Racing - Ducati	Ducati Panigale V4R	09:09'13.468	1'45.711	-0.726	154,678
97	X. VIERGE	ESP	Team HRC	Honda CBR1000 RR-R	09:09'25.878	1'45.710	-0.001	154,680
55	A. LOCATELLI	ITA	Pata Prometeon Yamaha	Yamaha YZF R1	09:09'45.718	1'45.457	-0.253	155,051
1	A. BAUTISTA	ESP	Aruba.it Racing - Ducati	Ducati Panigale V4R	09:10'58.655	1'45.187	-0.270	155,449
55	A. LOCATELLI	ITA	Pata Prometeon Yamaha	Yamaha YZF R1	09:11'30.635	1'44.917	-0.270	155,849

Start 09:00 End 09:13 The results are provisional until the end of the time limit for protests and appeals and the completion of the technical checks.

These data/results cannot be reproduced, stored and/or transmitted in whole or in part by any manner of electronic, mechanical, photocopying, recording, broadcasting or otherwise now known or herein after developed without the previous express consent by the copyright owner, except for reproduction in daily press and regular printed publications on sale to the public within 60 days of the event related to those data/results and always provided that copyright symbol appears together as follows below.

© DORNA WSBK ORGANIZATION Srl 2024

Pirelli Dutch Round, 19–21 April 2024

Best Sectors & Speed Warm Up

BEST LAP

1	55 A. LOCATELLI	Yamaha YZF R1	1'44.917
2	1 A. BAUTISTA	Ducati Panigale V4R	1'45.187
3	97 X. VIERGE	Honda CBR1000 RR-R	1'45.408
4	21 M. RINALDI	Ducati Panigale V4R	1'45.702
5	24 N. SPINELLI	Ducati Panigale V4R	1'46.563
6	28 B. RAY	Yamaha YZF R1	1'46.973
7	29 A. IANNONE	Ducati Panigale V4R	1'47.892
8	77 D. AEGERTER	Yamaha YZF R1	1'48.461
9	53 T. RABAT	Kawasaki ZX-10RR	1'48.623
10	87 R. GARDNER	Yamaha YZF R1	1'51.108
11	27 A. NORRODIN	Honda CBR1000 RR-R	1'51.599
12	5 P. OETTL	Yamaha YZF R1	1'52.228
13	11 N. BULEGA	Ducati Panigale V4R	
14	14 S. LOWES	Ducati Panigale V4R	
15	22 A. LOWES	Kawasaki ZX-10RR	
16	31 G. GERLOFF	BMW M 1000 RR	
17	45 S. REDDING	BMW M 1000 RR	
18	47 A. BASSANI	Kawasaki ZX-10RR	
19	54 T. RAZGATLIOGLU	BMW M 1000 RR	
20	60 M. VAN DER MARK	BMW M 1000 RR	
21	65 J. REA	Yamaha YZF R1	
22	95 T. MACKENZIE	Honda CBR1000 RR-R	

SPEED

1	1 A. BAUTISTA	Ducati Panigale V4R	290,3
2	21 M. RINALDI	Ducati Panigale V4R	288,0
3	97 X. VIERGE	Honda CBR1000 RR-R	286,5
4	24 N. SPINELLI	Ducati Panigale V4R	285,7
5	55 A. LOCATELLI	Yamaha YZF R1	285,7
6	29 A. IANNONE	Ducati Panigale V4R	285,7
7	77 D. AEGERTER	Yamaha YZF R1	285,0
8	53 T. RABAT	Kawasaki ZX-10RR	284,2
9	28 B. RAY	Yamaha YZF R1	283,5
10	5 P. OETTL	Yamaha YZF R1	278,4
11	27 A. NORRODIN	Honda CBR1000 RR-R	274,8
12	87 R. GARDNER	Yamaha YZF R1	264,7
13	14 S. LOWES	Ducati Panigale V4R	251,2

SEG. 1

1	97 X. VIERGE	34.475
2	55 A. LOCATELLI	34.605
3	1 A. BAUTISTA	34.623
4	21 M. RINALDI	34.962
5	24 N. SPINELLI	35.009
6	53 T. RABAT	35.363
7	29 A. IANNONE	35.419
8	28 B. RAY	35.534
9	77 D. AEGERTER	36.438
10	27 A. NORRODIN	36.962
11	87 R. GARDNER	37.680
12	5 P. OETTL	37.803

SEG. 2

1	55 A. LOCATELLI	15.366
2	1 A. BAUTISTA	15.429
3	21 M. RINALDI	15.577
4	28 B. RAY	15.586
5	97 X. VIERGE	15.618
6	24 N. SPINELLI	15.668
7	29 A. IANNONE	15.930
8	53 T. RABAT	15.991
9	77 D. AEGERTER	16.060
10	5 P. OETTL	16.452
11	87 R. GARDNER	16.715
12	27 A. NORRODIN	16.797
13	14 S. LOWES	17.764

SEG. 3

1	55 A. LOCATELLI	30.327
2	1 A. BAUTISTA	30.378
3	97 X. VIERGE	30.387
4	77 D. AEGERTER	30.401
5	21 M. RINALDI	30.560
6	29 A. IANNONE	30.731
7	28 B. RAY	30.817
8	87 R. GARDNER	30.834
9	24 N. SPINELLI	30.918
10	27 A. NORRODIN	31.352
11	53 T. RABAT	31.427
12	5 P. OETTL	31.767
13	14 S. LOWES	33.267

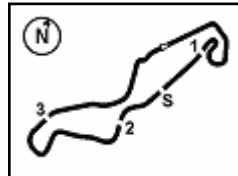
SEG. 4

1	21 M. RINALDI	24.603
2	55 A. LOCATELLI	24.619
3	24 N. SPINELLI	24.652
4	1 A. BAUTISTA	24.676
5	97 X. VIERGE	24.804
6	28 B. RAY	25.028
7	29 A. IANNONE	25.175
8	53 T. RABAT	25.452
9	77 D. AEGERTER	25.562
10	87 R. GARDNER	25.879
11	5 P. OETTL	26.206
12	27 A. NORRODIN	26.355
13	14 S. LOWES	28.210

21/04/2024

These data/results cannot be reproduced, stored and/or transmitted in whole or in part by any manner of electronic, mechanical, photocopying, recording, broadcasting or otherwise now known or herein after developed without the previous express consent by the copyright owner, except for reproduction in daily press and regular printed publications on sale to the public within 60 days of the event related to those data/results and always provided that copyright symbol appears together as follows below.

© DORNA WSBK ORGANIZATION Srl 2024



TT Circuit Assen 4.542 m

Pirelli Dutch Round, 19–21 April 2024

Ideal Times Warm Up

No.	Rider	Nat	Bike	Seg. 1	Seg. 2	Seg. 3	Seg. 4	Ideal Time			
				Diff. 1	Diff. 2	Diff. 3	Diff. 4	Best Lap	Pos.	Diff.	
1	55 A. LOCATELLI	ITA	Yamaha YZF R1	34.605	15.366	30.327	24.619	1'44.917	1'44.917	1	
2	1 A. BAUTISTA	ESP	Ducati Panigale V4R	34.623	15.429 +0.081	30.378	24.676	1'45.106	1'45.187	2	0.081
3	97 X. VIERGE	ESP	Honda CBR1000 RR-R	34.475	15.618	30.387 +0.124	24.804	1'45.284	1'45.408	3	0.124
4	21 M. RINALDI	ITA	Ducati Panigale V4R	34.962	15.577	30.560	24.603	1'45.702	1'45.702	4	
5	24 N. SPINELLI	ITA	Ducati Panigale V4R	35.009	15.668 +0.316	30.918	24.652	1'46.247	1'46.563	5	0.316
6	28 B. RAY	GBR	Yamaha YZF R1	35.534	15.586 +0.008	30.817	25.028	1'46.965	1'46.973	6	0.008
7	29 A. IANNONE	ITA	Ducati Panigale V4R	35.419 +0.637	15.930	30.731	25.175	1'47.255	1'47.892	7	0.637
8	53 T. RABAT	ESP	Kawasaki ZX-10RR	35.363	15.991 +0.006	31.427 +0.226	25.452 +0.158	1'48.233	1'48.623	9	0.390
9	77 D. AEGERTER	SUI	Yamaha YZF R1	36.438	16.060	30.401	25.562	1'48.461	1'48.461	8	
10	87 R. GARDNER	AUS	Yamaha YZF R1	37.680	16.715	30.834	25.879	1'51.108	1'51.108	10	
11	27 A. NORRODIN	MAS	Honda CBR1000 RR-R	36.962	16.797 +0.133	31.352	26.355	1'51.466	1'51.599	11	0.133
12	5 P. OETTL	GER	Yamaha YZF R1	37.803	16.452	31.767	26.206	1'52.228	1'52.228	12	
	11 N. BULEGA	ITA	Ducati Panigale V4R								
	14 S. LOWES	GBR	Ducati Panigale V4R								
	22 A. LOWES	GBR	Kawasaki ZX-10RR								
	31 G. GERLOFF	USA	BMW M 1000 RR								
	45 S. REDDING	GBR	BMW M 1000 RR								
	47 A. BASSANI	ITA	Kawasaki ZX-10RR								
	54 T. RAZGATLIOGLU	TUR	BMW M 1000 RR								
	60 M. VAN DER MARK	NED	BMW M 1000 RR								
	65 J. REA	GBR	Yamaha YZF R1								
	95 T. MACKENZIE	GBR	Honda CBR1000 RR-R								
Overall Ideal Time				34.475	15.366	30.327	24.603	1'44.771			

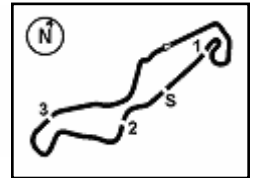
21/04/2024

These data/results cannot be reproduced, stored and/or transmitted in whole or in part by any manner of electronic, mechanical, photocopying, recording, broadcasting or otherwise now known or herein after developed without the previous express consent by the copyright owner, except for reproduction in daily press and regular printed publications on sale to the public within 60 days of the event related to those data/results and always provided that copyright symbol appears together as follows below.

© DORNA WSBK ORGANIZATION Srl 2024

FIGR PERUGIA TIMING





TT Circuit Assen 4.542 m

Pirelli Dutch Round, 19-21 April 2024

Chronological Analysis Warm Up

1° 55 A. LOCATELLI [1'44.917]

Lap	Seg.1	Seg.2	Seg.3	Seg.4	Lap Time	km/h	Local Time
1		16.307	31.934	25.599		279,8	
2	35.791	15.663	31.150	25.237	1'47.841	285,7	9:06'13.824
3	35.087	15.630	30.900	24.820	1'46.437	285,0	9:08'00.261
4	34.699	15.417	30.517	24.824	1'45.457	285,7	9:09'45.718
5	34.605	15.366	30.327	24.619	1'44.917	285,7	9:11'30.635

2° 1 A. BAUTISTA [1'45.187]

Lap	Seg.1	Seg.2	Seg.3	Seg.4	Lap Time	km/h	Local Time
1		16.478	32.106	26.428		276,9	
2	36.067	15.731	32.199	25.330	1'49.327	287,2	9:03'53.296
3	35.794	15.846	30.819	25.149	1'47.608	283,5	9:05'40.904
4	35.565	15.590	30.677	25.021	1'46.853	288,8	9:07'27.757
5	34.923	15.429	30.602	24.757	1'45.711	290,3	9:09'13.468
6	34.623	15.510	30.378	24.676	1'45.187	288,8	9:10'58.655

3° 97 X. VIERGE [1'45.408]

Lap	Seg.1	Seg.2	Seg.3	Seg.4	Lap Time	km/h	Local Time
1		16.687	32.248	26.588		275,5	
2	35.720	16.294	30.815	26.314	1'49.143	272,7	9:05'53.632
3	34.888	15.901	30.544	25.203	1'46.536	281,3	9:07'40.168
4	34.591	15.677	30.387	25.055	1'45.710	286,5	9:09'25.878
5	34.475	15.618	30.511	24.804	1'45.408	286,5	9:11'11.286

4° 21 M. RINALDI [1'45.702]

Lap	Seg.1	Seg.2	Seg.3	Seg.4	Lap Time	km/h	Local Time
1		16.725	32.023	26.024		272,0	
2	36.082	15.971	30.917	25.186	1'48.156	283,5	9:04'44.531
3	35.651	15.728	30.938	25.147	1'47.464	288,0	9:06'31.995
4	35.408	15.814	30.808	24.773	1'46.803	282,7	9:08'18.798
5	34.962	15.577	30.560	24.603	1'45.702	288,0	9:10'04.500

5° 24 N. SPINELLI [1'46.563]

Lap	Seg.1	Seg.2	Seg.3	Seg.4	Lap Time	km/h	Local Time
1		16.268	32.372	26.182		276,9	
2	35.582	15.803	31.103	25.254	1'47.742	285,0	9:04'20.156
3	35.216	15.701	31.136	25.381	1'47.434	283,5	9:06'07.590
4	35.345	15.668	30.993	25.004	1'47.010	282,7	9:07'54.600
5	35.112	15.724	30.972	25.222	1'47.030	281,3	9:09'41.630
6	35.009	15.984	30.918	24.652	1'46.563	285,7	9:11'28.193

6° 28 B. RAY [1'46.973]

Lap	Seg.1	Seg.2	Seg.3	Seg.4	Lap Time	km/h	Local Time
1		16.841	33.545	27.310		276,2	
2	37.556	16.328	31.679	25.630	1'51.193	274,1	9:04'29.385
3	36.837	15.875	31.176	25.602	1'49.490	282,7	9:06'18.875
4	36.089	15.741	31.137	25.293	1'48.260	282,0	9:08'07.135
5	35.798	15.586	31.263	25.424	1'48.071	283,5	9:09'55.206
6	35.534	15.594	30.817	25.028	1'46.973	282,0	9:11'42.179

7° 29 A. IANNONE [1'47.892]

Lap	Seg.1	Seg.2	Seg.3	Seg.4	Lap Time	km/h	Local Time
1		16.846	32.219	27.258		265,4	
2	36.056	15.930	30.731	25.175	1'47.892	285,7	9:04'21.594
3	35.419	16.532	32.780	36.376	2'01.107P	282,7	9:06'22.701

8° 77 D. AEGERTER [1'48.461]

Lap	Seg.1	Seg.2	Seg.3	Seg.4	Lap Time	km/h	Local Time
1		17.988	34.480	28.871		248,3	
2	39.489	17.525	32.591	27.790	1'57.395	262,1	9:05'54.589

3	38.920	16.899	32.923	27.230	1'55.972	279,1	9:07'50.561
4	37.372	16.393	31.184	26.115	1'51.064	280,5	9:09'41.625
5	36.438	16.060	30.401	25.562	1'48.461	285,0	9:11'30.086

9° 53 T. RABAT [1'48.623]

Lap	Seg.1	Seg.2	Seg.3	Seg.4	Lap Time	km/h	Local Time
1		17.459	33.488	27.576		272,0	
2	37.051	16.624	31.845	26.187	1'51.707	270,7	9:04'09.591
3	35.899	15.991	31.427	25.497	1'48.814	284,2	9:05'58.405
4	35.895	16.105	31.835	25.952	1'49.787	278,4	9:07'48.192
5	35.576	16.015	31.623	25.452	1'48.666	276,9	9:09'36.858
6	35.363	15.997	31.653	25.610	1'48.623	280,5	9:11'25.481

10° 87 R. GARDNER [1'51.108]

Lap	Seg.1	Seg.2	Seg.3	Seg.4	Lap Time	km/h	Local Time
1		17.924	32.920	27.539		253,5	
2	37.680	16.715	30.834	25.879	1'51.108	264,7	9:10'47.676

11° 27 A. NORRODIN [1'51.599]

Lap	Seg.1	Seg.2	Seg.3	Seg.4	Lap Time	km/h	Local Time
1		18.171	34.241	29.002		262,8	
2	38.498	17.249	32.847	26.969	1'55.563	273,4	9:04'28.063
3	38.074	16.797	31.383	36.336	2'02.590	266,0	9:06'30.653
4	41.308	17.016	31.687	26.737	1'56.748	272,0	9:08'27.401
5	36.962	16.930	31.352	26.355	1'51.599	274,8	9:10'19.000

12° 5 P. OETTL [1'52.228]

Lap	Seg.1	Seg.2	Seg.3	Seg.4	Lap Time	km/h	Local Time
1		16.971	32.652	26.731		269,3	
2	37.803	16.452	31.767	26.206	1'52.228	278,4	9:11'49.202

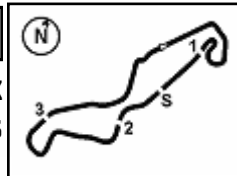
13° 14 S. LOWES

Lap	Seg.1	Seg.2	Seg.3	Seg.4	Lap Time	km/h	Local Time
1		17.764	33.267	28.210		251,2	

21/04/2024 P = Pits In/Out - C = Lap Time Cancelled

These data/results cannot be reproduced, stored and/or transmitted in whole or in part by any manner of electronic, mechanical, photocopying, recording, broadcasting or otherwise now known or herein after developed without the previous express consent by the copyright owner, except for reproduction in daily press and regular printed publications on sale to the public within 60 days of the event related to those data/results and always provided that copyright symbol appears together as follows below.

© DORNA WSBK ORGANIZATION Srl 2024



TT Circuit Assen 4.542 m

Pirelli Dutch Round, 19–21 April 2024

Best Laps & Speeds

No.	Rider Bike	Nat	Best Lap		FP1		FP2		FP3		SP		RC1		WUP	
			LL	SPD	LL	SPD	LL	SPD	LL	SPD	LL	SPD	LL	SPD	LL	SPD
1	A. BAUTISTA Ducati Panigale V4R	ESP	1'35.473 61 293,5		1'36.271 12 291,1	1'35.473 14 291,1		1'46.470 8 289,5		1'43.730 8 289,5		1'35.972 14 293,5		1'45.187 5 290,3		
2	T. RAZGATLIOGLU BMW M 1000 RR	TUR	1'35.684 59 294,3		1'35.684 13 288,8	1'35.750 17 291,1		1'46.666 8 285,7		1'43.003 7 286,5		1'35.777 14 294,3				
3	R. GARDNER Yamaha YZF R1	AUS	1'35.827 60 288,0		1'36.282 13 281,3	1'35.827 17 282,0		1'51.421 7 276,2		1'43.633 8 281,3		1'36.735 14 288,0		1'51.108 1 264,7		
4	M. RINALDI Ducati Panigale V4R	ITA	1'35.919 59 288,0		1'36.939 11 285,7	1'35.919 15 286,5		1'46.562 10 285,0		1'43.744 8 284,2		1'42.337 11 285,0		1'45.702 4 288,0		
5	J. REA Yamaha YZF R1	GBR	1'35.922 49 288,8		1'36.288 8 280,5	1'35.922 10 280,5		1'48.949 9 279,8		1'42.650 8 282,0		1'36.719 14 288,8				
6	N. BULEGA Ducati Panigale V4R	ITA	1'35.941 54 291,1		1'36.558 9 289,5	1'35.941 14 291,1		1'44.660 10 288,0		1'42.744 7 288,0		1'37.115 14 291,1				
7	A. LOWES Kawasaki ZX-10RR	GBR	1'35.974 48 288,0		1'35.974 9 285,0	1'37.177 11 287,2		1'45.749 6 282,7		1'43.442 8 284,2		1'36.911 14 288,0				
8	S. LOWES Ducati Panigale V4R	GBR	1'36.066 57 290,3		1'36.532 14 285,0	1'36.066 15 286,5		1'46.523 10 287,2		1'43.190 7 284,2		1'38.882 11 290,3		251,2		
9	M. VAN DER MARK BMW M 1000 RR	NED	1'36.127 50 291,9		1'36.405 11 284,2	1'36.127 9 286,5		1'46.391 10 281,3		1'44.111 6 282,0		1'36.451 14 291,9				
10	D. AEGERTER Yamaha YZF R1	SUI	1'36.216 64 286,5		1'36.602 14 286,5	1'36.216 14 286,5		1'49.361 10 282,0		1'45.420 8 282,0		1'38.552 14 286,5		1'48.461 4 285,0		
11	A. IANNONE Ducati Panigale V4R	ITA	1'36.249 41 291,1		1'36.535 8 291,1	1'36.249 12 288,8		1'46.707 8 285,0		1'43.769 7 285,0		1'48.734 4 285,0		1'47.892 2 285,7		
12	G. GERLOFF BMW M 1000 RR	USA	1'36.386 52 288,0		1'36.386 11 285,0	1'37.097 11 287,2		1'46.930 10 288,0		1'44.582 7 285,0		1'40.332 13 286,5				
13	P. OETTL Yamaha YZF R1	GER	1'36.401 61 282,7		1'37.014 13 281,3	1'36.401 19 279,8		1'49.978 8 281,3		1'45.075 8 280,5		1'39.875 12 282,7		1'52.228 1 278,4		
14	S. REDDING BMW M 1000 RR	GBR	1'36.725 46 291,9		1'37.307 10 285,0	1'36.725 10 284,2		1'53.180 5 279,1		1'44.216 7 284,2		1'37.327 14 291,9				
15	T. RABAT Kawasaki ZX-10RR	ESP	1'36.834 55 285,0		1'37.214 11 284,2	1'36.834 12 285,0		1'53.513 9 272,0		1'48.996 7 277,6		1'47.385 11 279,8		1'48.623 5 284,2		
16	X. VIERGE Honda CBR1000 RR-R	ESP	1'36.897 61 288,0		1'36.897 14 287,2	1'37.956 13 288,0		1'51.045 8 280,5		1'44.095 8 286,5		1'38.110 14 286,5		1'45.408 4 286,5		
17	I. LECUONA Honda CBR1000 RR-R	ESP	1'36.955 29 286,5		1'37.110 9 285,0	1'36.955 11 286,5		1'47.334 9 282,7								
18	A. LOCATELLI Yamaha YZF R1	ITA	1'37.227 50 289,5		1'37.227 6 282,0	1'37.257 12 285,0		1'49.051 6 282,7		1'43.950 8 284,2		1'37.249 14 289,5		1'44.917 4 285,7		
19	A. BASSANI Kawasaki ZX-10RR	ITA	1'37.240 44 295,9		1'37.554 7 285,7	1'37.240 6 287,2		1'46.373 10 279,8		1'44.231 7 286,5		1'37.655 14 295,9				
20	B. RAY Yamaha YZF R1	GBR	1'37.826 54 283,5		1'37.826 8 280,5	1'38.351 13 277,6		1'50.914 8 279,1		1'46.093 7 279,8		1'39.982 13 280,5		1'46.973 5 283,5		
21	N. SPINELLI Ducati Panigale V4R	ITA	1'38.077 55 287,2		1'38.077 11 286,5	1'40.114 9 281,3		1'47.405 8 276,9		1'44.049 8 284,2		1'39.709 14 287,2		1'46.563 5 285,7		
22	T. MACKENZIE Honda CBR1000 RR-R	GBR	1'38.089 49 283,5		1'38.089 8 283,5	1'38.933 10 282,0		1'47.788 10 282,0		1'44.112 7 281,3		1'39.344 14 282,0				
23	A. NORRODIN Honda CBR1000 RR-R	MAS	1'40.150 58 282,0		1'40.150 11 281,3	1'42.021 14 279,1		1'51.588 8 276,2		1'47.083 8 276,2		1'42.967 13 282,0		1'51.599 4 274,8		

21/04/2024
These data/results cannot be reproduced, stored and/or transmitted in whole or in part by any manner of electronic, mechanical, photocopying, recording, broadcasting or otherwise now known or herein after developed without the previous express consent by the copyright owner, except for reproduction in daily press and regular printed publications on sale to the public within 60 days of the event related to those data/results and always provided that copyright symbol appears together as follows below.
© DORNA WSBK ORGANIZATION Srl 2024

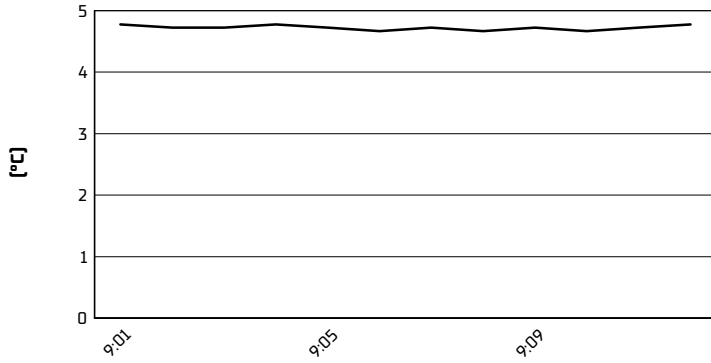


Pirelli Dutch Round, 19-21 April 2024

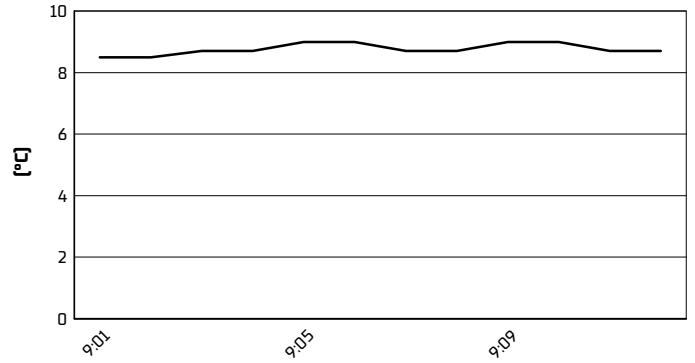
Weather Report Warm Up

Session started 09:00 - Session ended 9:13


Air Temperature



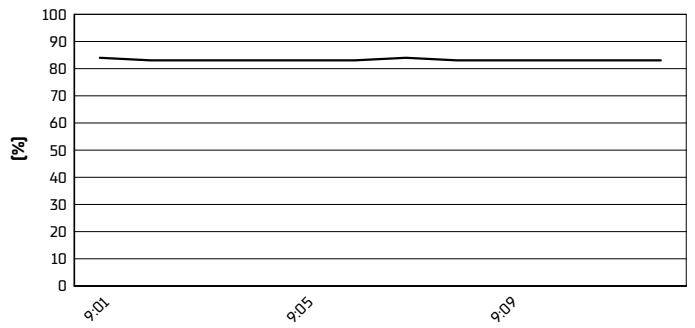
Track Temperature



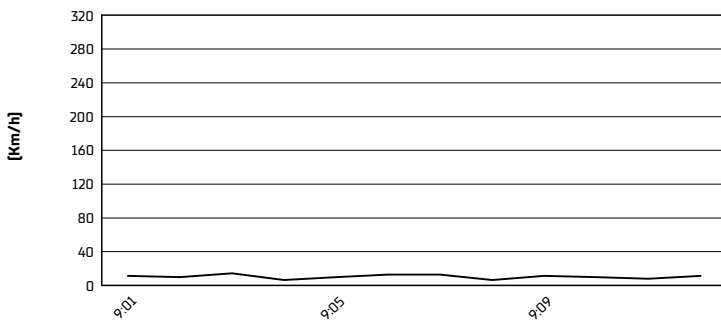
Air Pressure



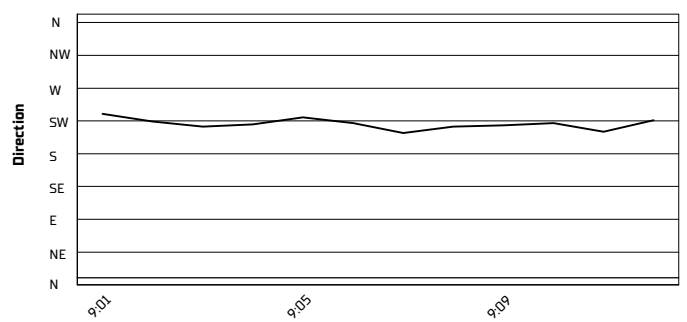
Humidity



Wind Speed



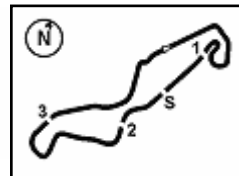
Wind Direction



21/04/2024

These data/results cannot be reproduced, stored and/or transmitted in whole or in part by any manner of electronic, mechanical, photocopying, recording, broadcasting or otherwise now known or herein after developed without the previous express consent by the copyright owner, except for reproduction in daily press and regular printed publications on sale to the public within 60 days of the event related to those data/results and always provided that copyright symbol appears together as follows below.

© DORNA WSBK ORGANIZATION Srl 2024



TT Circuit Assen 4.542 m

Pirelli Dutch Round, 19-21 April 2024

Starting Grid - Tissot Superpole Race (10 Laps x 4,542 km = 45,420 km)

1	1	65 REA J. Yamaha 1'42.650	2	11 BULEGA N. Ducati 1'42.744	3	54 RAZGATLIOGLU T. BMW 1'43.003
2	4	14 LOWES S. Ducati 1'43.190	5	22 LOWES A. Kawasaki 1'43.442	6	87 GARDNER R. Yamaha 1'43.633
3	7	1 BAUTISTA A. Ducati 1'43.730	8	21 RINALDI M. Ducati 1'43.744	9	29 IANNONE A. Ducati 1'43.769
4	10	55 LOCATELLI A. Yamaha 1'43.950	11	24 SPINELLI N. Ducati 1'44.049	12	97 VIERGE X. Honda 1'44.095
5	13	60 VAN DER MARK M. BMW 1'44.111	14	95 MACKENZIE T. Honda 1'44.112	15	45 REDDING S. BMW 1'44.216
6	16	47 BASSANI A. Kawasaki 1'44.231	17	31 GERLOFF G. BMW 1'44.582	18	5 OETTL P. Yamaha 1'45.075
7	19	77 AEGERTER D. Yamaha 1'45.420	20	28 RAY B. Yamaha 1'46.093	21	27 NORRODIN A. Honda 1'47.083
8	22	53 RABAT T. Kawasaki 1'48.996				

21/04/2024 The Race Director

These data/results cannot be reproduced, stored and/or transmitted in whole or in part by any manner of electronic, mechanical, photocopying, recording, broadcasting or otherwise now known or herein after developed without the previous express consent by the copyright owner, except for reproduction in daily press and regular printed publications on sale to the public within 60 days of the event related to those data/results and always provided that copyright symbol appears together as follows below. © DORNA WSBK ORGANIZATION Srl 2024