

TT Circuit Assen 4.542 m

Pirelli Dutch Round, 19–21 April 2024
Results Race 2

Laps 18 = 81,756 Km - Time of Race 34'12.199 - Avg. 143,418 km/h

1 / 3

Pos	Grid	No. Rider	Nat	Team	Bike	Class	LL	Gap	Rel.	Fastest Lap	Speed	Qualifying	Speed
1	4	28 G. VAN STRAALEN	NED	Pata Yamaha Ten Kate Racing	Yamaha YZF R6		18			1'46.691	250,6	1'46.193	244,9
2	2	99 A. HUERTAS	ESP	Aruba.it Racing WorldSSP Team	Ducati Panigale V2		18	1.352	1.352	1'47.119	258,4	1'46.251	249,4
3	10	66 N. TUULI	FIN	EAB Racing Team	Ducati Panigale V2		18	2.944	1.592	1'47.347	250,6	1'47.450	243,8
4	20	5 N. ANTONELLI	ITA	Ecosantagata Althea Racing Team	Ducati Panigale V2		18	4.167	1.223	1'46.666	254,1	1'50.327	243,8
5	7	54 B. SOFUOGLU	TUR	MV Agusta Reparto Corse	MV Agusta F3 800 RR		18	10.872	6.705	1'45.814	255,3	1'48.252	248,8
6	29	27 K. TOBA	JPN	PETRONAS MIE Racing Honda	Honda CBR600RR		18	19.361	8.489	1'47.719	250,0	1'52.186	240,5
7	15	55 Y. MONTELLA	ITA	Barni Spark Racing Team	Ducati Panigale V2		18	26.280	6.919	1'46.383	255,9	1'48.953	248,3
8	5	23 M. SCHROETTER	GER	MV Agusta Reparto Corse	MV Agusta F3 800 RR		18	36.279	9.999	1'47.523	253,5	1'47.427	240,5
9	8	61 C. ONCU	TUR	Kawasaki Puccetti Racing	Kawasaki ZX-6R		18	41.854	5.575	1'48.800	251,7		242,7
10	13	85 T. SMITS	NED	Team Apreco	Yamaha YZF R6		18	41.874	0.020	1'48.203	246,6	1'48.617	238,4
11	18	9 J. NAVARRO	ESP	WRP-RT Motorsport by SKM-Triumph	Triumph Street Triple RS 765		18	46.345	4.471	1'47.073	251,7	1'49.559	241,6
12	9	74 P. BIESIEKIRSKI	POL	Ecosantagata Althea Racing Team	Ducati Panigale V2		18	50.433	4.088	1'48.330	250,6	1'52.278	242,7
13	25	40 S. CORSI	ITA	Renzi Corse	Ducati Panigale V2	*	18	58.640	8.207	1'49.223	248,3	1'50.710	241,1
14	24	51 A. SARMOON	THA	Yamaha Thailand Racing Team	Yamaha YZF R6		18	1'03.842	5.202	1'48.628	250,0	1'50.479	243,8
15	26	19 G. GIANNINI	ITA	Team ProDina Kawasaki	Kawasaki ZX-6R	*	18	1'04.979	1.137	1'48.182	248,8	1'51.184	240,0
16	12	69 T. BOOTH-AMOS	GBR	PTR Triumph	Triumph Street Triple RS 765		18	1'05.992	1.013	1'47.226	250,0	1'48.608	245,5
17	30	78 H. OKUBO	JPN	Vince64 Racing Team by Puccetti	Kawasaki ZX-6R		18	1'10.291	4.299	1'49.361	252,3	1'52.513	244,3
18	14	53 V. DEBISE	FRA	Evan Bros. WorldSSP Yamaha Team	Yamaha YZF R6		18	1'24.306	14.015	1'46.281	251,2	1'48.843	243,2
19	31	25 M. BRENNER	SUI	VIAMO Racing by MTM	Kawasaki ZX-6R		18	1'39.174	14.868	1'50.170	248,8	1'54.077	242,7
20	28	89 K. BIN PAWI	MAS	PETRONAS MIE Racing Honda	Honda CBR600RR		18	1'42.553	3.379	1'49.804	247,1	1'51.642	238,4
21	P	62 S. MANZI	ITA	Pata Yamaha Ten Kate Racing	Yamaha YZF R6		18	1'44.571	2.018	1'46.559	252,3	1'45.203	247,7
22	1	64 F. CARICASULO	ITA	Motozoo ME AIR Racing	MV Agusta F3 800 RR		17	1 Lap	1 Lap	1'47.749	256,5	1'51.525	243,2
23	27	39 K. KEANKUM	THA	Yamaha Thailand Racing Team	Yamaha YZF R6		17	1 Lap	6.117	1'48.534	247,7	1'51.231	242,7
24	6	94 L. MAHIAS	FRA	GMT94 Yamaha	Yamaha YZF R6		17	1 Lap	19.394	1'48.491	247,7	1'50.480	239,5
25	17	71 T. EDWARDS	AUS	D34G Racing WorldSSP Team	Ducati Panigale V2	*	17	1 Lap	4.010	1'47.982	252,3	1'49.510	248,8
26	23	50 O. VOSTATEK	CZE	PTR Triumph	Triumph Street Triple RS 765		17	1 Lap	35.408	1'52.328	248,3	1'59.085	238,9
27	19	3 R. DE ROSA	ITA	QJMOTOR Factory Racing	QJMOTOR SRK 800 RR	*	15	3 Laps	2 Laps	1'49.708	240,0	1'50.288	234,3
-----Not Classified-----													
RET	22	32 O. BAYLISS	AUS	D34G Racing WorldSSP Team	Ducati Panigale V2		15	3 Laps		1'55.473	244,9	1'51.644	243,8
RET	16	68 L. POWER	AUS	Motozoo ME AIR Racing	MV Agusta F3 800 RR	*	4	14 Laps		2'10.734	234,8	1'49.409	242,7
RET	21	17 J. MCPHEE	GBR	WRP-RT Motorsport by SKM-Triumph	Triumph Street Triple RS 765		1	17 Laps			250,0	1'50.416	243,8
-----Disqualified-----													
DSQ	11	7 L. BALDASSARRI	ITA	Orelac Racing Verdunatura	Ducati Panigale V2		18	13.285		1'48.282	255,3	1'47.846	244,3

AIR	Humidity:	67%	Temp:	8°C
TRACK	Condition:	Dry	Temp:	17°C

Records	Pole [SP]	2023	N.Bulega	1'36.900	168,743 Km/h
	Race [RC2]	2023	N.Bulega	1'37.607	167,521 Km/h
	All Times [SP]	2023	N.Bulega	1'36.900	168,743 Km/h
Race Fastest Lap		Lap 15	B.Sofuoglu	1'45.814	154,528 Km/h

LAP LEADERS				
No. Rider	From	To	Laps	Total
99 A. HUERTAS	1	1	1	1
71 T. EDWARDS	2	4	3	3
27 K. TOBA	5	5	1	1
7 L. BALDASSARRI	6	9	4	4
66 N. TUULI	10	14	5	5
28 G. VAN STRAALEN	15	18	4	4

TOTAL LEADER LAPS			
No. Rider	Laps		
55 Y. MONTELLA	23	68 L. POWER	4
99 A. HUERTAS	22	23 M. SCHROETTER	2
53 V. DEBISE	10	27 K. TOBA	1
62 S. MANZI	5	54 B. SOFUOGLU	1
66 N. TUULI	5	94 L. MAHIAS	1
71 T. EDWARDS	5		
7 L. BALDASSARRI	4		
28 G. VAN STRAALEN	4		

* WorldSSP Challenge

Start End The results are provisional until the end of the time limit for protests and appeals and the completion of the technical checks.

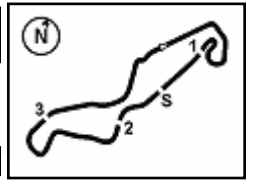
21/04/2024

15:15

15:52

These data/results cannot be reproduced, stored and/or transmitted in whole or in part by any manner of electronic, mechanical, photocopying, recording, broadcasting or otherwise now known or herein after developed without the previous express consent by the copyright owner, except for reproduction in daily press and regular printed publications on sale to the public within 60 days of the event related to those data/results and always provided that copyright symbol appears together as follows below.

© DORNA WSBK ORGANIZATION Srl 2024



Pirelli Dutch Round, 19–21 April 2024
Results Race 2

Race Highlights

Time	No. Rider	Description
15.11.42		DROPS of RAIN in Sector 1
15.12.06		WHITE FLAG
15.12.48		Warm Up Lap Started
15.13.49		DROPS of RAIN in Sector 2
15.15.26		Start
15.17.17	66 N. TUULI	Entered Pits
15.17.19	7 L. BALDASSARRI	Entered Pits
15.17.23	78 H. OKUBO	Entered Pits
15.17.23	27 K. TOBA	Entered Pits
15.17.25	19 G. GIANNINI	Entered Pits
15.17.25	5 N. ANTONELLI	Entered Pits
15.17.26	40 S. CORSI	Entered Pits
15.17.29	25 M. BRENNER	Entered Pits
15.17.35		No Jump Starts
15.18.17		DROPS of RAIN in All Sectors
15.18.41	27 K. TOBA	Exited Pits
15.18.44	5 N. ANTONELLI	Exited Pits
15.18.46	7 L. BALDASSARRI	Exited Pits
15.18.50	25 M. BRENNER	Exited Pits
15.18.54	66 N. TUULI	Exited Pits
15.18.56	78 H. OKUBO	Exited Pits
15.19.09	40 S. CORSI	Exited Pits
15.19.12	19 G. GIANNINI	Exited Pits
15.19.17	17 J. MCPHEE	Crashed - Turn 14
15.19.19	99 A. HUERTAS	Entered Pits
15.19.23	61 C. ONCU	Entered Pits
15.19.23	28 G. VAN STRAALLEN	Entered Pits
15.19.24	54 B. SOFUOGLU	Entered Pits
15.19.34	23 M. SCHROETTER	Entered Pits
15.19.41	9 J. NAVARRO	Entered Pits
15.19.41	89 K. BIN PAWI	Entered Pits
15.19.43	85 T. SMITS	Entered Pits
15.19.45	74 P. BIESIEKIRSKI	Entered Pits
15.19.55	17 J. MCPHEE	Not Actively Competing
15.20.02	50 O. VOSTATEK	Entered Pits
15.20.37	99 A. HUERTAS	Exited Pits
15.20.40	61 C. ONCU	Exited Pits
15.20.47	54 B. SOFUOGLU	Exited Pits
15.20.48	28 G. VAN STRAALLEN	Exited Pits
15.21.02	85 T. SMITS	Exited Pits
15.21.02	74 P. BIESIEKIRSKI	Exited Pits
15.21.02	23 M. SCHROETTER	Exited Pits
15.21.09	9 J. NAVARRO	Exited Pits
15.21.14	89 K. BIN PAWI	Exited Pits
15.21.40	50 O. VOSTATEK	Exited Pits
15.21.43	55 Y. MONTELLA	Entered Pits
15.21.45	51 A. SARMOON	Entered Pits
15.21.55	69 T. BOOTH-AMOS	Entered Pits
15.22.59	55 Y. MONTELLA	Exited Pits
15.23.03	51 A. SARMOON	Exited Pits
15.23.21	69 T. BOOTH-AMOS	Exited Pits
15.25.49	68 L. POWER	Crashed - Turn 10
15.26.03	68 L. POWER	Not Actively Competing
15.26.18	53 V. DEBISE	Entered Pits
15.26.18	62 S. MANZI	Entered Pits
15.26.18	39 K. KEANKUM	Entered Pits
15.26.20	64 F. CARICASULO	Entered Pits
15.27.31	62 S. MANZI	Exited Pits

Start End The results are provisional until the end of the time limit for protests and appeals
and the completion of the technical checks.

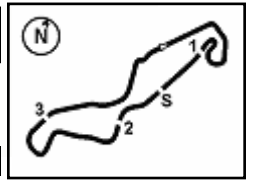
21/04/2024

15:15

15:52

These data/results cannot be reproduced, stored and/or transmitted in whole or in part by any manner of electronic, mechanical, photocopying, recording, broadcasting or otherwise now known or herein after developed without the previous express consent by the copyright owner, except for reproduction in daily press and regular printed publications on sale to the public within 60 days of the event related to those data/results and always provided that copyright symbol appears together as follows below.

© DORNA WSBK ORGANIZATION Srl 2024



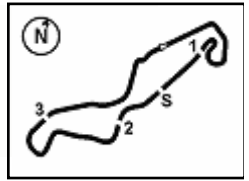
Pirelli Dutch Round, 19–21 April 2024
Results Race 2

15.27.34	53 V. DEBISE	Exited Pits
15.27.42	39 K. KEANKUM	Exited Pits
15.27.54	64 F. CARICASULO	Exited Pits
15.28.36	94 L. MAHIAS	Entered Pits
15.29.48	62 S. MANZI	Pit Intervention Time Under Investigation
15.29.53	94 L. MAHIAS	Exited Pits
15.30.35	71 T. EDWARDS	Entered Pits
15.31.40	3 R. DE ROSA	Entered Pits
15.31.56	71 T. EDWARDS	Exited Pits
15.33.26	62 S. MANZI	11.820 penalty at end - Pit Intervention Time Infringment
15.34.01	3 R. DE ROSA	Exited Pits
15.35.17	39 K. KEANKUM	Under Investigation
15.39.03		2/3 of Race Distance Completed
15.45.45	39 K. KEANKUM	Long Lap Penalty - Didn't respect blue flag
15.46.28	39 K. KEANKUM	LLP Completed
15.47.16	32 O. BAYLISS	Entered Pits
15.48.33	32 O. BAYLISS	Retired
15.51.47		Podium Confirmed
15.52.54		End Of Session
17.46.02	7 L. BALDASSARRI	Disqualified for technical infringement

21/04/2024 Start 15:15 End 15:52 The results are provisional until the end of the time limit for protests and appeals and the completion of the technical checks.

These data/results cannot be reproduced, stored and/or transmitted in whole or in part by any manner of electronic, mechanical, photocopying, recording, broadcasting or otherwise now known or herein after developed without the previous express consent by the copyright owner, except for reproduction in daily press and regular printed publications on sale to the public within 60 days of the event related to those data/results and always provided that copyright symbol appears together as follows below.

© DORNA WSBK ORGANIZATION Srl 2024



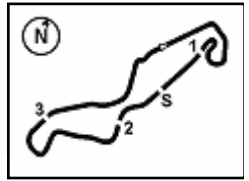
Pirelli Dutch Round, 19–21 April 2024
Riders Standings

	Points	Points From First	Points From Previous	February 25 PHILLIP ISLAND	March 24 BARCELONA	April 21 ASSEN	June 16 MISANO	July 14 DONINGTON PARK	July 21 MOST	August 11 PORTIMAO	August 25 BALATON PARK	September 8 MAGNY-COURS	September 22 CREMONA CIRCUIT	September 29 ARAGON	October 20 JEREZ			
26 BIESIEKIRSKI Piotr (POL)	4	82	1			4												
27 BRENNER Marcel (SUI)	3	83	1	3	13 16	19 21	22 27											
28 DALLA PORTA Lorenzo (ITA)	3	83	0		1 2	23 21	22 27											
29 VOSTATEK Ondrej (CZE)	2	84	1	2	14 18	20 23	24 29											
30 GIANNINI Gabriele (ITA)	1	85	1				1											
31 BIN PAWI Khairul Idham (MAS)	1	85	0	1	15 20	23 25	27 30											

21/04/2024 First Line: Championship Standings - Second Line: Ranking Progression

These data/results cannot be reproduced, stored and/or transmitted in whole or in part by any manner of electronic, mechanical, photocopying, recording, broadcasting or otherwise now known or herein after developed without the previous express consent by the copyright owner, except for reproduction in daily press and regular printed publications on sale to the public within 60 days of the event related to those data/results and always provided that copyright symbol appears together as follows below.

© DORNA WSBK ORGANIZATION Srl 2024

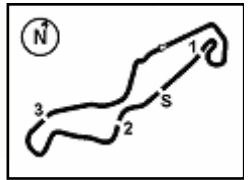


Pirelli Dutch Round, 19-21 April 2024
Riders Standings

Points	Points From First	Points From Previous	WorldSSP Challenge														
			March 24 BARCELONA	April 21 ASSEN	June 16 MISANO	July 14 DONINGTON PARK	July 21 MOST	August 11 PORTIMAO	August 25 BALATON PARK	September 8 MAGNY-COURS	September 22 CREMONA CIRCUIT	September 29 ARAGON	October 20 JEREZ				
1 EDWARDS Tom (AUS)	15			4 1	11 1 1												
2 POWER Luke (AUS)	6 9				6 2 2												
3 CORSI Simone (ITA)	5 10 1				2 3 3 3												
4 GIANNINI Gabriele (ITA)	1 14 4				1 4												

21/04/2024 First Line: Championship Standings - Second Line: Ranking Progression
 These data/results cannot be reproduced, stored and/or transmitted in whole or in part by any manner of electronic, mechanical, photocopying, recording, broadcasting or otherwise now known or herein after developed without the previous express consent by the copyright owner, except for reproduction in daily press and regular printed publications on sale to the public within 60 days of the event related to those data/results and always provided that copyright symbol appears together as follows below.
 © DORNA WSBK ORGANIZATION Srl 2024





Pirelli Dutch Round, 19-21 April 2024
Teams Standings

	February 25 PHILLIP ISLAND	March 24 BARCELONA	April 21 ASSEN	June 16 MISANO	July 14 DONINGTON PARK	July 21 MOST	August 11 PORTIMAO	August 25 BALATON PARK	September 8 MAGNY-COURS	September 22 CREMONA CIRCUIT	September 29 ARAGON	October 20 JEREZ
--	-------------------------------	-----------------------	-------------------	-------------------	---------------------------	-----------------	-----------------------	---------------------------	----------------------------	---------------------------------	------------------------	---------------------

1 MV Agusta Reparto Corse	139											
SCHROETTER Marcel	84	16	20	16	20	4	8					
SOFUOGLU Bahattin	55	10	10	6	10	8	11					
2 Pata Yamaha Ten Kate Racing	131 [-8]											
MANZI Stefano	85	20		20	25	20						
VAN STRAALLEN Glenn	46			2	6	13	25					
3 Aruba.it Racing WorldSSP Team	86 [-53]											
HUERTAS Adrian	86		16	25		25	20					
4 Barni Spark Racing Team	85 [-54]											
MONTELLA Yari	85	25	25	13	13		9					
5 WRP-RT Motorsport by SKM-Triumph	70 [-69]											
NAVARRO Jorge	45	9	4	9	9	9	5					
MCPHEE John	25	8	8	4		5						
6 Motozoo ME AIR Racing	60 [-79]											
CARICASULO Federico	54	13	13	10	8	10						
POWER Luke	6					6						
7 Evan Bros. WorldSSP Yamaha Team	49 [-90]											
DEBISE Valentin	49		11	11	11	16						
8 GMT94 Yamaha	39 [-100]											
MAHIAS Lucas	39	7	9		16	7						
9 D34G Racing WorldSSP Team	37 [-102]											
BAYLISS Oliver	22	11	6		5							
EDWARDS Tom	15				4	11						
10 Ecosantagata Althea Racing Team	25 [-114]											
ANTONELLI Niccolo	21			7		1	13					
BIESIEKIRSKI Piotr	4						4					
11 Kawasaki Puccetti Racing	22 [-117]											
ONCU Can	22			8	7		7					
12 VFT Racing Yamaha	18 [-121]											
RUIZ Yeray	18	5	5	5	3							
13 EAB Racing Team	18 [-121]											
TUULI Niki	18		2				16					
14 Petronas MIE Racing Honda	11 [-128]											
TOBA Kaito	10						10					
BIN PAWI Khairul Idham	1	1										
15 Yamaha Thailand Racing Team	10 [-129]											
SARMOON Anupab	10	4	1				3	2				
16 PTR Triumph	9 [-130]											
BOOTH-AMOS Thomas	7		3	3	1							
VOSTATEK Ondrej	2	2										
17 Orelac Racing Verdnatura	7 [-132]											
BALDASSARRI Lorenzo	7		7									
18 Team Apreco	6 [-133]											
SMITS Twan	6						6					
19 Stop & Seal Racing	6 [-133]											
TOPARIS Tom	6	6										
20 Renzi Corse	5 [-134]											

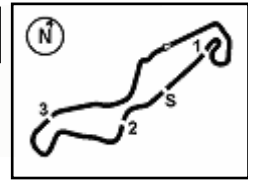
21/04/2024

These data/results cannot be reproduced, stored and/or transmitted in whole or in part by any manner of electronic, mechanical, photocopying, recording, broadcasting or otherwise now known or herein after developed without the previous express consent by the copyright owner, except for reproduction in daily press and regular printed publications on sale to the public within 60 days of the event related to those data/results and always provided that copyright symbol appears together as follows below.

© DORNA WSBK ORGANIZATION Srl 2024

FICR PERUGIA TIMING





TT Circuit Assen 4.542 m

Pirelli Dutch Round, 19–21 April 2024
Pirelli Best Lap Award

	Points	Points From First	Points From Previous	February 25	March 24	April 21	June 16	July 14	July 21	August 11	August 25	September 8	September 22	September 29	October 20			
				PHILLIP ISLAND	BARCELONA	ASSEN	MISANO	DONINGTON PARK	MOST	PORTIMAO	BALATON PARK	MAGNY-COURS	CREMONA CIRCUIT	ARAGON	JEREZ			
1 SOFUOGLU Bahattin (TUR)	1					1												
2 CARICASULO Federico (ITA)	1	0				1												
3 HUERTAS Adrian (ESP)	1	0	0		1													
4 NAVARRO Jorge (ESP)	1	0	0		1													
5 SCHROETTER Marcel (GER)	1	0	0	1														
6 MONTELLA Yari (ITA)	1	0	0	1														

21/04/2024

First Line: Championship Standings - Second Line: Ranking Progression

These data/results cannot be reproduced, stored and/or transmitted in whole or in part by any manner of electronic, mechanical, photocopying, recording, broadcasting or otherwise now known or herein after developed without the previous express consent by the copyright owner, except for reproduction in daily press and regular printed publications on sale to the public within 60 days of the event related to those data/results and always provided that copyright symbol appears together as follows below.

© DORNA WSBK ORGANIZATION Srl 2024

Pirelli Dutch Round, 19–21 April 2024
Best Sectors & Speed Race 2

RESULTS				
1	28	G. VAN STRAALLEN	Yamaha YZF R6	Laps 18
2	99	A. HUERTAS	Ducati Panigale V2	1.352
3	66	N. TUULI	Ducati Panigale V2	2.944
4	5	N. ANTONELLI	Ducati Panigale V2	4.167
5	54	B. SOFUOGLU	MV Agusta F3 800 RR	10.872
6	27	K. TOBA	Honda CBR600RR	19.361
7	55	Y. MONTELLA	Ducati Panigale V2	26.280
8	23	M. SCHROETTER	MV Agusta F3 800 RR	36.279
9	61	C. ONCU	Kawasaki ZX-6R	41.854
10	85	T. SMITS	Yamaha YZF R6	41.874
11	9	J. NAVARRO	Triumph Street Triple RS 765	46.345
12	74	P. BIESIEKIRSKI	Ducati Panigale V2	50.433
13	40	S. CORSI	Ducati Panigale V2	58.640
14	51	A. SARMOON	Yamaha YZF R6	1'03.842
15	19	G. GIANNINI	Kawasaki ZX-6R	1'04.979
16	69	T. BOOTH-AMOS	Triumph Street Triple RS 765	1'05.992
17	78	H. OKUBO	Kawasaki ZX-6R	1'10.291
18	53	V. DEBISE	Yamaha YZF R6	1'24.306
19	25	M. BRENNER	Kawasaki ZX-6R	1'39.174
20	89	K. BIN PAWI	Honda CBR600RR	1'42.553
21	62	S. MANZI	Yamaha YZF R6	1'44.571
22	64	F. CARICASULO	MV Agusta F3 800 RR	1 Lap
23	39	K. KEANKUM	Yamaha YZF R6	1 Lap
24	94	L. MAHIAS	Yamaha YZF R6	1 Lap
25	71	T. EDWARDS	Ducati Panigale V2	1 Lap
26	50	D. VOSTATEK	Triumph Street Triple RS 765	1 Lap
27	3	R. DE ROSA	QJMOTOR SRK 800 RR	3 Laps
RET	32	D. BAYLISS	Ducati Panigale V2	3 Laps
RET	68	L. POWER	MV Agusta F3 800 RR	14 Laps
RET	17	J. MCPHEE	Triumph Street Triple RS 765	17 Laps
DSO	7	L. BALDASSARRI	Ducati Panigale V2	13.285

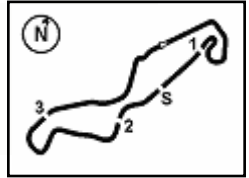
SPEED				
1	99	A. HUERTAS	Ducati Panigale V2	258,4
2	64	F. CARICASULO	MV Agusta F3 800 RR	256,5
3	55	Y. MONTELLA	Ducati Panigale V2	255,9
4	7	L. BALDASSARRI	Ducati Panigale V2	255,3
5	54	B. SOFUOGLU	MV Agusta F3 800 RR	255,3
6	5	N. ANTONELLI	Ducati Panigale V2	254,1
7	23	M. SCHROETTER	MV Agusta F3 800 RR	253,5
8	62	S. MANZI	Yamaha YZF R6	252,3
9	71	T. EDWARDS	Ducati Panigale V2	252,3
10	78	H. OKUBO	Kawasaki ZX-6R	252,3
11	9	J. NAVARRO	Triumph Street Triple RS 765	251,7
12	61	C. ONCU	Kawasaki ZX-6R	251,7
13	53	V. DEBISE	Yamaha YZF R6	251,2
14	74	P. BIESIEKIRSKI	Ducati Panigale V2	250,6
15	28	G. VAN STRAALLEN	Yamaha YZF R6	250,6
16	66	N. TUULI	Ducati Panigale V2	250,6
17	17	J. MCPHEE	Triumph Street Triple RS 765	250,0
18	27	K. TOBA	Honda CBR600RR	250,0
19	51	A. SARMOON	Yamaha YZF R6	250,0
20	69	T. BOOTH-AMOS	Triumph Street Triple RS 765	250,0
21	19	G. GIANNINI	Kawasaki ZX-6R	248,8
22	25	M. BRENNER	Kawasaki ZX-6R	248,8
23	40	S. CORSI	Ducati Panigale V2	248,3
24	50	D. VOSTATEK	Triumph Street Triple RS 765	248,3
25	94	L. MAHIAS	Yamaha YZF R6	247,7
26	39	K. KEANKUM	Yamaha YZF R6	247,7
27	89	K. BIN PAWI	Honda CBR600RR	247,1
28	85	T. SMITS	Yamaha YZF R6	246,6
29	32	D. BAYLISS	Ducati Panigale V2	244,9
30	3	R. DE ROSA	QJMOTOR SRK 800 RR	240,0
31	68	L. POWER	MV Agusta F3 800 RR	234,8

SEG. 1			SEG. 2			SEG. 3			SEG. 4						
1	28	G. VAN STRAALLEN	34.714	1	55	Y. MONTELLA	15.863	1	54	B. SOFUOGLU	30.550	1	54	B. SOFUOGLU	24.122
2	54	B. SOFUOGLU	34.771	2	5	N. ANTONELLI	15.889	2	62	S. MANZI	30.613	2	28	G. VAN STRAALLEN	24.310
3	9	J. NAVARRO	34.796	3	53	V. DEBISE	15.908	3	69	T. BOOTH-AMOS	30.714	3	99	A. HUERTAS	24.340
4	55	Y. MONTELLA	34.895	4	66	N. TUULI	15.961	4	53	V. DEBISE	30.732	4	53	V. DEBISE	24.413
5	53	V. DEBISE	34.915	5	99	A. HUERTAS	15.984	5	5	N. ANTONELLI	30.850	5	5	N. ANTONELLI	24.452
6	69	T. BOOTH-AMOS	34.951	6	28	G. VAN STRAALLEN	15.991	6	55	Y. MONTELLA	30.894	6	55	Y. MONTELLA	24.453
7	64	F. CARICASULO	35.029	7	54	B. SOFUOGLU	15.991	7	9	J. NAVARRO	30.927	7	69	T. BOOTH-AMOS	24.568
8	62	S. MANZI	35.101	8	62	S. MANZI	16.017	8	23	M. SCHROETTER	30.968	8	62	S. MANZI	24.624
9	74	P. BIESIEKIRSKI	35.143	9	23	M. SCHROETTER	16.066	9	99	A. HUERTAS	31.011	9	94	L. MAHIAS	24.637
10	66	N. TUULI	35.175	10	7	L. BALDASSARRI	16.087	10	66	N. TUULI	31.054	10	66	N. TUULI	24.660
11	27	K. TOBA	35.202	11	69	T. BOOTH-AMOS	16.092	11	51	A. SARMOON	31.065	11	23	M. SCHROETTER	24.700
12	5	N. ANTONELLI	35.232	12	64	F. CARICASULO	16.150	12	39	K. KEANKUM	31.073	12	64	F. CARICASULO	24.703
13	99	A. HUERTAS	35.244	13	71	T. EDWARDS	16.162	13	28	G. VAN STRAALLEN	31.077	13	71	T. EDWARDS	24.713
14	61	C. ONCU	35.252	14	39	K. KEANKUM	16.171	14	27	K. TOBA	31.085	14	19	G. GIANNINI	24.791
15	51	A. SARMOON	35.279	15	9	J. NAVARRO	16.187	15	64	F. CARICASULO	31.128	15	7	L. BALDASSARRI	24.869
16	7	L. BALDASSARRI	35.323	16	74	P. BIESIEKIRSKI	16.198	16	71	T. EDWARDS	31.167	16	85	T. SMITS	24.894
17	85	T. SMITS	35.342	17	27	K. TOBA	16.200	17	85	T. SMITS	31.205	17	74	P. BIESIEKIRSKI	24.897
18	23	M. SCHROETTER	35.350	18	19	G. GIANNINI	16.211	18	7	L. BALDASSARRI	31.283	18	9	J. NAVARRO	24.900
19	40	S. CORSI	35.589	19	61	C. ONCU	16.220	19	74	P. BIESIEKIRSKI	31.369	19	3	R. DE ROSA	24.925
20	19	G. GIANNINI	35.595	20	85	T. SMITS	16.221	20	19	G. GIANNINI	31.387	20	27	K. TOBA	24.972
21	71	T. EDWARDS	35.622	21	94	L. MAHIAS	16.362	21	61	C. ONCU	31.491	21	51	A. SARMOON	25.002
22	89	K. BIN PAWI	35.756	22	40	S. CORSI	16.404	22	40	S. CORSI	31.493	22	61	C. ONCU	25.063
23	3	R. DE ROSA	35.816	23	51	A. SARMOON	16.412	23	94	L. MAHIAS	31.551	23	39	K. KEANKUM	25.105
24	78	H. OKUBO	35.823	24	78	H. OKUBO	16.518	24	78	H. OKUBO	31.568	24	40	S. CORSI	25.170
25	39	K. KEANKUM	35.828	25	89	K. BIN PAWI	16.692	25	89	K. BIN PAWI	31.583	25	78	H. OKUBO	25.190
26	94	L. MAHIAS	35.829	26	50	D. VOSTATEK	16.700	26	25	M. BRENNER	31.709	26	32	D. BAYLISS	25.225
27	25	M. BRENNER	36.166	27	25	M. BRENNER	16.805	27	3	R. DE ROSA	31.785	27	89	K. BIN PAWI	25.289
28	50	D. VOSTATEK	37.162	28	3	R. DE ROSA	16.926	28	17	J. MCPHEE	31.996	28	25	M. BRENNER	25.370
29	32	D. BAYLISS	38.729	29	32	D. BAYLISS	17.182	29	32	D. BAYLISS	32.286	29	50	D. VOSTATEK	25.740
30	17	J. MCPHEE	41.795	30	17	J. MCPHEE	17.885	30	68	L. POWER	32.612	30	17	J. MCPHEE	26.843
31	68	L. POWER	43.137	31	68	L. POWER	17.943	31	50	D. VOSTATEK	32.675	31	68	L. POWER	26.996

21/04/2024

These data/results cannot be reproduced, stored and/or transmitted in whole or in part by any manner of electronic, mechanical, photocopying, recording, broadcasting or otherwise now known or herein after developed without the previous express consent by the copyright owner, except for reproduction in daily press and regular printed publications on sale to the public within 60 days of the event related to those data/results and always provided that copyright symbol appears together as follows below.

© DORNA WSBK ORGANIZATION Srl 2024



TT Circuit Assen 4.542 m

Pirelli Dutch Round, 19-21 April 2024
Lap Chart Race 2

1 / 5

	Lap																	
	1	2	3	4	5	6	7	8	9	10	11	12	13	14	15	16	17	18
1	99	71	71	71	27	7	7	7	7	66	66	66	66	66	28	28	28	28
2	61	62	62	68	7	27	99	99	66	7	7	28	28	28	66	66	99	99
3	62	99	68	94	99	99	27	27	99	27	99	99	99	99	99	99	66	66
4	28	53	53	62	5	5	5	66	27	99	28	27	5	5	5	5	5	5
5	54	64	64	53	66	66	66	5	5	5	27	5	7	7	7	7	7	54
6	17	55	94	39	71	28	28	28	28	28	5	7	27	27	27	27	54	7
7	55	68	39	64	28	61	54	54	54	54	54	54	54	54	54	54	27	27
8	64	94	55	32	94	54	61	61	61	61	61	61	55	55	55	55	55	55
9	94	51	32	7	61	85	85	55	55	55	55	61	61	61	23	23	23	23
10	68	39	51	99	54	71	55	85	85	85	85	85	85	23	23	61	61	61
11	53	61	69	27	53	23	23	23	23	23	23	23	23	85	85	85	85	85
12	71	28	3	5	62	55	40	40	40	9	9	9	9	9	9	9	9	9
13	51	54	7	66	32	40	74	74	9	40	74	74	74	74	74	74	74	74
14	39	32	99	28	39	74	9	9	74	74	40	40	40	40	40	40	40	40
15	23	69	27	61	64	78	78	78	78	78	51	51	51	51	51	51	51	51
16	69	23	5	54	85	9	51	51	51	51	78	78	78	78	19	19	19	19
17	32	3	66	3	23	25	19	19	19	19	19	19	19	19	78	78	69	69
18	74	9	61	25	55	19	25	25	25	69	69	69	69	69	69	69	78	78
19	9	89	28	85	40	51	71	69	69	25	25	25	25	25	53	53	53	53
20	85	85	54	78	25	32	69	89	89	89	89	89	89	89	25	25	62	62
21	3	74	25	23	78	94	89	53	53	53	53	53	53	53	62	62	25	25
22	66	50	78	40	74	89	32	62	62	62	62	62	62	62	89	89	89	89
23	89	7	85	55	9	69	53	32	39	39	39	39	39	39	39	64	64	64
24	7	27	23	74	19	3	62	39	32	64	64	64	64	64	64	39	39	39
25	50	5	74	9	51	62	39	64	64	94	94	94	94	94	94	94	94	94
26	78	66	40	19	3	53	64	50	94	32	71	71	71	71	71	71	71	71
27	27	25	9	51	89	39	50	94	50	50	50	50	50	50	50	50	50	50
28	19	78	19	89	69	50	94	71	71	71	32	32	32	32	32	32	32	32
29	5	40	89	69	50	64	3	3	3	3	3	3	3	3	3	3	3	3
30	40	19	50	50														
31	25																	

Final Result		
1	28 G. VAN STRAALEN	Laps 18
2	99 A. HUERTAS	1.352
3	66 N. TUULI	2.944
4	5 N. ANTONELLI	4.167
5	54 B. SOFUOGLU	10.872
6	27 K. TOBA	19.361
7	55 Y. MONTELLA	26.280
8	23 M. SCHROETTER	36.279
9	61 C. ONCU	41.854
10	85 T. SMITS	41.874
11	9 J. NAVARRO	46.345
12	74 P. BIESIEKIRSKI	50.433
13	40 S. CORSI	58.640
14	51 A. SARMOON	1'03.842
15	19 G. GIANNINI	1'04.979
16	69 T. BOOTH-AMOS	1'05.992
17	78 H. OKUBO	1'10.291
18	53 V. DEBISE	1'24.306
19	25 M. BRENNER	1'39.174
20	89 K. BIN PAWI	1'42.553
21	62 S. MANZI (P)	1'44.571
22	64 F. CARICASULO	1 Lap
23	39 K. KEANKUM	1 Lap
24	94 L. MAHIAS	1 Lap
25	71 T. EDWARDS	1 Lap
26	50 D. VOSTATEK	1 Lap
27	3 R. DE ROSA	3 Laps
RET	32 D. BAYLISS	3 Laps
RET	18 L. POWER	14 Laps
RET	17 J. MCPHEE	17 Laps
DSO	7 L. BALDASSARRI	13.285

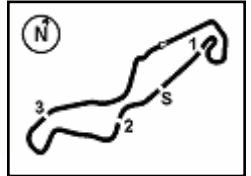
21/04/2024

These data/results cannot be reproduced, stored and/or transmitted in whole or in part by any manner of electronic, mechanical, photocopying, recording, broadcasting or otherwise now known or herein after developed without the previous express consent by the copyright owner, except for reproduction in daily press and regular printed publications on sale to the public within 60 days of the event related to those data/results and always provided that copyright symbol appears together as follows below.

© DORNA WSBK ORGANIZATION Srl 2024

FICR PERUGIA TIMING





Pirelli Dutch Round, 19–21 April 2024
Lap Chart Race 2

Lap 1

1	99 A.Huertas	2'00.006
2	61 C.Oncu	1.763
3	62 S.Manzi	3.049
4	28 G.van Straalen	3.097
5	54 B.Sofuoglu	3.381
6	17 J.McPhee	3.658
7	55 Y.Montella	3.807
8	64 F.Caricasulo	4.331
9	94 L.Mahias	5.160
10	68 L.Power	5.489
11	53 V.Debise	5.650
12	71 T.Edwards	5.672
13	51 A.Sarmoon	5.967
14	39 K.Keankum	6.627
15	23 M.Schroetter	7.052
16	69 T.Booth-Amos	7.402
17	32 O.Bayliss	9.153
18	74 P.Biesiekirski	9.809
19	9 J.Navarro	10.250
20	85 T.Smits	10.500
21	3 R.De Rosa	11.231
22	66 N.Tuuli	11.968
23	89 K.Bin Pawi	12.178
24	7 L.Baldassarri	13.866
25	50 O.Vostatek	17.395
26	78 H.Okubo	18.169
27	27 K.Toba	18.447
28	19 G.Giannini	19.432
29	5 N.Antonelli	20.023
30	40 S.Corsi	21.278
31	25 M.Brenner	23.492

Lap 2

1	71 T.Edwards	4'12.777
2	62 S.Manzi	0.192
3	99 A.Huertas	1.024
4	53 V.Debise	1.760
5	64 F.Caricasulo	1.851
6	55 Y.Montella	2.877
7	68 L.Power	3.452
8	94 L.Mahias	3.899
9	51 A.Sarmoon	4.100
10	39 K.Keankum	4.611
11	61 C.Oncu	4.922
12	28 G.van Straalen	5.908
13	54 B.Sofuoglu	6.748
14	32 O.Bayliss	8.527
15	69 T.Booth-Amos	11.731
16	23 M.Schroetter	16.983
17	3 R.De Rosa	17.946
18	9 J.Navarro	22.957
19	89 K.Bin Pawi	23.009
20	85 T.Smits	26.038
21	74 P.Biesiekirski	26.591
22	50 O.Vostatek	44.745
23	7 L.Baldassarri	1'03.271
24	27 K.Toba	1'04.247
25	5 N.Antonelli	1'05.552
26	66 N.Tuuli	1'11.146
27	25 M.Brenner	1'16.643
28	78 H.Okubo	1'22.712
29	40 S.Corsi	1'31.783
30	19 G.Giannini	1'34.831

Lap 3

1	71 T.Edwards	6'25.661
2	62 S.Manzi	4.122
3	68 L.Power	4.796
4	53 V.Debise	5.233
5	64 F.Caricasulo	5.422
6	94 L.Mahias	5.923
7	39 K.Keankum	6.537

8	55 Y.Montella	11.967
9	32 O.Bayliss	13.096
10	51 A.Sarmoon	14.459
11	69 T.Booth-Amos	24.833
12	3 R.De Rosa	28.059
13	7 L.Baldassarri	40.610
14	99 A.Huertas	40.738
15	27 K.Toba	41.027
16	5 N.Antonelli	43.332
17	66 N.Tuuli	47.766
18	61 C.Oncu	48.950
19	28 G.van Straalen	51.513
20	54 B.Sofuoglu	54.708
21	25 M.Brenner	1'02.748
22	78 H.Okubo	1'06.232
23	85 T.Smits	1'08.770
24	23 M.Schroetter	1'09.940
25	74 P.Biesiekirski	1'11.799
26	40 S.Corsi	1'11.871
27	9 J.Navarro	1'17.404
28	19 G.Giannini	1'17.545
29	89 K.Bin Pawi	1'30.366
30	50 O.Vostatek	1'59.249

Lap 4

1	71 T.Edwards	8'41.762
2	68 L.Power	3.680
3	94 L.Mahias	4.581
4	62 S.Manzi	5.887
5	53 V.Debise	6.882
6	39 K.Keankum	7.443
7	64 F.Caricasulo	7.713
8	32 O.Bayliss	13.551
9	7 L.Baldassarri	14.206
10	99 A.Huertas	14.570
11	27 K.Toba	14.913
12	5 N.Antonelli	17.135
13	66 N.Tuuli	20.413
14	28 G.van Straalen	24.968
15	61 C.Oncu	26.044
16	54 B.Sofuoglu	31.020
17	3 R.De Rosa	33.935
18	25 M.Brenner	43.644
19	85 T.Smits	44.842
20	78 H.Okubo	45.049
21	23 M.Schroetter	45.173
22	40 S.Corsi	47.658
23	55 Y.Montella	47.794
24	74 P.Biesiekirski	49.215
25	9 J.Navarro	53.091
26	19 G.Giannini	54.704
27	51 A.Sarmoon	56.779
28	89 K.Bin Pawi	1'10.510
29	69 T.Booth-Amos	1'16.609
30	50 O.Vostatek	1'44.399

Lap 5

1	27 K.Toba	10'47.553
2	7 L.Baldassarri	0.250
3	99 A.Huertas	0.494
4	5 N.Antonelli	1.817
5	66 N.Tuuli	3.409
6	71 T.Edwards	6.985
7	28 G.van Straalen	10.135
8	94 L.Mahias	15.647
9	61 C.Oncu	16.117
10	54 B.Sofuoglu	16.706
11	53 V.Debise	24.452
12	62 S.Manzi	25.154
13	32 O.Bayliss	25.988
14	39 K.Keankum	26.071
15	64 F.Caricasulo	27.683
16	85 T.Smits	29.572

17	23 M.Schroetter	31.791
18	55 Y.Montella	33.114
19	40 S.Corsi	34.678
20	25 M.Brenner	34.942
21	78 H.Okubo	35.632
22	74 P.Biesiekirski	35.775
23	9 J.Navarro	38.483
24	19 G.Giannini	41.243
25	51 A.Sarmoon	42.533
26	3 R.De Rosa	51.649
27	89 K.Bin Pawi	58.996
28	69 T.Booth-Amos	1'04.206
29	50 O.Vostatek	1'37.783

Lap 6

1	7 L.Baldassarri	12'36.436
2	27 K.Toba	0.336
3	99 A.Huertas	0.680
4	5 N.Antonelli	1.957
5	66 N.Tuuli	2.562
6	28 G.van Straalen	9.332
7	61 C.Oncu	19.502
8	54 B.Sofuoglu	19.825
9	85 T.Smits	32.045
10	71 T.Edwards	32.473
11	23 M.Schroetter	32.913
12	55 Y.Montella	33.621
13	40 S.Corsi	36.591
14	74 P.Biesiekirski	37.945
15	78 H.Okubo	40.249
16	9 J.Navarro	40.819
17	25 M.Brenner	43.122
18	19 G.Giannini	44.771
19	51 A.Sarmoon	45.036
20	32 O.Bayliss	52.279
21	94 L.Mahias	54.735
22	89 K.Bin Pawi	1'03.647
23	69 T.Booth-Amos	1'05.636
24	3 R.De Rosa	1'26.798
25	62 S.Manzi	1'28.294
26	53 V.Debise	1'29.918
27	39 K.Keankum	1'41.638
28	50 O.Vostatek	1'48.958
29	64 F.Caricasulo	

Lap 7

1	7 L.Baldassarri	14'25.399
2	99 A.Huertas	0.132
3	27 K.Toba	0.606
4	5 N.Antonelli	1.785
5	66 N.Tuuli	1.955
6	28 G.van Straalen	7.216
7	54 B.Sofuoglu	19.985
8	61 C.Oncu	21.800
9	85 T.Smits	32.149
10	55 Y.Montella	32.457
11	23 M.Schroetter	33.781
12	40 S.Corsi	38.068
13	74 P.Biesiekirski	38.691
14	9 J.Navarro	41.119
15	78 H.Okubo	43.274
16	51 A.Sarmoon	47.745
17	19 G.Giannini	49.835
18	25 M.Brenner	50.235
19	71 T.Edwards	1'04.831
20	69 T.Booth-Amos	1'06.052
21	89 K.Bin Pawi	1'08.034
22	32 O.Bayliss	1'16.674
23	53 V.Debise	1'30.980
24	62 S.Manzi	1'31.208
25	39 K.Keankum	1'45.492
26	64 F.Caricasulo	
27	50 O.Vostatek	

28	94 L.Mahias	
29	3 R.De Rosa	

Lap 8

1	7 L.Baldassarri	16'14.294
2	99 A.Huertas	0.808
3	27 K.Toba	0.994
4	66 N.Tuuli	1.136
5	5 N.Antonelli	2.174
6	28 G.van Straalen	6.553
7	54 B.Sofuoglu	19.286
8	61 C.Oncu	22.620
9	55 Y.Montella	30.736
10	85 T.Smits	31.671
11	23 M.Schroetter	33.784
12	40 S.Corsi	38.970
13	74 P.Biesiekirski	39.548
14	9 J.Navarro	40.332
15	78 H.Okubo	45.272
16	51 A.Sarmoon	48.352
17	19 G.Giannini	52.318
18	25 M.Brenner	56.065
19	69 T.Booth-Amos	1'05.707
20	89 K.Bin Pawi	1'10.429
21	53 V.Debise	1'31.191
22	62 S.Manzi	1'32.725
23	32 O.Bayliss	1'38.951
24	39 K.Keankum	1'47.171
25	64 F.Caricasulo	
26	50 O.Vostatek	
27	94 L.Mahias	
28	71 T.Edwards	
29	3 R.De Rosa	

Lap 9

1	7 L.Baldassarri	18'02.614
2	66 N.Tuuli	0.638
3	99 A.Huertas	1.333
4	27 K.Toba	1.516
5	5 N.Antonelli	1.924
6	28 G.van Straalen	5.372
7	54 B.Sofuoglu	19.578
8	61 C.Oncu	24.156
9	55 Y.Montella	29.917
10	85 T.Smits	31.796
11	23 M.Schroetter	34.233
12	40 S.Corsi	40.233
13	9 J.Navarro	40.326
14	74 P.Biesiekirski	41.184
15	78 H.Okubo	47.531
16	51 A.Sarmoon	48.883
17	19 G.Giannini	53.822
18	25 M.Brenner	1'02.071
19	69 T.Booth-Amos	1'05.666
20	89 K.Bin Pawi	1'13.096
21	53 V.Debise	1'30.972
22	62 S.Manzi	1'32.788
23	39 K.Keankum	
24	32 O.Bayliss	
25	64 F.Caricasulo	
26	94 L.Mahias	
27	50 O.Vostatek	
28	71 T.Edwards	
29	3 R.De Rosa	

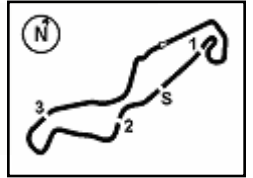
Lap 10

1	66 N.Tuuli	19'51.472
2	7 L.Baldassarri	1.352
3	27 K.Toba	1.564
4	99 A.Huertas	1.620
5	5 N.Antonelli	1.938
6	28 G.van Straalen	3.452
7	54 B.Sofuoglu	18.742

21/04/2024

These data/results cannot be reproduced, stored and/or transmitted in whole or in part by any manner of electronic, mechanical, photocopying, recording, broadcasting or otherwise now known or herein after developed without the previous express consent by the copyright owner, except for reproduction in daily press and regular printed publications on sale to the public within 60 days of the event related to those data/results and always provided that copyright symbol appears together as follows below.

© DORNA WSBK ORGANIZATION Srl 2024



TT Circuit Assen 4.542 m

Pirelli Dutch Round, 19–21 April 2024
Lap Chart Race 2

3 / 5

8	61 C.Oncu	24.367	19	25 M.Brenner	1'15.952
9	55 Y.Montella	28.694	20	89 K.Bin Pawi	1'20.916
10	85 T.Smits	31.950	21	53 V.Debise	1'29.518
11	23 M.Schroetter	33.640	22	62 S.Manzi	1'30.480
12	9 J.Navarro	39.264	23	39 K.Keankum	
13	40 S.Corsi	40.816	24	64 F.Caricasulo	
14	74 P.Biesiekirski	41.451	25	94 L.Mahias	
15	78 H.Okubo	50.128	26	71 T.Edwards	
16	51 A.Sarmoon	50.924	27	50 D.Vostatek	
17	19 G.Giannini	54.265	28	32 D.Bayliss	
18	69 T.Booth-Amos	1'04.900	29	3 R.De Rosa	
19	25 M.Brenner	1'05.966			
20	89 K.Bin Pawi	1'14.553			
21	53 V.Debise	1'29.817			
22	62 S.Manzi	1'31.459			
23	39 K.Keankum				
24	64 F.Caricasulo				
25	94 L.Mahias				
26	32 D.Bayliss				
27	50 D.Vostatek				
28	71 T.Edwards				
29	3 R.De Rosa				

Lap 13

1	66 N.Tuuli	25'13.931
2	28 G.van Straalen	1.473
3	99 A.Huertas	2.776
4	5 N.Antonelli	3.984
5	7 L.Baldassarri	4.968
6	27 K.Toba	5.748
7	54 B.Sofuoglu	18.378
8	55 Y.Montella	28.073
9	61 C.Oncu	29.407
10	85 T.Smits	34.884
11	23 M.Schroetter	35.236
12	9 J.Navarro	40.445
13	74 P.Biesiekirski	44.269
14	40 S.Corsi	46.800
15	51 A.Sarmoon	56.466
16	78 H.Okubo	57.402
17	19 G.Giannini	58.489
18	69 T.Booth-Amos	1'06.300
19	25 M.Brenner	1'20.739
20	89 K.Bin Pawi	1'23.404
21	53 V.Debise	1'28.498
22	62 S.Manzi	1'29.741
23	39 K.Keankum	
24	64 F.Caricasulo	
25	94 L.Mahias	
26	71 T.Edwards	
27	50 D.Vostatek	
28	32 D.Bayliss	
29	3 R.De Rosa	

Lap 11

1	66 N.Tuuli	21'38.980
2	7 L.Baldassarri	2.384
3	99 A.Huertas	2.437
4	28 G.van Straalen	2.738
5	27 K.Toba	3.139
6	5 N.Antonelli	3.357
7	54 B.Sofuoglu	19.403
8	61 C.Oncu	25.659
9	55 Y.Montella	28.595
10	85 T.Smits	33.297
11	23 M.Schroetter	34.718
12	9 J.Navarro	38.829
13	74 P.Biesiekirski	42.464
14	40 S.Corsi	42.775
15	51 A.Sarmoon	53.191
16	78 H.Okubo	53.257
17	19 G.Giannini	55.759
18	69 T.Booth-Amos	1'06.189
19	25 M.Brenner	1'11.059
20	89 K.Bin Pawi	1'16.849
21	53 V.Debise	1'29.751
22	62 S.Manzi	1'31.268
23	39 K.Keankum	
24	64 F.Caricasulo	
25	94 L.Mahias	
26	71 T.Edwards	
27	50 D.Vostatek	
28	32 D.Bayliss	
29	3 R.De Rosa	

Lap 14

1	66 N.Tuuli	27'01.280
2	28 G.van Straalen	0.930
3	99 A.Huertas	2.722
4	5 N.Antonelli	3.755
5	7 L.Baldassarri	6.081
6	27 K.Toba	7.002
7	54 B.Sofuoglu	17.211
8	55 Y.Montella	27.107
9	61 C.Oncu	32.061
10	23 M.Schroetter	35.442
11	85 T.Smits	36.179
12	9 J.Navarro	41.106
13	74 P.Biesiekirski	45.373
14	40 S.Corsi	48.800
15	51 A.Sarmoon	57.945
16	78 H.Okubo	59.414
17	19 G.Giannini	1'00.041
18	69 T.Booth-Amos	1'07.325
19	25 M.Brenner	1'25.804
20	89 K.Bin Pawi	1'27.169
21	53 V.Debise	1'27.434
22	62 S.Manzi	1'29.548
23	39 K.Keankum	
24	64 F.Caricasulo	
25	94 L.Mahias	
26	71 T.Edwards	
27	50 D.Vostatek	
28	32 D.Bayliss	
29	3 R.De Rosa	

Lap 12

1	66 N.Tuuli	23'26.327
2	28 G.van Straalen	2.386
3	99 A.Huertas	2.518
4	27 K.Toba	3.511
5	5 N.Antonelli	4.115
6	7 L.Baldassarri	4.290
7	54 B.Sofuoglu	19.038
8	61 C.Oncu	27.549
9	55 Y.Montella	28.416
10	85 T.Smits	34.285
11	23 M.Schroetter	35.317
12	9 J.Navarro	40.225
13	74 P.Biesiekirski	43.543
14	40 S.Corsi	44.651
15	51 A.Sarmoon	54.801
16	78 H.Okubo	55.573
17	19 G.Giannini	56.893
18	69 T.Booth-Amos	1'06.436

Lap 15

1	28 G.van Straalen	28'49.044
2	66 N.Tuuli	0.379
3	99 A.Huertas	2.077
4	5 N.Antonelli	2.657
5	7 L.Baldassarri	6.893
6	27 K.Toba	7.938
7	54 B.Sofuoglu	15.261
8	55 Y.Montella	26.284
9	61 C.Oncu	34.339
10	23 M.Schroetter	35.437
11	85 T.Smits	37.589
12	9 J.Navarro	41.654
13	74 P.Biesiekirski	46.151
14	40 S.Corsi	50.627
15	51 A.Sarmoon	58.809
16	19 G.Giannini	1'02.029
17	78 H.Okubo	1'02.475
18	69 T.Booth-Amos	1'06.987
19	53 V.Debise	1'26.703
20	25 M.Brenner	1'28.525
21	62 S.Manzi	1'29.905
22	89 K.Bin Pawi	1'30.657
23	39 K.Keankum	
24	64 F.Caricasulo	
25	94 L.Mahias	
26	71 T.Edwards	
27	50 D.Vostatek	
28	32 D.Bayliss	
29	3 R.De Rosa	

Lap 16

1	28 G.van Straalen	30'36.164
2	66 N.Tuuli	1.376
3	99 A.Huertas	2.259
4	5 N.Antonelli	2.513
5	7 L.Baldassarri	8.903
6	27 K.Toba	13.069
7	54 B.Sofuoglu	14.827
8	55 Y.Montella	25.923
9	23 M.Schroetter	36.822
10	61 C.Oncu	37.594
11	85 T.Smits	39.496
12	9 J.Navarro	43.567
13	74 P.Biesiekirski	47.881
14	40 S.Corsi	53.386
15	51 A.Sarmoon	1'00.814
16	19 G.Giannini	1'03.504
17	78 H.Okubo	1'05.089
18	69 T.Booth-Amos	1'07.120
19	53 V.Debise	1'25.864
20	25 M.Brenner	1'31.575
21	62 S.Manzi	1'31.644
22	89 K.Bin Pawi	1'33.550
23	64 F.Caricasulo	
24	39 K.Keankum	
25	94 L.Mahias	
26	71 T.Edwards	
27	50 D.Vostatek	

Lap 17

1	28 G.van Straalen	32'23.806
2	99 A.Huertas	1.796
3	66 N.Tuuli	2.232
4	5 N.Antonelli	4.010
5	7 L.Baldassarri	11.302
6	54 B.Sofuoglu	13.242
7	27 K.Toba	15.964
8	55 Y.Montella	25.845
9	23 M.Schroetter	37.049
10	61 C.Oncu	39.359
11	85 T.Smits	41.014
12	9 J.Navarro	44.608

13	74 P.Biesiekirski	49.130
14	40 S.Corsi	55.691
15	51 A.Sarmoon	1'02.074
16	19 G.Giannini	1'04.044
17	69 T.Booth-Amos	1'06.704
18	78 H.Okubo	1'07.868
19	53 V.Debise	1'25.142
20	62 S.Manzi	1'32.264
21	25 M.Brenner	1'34.732
22	89 K.Bin Pawi	1'37.810
23	64 F.Caricasulo	
24	39 K.Keankum	
25	94 L.Mahias	
26	71 T.Edwards	
27	50 D.Vostatek	

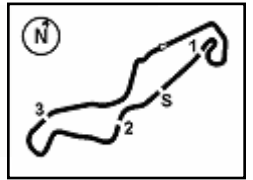
Lap 18

1	28 G.van Straalen	34'12.199
2	99 A.Huertas	1.352
3	66 N.Tuuli	2.944
4	5 N.Antonelli	4.167
5	54 B.Sofuoglu	10.872
6	7 L.Baldassarri	13.285
7	27 K.Toba	19.361
8	55 Y.Montella	26.280
9	23 M.Schroetter	36.279
10	61 C.Oncu	41.854
11	85 T.Smits	41.874
12	9 J.Navarro	46.345
13	74 P.Biesiekirski	50.433
14	40 S.Corsi	58.640
15	51 A.Sarmoon	1'03.842
16	19 G.Giannini	1'04.979
17	69 T.Booth-Amos	1'05.992
18	78 H.Okubo	1'10.291
19	53 V.Debise	1'24.306
20	62 S.Manzi	1'32.751
21	25 M.Brenner	1'39.174
22	89 K.Bin Pawi	1'42.553

21/04/2024

These data/results cannot be reproduced, stored and/or transmitted in whole or in part by any manner of electronic, mechanical, photocopying, recording, broadcasting or otherwise now known or herein after developed without the previous express consent by the copyright owner, except for reproduction in daily press and regular printed publications on sale to the public within 60 days of the event related to those data/results and always provided that copyright symbol appears together as follows below.

© DORNA WSBK ORGANIZATION Srl 2024



Pirelli Dutch Round, 19-21 April 2024
Lap Chart Race 2

Race Pace Comparison

	28 vSt	99 Hue	66 Tuu	5 Ant	54 Sof	27 Tob	55 Mon	23 Sch	61 Onc	85 Sml	9 Nav	74 Bie	40 Cor	51 Sar
1	2'03.103	2'00.006	2'11.974	2'20.029	2'03.387	2'18.453	2'03.813	2'07.058	2'01.769	2'10.506	2'10.256	2'09.815	2'21.284	2'05.973
2	2'15.582	2'13.795	3'11.949	2'58.300	2'16.138	2'58.571	2'11.841	2'22.702	2'15.930	2'28.309	2'25.478	2'29.553	3'23.276	2'10.904
3	2'58.489	2'52.598	1'49.504	1'50.664	3'00.844	1'49.664	2'21.974	3'05.841	2'56.912	2'55.616	3'07.331	2'58.092	1'52.972	2'23.243
4	1'49.556	1'49.933	1'48.748	1'49.904	1'52.413	1'49.987	2'51.928	1'51.334	1'53.195	1'52.173	1'51.788	1'53.517	1'51.888	2'58.421
5	1'50.958	1'51.715	1'48.787	1'50.473	1'51.477	1'50.878	1'51.111	1'52.409	1'55.864	1'50.521	1'51.183	1'52.351	1'52.811	1'51.545
6	1'48.080	1'49.069	1'48.036	1'49.023	1'52.002	1'49.219	1'49.390	1'50.005	1'52.268	1'51.356	1'51.219	1'51.053	1'50.796	1'51.386
7	1'46.847	1'48.415	1'48.356	1'48.791	1'49.123	1'49.233	1'47.799	1'49.831	1'51.261	1'49.067	1'49.263	1'49.709	1'50.440	1'51.672
8	1'48.232	1'49.571	1'48.076	1'49.284	1'48.196	1'49.283	1'47.174	1'48.898	1'49.715	1'48.417	1'48.108	1'49.752	1'49.797	1'49.502
9	1'47.139	1'48.845	1'47.822	1'48.070	1'48.612	1'48.842	1'47.501	1'48.769	1'49.856	1'48.445	1'48.314	1'49.956	1'49.583	1'48.851
10	1'46.938	1'49.145	1'48.220	1'48.872	1'48.022	1'48.906	1'47.635	1'48.265	1'49.069	1'49.012	1'47.796	1'49.125	1'49.441	1'50.899
11	1'46.794	1'48.325	1'47.508	1'48.927	1'48.169	1'49.083	1'47.409	1'48.586	1'48.800	1'48.855	1'47.073	1'48.521	1'49.467	1'49.775
12	1'46.995	1'47.428	1'47.347	1'48.105	1'46.982	1'47.719	1'47.168	1'47.946	1'49.237	1'48.335	1'48.743	1'48.426	1'49.223	1'48.957
13	1'46.691	1'47.862	1'47.604	1'47.473	1'46.944	1'49.841	1'47.261	1'47.523	1'49.462	1'48.203	1'47.824	1'48.330	1'49.753	1'49.269
14	1'46.806	1'47.295	1'47.349	1'47.120	1'46.182	1'48.603	1'46.383	1'47.555	1'50.003	1'48.644	1'48.010	1'48.453	1'49.349	1'48.828
15	1'46.834	1'47.119	1'48.143	1'46.666	1'45.814	1'48.700	1'46.941	1'47.759	1'50.042	1'49.174	1'48.312	1'48.542	1'49.591	1'48.628
16	1'47.120	1'47.302	1'48.117	1'46.976	1'46.686	1'52.251	1'46.759	1'48.505	1'50.375	1'49.027	1'49.033	1'48.850	1'49.879	1'49.125
17	1'47.642	1'47.179	1'48.498	1'49.139	1'46.057	1'50.537	1'47.564	1'47.869	1'49.407	1'49.160	1'48.683	1'48.891	1'49.947	1'48.902
18	1'48.393	1'47.949	1'49.105	1'48.550	1'46.023	1'51.790	1'48.828	1'47.623	1'50.888	1'49.253	1'50.130	1'49.696	1'51.342	1'50.161

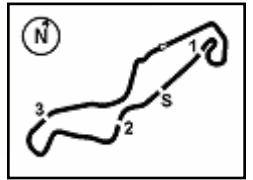
	19 Gia	69 Boo	78 Oku	53 Deb	25 Bre	89 Bin	62 Man	64 Car	39 Kea	94 Mah	71 Edw	50 Vos	32 Bay	3 DeR
1	2'19.438	2'07.408	2'18.175	2'05.656	2'23.498	2'12.184	2'03.055	2'04.337	2'06.633	2'05.166	2'05.678	2'17.401	2'09.159	2'11.237
2	3'28.170	2'17.100	3'17.314	2'08.881	3'05.922	2'23.602	2'09.914	2'10.291	2'10.755	2'11.510	2'07.099	2'40.121	2'12.145	2'19.486
3	1'55.598	2'25.986	1'56.404	2'16.357	1'58.989	3'20.241	2'16.814	2'16.455	2'14.810	2'14.908	2'12.884	3'27.388	2'17.453	2'22.997
4	1'53.260	3'07.877	1'54.918	2'17.750	1'56.997	1'56.245	2'17.866	2'18.392	2'17.007	2'14.759	2'16.101	2'01.251	2'16.556	2'21.977
5	1'52.330	1'53.388	1'56.374	2'23.361	1'57.089	1'54.277	2'25.058	2'25.761	2'24.419	2'16.857	2'12.776	1'59.175	2'18.228	2'23.505
6	1'52.411	1'50.313	1'53.500	2'54.349	1'57.063	1'53.534	2'52.023	3'14.024	3'04.450	2'27.971	2'14.371	2'00.058	2'15.174	2'24.032
7	1'54.027	1'49.379	1'51.988	1'50.025	1'56.076	1'53.350	1'51.877	1'53.911	1'52.817	2'59.248	2'21.321	1'59.021	2'13.358	2'33.591
8	1'51.378	1'48.550	1'50.893	1'49.106	1'54.725	1'51.290	1'50.412	1'49.954	1'50.574	1'54.249	3'01.730	1'57.696	2'11.172	4'14.473
9	1'49.824	1'48.279	1'50.579	1'48.101	1'54.326	1'50.987	1'48.383	1'49.503	1'51.394	1'52.132	1'53.000	1'56.145	2'08.982	2'02.099
10	1'49.301	1'48.092	1'51.455	1'47.703	1'52.753	1'50.315	1'47.529	1'47.881	1'49.818	1'50.080	1'50.295	1'56.434	2'06.787	1'57.686
11	1'49.002	1'48.797	1'50.637	1'47.442	1'52.601	1'49.804	1'47.317	1'47.749	1'48.727	1'50.613	1'50.364	1'55.126	2'03.226	1'57.174
12	1'48.481	1'47.594	1'49.663	1'47.114	1'52.240	1'51.414	1'46.559	1'48.270	1'48.706	1'49.314	1'49.080	1'55.157	2'02.648	1'51.081
13	1'49.200	1'47.468	1'49.433	1'46.584	1'52.391	1'50.092	1'46.865	1'47.887	1'48.534	1'48.960	1'47.982	1'53.707	1'58.776	1'49.708
14	1'48.901	1'48.374	1'49.361	1'46.285	1'52.414	1'51.114	1'47.156	1'48.395	1'49.690	1'48.491	1'48.499	1'53.426	1'55.473	1'50.467
15	1'49.752	1'47.426	1'50.825	1'47.033	1'50.485	1'51.252	1'48.121	1'48.404	1'51.493	1'49.621	1'48.601	1'52.328	2'02.424	1'58.402
16	1'48.595	1'47.253	1'49.734	1'46.281	1'50.170	1'50.013	1'48.859	1'48.011	1'53.189	1'49.586	1'48.638	1'53.492		
17	1'48.182	1'47.226	1'50.421	1'46.920	1'50.799	1'51.902	1'48.262	1'48.882	1'51.208	1'50.153	1'49.209	1'55.110		
18	1'49.328	1'47.681	1'50.816	1'47.557	1'52.835	1'53.136	1'48.880							

	7 Bal	68 Pow	17 McP
1	2'13.872	2'05.495	2'03.664
2	3'02.176	2'10.734	
3	1'50.223	2'14.228	
4	1'49.697	2'14.985	
5	1'51.835		
6	1'48.633		
7	1'48.963		
8	1'48.895		
9	1'48.320		
10	1'50.210		

21/04/2024

These data/results cannot be reproduced, stored and/or transmitted in whole or in part by any manner of electronic, mechanical, photocopying, recording, broadcasting or otherwise now known or herein after developed without the previous express consent by the copyright owner, except for reproduction in daily press and regular printed publications on sale to the public within 60 days of the event related to those data/results and always provided that copyright symbol appears together as follows below.

© DORNA WSBK ORGANIZATION Srl 2024



TT Circuit Assen 4.542 m

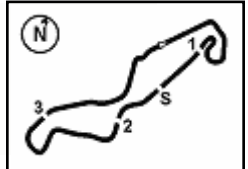
Pirelli Dutch Round, 19-21 April 2024
Lap Chart Race 2

	7 Bal	68 Pow	17 McP
11	1'48.540		
12	1'49.253		
13	1'48.282		
14	1'48.462		
15	1'48.576		
16	1'49.130		
17	1'50.041		
18	1'50.376		

21/04/2024

These data/results cannot be reproduced, stored and/or transmitted in whole or in part by any manner of electronic, mechanical, photocopying, recording, broadcasting or otherwise now known or herein after developed without the previous express consent by the copyright owner, except for reproduction in daily press and regular printed publications on sale to the public within 60 days of the event related to those data/results and always provided that copyright symbol appears together as follows below.

© DORNA WSBK ORGANIZATION Srl 2024



**Pirelli Dutch Round, 19-21 April 2024
Chronological Analysis Race 2**

Start at 15:15'18.669

1 / 5

1° 28 G. VAN STRAALEN [1'46.691]								4° 5 N. ANTONELLI [1'46.666]							
Lap	Seg1	Seg2	Seg3	Seg4	Lap Time	km/h	Local Time	Lap	Seg1	Seg2	Seg3	Seg4	Lap Time	km/h	Local Time
1		17.940	31.865	26.786	2'03.103	244,9	15:17'21.772	1		19.308	34.883	35.545	2'20.029P	228,8	15:17'38.698
2	41.907	18.910	37.798	36.967	2'15.582P	242,2	15:19'37.354	2	1'41.065	17.802	32.997	26.436	2'58.300P	237,4	15:20'36.998
3	1'43.984	16.762	32.200	25.543	2'58.489P	246,0	15:22'35.843	3	36.419	16.692	31.677	25.876	1'50.664	248,3	15:22'27.662
4	35.450	16.451	32.161	25.494	1'49.556	247,1	15:24'25.399	4	35.887	16.674	31.728	25.615	1'49.904	249,4	15:24'17.566
5	35.963	16.955	32.768	25.272	1'50.958	243,2	15:26'16.357	5	36.057	16.879	32.084	25.453	1'50.473	248,3	15:26'08.039
6	35.468	16.398	31.373	24.841	1'48.080	244,9	15:28'04.437	6	35.876	16.413	31.207	25.527	1'49.023	248,8	15:27'57.062
7	34.714	16.180	31.121	24.832	1'46.847	246,0	15:29'51.284	7	35.656	16.280	31.624	25.231	1'48.791	251,2	15:29'45.853
8	35.087	16.175	31.712	25.258	1'48.232	248,3	15:31'39.516	8	36.039	16.321	31.634	25.290	1'49.284	244,3	15:31'35.137
9	34.902	16.152	31.244	24.841	1'47.139	245,5	15:33'26.655	9	35.401	16.278	31.117	25.274	1'48.070	251,2	15:33'23.207
10	34.835	16.202	31.109	24.792	1'46.938	246,6	15:35'13.593	10	35.300	16.363	31.799	25.410	1'48.872	252,3	15:35'12.079
11	34.785	15.991	31.235	24.783	1'46.794	250,6	15:37'00.387	11	35.726	16.300	31.381	25.520	1'48.927	248,3	15:37'01.006
12	35.282	16.081	31.207	24.425	1'46.995	247,1	15:38'47.382	12	35.408	16.108	31.295	25.294	1'48.105	252,9	15:38'49.111
13	34.892	16.069	31.106	24.624	1'46.691	246,6	15:40'34.073	13	35.232	16.038	31.033	25.170	1'47.473	250,6	15:40'36.584
14	35.102	16.273	31.103	24.328	1'46.806	244,9	15:42'20.879	14	35.305	16.106	30.981	24.728	1'47.120	248,8	15:42'23.704
15	35.137	16.234	31.077	24.386	1'46.834	247,7	15:44'07.713	15	35.248	16.116	30.850	24.452	1'46.666	250,6	15:44'10.370
16	35.270	16.308	31.232	24.310	1'47.120	244,9	15:45'54.833	16	35.325	15.889	31.083	24.679	1'46.976	251,7	15:45'57.346
17	35.438	16.444	31.406	24.354	1'47.642	247,7	15:47'42.475	17	35.514	17.497	31.568	24.560	1'49.139	254,1	15:47'46.485
18	35.639	16.459	31.587	24.708	1'48.393	247,7	15:49'30.868	18	35.748	16.645	31.592	24.565	1'48.550	252,3	15:49'35.035
Race Time 34'12.199								Race Time 34'16.366							

2° 99 A. HUERTAS [1'47.119]								5° 54 B. SOFUOGLU [1'45.814]							
Lap	Seg1	Seg2	Seg3	Seg4	Lap Time	km/h	Local Time	Lap	Seg1	Seg2	Seg3	Seg4	Lap Time	km/h	Local Time
1		16.988	31.536	26.779	2'00.006	253,5	15:17'18.675	1		18.083	32.522	26.796	2'03.387	242,7	15:17'22.056
2	41.576	18.423	37.965	35.831	2'13.795P	245,5	15:19'32.470	2	42.756	19.007	37.002	37.373	2'16.138P	236,8	15:19'38.194
3	1'37.486	16.521	32.333	26.258	2'52.598P	251,2	15:22'25.068	3	1'44.631	16.966	32.670	26.577	3'00.844P	249,4	15:22'39.038
4	36.267	16.473	31.906	25.287	1'49.933	254,7	15:24'15.001	4	36.561	16.849	32.473	26.530	1'52.413	248,8	15:24'31.451
5	36.893	16.967	32.530	25.325	1'51.715	240,5	15:26'06.716	5	35.974	16.485	32.403	26.615	1'51.477	249,4	15:26'22.928
6	35.916	16.511	31.424	25.218	1'49.069	252,3	15:27'55.785	6	36.650	17.184	32.139	26.029	1'52.002	250,6	15:28'14.930
7	35.481	16.328	31.369	25.237	1'48.415	254,1	15:29'44.200	7	35.695	16.447	31.696	25.285	1'49.123	247,7	15:30'04.053
8	36.576	16.155	31.639	25.201	1'49.571	252,9	15:31'33.771	8	35.137	16.355	31.475	25.229	1'48.196	248,3	15:31'52.249
9	35.879	16.414	31.530	25.022	1'48.845	252,3	15:33'22.616	9	35.243	16.537	31.544	25.288	1'48.612	250,0	15:33'40.861
10	35.303	16.480	32.139	25.223	1'49.145	254,7	15:35'11.761	10	35.223	16.427	31.499	24.873	1'48.022	248,3	15:35'28.883
11	35.704	16.307	31.409	24.905	1'48.325	254,1	15:37'00.086	11	35.008	16.872	31.321	24.968	1'48.169	247,1	15:37'17.052
12	35.244	16.173	31.365	24.646	1'47.428	253,5	15:38'47.514	12	34.911	16.329	31.171	24.571	1'46.982	248,3	15:39'04.034
13	35.419	16.279	31.412	24.752	1'47.862	253,5	15:40'35.376	13	34.771	16.149	31.155	24.869	1'46.944	249,4	15:40'50.978
14	35.454	16.278	31.169	24.394	1'47.295	253,5	15:42'22.671	14	34.804	16.100	30.898	24.380	1'46.182	247,7	15:42'37.160
15	35.537	16.202	31.011	24.369	1'47.119	252,3	15:44'09.790	15	34.886	16.116	30.550	24.262	1'45.814	248,3	15:44'22.974
16	35.364	15.998	31.412	24.528	1'47.302	255,9	15:45'57.092	16	34.917	16.073	31.121	24.575	1'46.686	253,5	15:46'09.660
17	35.494	15.984	31.361	24.340	1'47.179	256,5	15:47'44.271	17	35.221	15.991	30.568	24.277	1'46.057	255,3	15:47'55.717
18	35.745	16.093	31.250	24.861	1'47.949	258,4	15:49'32.220	18	35.110	16.002	30.789	24.122	1'46.023	253,5	15:49'41.740
Race Time 34'13.551								Race Time 34'23.071							

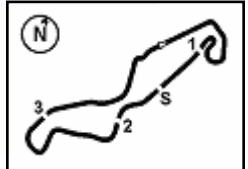
3° 66 N. TUULI [1'47.347]								6° 7 L. BALDASSARRI [1'48.282]							
Lap	Seg1	Seg2	Seg3	Seg4	Lap Time	km/h	Local Time	Lap	Seg1	Seg2	Seg3	Seg4	Lap Time	km/h	Local Time
1		17.900	32.695	34.265	2'11.974P	246,0	15:17'30.643	1		18.473	33.756	34.403	2'13.872P	242,2	15:17'32.541
2	1'57.116	16.821	32.013	25.999	3'11.949P	247,7	15:20'42.592	2	1'47.137	16.991	31.988	26.060	3'02.176P	247,7	15:20'34.717
3	35.986	16.224	31.532	25.762	1'49.504	247,1	15:22'32.096	3	36.226	16.240	31.728	26.029	1'50.223	248,8	15:22'24.940
4	35.691	16.157	31.617	25.283	1'48.748	244,9	15:24'20.844	4	35.902	16.533	31.431	25.831	1'49.697	247,7	15:24'14.637
5	35.634	16.183	31.603	25.367	1'48.787	247,7	15:26'09.631	5	37.135	16.768	32.510	25.422	1'51.835	247,1	15:26'06.472
6	35.484	16.022	31.184	25.346	1'48.036	246,6	15:27'57.667	6	35.790	16.305	31.283	25.255	1'48.633	248,8	15:27'55.105
7	35.605	16.028	31.605	25.118	1'48.356	249,4	15:29'46.023	7	35.576	16.600	31.419	25.368	1'48.963	248,8	15:29'44.068
8	35.812	16.021	31.091	25.152	1'48.076	248,3	15:31'34.099	8	35.323	16.346	31.927	25.299	1'48.895	245,5	15:31'32.963
9	35.532	16.261	31.054	24.975	1'47.822	248,3	15:33'21.921	9	35.560	16.252	31.360	25.148	1'48.320	247,1	15:33'21.283
10	35.393	16.228	31.213	25.386	1'48.220	250,0	15:35'10.141	10	35.690	16.903	32.007	25.610	1'50.210	246,0	15:35'11.493
11	35.175	15.974	31.218	25.141	1'47.508	245,5	15:36'57.649	11	35.563	16.458	31.494	25.025	1'48.540	244,9	15:37'00.033
12	35.185	16.024	31.154	24.984	1'47.347	246,0	15:38'44.996	12	36.154	16.200	31.464	25.435	1'49.253	250,6	15:38'49.286
13	35.286	15.969	31.260	25.089	1'47.604	246,6	15:40'32.600	13	35.732	16.087	31.594	24.869	1'48.282	255,3	15:40'37.568
14	35.437	15.961	31.291	24.660	1'47.349	245,5	15:42'19.949	14	35.702	16.159	31.709	24.892	1'48.462	248,3	15:42'26.030
15	35.779	16.141	31.370	24.853	1'48.143	246,6	15:44'08.092	15	35.820	16.145	31.610	25.001	1'48.576	247,1	15:44'14.606
16	35.668	16.069	31.567	24.813	1'48.117	248,3	15:45'56.209	16	36.128	16.166	31.701	25.135	1'49.130	247,1	15:46'03.736
17	35.945	16.118	31.563	24.872	1'48.498	249,4	15:47'44.707	17	36.354	16.413	32.063	25.211	1'50.041	250,6	15:47'53.777
18	35.968	16.220	31.819	25.098	1'49.105	250,6	15:49'33.812	18	36.427	16.409	32.111	25.429	1'50.376	249,4	15:49'44.153
Race Time 34'15.143								Race Time 34'25.484							

21/04/2024

P = Pits In/Out - C = Lap Time Cancelled

These data/results cannot be reproduced, stored and/or transmitted in whole or in part by any manner of electronic, mechanical, photocopying, recording, broadcasting or otherwise now known or herein after developed without the previous express consent by the copyright owner, except for reproduction in daily press and regular printed publications on sale to the public within 60 days of the event related to those data/results and always provided that copyright symbol appears together as follows below.

© DORNA WSBK ORGANIZATION Srl 2024



**Pirelli Dutch Round, 19-21 April 2024
Chronological Analysis Race 2**

Start at 15:15'18.669

7° 27 K. TOBA [1'47.719]							10° 61 C. ONCU [1'48.800]								
Lap	Seg1	Seg2	Seg3	Seg4	Lap Time	km/h	Local Time	Lap	Seg1	Seg2	Seg3	Seg4	Lap Time	km/h	Local Time
1		19.262	33.570	35.074	2'18.453P	224,5	15:17'37.122	1		17.760	31.837	27.056	2'01.769	247,1	15:17'20.438
2	1'42.434	17.636	32.238	26.263	2'58.571P	240,5	15:20'35.693	2	42.283	18.659	38.542	36.446	2'15.930P	248,8	15:19'36.368
3	36.202	16.498	31.325	25.639	1'49.664	247,7	15:22'25.357	3	1'39.626	17.263	32.988	27.035	2'56.912P	248,3	15:22'33.280
4	36.527	16.732	31.225	25.503	1'49.987	247,7	15:24'15.344	4	36.952	16.989	32.573	26.681	1'53.195	247,7	15:24'26.475
5	36.539	16.814	32.059	25.466	1'50.878	243,2	15:26'06.222	5	36.272	16.731	35.061	27.800	1'55.864	247,7	15:26'22.339
6	35.821	16.666	31.349	25.383	1'49.219	244,9	15:27'55.441	6	36.088	17.100	32.733	26.347	1'52.268	244,9	15:28'14.607
7	35.675	16.628	31.559	25.371	1'49.233	245,5	15:29'44.674	7	37.151	16.589	31.737	25.784	1'51.261	246,6	15:30'05.868
8	36.463	16.220	31.335	25.265	1'49.283	247,1	15:31'33.957	8	35.706	16.524	31.865	25.620	1'49.715	247,1	15:31'55.583
9	35.598	16.626	31.524	25.094	1'48.842	246,0	15:33'22.799	9	35.697	16.418	31.525	26.216	1'49.856	247,7	15:33'45.439
10	35.617	16.338	31.288	25.663	1'48.906	250,0	15:35'11.705	10	35.252	16.630	31.874	25.313	1'49.069	246,0	15:35'34.508
11	35.792	16.467	31.418	25.406	1'49.083	245,5	15:37'00.788	11	35.300	16.443	31.735	25.322	1'48.800	247,1	15:37'23.308
12	35.202	16.200	31.085	25.232	1'47.719	247,1	15:38'48.507	12	35.438	16.220	31.491	26.088	1'49.237	247,1	15:39'12.545
13	36.384	16.509	31.696	25.252	1'49.841	250,0	15:40'38.348	13	35.659	16.459	31.845	25.499	1'49.462	246,0	15:41'02.007
14	35.762	16.361	31.300	25.180	1'48.603	248,0	15:42'26.951	14	35.714	16.553	31.717	26.019	1'50.003	246,6	15:42'52.010
15	35.929	16.418	31.381	24.972	1'48.700	246,0	15:44'15.651	15	36.204	16.549	32.109	25.180	1'50.042	246,6	15:44'42.052
16	37.844	16.887	32.009	25.511	1'52.251	240,5	15:46'07.902	16	36.181	16.874	32.257	25.063	1'50.375	248,3	15:46'32.427
17	36.462	17.456	31.609	25.010	1'50.537	248,8	15:47'58.439	17	36.227	16.484	31.530	25.166	1'49.407	251,7	15:48'21.834
18	37.029	16.692	32.072	25.997	1'51.790	246,0	15:49'50.229	18	36.622	16.684	31.748	25.834	1'50.888	248,8	15:50'12.722
Race Time 34'31.560							Race Time 34'54.053								

8° 55 Y. MONTELLA [1'46.383]							11° 85 T. SMITS [1'48.203]								
Lap	Seg1	Seg2	Seg3	Seg4	Lap Time	km/h	Local Time	Lap	Seg1	Seg2	Seg3	Seg4	Lap Time	km/h	Local Time
1		17.792	32.278	26.866	2'03.813	246,0	15:17'22.482	1		19.192	34.132	28.278	2'10.506	234,8	15:17'29.175
2	44.166	18.866	38.237	30.572	2'11.841	237,9	15:19'34.323	2	45.993	20.869	41.994	39.453	2'28.309P	228,3	15:19'57.484
3	45.146	19.668	40.287	36.873	2'21.974P	227,4	15:21'56.297	3	1'39.576	17.109	32.915	26.016	2'55.616P	241,1	15:22'53.100
4	1'37.503	16.635	32.293	25.497	2'51.928P	254,1	15:24'48.225	4	36.436	16.566	32.567	26.604	1'52.173	242,7	15:24'45.273
5	35.998	16.582	32.902	25.629	1'51.111	254,1	15:26'39.336	5	36.448	16.690	31.603	25.780	1'50.521	241,1	15:26'35.794
6	36.126	16.038	31.947	25.279	1'49.390	254,1	15:28'28.726	6	36.143	16.572	31.668	26.973	1'51.356	241,6	15:28'27.150
7	35.617	16.016	31.301	24.865	1'47.799	255,9	15:30'16.525	7	35.749	16.380	31.351	25.587	1'49.067	242,2	15:30'16.217
8	35.256	15.863	31.123	24.932	1'47.174	253,5	15:32'03.699	8	35.342	16.341	31.492	25.242	1'48.417	240,5	15:32'04.634
9	35.275	16.038	31.145	25.043	1'47.501	253,5	15:33'51.200	9	35.583	16.221	31.425	25.216	1'48.445	243,8	15:33'53.079
10	35.660	15.919	31.196	24.860	1'47.635	252,3	15:35'38.835	10	35.702	16.572	31.320	25.418	1'49.012	246,0	15:35'42.091
11	35.324	15.908	30.895	25.282	1'47.409	253,5	15:37'26.244	11	35.673	16.284	31.475	25.423	1'48.855	242,7	15:37'30.946
12	35.196	16.033	31.158	24.781	1'47.168	252,9	15:39'13.412	12	35.603	16.248	31.324	25.160	1'48.335	241,1	15:39'19.281
13	35.210	16.139	31.285	24.627	1'47.261	253,5	15:41'00.673	13	35.478	16.315	31.205	25.205	1'48.203	242,7	15:41'07.484
14	34.895	16.005	30.894	24.589	1'46.383	251,2	15:42'47.056	14	35.673	16.525	31.478	24.968	1'48.644	238,4	15:42'56.128
15	35.311	16.037	31.077	24.516	1'46.941	250,6	15:44'33.997	15	35.875	16.554	31.577	25.168	1'49.174	243,8	15:44'45.302
16	35.464	15.944	30.898	24.453	1'46.759	254,1	15:46'20.756	16	35.887	16.525	31.721	24.894	1'49.027	244,3	15:46'34.329
17	36.001	15.956	31.102	24.505	1'47.564	254,1	15:48'08.320	17	36.023	16.649	31.591	24.897	1'49.160	246,6	15:48'23.489
18	36.221	16.021	31.361	25.225	1'48.828	253,5	15:49'57.148	18	35.983	16.391	31.595	25.284	1'49.253	244,9	15:50'12.742
Race Time 34'38.479							Race Time 34'54.073								

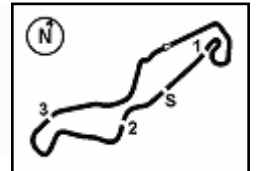
9° 23 M. SCHROETTER [1'47.523]							12° 9 J. NAVARRO [1'47.073]								
Lap	Seg1	Seg2	Seg3	Seg4	Lap Time	km/h	Local Time	Lap	Seg1	Seg2	Seg3	Seg4	Lap Time	km/h	Local Time
1		18.223	33.018	27.908	2'07.058	232,3	15:17'25.727	1		19.334	33.561	28.815	2'10.256	227,4	15:17'28.925
2	44.172	19.801	40.721	38.008	2'22.702P	230,8	15:19'48.429	2	45.190	20.329	40.741	39.218	2'25.478P	221,3	15:19'54.403
3	1'49.166	17.055	33.051	26.569	3'05.841P	246,6	15:22'54.270	3	1'49.544	17.287	33.269	27.231	3'07.331P	244,9	15:23'01.734
4	36.431	16.535	32.024	26.344	1'51.334	249,4	15:24'45.604	4	36.666	16.831	32.036	26.255	1'51.788	243,8	15:24'53.522
5	36.668	17.581	32.189	25.971	1'52.409	242,2	15:26'38.013	5	35.729	16.572	32.822	26.060	1'51.183	246,0	15:26'44.705
6	35.947	16.496	31.798	25.764	1'50.005	247,7	15:28'28.018	6	35.572	16.825	32.955	25.867	1'51.219	247,1	15:28'35.924
7	35.848	16.469	31.833	25.681	1'49.831	247,7	15:30'17.849	7	35.854	16.475	31.433	25.501	1'49.263	244,3	15:30'25.187
8	35.547	16.253	31.452	25.646	1'48.898	248,3	15:32'06.747	8	35.123	16.382	31.161	25.442	1'48.108	244,9	15:32'13.295
9	35.497	16.311	31.517	25.444	1'48.769	248,8	15:33'55.516	9	35.213	16.451	31.157	25.493	1'48.314	251,7	15:34'01.609
10	35.392	16.276	31.171	25.426	1'48.265	249,4	15:35'43.781	10	35.132	16.286	31.161	25.217	1'47.796	244,3	15:35'49.405
11	35.427	16.189	31.221	25.749	1'48.586	250,0	15:37'32.367	11	34.796	16.276	30.927	25.074	1'47.073	245,5	15:37'36.478
12	35.712	16.151	31.170	24.913	1'47.946	250,0	15:39'20.313	12	34.937	16.603	32.063	25.140	1'48.743	248,3	15:39'25.221
13	35.371	16.218	31.092	24.842	1'47.523	251,7	15:41'07.836	13	35.452	16.325	31.147	24.900	1'47.824	244,9	15:41'13.045
14	35.471	16.149	31.235	24.700	1'47.555	250,0	15:42'55.391	14	35.457	16.374	31.256	24.923	1'48.010	243,8	15:43'01.055
15	35.350	16.286	31.364	24.759	1'47.759	250,6	15:44'43.150	15	35.775	16.338	31.296	24.903	1'48.312	243,2	15:44'49.367
16	35.811	16.255	31.673	24.766	1'48.505	250,6	15:46'31.655	16	35.921	16.462	31.560	25.090	1'49.033	243,8	15:46'38.400
17	35.656	16.369	31.109	24.735	1'47.869	253,5	15:48'19.524	17	35.923	16.187	31.437	25.136	1'48.683	247,7	15:48'27.083
18	35.429	16.066	30.968	25.160	1'47.623	251,7	15:50'07.147	18	36.337	16.205	31.901	25.687	1'50.130	250,6	15:50'17.213
Race Time 34'48.478							Race Time 34'58.544								

21/04/2024

P = Pits In/Out - C = Lap Time Cancelled

These data/results cannot be reproduced, stored and/or transmitted in whole or in part by any manner of electronic, mechanical, photocopying, recording, broadcasting or otherwise now known or herein after developed without the previous express consent by the copyright owner, except for reproduction in daily press and regular printed publications on sale to the public within 60 days of the event related to those data/results and always provided that copyright symbol appears together as follows below.

© DORNA WSBK ORGANIZATION Srl 2024



**Pirelli Dutch Round, 19-21 April 2024
Chronological Analysis Race 2**

Start at 15:15'18.669

3 / 5

13° 74 P. BIESIEKIRSKI [1'48.330]								16° 19 G. GIANNINI [1'48.182]							
Lap	Seg1	Seg2	Seg3	Seg4	Lap Time	km/h	Local Time	Lap	Seg1	Seg2	Seg3	Seg4	Lap Time	km/h	Local Time
1		18.920	34.001	28.550	2'09.815	228,8	15:17'28.484	1		19.613	35.679	35.341	2'19.438P	219,5	15:17'38.107
2	45.206	21.348	42.816	40.183	2'29.553P	200,0	15:19'58.037	2	2'09.413	17.551	33.461	27.745	3'28.170P	242,7	15:21'06.277
3	1'40.542	17.583	32.857	27.110	2'58.092P	243,8	15:22'56.129	3	38.273	17.138	33.058	27.129	1'55.598	240,0	15:23'01.875
4	37.812	16.938	32.749	26.018	1'53.517	247,7	15:24'49.646	4	37.726	16.993	32.523	26.018	1'53.260	243,2	15:24'55.135
5	36.593	16.827	32.457	26.474	1'52.351	247,1	15:26'41.997	5	36.884	16.851	32.520	26.075	1'52.330	242,2	15:26'47.465
6	36.199	17.522	31.878	25.454	1'51.053	249,4	15:28'33.050	6	36.455	16.788	32.721	26.447	1'52.411	241,1	15:28'39.876
7	36.157	16.387	31.590	25.575	1'49.709	248,3	15:30'22.759	7	36.949	17.019	33.471	26.588	1'54.027	241,1	15:30'33.903
8	35.776	16.562	31.496	25.918	1'49.752	248,3	15:32'12.511	8	36.800	16.672	32.143	25.763	1'51.378	242,7	15:32'25.281
9	35.803	16.419	31.928	25.806	1'49.956	250,0	15:34'02.467	9	36.024	16.418	31.694	25.688	1'49.824	243,8	15:34'15.105
10	35.696	16.304	31.665	25.460	1'49.125	250,6	15:35'51.592	10	35.732	16.564	31.702	25.303	1'49.301	242,2	15:36'04.406
11	35.224	16.254	31.695	25.348	1'48.521	249,4	15:37'40.113	11	35.595	16.544	31.535	25.328	1'49.002	242,7	15:37'53.408
12	35.143	16.283	31.524	25.476	1'48.426	247,1	15:39'28.539	12	35.618	16.480	31.387	24.996	1'48.481	243,2	15:39'41.889
13	35.285	16.289	31.585	25.171	1'48.330	248,3	15:41'16.869	13	35.684	16.432	32.044	25.040	1'49.200	244,9	15:41'31.089
14	35.439	16.392	31.377	25.245	1'48.453	247,7	15:43'05.322	14	35.818	16.509	31.668	24.906	1'48.901	240,5	15:43'19.990
15	35.856	16.420	31.369	24.897	1'48.542	247,1	15:44'53.864	15	35.712	16.611	32.088	25.341	1'49.752	242,2	15:45'09.742
16	35.903	16.371	31.579	24.997	1'48.850	246,6	15:46'42.714	16	35.841	16.418	31.537	24.799	1'48.595	243,8	15:46'58.337
17	35.980	16.458	31.483	24.970	1'48.891	248,8	15:48'31.605	17	35.607	16.211	31.573	24.791	1'48.182	248,8	15:48'46.519
18	36.287	16.198	31.795	25.416	1'49.696	248,8	15:50'21.301	18	35.957	16.566	31.830	24.975	1'49.328	245,5	15:50'35.847
Race Time 35'02.632								Race Time 35'17.178							

14° 40 S. CORSI [1'49.223]								17° 69 T. BOOTH-AMOS [1'47.226]							
Lap	Seg1	Seg2	Seg3	Seg4	Lap Time	km/h	Local Time	Lap	Seg1	Seg2	Seg3	Seg4	Lap Time	km/h	Local Time
1		19.564	34.482	36.275	2'21.284P	228,3	15:17'39.953	1		18.536	33.164	27.573	2'07.408	236,3	15:17'26.077
2	2'04.828	17.925	33.269	27.254	3'23.276P	242,7	15:21'03.229	2	44.474	19.655	40.292	32.679	2'17.100	234,8	15:19'43.177
3	37.196	16.997	32.405	26.374	1'52.972	245,5	15:22'56.201	3	45.228	20.019	42.202	38.537	2'25.986P	234,3	15:22'09.163
4	36.761	16.842	32.036	26.249	1'51.888	247,1	15:24'48.089	4	1'48.423	17.873	34.011	27.570	3'07.877P	239,5	15:25'17.040
5	36.626	16.881	32.514	26.790	1'52.811	248,3	15:26'40.900	5	37.626	17.045	32.696	26.021	1'53.388	241,6	15:27'10.428
6	36.120	16.754	32.185	25.737	1'50.796	247,1	15:28'31.696	6	36.209	16.653	31.843	25.608	1'50.313	244,9	15:29'00.741
7	36.534	16.616	31.621	25.669	1'50.440	246,0	15:30'22.136	7	35.797	16.519	31.625	25.438	1'49.379	245,5	15:30'50.120
8	35.752	16.525	31.671	25.849	1'49.797	246,6	15:32'11.933	8	35.244	16.362	31.433	25.511	1'48.550	243,8	15:32'38.670
9	35.680	16.540	31.623	25.740	1'49.583	247,7	15:34'01.516	9	35.218	16.407	31.349	25.305	1'48.279	242,2	15:34'26.949
10	36.130	16.404	31.582	25.325	1'49.441	247,7	15:35'50.957	10	35.144	16.342	31.294	25.312	1'48.092	245,5	15:36'15.041
11	35.655	16.422	31.977	25.413	1'49.467	247,7	15:37'40.424	11	35.132	17.110	31.140	25.415	1'48.797	244,9	15:38'03.838
12	35.589	16.451	31.672	25.511	1'49.223	247,7	15:39'29.647	12	34.951	16.339	31.061	25.243	1'47.594	244,9	15:39'51.432
13	35.903	16.496	31.931	25.423	1'49.753	248,3	15:41'19.400	13	35.125	16.398	30.950	24.995	1'47.468	244,3	15:41'38.900
14	36.037	16.649	31.493	25.170	1'49.349	246,0	15:43'08.749	14	35.175	17.095	31.007	25.097	1'48.374	244,3	15:43'27.274
15	35.912	16.601	31.597	25.481	1'49.591	246,6	15:44'58.340	15	35.292	16.607	30.918	24.609	1'47.426	244,3	15:45'14.700
16	36.118	16.579	31.864	25.318	1'49.879	247,1	15:46'48.219	16	35.579	16.248	30.714	24.712	1'47.253	247,1	15:47'01.953
17	36.270	16.592	31.748	25.337	1'49.947	248,3	15:48'38.166	17	35.627	16.092	30.939	24.568	1'47.226	250,0	15:48'49.179
18	36.722	16.607	31.836	26.177	1'51.342	247,1	15:50'29.508	18	35.883	16.201	30.804	24.793	1'47.681	247,1	15:50'36.860
Race Time 35'10.839								Race Time 35'18.191							

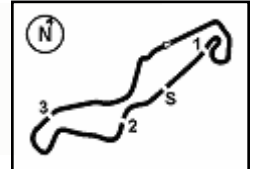
15° 51 A. SARMOON [1'48.628]								18° 78 H. OKUBO [1'49.361]							
Lap	Seg1	Seg2	Seg3	Seg4	Lap Time	km/h	Local Time	Lap	Seg1	Seg2	Seg3	Seg4	Lap Time	km/h	Local Time
1		18.025	33.135	27.054	2'05.973	244,9	15:17'24.642	1		19.383	34.700	34.991	2'18.175P	214,3	15:17'36.844
2	43.185	19.197	38.035	30.487	2'10.904	234,8	15:19'35.546	2	1'56.478	18.208	34.811	27.817	3'17.314P	244,3	15:20'54.158
3	45.254	20.876	40.100	37.013	2'23.243P	238,9	15:21'58.789	3	38.352	17.357	33.631	27.064	1'56.404	245,5	15:22'50.562
4	1'42.024	17.392	32.327	26.678	2'58.421P	240,0	15:24'57.210	4	37.476	17.254	33.239	26.949	1'54.918	246,0	15:24'45.480
5	36.539	16.609	32.215	26.182	1'51.545	244,9	15:26'48.755	5	37.174	17.862	33.499	27.839	1'56.374	247,7	15:26'41.854
6	36.218	16.721	31.972	26.475	1'51.386	243,2	15:28'40.141	6	37.241	17.041	33.040	26.178	1'53.500	243,2	15:28'35.354
7	36.554	16.738	32.234	26.146	1'51.672	246,0	15:30'31.813	7	36.760	16.894	32.302	26.032	1'51.988	246,0	15:30'27.342
8	35.644	16.656	31.358	25.844	1'49.502	240,0	15:32'21.315	8	36.114	16.745	32.034	26.000	1'50.893	245,5	15:32'18.235
9	35.603	16.412	31.065	25.771	1'48.851	245,5	15:34'10.166	9	35.970	16.800	31.879	25.930	1'50.579	244,9	15:34'08.814
10	36.596	16.841	31.786	25.676	1'50.899	246,0	15:36'01.065	10	36.180	17.185	32.124	25.966	1'51.455	244,9	15:36'00.269
11	35.315	16.600	31.985	25.875	1'49.775	246,6	15:37'50.840	11	35.916	16.691	31.904	26.126	1'50.637	246,0	15:37'50.906
12	35.279	16.894	31.228	25.556	1'48.957	243,8	15:39'39.797	12	35.946	16.729	31.568	25.420	1'49.663	246,6	15:39'40.569
13	35.376	16.662	31.944	25.287	1'49.269	245,5	15:41'29.066	13	35.823	16.545	31.794	25.271	1'49.433	248,3	15:41'30.002
14	35.486	16.952	31.388	25.002	1'48.828	243,2	15:43'17.894	14	35.866	16.687	31.618	25.190	1'49.361	247,1	15:43'19.363
15	35.801	16.620	31.083	25.124	1'48.628	244,3	15:45'06.522	15	36.099	16.829	32.194	25.703	1'50.825	247,1	15:45'10.188
16	35.792	16.793	31.285	25.255	1'49.125	244,3	15:46'55.647	16	36.166	16.518	31.818	25.232	1'49.734	248,3	15:46'59.922
17	35.947	16.445	31.481	25.029	1'48.902	250,0	15:48'44.549	17	36.264	16.524	31.778	25.855	1'50.421	252,3	15:48'50.343
18	35.688	16.823	31.687	25.963	1'50.161	242,2	15:50'34.710	18	36.867	16.568	31.863	25.518	1'50.816	249,4	15:50'41.159
Race Time 35'16.041								Race Time 35'22.490							

21/04/2024

P = Pits In/Out - C = Lap Time Cancelled

These data/results cannot be reproduced, stored and/or transmitted in whole or in part by any manner of electronic, mechanical, photocopying, recording, broadcasting or otherwise now known or herein after developed without the previous express consent by the copyright owner, except for reproduction in daily press and regular printed publications on sale to the public within 60 days of the event related to those data/results and always provided that copyright symbol appears together as follows below.

© DORNA WSBK ORGANIZATION Srl 2024



TT Circuit Assen 4.542 m

**Pirelli Dutch Round, 19-21 April 2024
Chronological Analysis Race 2**

Start at 15:15'18.669

4 / 5

19° 53 V. DEBISE [1'46.281]								22° 62 S. MANZI [1'46.559]							
Lap	Seg1	Seg2	Seg3	Seg4	Lap Time	km/h	Local Time	Lap	Seg1	Seg2	Seg3	Seg4	Lap Time	km/h	Local Time
1		17.943	33.133	27.350	2'05.656	247,1	15:17'24.325	1		17.664	32.220	27.488	2'03.055	247,7	15:17'21.724
2	41.947	18.782	37.852	30.300	2'08.881	229,8	15:19'33.206	2	42.467	19.082	37.681	30.684	2'09.914	235,8	15:19'31.638
3	45.161	19.734	39.815	31.647	2'16.357	229,8	15:21'49.563	3	45.070	20.132	39.638	31.974	2'16.814	223,1	15:21'48.452
4	45.360	19.945	40.554	31.891	2'17.750	225,9	15:24'07.313	4	44.941	20.162	40.810	31.953	2'17.866	224,1	15:24'06.318
5	45.008	20.062	40.827	37.464	2'23.361P	230,3	15:26'30.674	5	44.575	20.283	41.693	38.507	2'25.058P	225,5	15:26'31.376
6	1'38.897	17.187	32.288	25.977	2'54.349P	245,5	15:29'25.023	6	1'36.161	17.191	32.255	26.416	2'52.023P	246,6	15:29'23.399
7	36.317	16.642	31.280	25.786	1'50.025	247,1	15:31'15.048	7	37.158	16.487	32.042	26.190	1'51.877	246,6	15:31'15.276
8	35.846	16.683	31.169	25.408	1'49.106	244,9	15:33'04.154	8	36.304	16.339	32.212	25.557	1'50.412	248,3	15:33'05.688
9	35.265	16.462	31.111	25.263	1'48.101	246,6	15:34'52.255	9	35.578	16.212	31.244	25.349	1'48.383	247,7	15:34'54.071
10	35.184	16.377	30.855	25.287	1'47.703	246,0	15:36'39.958	10	35.315	16.032	30.933	25.249	1'47.529	248,8	15:36'41.600
11	35.128	16.401	30.916	24.997	1'47.442	247,1	15:38'27.400	11	35.337	16.017	30.770	25.193	1'47.317	248,3	15:38'28.917
12	34.964	16.181	30.959	25.010	1'47.114	247,1	15:40'14.514	12	35.101	16.074	30.697	24.687	1'46.559	249,4	15:40'15.476
13	35.058	16.228	30.737	24.561	1'46.584	246,6	15:42'01.098	13	35.361	16.267	30.613	24.624	1'46.865	247,7	15:42'02.341
14	34.915	16.074	30.851	24.445	1'46.285	247,1	15:43'47.383	14	35.433	16.088	30.948	24.687	1'47.156	248,3	15:43'49.497
15	35.213	16.281	31.021	24.518	1'47.033	248,3	15:45'34.416	15	35.691	16.337	31.352	24.741	1'48.121	248,3	15:45'37.618
16	35.228	15.908	30.732	24.413	1'46.281	249,4	15:47'20.697	16	35.725	16.140	31.648	25.346	1'48.859	252,3	15:47'26.477
17	35.345	15.987	30.985	24.603	1'46.920	251,2	15:49'07.617	17	36.215	16.247	31.045	24.755	1'48.262	250,0	15:49'14.739
18	35.548	16.315	30.924	24.770	1'47.557	251,2	15:50'55.174	18	36.004	16.021	31.646	25.209	1'48.880	251,7	15:51'03.619
Race Time 35'36.505								Race Time 35'44.950 + 11.820Pen							

20° 25 M. BRENNER [1'50.170]								23° 64 F. CARICASULO [1'47.749]							
Lap	Seg1	Seg2	Seg3	Seg4	Lap Time	km/h	Local Time	Lap	Seg1	Seg2	Seg3	Seg4	Lap Time	km/h	Local Time
1		20.032	36.141	35.389	2'23.498P	224,5	15:17'42.167	1		18.376	32.781	26.920	2'04.337	247,7	15:17'23.006
2	1'44.557	18.217	34.984	28.164	3'05.922P	244,9	15:20'48.089	2	42.940	19.046	37.746	30.559	2'10.291	244,3	15:19'33.297
3	39.246	17.898	34.203	27.642	1'58.989	245,5	15:22'47.078	3	44.852	19.829	40.418	31.356	2'16.455	229,8	15:21'49.752
4	38.298	17.594	33.899	27.206	1'56.997	245,5	15:24'44.075	4	45.501	20.231	40.603	32.057	2'18.392	220,0	15:24'08.144
5	38.019	17.764	34.003	27.303	1'57.089	244,3	15:26'41.164	5	44.998	21.146	40.908	38.709	2'25.761P	210,1	15:26'33.905
6	38.010	17.599	34.089	27.365	1'57.063	241,6	15:28'38.227	6	1'55.968	17.977	33.674	26.405	3'14.024P	242,7	15:29'47.929
7	37.615	17.346	33.995	27.120	1'56.076	247,1	15:30'34.303	7	36.994	16.892	32.576	27.449	1'53.911	246,6	15:31'41.840
8	37.577	17.459	33.062	26.627	1'54.725	247,1	15:32'29.028	8	35.744	16.643	31.764	25.803	1'49.954	245,5	15:33'31.794
9	37.291	17.253	33.264	26.518	1'54.326	246,0	15:34'23.354	9	35.630	16.431	31.827	25.615	1'49.503	248,8	15:35'21.297
10	36.919	17.004	32.723	26.107	1'52.753	246,6	15:36'16.107	10	35.029	16.247	31.369	25.236	1'47.881	249,4	15:37'09.178
11	36.678	16.994	33.068	25.861	1'52.601	247,1	15:38'08.708	11	35.141	16.150	31.316	25.142	1'47.749	248,8	15:38'56.927
12	36.592	16.915	32.622	26.111	1'52.240	247,1	15:40'00.948	12	35.638	16.177	31.371	25.084	1'48.270	249,4	15:40'45.197
13	36.578	17.190	32.664	25.959	1'52.391	246,0	15:41'53.339	13	35.406	16.322	31.456	24.703	1'47.887	247,1	15:42'33.084
14	36.894	16.916	32.410	26.194	1'52.414	246,6	15:43'45.753	14	35.687	16.326	31.326	25.056	1'48.395	250,0	15:44'21.479
15	36.166	16.904	32.045	25.370	1'50.485	246,6	15:45'36.238	15	35.587	16.425	31.521	24.871	1'48.404	251,2	15:46'09.883
16	36.258	16.805	31.734	25.373	1'50.170	248,3	15:47'26.408	16	35.621	16.296	31.128	24.966	1'48.011	256,5	15:47'57.894
17	36.649	16.830	31.709	25.611	1'50.799	248,8	15:49'17.207	17	35.728	16.383	31.740	25.031	1'48.882	251,7	15:49'46.776
18	37.604	16.897	32.183	26.151	1'52.835	248,3	15:51'10.042								
Race Time 35'51.373								Race Time 34'28.107							

21° 89 K. BIN PAWI [1'49.804]								24° 39 K. KEANKUM [1'48.534]							
Lap	Seg1	Seg2	Seg3	Seg4	Lap Time	km/h	Local Time	Lap	Seg1	Seg2	Seg3	Seg4	Lap Time	km/h	Local Time
1		19.163	34.115	28.879	2'12.184	224,5	15:17'30.853	1		18.135	32.535	27.412	2'06.633		15:17'25.302
2	44.383	20.727	40.964	37.528	2'23.602P	221,3	15:19'54.455	2	43.257	19.159	37.359	30.980	2'10.755	238,9	15:19'36.057
3	1'58.569	18.276	35.000	28.396	3'20.241P	238,9	15:23'14.696	3	45.113	19.416	39.142	31.139	2'14.810	236,3	15:21'50.867
4	38.619	17.317	33.017	27.292	1'56.245	241,1	15:25'10.941	4	44.959	19.766	40.647	31.635	2'17.007	232,3	15:24'07.874
5	37.507	17.081	32.616	27.073	1'54.277	240,5	15:27'05.218	5	45.132	20.744	40.066	38.477	2'24.419P	230,3	15:26'32.293
6	37.527	17.144	32.147	26.716	1'53.534	242,7	15:28'58.752	6	1'46.608	17.531	33.615	26.696	3'04.450P	238,9	15:29'36.743
7	36.605	17.024	33.292	26.429	1'53.350	241,1	15:30'52.102	7	37.244	16.668	32.713	26.192	1'52.817	241,6	15:31'29.560
8	36.368	16.692	32.008	26.222	1'51.290	243,8	15:32'43.392	8	36.659	16.591	31.572	25.752	1'50.574	241,1	15:33'20.134
9	35.986	16.753	31.884	26.364	1'50.987	238,9	15:34'34.379	9	36.598	17.044	31.877	25.875	1'51.394	242,2	15:35'11.528
10	35.756	16.787	31.723	26.049	1'50.315	242,7	15:36'24.694	10	36.791	16.425	31.323	25.279	1'49.818	239,5	15:37'01.346
11	35.798	16.729	31.583	25.694	1'49.804	240,0	15:38'14.498	11	35.837	16.317	31.073	25.500	1'48.727	245,5	15:38'50.073
12	35.941	17.413	32.111	25.949	1'51.414	244,3	15:40'05.912	12	35.828	16.388	31.172	25.318	1'48.706	246,6	15:40'38.779
13	35.800	16.810	31.668	25.814	1'50.092	240,5	15:41'56.004	13	35.879	16.171	31.379	25.105	1'48.534	247,1	15:42'27.313
14	36.086	16.886	32.254	25.888	1'51.114	242,2	15:43'47.118	14	35.956	16.328	31.934	25.472	1'49.690	246,0	15:44'17.003
15	36.342	17.234	32.387	25.289	1'51.252	242,7	15:45'38.370	15	36.760	16.764	32.146	25.823	1'51.493	243,8	15:46'08.496
16	35.848	16.779	31.924	25.462	1'50.013	247,1	15:47'28.383	16	39.483	16.447	31.773	25.486	1'53.189	247,7	15:48'01.685
17	36.478	17.040	32.329	26.055	1'51.902	244,9	15:49'20.285	17	36.959	16.620	31.841	25.788	1'51.208	244,9	15:49'52.893
18	37.088	16.925	32.197	26.926	1'53.136	247,1	15:51'13.421								
Race Time 35'54.752								Race Time 34'34.224							

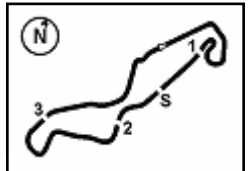
21/04/2024

P = Pits In/Dut - C = Lap Time Cancelled

These data/results cannot be reproduced, stored and/or transmitted in whole or in part by any manner of electronic, mechanical, photocopying, recording, broadcasting or otherwise now known or herein after developed without the previous express consent by the copyright owner, except for reproduction in daily press and regular printed publications on sale to the public within 60 days of the event related to those data/results and always provided that copyright symbol appears together as follows below.

© DORNA WSBK ORGANIZATION Srl 2024





TT Circuit Assen 4.542 m

**Pirelli Dutch Round, 19-21 April 2024
Chronological Analysis Race 2**

Start at 15:15'18.669

5 / 5

1	18.277	32.977	27.134	2'05.166	236,3	15:17'23.835	4	44.969	19.897	40.495	31.195	2'16.556	229,8	15:24'13.982	
2	42.942	19.148	38.223	31.197	2'11.510	228,3	15:19'35.345	5	45.743	20.052	40.826	31.607	2'18.228	232,8	15:26'32.210
3	44.259	19.770	39.811	31.068	2'14.908		15:21'50.253	6	44.649	19.242	40.480	30.803	2'15.174	235,3	15:28'47.384
4	44.113	19.503	39.946	31.197	2'14.759	236,8	15:24'05.012	7	44.275	19.633	39.004	30.446	2'13.358	230,3	15:31'00.742
5	43.468	19.257	40.979	33.153	2'16.857	234,8	15:26'21.869	8	43.297	19.422	38.515	29.938	2'11.172	233,8	15:33'11.914
6	45.911	20.276	42.405	39.379	2'27.971P	223,6	15:28'49.840	9	42.874	19.123	37.816	29.169	2'08.982	236,3	15:35'20.896
7	1'39.954	17.588	34.194	27.512	2'59.248P	240,0	15:31'49.088	10	42.140	18.886	37.498	28.263	2'06.787	232,3	15:37'27.683
8	37.209	17.238	33.112	26.690	1'54.249	241,1	15:33'43.337	11	41.469	18.197	36.359	27.201	2'03.226	242,2	15:39'30.909
9	36.815	16.971	32.446	25.900	1'52.132	241,6	15:35'35.469	12	40.871	18.384	35.780	27.613	2'02.648	237,4	15:41'33.557
10	35.829	16.766	31.939	25.546	1'50.080	242,7	15:37'25.549	13	40.118	17.887	34.797	25.974	1'58.776	241,1	15:43'32.333
11	36.257	16.516	31.951	25.889	1'50.613	243,2	15:39'16.162	14	39.491	17.461	33.296	25.225	1'55.473	240,0	15:45'27.806
12	36.020	16.380	31.618	25.296	1'49.314	242,7	15:41'05.476	15	38.729	17.182	32.286	34.227	2'02.424P	244,9	15:47'30.230
13	36.029	16.430	31.551	24.950	1'48.960	242,2	15:42'54.436								Race Time 32'11.561
14	35.903	16.362	31.589	24.637	1'48.491	242,7	15:44'42.927								
15	36.578	16.533	31.710	24.800	1'49.621	245,5	15:46'32.548								
16	36.513	16.624	31.723	24.726	1'49.586	247,7	15:48'22.134								
17	36.701	16.404	31.865	25.183	1'50.153	245,5	15:50'12.287								

Race Time 34'53.618

26° 71 T. EDWARDS [1'47.982]							
Lap	Seg.1	Seg.2	Seg.3	Seg.4	Lap Time	km/h	Local Time
1	18.407	32.645	27.295	2'05.678	231,8	15:17'24.347	
2	42.145	18.481	36.685	29.788	2'07.099	241,1	15:19'31.446
3	43.360	19.518	38.746	31.260	2'12.884	232,3	15:21'44.330
4	45.263	19.800	39.373	31.665	2'16.101	231,3	15:24'00.431
5	43.785	19.506	39.209	30.276	2'12.776	232,8	15:26'13.207
6	44.174	19.749	39.400	31.048	2'14.371	232,8	15:28'27.578
7	44.507	19.761	39.149	37.904	2'21.321P	226,4	15:30'48.899
8	1'43.314	17.382	33.761	27.273	3'01.730P	247,7	15:33'50.629
9	37.957	16.795	32.210	26.038	1'53.000	247,7	15:35'43.629
10	36.797	16.316	31.543	25.639	1'50.295	251,2	15:37'33.924
11	36.443	16.955	31.494	25.472	1'50.364	248,8	15:39'24.288
12	36.487	16.519	31.167	24.907	1'49.080	236,8	15:41'13.368
13	35.622	16.371	31.276	24.713	1'47.982	250,0	15:43'01.350
14	35.808	16.415	31.483	24.793	1'48.499	247,1	15:44'49.849
15	35.943	16.261	31.359	25.038	1'48.601	251,7	15:46'38.450
16	36.114	16.162	31.305	25.057	1'48.638	252,3	15:48'27.088
17	35.915	16.212	31.496	25.586	1'49.209	251,2	15:50'16.297

Race Time 34'57.628

27° 50 O. VOSTATEK [1'52.328]							
Lap	Seg.1	Seg.2	Seg.3	Seg.4	Lap Time	km/h	Local Time
1	19.716	34.438	29.379	2'17.401	224,5	15:17'36.070	
2	48.691	21.929	44.718	44.783	2'40.121P	209,3	15:20'16.191
3	2'03.717	18.373	36.141	29.157	3'27.388P	237,4	15:23'43.579
4	39.477	17.860	35.346	28.568	2'01.251	240,0	15:25'44.830
5	38.517	17.602	34.802	28.254	1'59.175	240,0	15:27'44.005
6	38.566	17.554	35.003	28.935	2'00.058	242,7	15:29'44.063
7	38.409	17.289	34.285	29.038	1'59.021	246,0	15:31'43.084
8	38.304	17.467	33.970	27.955	1'57.696	243,2	15:33'40.780
9	37.578	17.348	33.720	27.499	1'56.145	241,1	15:35'36.925
10	37.654	17.086	33.662	28.032	1'56.434	245,5	15:37'33.359
11	37.477	17.194	33.823	26.632	1'55.126	246,6	15:39'28.485
12	37.823	17.216	33.466	26.652	1'55.157	244,9	15:41'23.642
13	37.356	17.138	32.952	26.261	1'53.707	240,5	15:43'17.349
14	37.162	16.980	32.816	26.468	1'53.426	244,9	15:45'10.775
15	37.213	16.700	32.675	25.740	1'52.328	246,0	15:47'03.103
16	37.313	16.865	32.893	26.421	1'53.492	248,3	15:48'56.595
17	38.188	17.334	33.050	26.538	1'55.110	244,3	15:50'51.705

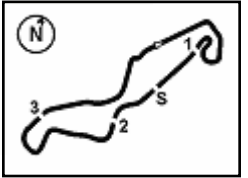
Race Time 35'33.036

RET 32 O. BAYLISS [1'55.473]							
Lap	Seg.1	Seg.2	Seg.3	Seg.4	Lap Time	km/h	Local Time
1	19.006	33.555	27.824	2'09.159			15:17'27.828
2	42.806	19.292	39.334	30.713	2'12.145	230,3	15:19'39.973
3	45.454	20.396	40.428	31.175	2'17.453		15:21'57.426

21/04/2024 P = Pits In/Out - C = Lap Time Cancelled

These data/results cannot be reproduced, stored and/or transmitted in whole or in part by any manner of electronic, mechanical, photocopying, recording, broadcasting or otherwise now known or herein after developed without the previous express consent by the copyright owner, except for reproduction in daily press and regular printed publications on sale to the public within 60 days of the event related to those data/results and always provided that copyright symbol appears together as follows below.

© DORNA WSBK ORGANIZATION Srl 2024



Pirelli Dutch Round, 19–21 April 2024
Best Laps & Speeds

No.	Rider Bike	Nat	Best Lap		FP		SP		WUP		RC1		WUP		RC2	
			LL	SPD	LL	SPD	LL	SPD	LL	SPD	LL	SPD	LL	SPD	LL	SPD
1	64 F. CARICASULO MV Agusta F3 800 RR	ITA	1'40.158 64 256,5		1'54.255 7 237,9		1'51.525 12 243,2		1'48.670 5 250,0		1'40.176 18 255,3		1'40.158 5 256,5		1'47.749 17 256,5	
2	99 A. HUERTAS Ducati Panigale V2	ESP	1'38.178 63 260,9		1'55.552 7 244,3		1'46.251 10 249,4		1'49.296 5 254,7		1'40.335 18 259,6		1'38.178 5 260,9		1'47.119 18 258,4	
3	62 S. MANZI Yamaha YZF R6	ITA	1'39.990 62 257,1		1'52.840 10 242,2		1'45.203 7 247,7		1'49.529 4 246,0		1'40.677 18 255,9		1'39.990 5 257,1		1'46.559 18 252,3	
4	28 G. VAN STRAALEN Yamaha YZF R6	NED	1'39.846 60 253,5		1'51.534 9 238,9		1'46.193 6 244,9		1'48.362 4 244,9		1'41.037 18 253,5		1'39.846 5 251,2		1'46.691 18 250,6	
5	23 M. SCHROETTER MV Agusta F3 800 RR	GER	1'40.355 62 254,7		1'54.560 7 240,5		1'47.427 11 240,5		1'52.514 5 251,2		1'41.224 18 252,9		1'40.355 3 254,7		1'47.523 18 253,5	
6	94 L. MAHIAS Yamaha YZF R6	FRA	1'39.486 61 252,9		1'55.033 6 234,3		1'50.480 11 239,5		1'49.186 5 241,1		1'41.779 18 247,7		1'39.486 4 252,9		1'48.491 17 247,7	
7	54 B. SOFUOGLU MV Agusta F3 800 RR	TUR	1'39.905 62 257,8		1'55.856 6 243,2		1'48.252 10 248,8		1'51.089 5 251,2		1'42.347 18 257,8		1'39.905 5 256,5		1'45.814 18 255,3	
8	61 C. ONCU Kawasaki ZX-6R	TUR	1'40.469 57 254,1		1'44.919 9 242,2		2 242,7		1'51.246 5 248,8		1'42.595 18		1'40.469 5 254,1		1'48.800 18 251,7	
9	74 P. BIESIEKIRSKI Ducati Panigale V2	POL	1'41.144 63 254,1		2'02.015 7 237,9		1'52.278 13 242,7		1'51.091 5 247,7		1'43.818 17 251,2		1'41.144 3 254,1		1'48.330 18 250,6	
10	3 R. DE ROSA QJMOTOR SRK 800 RR	ITA	1'42.248 64 244,3		1'51.580 10 230,8		1'50.288 12 234,3		1'51.883 4 235,8		1'43.839 18 241,1		1'42.248 5 244,3		1'49.708 15 240,0	
11	78 H. OKUBO Kawasaki ZX-6R	JPN	1'44.939 57 252,3		1'59.575 2 235,8		1'52.513 13 244,3		1'51.891 5 244,3		1'44.939 17 247,7		1'50.327 2 251,2		1'49.361 18 252,3	
12	89 K. BIN PAWI Honda CBR600RR	MAS	1'44.600 62 251,7		1'57.014 10 235,8		1'51.642 8 238,4		1'52.564 5 242,2		1'45.408 17 246,6		1'44.600 4 251,7		1'49.804 18 247,1	
13	53 V. DEBISE Yamaha YZF R6	FRA	1'40.610 66 253,5		1'56.143 8 238,9		1'48.843 12 243,2		1'48.976 5 247,1		1'46.694 18 249,4		1'40.610 5 253,5		1'46.281 18 251,2	
14	66 N. TUULI Ducati Panigale V2	FIN	1'40.000 53 254,7		1'46.355 12 242,7		1'47.450 14 243,8		1'48.158 4 245,5				1'40.000 5 254,7		1'47.347 18 250,6	
15	55 Y. MONTELLA Ducati Panigale V2	ITA	1'40.062 45 260,2		1'53.330 7 244,9		1'48.953 12 248,3		1'47.964 4 251,2				1'40.062 4 260,2		1'46.383 18 255,9	
16	71 T. EDWARDS Ducati Panigale V2	AUS	1'41.146 66 256,5		1'49.488 10 245,5		1'49.510 11 248,8		1'49.439 5 250,0		1'46.528 18 251,2		1'41.146 5 256,5		1'47.982 17 252,3	
17	5 N. ANTONELLI Ducati Panigale V2	ITA	1'42.100 62 254,1		1'53.701 7 241,1		1'50.327 10 243,8		1'52.716 5 249,4		1'48.684 18 250,0		1'42.100 4 254,1		1'46.666 18 254,1	
18	68 L. POWER MV Agusta F3 800 RR	AUS	1'41.656 52 257,1		1'53.236 9 241,1		1'49.409 11 242,7		1'49.238 5 247,1		1'46.852 18 249,4		1'41.656 5 257,1		2'10.734 4 234,8	
19	9 J. NAVARRO Triumph Street Triple RS 765	ESP	1'40.583 63 251,7		2'04.724 4 231,8		1'49.559 14 241,6		1'50.664 5 243,8		1'47.020 18 248,3		1'40.583 4 251,7		1'47.073 18 251,7	
20	69 T. BOOTH-AMOS Triumph Street Triple RS 765	GBR	1'41.452 35 252,3		1'53.273 4 235,8		1'48.608 5 245,5		1'50.416 4 243,2		246,6		1'41.452 4 252,3		1'47.226 18 250,0	
21	50 O. VOSTATEK Triumph Street Triple RS 765	CZE	1'41.782 52 255,9		1'47.521 8 238,9		1'59.085 10 238,9		1'55.746 4 244,3		1'58.080 8 244,3		1'41.782 5 255,9		1'52.328 17 248,3	
22	27 K. TOBA Honda CBR600RR	JPN	1'41.345 69 252,9		1'54.180 12 238,9		1'52.186 12 240,5		1'50.561 5 243,8		1'47.602 17 248,8		1'41.345 5 252,9		1'47.719 18 250,0	
23	17 J. MCPHEE Triumph Street Triple RS 765	GBR	1'41.418 40 257,1		1'52.398 8 239,5		1'50.416 5 243,8		1'49.045 5 246,6		1'47.688 18 250,6		1'41.418 3 257,1		1 250,0	
24	32 D. BAYLISS Ducati Panigale V2	AUS	1'41.754 60 252,3		1'47.810 11 242,2		1'51.644 6 243,8		1'51.064 5 247,7		1'50.089 18 252,3		1'41.754 5 252,3		1'55.473 15 244,9	
25	7 L. BALDASSARRI Ducati Panigale V2	ITA	1'42.430 48 255,3		1'55.549 8 247,1		1'47.846 11 244,3		1'52.670 4 246,0		1'53.992 3 251,2		1'42.430 4 255,3		1'48.282 18 255,3	

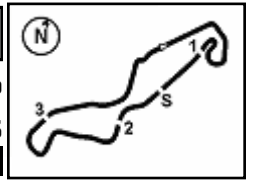
21/04/2024

These data/results cannot be reproduced, stored and/or transmitted in whole or in part by any manner of electronic, mechanical, photocopying, recording, broadcasting or otherwise now known or herein after developed without the previous express consent by the copyright owner, except for reproduction in daily press and regular printed publications on sale to the public within 60 days of the event related to those data/results and always provided that copyright symbol appears together as follows below.

© DORNA WSBK ORGANIZATION Srl 2024

FICR PERUGIA TIMING





TT Circuit Assen 4.542 m

Pirelli Dutch Round, 19–21 April 2024
Best Laps & Speeds

2 / 2

No.	Rider Bike	Nat	Best Lap		FP		SP		WUP		RC1		WUP		RC2	
			LL	SPD	LL	SPD	LL	SPD	LL	SPD	LL	SPD	LL	SPD	LL	SPD
26	51 A. SARMOON Yamaha YZF R6	THA	1'41.545 65 254,1		1'51.663 8 236,8		1'50.470 12 243,8		1'48.019 4 248,8		1'48.177 18 249,4		1'41.545 5 254,1		1'48.628 18 250,0	
27	40 S. CORSI Ducati Panigale V2	ITA	1'41.768 65 254,1		1'56.376 7 234,3		1'50.710 12 241,1		1'50.479 5 247,1		1'48.105 18 248,3		1'41.768 5 254,1		1'49.223 18 248,3	
28	19 G. GIANNINI Kawasaki ZX-6R	ITA	1'44.240 77 248,8		1'52.861 18 238,9		1'51.184 14 240,0		1'50.695 5 244,9		1'48.229 18 246,0		1'44.240 4 248,8		1'48.182 18 248,8	
29	85 T. SMITS Yamaha YZF R6	NED	1'48.203 39 250,0		1'51.976 8 233,8		1'48.617 8 238,4		1'49.494 4 243,2			1	250,0	234,8	1'48.203 18 246,6	
30	39 K. KEANKUM Yamaha YZF R6	THA	1'42.362 64 254,1		1'52.174 8 239,5		1'51.231 12 242,7		1'49.323 4 244,9		1'49.182 18 247,1		1'42.362 5 254,1		1'48.534 17 247,7	
31	25 M. BRENNER Kawasaki ZX-6R	SUI	1'43.223 60 254,7		2'01.029 4 236,3		1'54.077 12 242,7		1'52.269 5 246,6		1'53.181 17 250,6		1'43.223 4 254,7		1'50.170 18 248,8	
32	22 F. FULIGNI Ducati Panigale V2	ITA	1'50.469 16 246,0		2'00.004 6 234,8		1'50.469 5 242,2		1'53.432 5 246,0							
33	72 Y. RUIZ Yamaha YZF R6	ESP	1'52.699 15 244,3		1'58.337 7 238,4		1'52.699 5 243,2		1'56.457 3 244,3							
34	96 W. VAN WIKSELAAR Ducati Panigale V2	NED	1'53.310 27 248,8		2'05.444 7 234,8		1'53.310 15 243,2		1'53.859 5 248,8							

21/04/2024

These data/results cannot be reproduced, stored and/or transmitted in whole or in part by any manner of electronic, mechanical, photocopying, recording, broadcasting or otherwise now known or herein after developed without the previous express consent by the copyright owner, except for reproduction in daily press and regular printed publications on sale to the public within 60 days of the event related to those data/results and always provided that copyright symbol appears together as follows below.

© DORNA WSBK ORGANIZATION Srl 2024

Pirelli Dutch Round, 19–21 April 2024
Fastest Laps Race 2

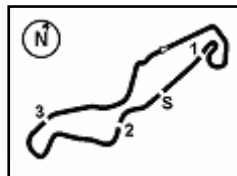
TT Circuit Assen 4.542 m

No.	Rider	Nat	Team	Bike	Class	Lap	Time	Gap
1	54 B. SOFUOGLU	TUR	MV Agusta Reparto Corse	MV Agusta F3 800 RR		15	1'45.814	
2	53 V. DEBISE	FRA	Evan Bros. WorldSSP Yamaha Team	Yamaha YZF R6		16	1'46.281	0.467
3	55 Y. MONTELLA	ITA	Barni Spark Racing Team	Ducati Panigale V2		14	1'46.383	0.569
4	62 S. MANZI	ITA	Pata Yamaha Ten Kate Racing	Yamaha YZF R6		12	1'46.559	0.745
5	5 N. ANTONELLI	ITA	Ecosantagata Althea Racing Team	Ducati Panigale V2		15	1'46.666	0.852
6	28 G. VAN STRAALEN	NED	Pata Yamaha Ten Kate Racing	Yamaha YZF R6		13	1'46.691	0.877
7	9 J. NAVARRO	ESP	WRP-RT Motorsport by SKM-Triumph	Triumph Street Triple RS 765		11	1'47.073	1.259
8	99 A. HUERTAS	ESP	Aruba.it Racing WorldSSP Team	Ducati Panigale V2		15	1'47.119	1.305
9	69 T. BOOTH-AMOS	GBR	PTR Triumph	Triumph Street Triple RS 765		17	1'47.226	1.412
10	66 N. TUULI	FIN	EAB Racing Team	Ducati Panigale V2		12	1'47.347	1.533
11	23 M. SCHROETTER	GER	MV Agusta Reparto Corse	MV Agusta F3 800 RR		13	1'47.523	1.709
12	27 K. TOBA	JPN	PETRONAS MIE Racing Honda	Honda CBR600RR		12	1'47.719	1.905
13	64 F. CARICASULO	ITA	Motozoo ME AIR Racing	MV Agusta F3 800 RR		11	1'47.749	1.935
14	71 T. EDWARDS	AUS	D34G Racing WorldSSP Team	Ducati Panigale V2	*	13	1'47.982	2.168
15	19 G. GIANNINI	ITA	Team ProDina Kawasaki	Kawasaki ZX-6R	*	17	1'48.182	2.368
16	85 T. SMITS	NED	Team Apreco	Yamaha YZF R6		13	1'48.203	2.389
17	7 L. BALDASSARRI	ITA	Orelac Racing Verdnatura	Ducati Panigale V2		13	1'48.282	2.468
18	74 P. BIESIEKIRSKI	POL	Ecosantagata Althea Racing Team	Ducati Panigale V2		13	1'48.330	2.516
19	94 L. MAHIAS	FRA	GMT94 Yamaha	Yamaha YZF R6		14	1'48.491	2.677
20	39 K. KEANKUM	THA	Yamaha Thailand Racing Team	Yamaha YZF R6		13	1'48.534	2.720
21	51 A. SARMOON	THA	Yamaha Thailand Racing Team	Yamaha YZF R6		15	1'48.628	2.814
22	61 C. ONCU	TUR	Kawasaki Puccetti Racing	Kawasaki ZX-6R		11	1'48.800	2.986
23	40 S. CORSI	ITA	Renzi Corse	Ducati Panigale V2	*	12	1'49.223	3.409
24	78 H. OKUBO	JPN	Vince64 Racing Team by Puccetti	Kawasaki ZX-6R		14	1'49.361	3.547
25	3 R. DE ROSA	ITA	QJMOTOR Factory Racing	QJMOTOR SRK 800 RR	*	13	1'49.708	3.894
26	89 K. BIN PAWI	MAS	PETRONAS MIE Racing Honda	Honda CBR600RR		11	1'49.804	3.990
27	25 M. BRENNER	SUI	VIAMO Racing by MTM	Kawasaki ZX-6R		16	1'50.170	4.356
28	50 O. VOSTATEK	CZE	PTR Triumph	Triumph Street Triple RS 765		15	1'52.328	6.514
29	32 D. BAYLISS	AUS	D34G Racing WorldSSP Team	Ducati Panigale V2		14	1'55.473	9.659
30	68 L. POWER	AUS	Motozoo ME AIR Racing	MV Agusta F3 800 RR	*	2	2'10.734	24.920

21/04/2024

These data/results cannot be reproduced, stored and/or transmitted in whole or in part by any manner of electronic, mechanical, photocopying, recording, broadcasting or otherwise now known or herein after developed without the previous express consent by the copyright owner, except for reproduction in daily press and regular printed publications on sale to the public within 60 days of the event related to those data/results and always provided that copyright symbol appears together as follows below.

© DORNA WSBK ORGANIZATION Srl 2024

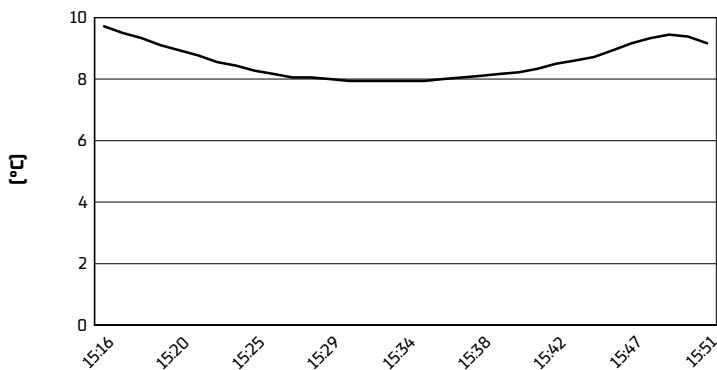


TT Circuit Assen 4.542 m

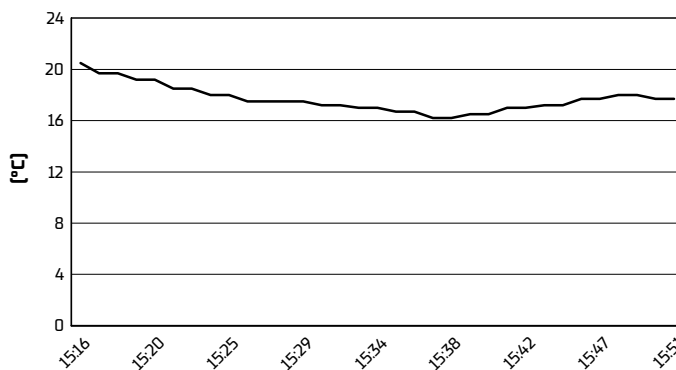
Pirelli Dutch Round, 19-21 April 2024
Weather Report Race 2

Session started 15:15 - Session ended 15:52

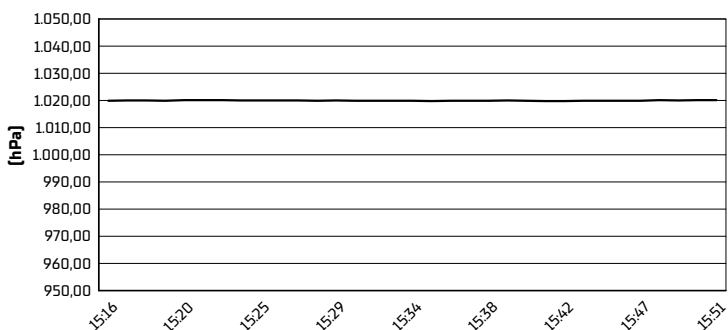
Air Temperature



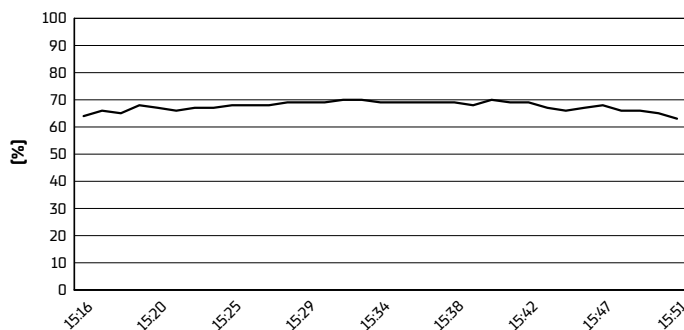
Track Temperature



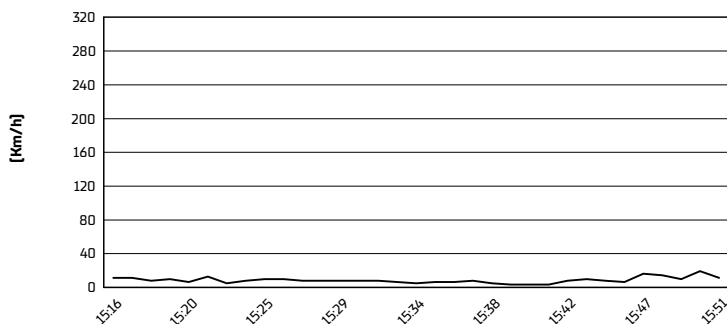
Air Pressure



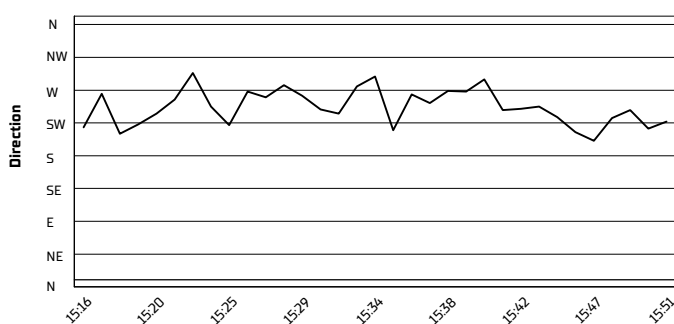
Humidity



Wind Speed



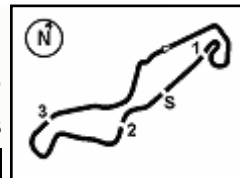
Wind Direction



21/04/2024

These data/results cannot be reproduced, stored and/or transmitted in whole or in part by any manner of electronic, mechanical, photocopying, recording, broadcasting or otherwise now known or herein after developed without the previous express consent by the copyright owner, except for reproduction in daily press and regular printed publications on sale to the public within 60 days of the event related to those data/results and always provided that copyright symbol appears together as follows below.

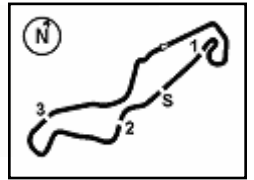
© DORNA WSBK ORGANIZATION Srl 2024



TT Circuit Assen 4.542 m

Pirelli Dutch Round, 19-21 April 2024
Pit Times Race 2
Pit Intervention Time: 76 secs

No.	Rider	Bike		Race Time	Local Time	Pit Time
3	R. DE ROSA	QJMOTOR SRK 800 RR	PIT IN	16'21.775	15:31'40.444	2'20.817
			PIT OUT	18'42.592	15:34'01.261	
5	N. ANTONELLI	Ducati Panigale V2	PIT IN	2'06.509	15:17'25.178	1'18.635
			PIT OUT	3'25.144	15:18'43.813	
7	L. BALDASSARRI	Ducati Panigale V2	PIT IN	1'59.998	15:17'18.667	1'27.150
			PIT OUT	3'27.148	15:18'45.817	
9	J. NAVARRO	Triumph Street Triple RS 76i	PIT IN	4'21.783	15:19'40.452	1'28.628
			PIT OUT	5'50.411	15:21'09.080	
19	G. GIANNINI	Kawasaki ZX-6R	PIT IN	2'06.106	15:17'24.775	1'47.496
			PIT OUT	3'53.602	15:19'12.271	
23	M. SCHROETTER	MV Agusta F3 800 RR	PIT IN	4'15.758	15:19'34.427	1'28.032
			PIT OUT	5'43.790	15:21'02.459	
25	M. BRENNER	Kawasaki ZX-6R	PIT IN	2'09.877	15:17'28.546	1'21.521
			PIT OUT	3'31.398	15:18'50.067	
27	K. TOBA	Honda CBR600RR	PIT IN	2'04.864	15:17'23.533	1'17.898
			PIT OUT	3'22.762	15:18'41.431	
28	G. VAN STRAALEN	Yamaha YZF R6	PIT IN	4'04.510	15:19'23.179	1'24.277
			PIT OUT	5'28.787	15:20'47.456	
32	O. BAYLISS	Ducati Panigale V2	PIT IN	31'57.805	15:47'16.474	
39	K. KEANKUM	Yamaha YZF R6	PIT IN	10'59.493	15:26'18.162	1'23.628
			PIT OUT	12'23.121	15:27'41.790	
40	S. CORSI	Ducati Panigale V2	PIT IN	2'07.187	15:17'25.856	1'43.254
			PIT OUT	3'50.441	15:19'09.110	
50	O. VOSTATEK	Triumph Street Triple RS 76i	PIT IN	4'43.254	15:20'01.923	1'38.461
			PIT OUT	6'21.715	15:21'40.384	
51	A. SARMOON	Yamaha YZF R6	PIT IN	6'26.572	15:21'45.241	1'18.242
			PIT OUT	7'44.814	15:23'03.483	
53	V. DEBISE	Yamaha YZF R6	PIT IN	10'58.848	15:26'17.517	1'16.501
			PIT OUT	12'15.349	15:27'34.018	
54	B. SOFUOGLU	MV Agusta F3 800 RR	PIT IN	4'05.362	15:19'24.031	1'23.485
			PIT OUT	5'28.847	15:20'47.516	
55	Y. MONTELLA	Ducati Panigale V2	PIT IN	6'24.033	15:21'42.702	1'16.090
			PIT OUT	7'40.123	15:22'58.792	
61	C. ONCU	Kawasaki ZX-6R	PIT IN	4'04.226	15:19'22.895	1'17.414
			PIT OUT	5'21.640	15:20'40.309	
62	S. MANZI	Yamaha YZF R6	PIT IN	10'58.997	15:26'17.666	1'13.636
			PIT OUT	12'12.633	15:27'31.302	
64	F. CARICASULO	MV Agusta F3 800 RR	PIT IN	11'01.152	15:26'19.821	1'34.231
			PIT OUT	12'35.383	15:27'54.052	
66	N. TUULI	Ducati Panigale V2	PIT IN	1'58.406	15:17'17.075	1'37.043
			PIT OUT	3'35.449	15:18'54.118	
69	T. BOOTH-AMOS	Triumph Street Triple RS 76i	PIT IN	6'36.939	15:21'55.608	1'25.229
			PIT OUT	8'02.168	15:23'20.837	
71	T. EDWARDS	Ducati Panigale V2	PIT IN	15'16.138	15:30'34.807	1'21.044
			PIT OUT	16'37.182	15:31'55.851	
74	P. BIESIEKIRSKI	Ducati Panigale V2	PIT IN	4'25.852	15:19'44.521	1'17.684
			PIT OUT	5'43.536	15:21'02.205	
78	H. OKUBO	Kawasaki ZX-6R	PIT IN	2'04.616	15:17'23.285	1'33.328
			PIT OUT	3'37.944	15:18'56.613	



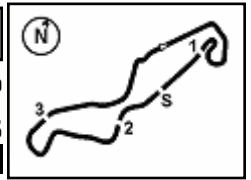
TT Circuit Assen 4.542 m

Pirelli Dutch Round, 19-21 April 2024

Pit Times Race 2

Pit Intervention Time: 76 secs

No.	Rider	Bike		Race Time	Local Time	Pit Time
85	T. SMITS	Yamaha YZF R6	PIT IN	4'24.883	15:19'43.552	
			PIT OUT	5'43.340	15:21'02.009	1'18.457
89	K. BIN PAWI	Honda CBR600RR	PIT IN	4'22.911	15:19'41.580	
			PIT OUT	5'55.927	15:21'14.596	1'33.016
94	L. MAHIAS	Yamaha YZF R6	PIT IN	13'17.043	15:28'35.712	
			PIT OUT	14'34.162	15:29'52.831	1'17.119
99	A. HUERTAS	Ducati Panigale V2	PIT IN	4'00.401	15:19'19.070	
			PIT OUT	5'18.273	15:20'36.942	1'17.872
17	J. MCPHEE	Triumph Street Triple RS 765				
68	L. POWER	MV Agusta F3 800 RR				



TT Circuit Assen 4.542 m

Pirelli Dutch Round, 19–21 April 2024
Race Winners

	2021	2022	2023	2024
01 Phillip Island		RC1: Montella Y. (ITA) KAW RC2: Aegerter D. (SUI) YAM	RC1: Bulega N. (ITA) DUC RC2: Bulega N. (ITA) DUC	RC1: Montella Y. (ITA) DUC RC2: Montella Y. (ITA) DUC
02 Barcelona	RC1: Krummenacher R. (SUI) YAM RC2: Gonzalez M. (ESP) YAM	RC1: Aegerter D. (SUI) YAM RC2: Aegerter D. (SUI) YAM	RC1: Bulega N. (ITA) DUC RC2: Sofuoglu B. (TUR) MVA	RC1: Huertas A. (ESP) DUC RC2: Manzi S. (ITA) YAM
03 Assen	RC1: Aegerter D. (SUI) YAM RC2: Aegerter D. (SUI) YAM	RC1: Aegerter D. (SUI) YAM RC2: Aegerter D. (SUI) YAM	RC1: Bulega N. (ITA) DUC RC2: Bulega N. (ITA) DUC	RC1: Huertas A. (ESP) DUC RC2: van Straalen G. (NED) YAM
04 Misano	RC1: Aegerter D. (SUI) YAM RC2: Aegerter D. (SUI) YAM	RC1: Aegerter D. (SUI) YAM RC2: Aegerter D. (SUI) YAM	RC1: Bulega N. (ITA) DUC RC2: Manzi S. (ITA) YAM	
05 Donington		RC1: Aegerter D. (SUI) YAM RC2: Aegerter D. (SUI) YAM	RC1: Bulega N. (ITA) DUC RC2: Bulega N. (ITA) DUC	
06 Most	RC1: Odendaal S. (RSA) YAM RC2: Aegerter D. (SUI) YAM	RC1: Baldassarri L. (ITA) YAM RC2: Baldassarri L. (ITA) YAM	RC1: Bulega N. (ITA) DUC RC2: Mackenzie T. (GBR) HON	
07 Portimao	RC1: Cluzel J. (FRA) YAM RC2: Odendaal S. (RSA) YAM	RC1: Manzi S. (ITA) TRI RC2: Aegerter D. (SUI) YAM	RC1: Bulega N. (ITA) DUC RC2: Manzi S. (ITA) YAM	
08 Balaton				
09 Magny-Cours	RC1: Aegerter D. (SUI) YAM RC2: Gonzalez M. (ESP) YAM	RC1: Baldassarri L. (ITA) YAM RC2: Aegerter D. (SUI) YAM	RC1: Bulega N. (ITA) DUC RC2: Bulega N. (ITA) DUC	
10 Cremona				
11 Aragon	RC1: Odendaal S. (RSA) YAM RC2: Odendaal S. (RSA) YAM	RC1: Baldassarri L. (ITA) YAM RC2: Aegerter D. (SUI) YAM	RC1: Bulega N. (ITA) DUC RC2: Bulega N. (ITA) DUC	
12 Jerez	Aegerter D. (SUI) YAM		RC1: Bulega N. (ITA) DUC RC2: Bulega N. (ITA) DUC	

2024

- 2** A. Huertas
- 2** Y. Montella
- 1** S. Manzi
- 1** G. van Straalen

ALL TIMES

- | | | | | |
|--------------------------|--------------------------|------------------------|--------------------------|------------------------|
| 43 K. Sofuoglu | 6 S. Chambon | 3 I. MacPherson | 1 R. De Rosa | 1 A. Verdoia |
| 27 D. Aegerter | 6 C. Davies | 3 Y. Montella | 1 L. Lanzi | 1 R. Wilairot |
| 24 J. Cluzel | 6 K. Fujiwara | 3 J. Rea | 1 T. Mackenzie | 1 L. Zanetti |
| 16 N. Bulega | 6 S. Manzi | 3 L. Scassa | 1 S. Morais | 1 W. Zeelenberg |
| 16 F. Foret | 6 B. Parkes | 3 K. Smith | 1 G. Nannelli | |
| 12 S. Charpentier | 6 J. Teuchert | 2 J. Brookes | 1 C. Oncu | |
| 12 E. Laverty | 6 M. van der Mark | 2 S. Cortese | 1 M. Pirro | |
| 12 A. Locatelli | 5 C. Crutchlow | 2 M. Gonzalez | 1 G. Rea | |
| 11 K. Muggeridge | 5 S. Odendaal | 2 A. Huertas | 1 P. Riba | |
| 9 L. Mahias | 4 L. Baldassarri | 2 P. Jacobsen | 1 M. Roccoli | |
| 8 S. Lowes | 4 K. Curtain | 2 N. Tuuli | 1 R. Rolfo | |
| 7 F. Caricasulo | 4 C. Vermeulen | 2 A. West | 1 B. Sofuoglu | |
| 7 R. Krummenacher | 4 J. Whitham | 2 R. Xaus | 1 Y. Tiberio | |
| 7 A. Pitt | 3 C. Kellner | 1 A. Badovini | 1 G. van Straalen | |
| 6 P. Casoli | 3 J. Lascorz | 1 P. Bontempi | 1 J. Vd Goorbergh | |

21/04/2024

These data/results cannot be reproduced, stored and/or transmitted in whole or in part by any manner of electronic, mechanical, photocopying, recording, broadcasting or otherwise now known or herein after developed without the previous express consent by the copyright owner, except for reproduction in daily press and regular printed publications on sale to the public within 60 days of the event related to those data/results and always provided that copyright symbol appears together as follows below.

© DORNA WSBK ORGANIZATION Srl 2024