

**Pirelli Dutch Round, 19–21 April 2024**  
**Results Tissot Superpole**

TT Circuit Assen 4.542 m

1 / 2

No.	Rider	Nat	Team	Bike	Class	Time	Gap	Rel.	Laps	Speed	
										Avg	Max
1	<b>62 S. MANZI</b>	ITA	Pata Yamaha Ten Kate Racing	Yamaha YZF R6		<b>1'45.203</b>			7	155,425	<b>247,7</b>
2	<b>28 G. VAN STRAALEN</b>	NED	Pata Yamaha Ten Kate Racing	Yamaha YZF R6		<b>1'46.193</b>	0.990	0.990	6	153,976	<b>244,9</b>
3	<b>99 A. HUERTAS</b>	ESP	Aruba.it Racing WorldSSP Team	Ducati Panigale V2		<b>1'46.251</b>	1.048	0.058	10	153,892	<b>249,4</b>
4	<b>23 M. SCHROETTER</b>	GER	MV Agusta Reparto Corse	MV Agusta F3 800 RR		<b>1'47.427</b>	2.224	1.176	11	152,208	<b>240,5</b>
5	<b>66 N. TUULI</b>	FIN	EAB Racing Team	Ducati Panigale V2		<b>1'47.450</b>	2.247	0.023	14	152,175	<b>243,8</b>
6	<b>7 L. BALDASSARRI</b>	ITA	Orelac Racing Verdnatura	Ducati Panigale V2		<b>1'47.846</b>	2.643	0.396	11	151,616	<b>244,3</b>
7	<b>54 B. SOFUOGLU</b>	TUR	MV Agusta Reparto Corse	MV Agusta F3 800 RR		<b>1'48.252</b>	3.049	0.406	10	151,048	<b>248,8</b>
8	<b>69 T. BOOTH-AMOS</b>	GBR	PTR Triumph	Triumph Street Triple RS 765		<b>1'48.608</b>	3.405	0.356	5	150,552	<b>245,5</b>
9	<b>85 T. SMITS</b>	NED	Team Apreco	Yamaha YZF R6		<b>1'48.617</b>	3.414	0.009	8	150,540	<b>238,4</b>
10	<b>53 V. DEBISE</b>	FRA	Evan Bros. WorldSSP Yamaha Team	Yamaha YZF R6		<b>1'48.843</b>	3.640	0.226	12	150,227	<b>243,2</b>
11	<b>55 Y. MONTELLA</b>	ITA	Barni Spark Racing Team	Ducati Panigale V2		<b>1'48.953</b>	3.750	0.110	12	150,076	<b>248,3</b>
12	<b>68 L. POWER</b>	AUS	Motozoo ME AIR Racing	MV Agusta F3 800 RR	*	<b>1'49.409</b>	4.206	0.456	11	149,450	<b>242,7</b>
13	<b>71 T. EDWARDS</b>	AUS	D34G Racing WorldSSP Team	Ducati Panigale V2	*	<b>1'49.510</b>	4.307	0.101	11	149,312	<b>248,8</b>
14	<b>9 J. NAVARRO</b>	ESP	WRP-RT Motorsport by SKM-Triumph	Triumph Street Triple RS 765		<b>1'49.559</b>	4.356	0.049	14	149,246	<b>241,6</b>
15	<b>3 R. DE ROSA</b>	ITA	QJMOTOR Factory Racing	QJMOTOR SRK 800 RR	*	<b>1'50.288</b>	5.085	0.729	12	148,259	<b>234,3</b>
16	<b>5 N. ANTONELLI</b>	ITA	Ecosantagata Althea Racing Team	Ducati Panigale V2		<b>1'50.327</b>	5.124	0.039	10	148,207	<b>243,8</b>
17	<b>17 J. MCPHEE</b>	GBR	WRP-RT Motorsport by SKM-Triumph	Triumph Street Triple RS 765		<b>1'50.416</b>	5.213	0.089	5	148,087	<b>243,8</b>
<b>Not Qualified</b>											
NQ	<b>22 F. FULIGNI</b>	ITA	Orelac Racing Verdnatura	Ducati Panigale V2	*	<b>1'50.469</b>	5.266	0.053	5	148,016	<b>242,2</b>
NQ	<b>51 A. SARMOON</b>	THA	Yamaha Thailand Racing Team	Yamaha YZF R6		<b>1'50.470</b>	5.267	0.001	12	148,015	<b>243,8</b>
NQ	<b>94 L. MAHIAS</b>	FRA	GMT94 Yamaha	Yamaha YZF R6		<b>1'50.480</b>	5.277	0.010	11	148,001	<b>239,5</b>
NQ	<b>40 S. CORSI</b>	ITA	Renzi Corse	Ducati Panigale V2	*	<b>1'50.710</b>	5.507	0.230	12	147,694	<b>241,1</b>
NQ	<b>19 G. GIANNINI</b>	ITA	Team ProDina Kawasaki	Kawasaki ZX-6R	*	<b>1'51.184</b>	5.981	0.474	14	147,064	<b>240,0</b>
NQ	<b>39 K. KEANKUM</b>	THA	Yamaha Thailand Racing Team	Yamaha YZF R6		<b>1'51.231</b>	6.028	0.047	12	147,002	<b>242,7</b>
NQ	<b>64 F. CARICASULO</b>	ITA	Motozoo ME AIR Racing	MV Agusta F3 800 RR		<b>1'51.525</b>	6.322	0.294	12	146,615	<b>243,2</b>
NQ	<b>89 K. BIN PAWI</b>	MAS	PETRONAS MIE Racing Honda	Honda CBR600RR		<b>1'51.642</b>	6.439	0.117	8	146,461	<b>238,4</b>
NQ	<b>32 D. BAYLISS</b>	AUS	D34G Racing WorldSSP Team	Ducati Panigale V2		<b>1'51.644</b>	6.441	0.002	6	146,458	<b>243,8</b>
NQ	<b>27 K. TOBA</b>	JPN	PETRONAS MIE Racing Honda	Honda CBR600RR		<b>1'52.186</b>	6.983	0.542	12	145,751	<b>240,5</b>
NQ	<b>74 P. BIESIEKIRSKI</b>	POL	Ecosantagata Althea Racing Team	Ducati Panigale V2		<b>1'52.278</b>	7.075	0.092	13	145,631	<b>242,7</b>
NQ	<b>78 H. OKUBO</b>	JPN	Vince64 Racing Team by Puccetti	Kawasaki ZX-6R		<b>1'52.513</b>	7.310	0.235	13	145,327	<b>244,3</b>
NQ	<b>72 Y. RUIZ</b>	ESP	VFT Racing Yamaha	Yamaha YZF R6		<b>1'52.699</b>	7.496	0.186	5	145,087	<b>243,2</b>
NQ	<b>96 W. VAN WIKSELAAR</b>	NED	WST WIXX Racing Ducati	Ducati Panigale V2		<b>1'53.310</b>	8.107	0.611	15	144,305	<b>243,2</b>
NQ	<b>25 M. BRENNER</b>	SUI	VIAMO Racing by MTM	Kawasaki ZX-6R		<b>1'54.077</b>	8.874	0.767	12	143,335	<b>242,7</b>
NQ	<b>50 D. VOSTATEK</b>	CZE	PTR Triumph	Triumph Street Triple RS 765		<b>1'59.085</b>	13.882	5.008	10	137,307	<b>238,9</b>
NQ	<b>61 C. ONCU</b>	TUR	Kawasaki Puccetti Racing	Kawasaki ZX-6R					2		<b>242,7</b>

Qualifying Lap Time [105% of 1'45.203]: **1'50.464**

\* WorldSSP Challenge

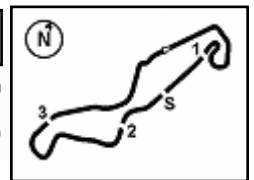
AIR	Humidity:	76%	Temp:	8°C
TRACK	Condition:	Wet	Temp:	15°C

Records	Pole	[SP]	2023 N.Bulega	1'36.900	168,740	Km/h
	Race	[RC2]	2023 N.Bulega	1'37.607	167,520	Km/h
	All Times	[SP]	2023 N.Bulega	1'36.900	168,740	Km/h

Start 19/04/2024 16:05 End 16:48 The results are provisional until the end of the time limit for protests and appeals and the completion of the technical checks.

These data/results cannot be reproduced, stored and/or transmitted in whole or in part by any manner of electronic, mechanical, photocopying, recording, broadcasting or otherwise now known or herein after developed without the previous express consent by the copyright owner, except for reproduction in daily press and regular printed publications on sale to the public within 60 days of the event related to those data/results and always provided that copyright symbol appears together as follows below.

© DORNA WSBK ORGANIZATION Srl 2024



**Pirelli Dutch Round, 19–21 April 2024**  
**Results Tissot Superpole**

**Session Highlights**

Local Time	No. Rider	Description
16.04.49		WET PRACTICE - LIGHTS ON
16.05.00		Start
16.07.26	<b>5</b> N. <b>ANTONELLI</b>	On the Gravel - Re-Joined - Turn 17
16.09.05	<b>64</b> F. <b>CARICASULO</b>	Transponder NOT Working
16.17.45	<b>61</b> C. <b>ONCU</b>	Crashed - Turn 10
16.18.39	<b>66</b> N. <b>TUULI</b>	On Asphalt - Re-Joined - Turn 1
16.21.11	<b>61</b> C. <b>ONCU</b>	Bike will return to pits using recovery
16.22.13	<b>66</b> N. <b>TUULI</b>	Lap Cancelled [6'25.434] - Yellow Flag - Turn 10
16.22.16	<b>19</b> G. <b>GIANNINI</b>	Lap Cancelled [1'52.321] - Yellow Flag - Turn 10
16.22.20	<b>28</b> G. <b>VAN STRAALEN</b>	Lap Cancelled [9'13.386] - Yellow Flag - Turn 10
16.22.22	<b>3</b> R. <b>DE ROSA</b>	Lap Cancelled [4'41.991] - Yellow Flag - Turn 10
16.22.28		DROPS of RAIN in Sector 1
16.23.03		DROPS of RAIN in All Sectors
16.23.30	<b>72</b> Y. <b>RUIZ</b>	Crashed - Turn 9
16.26.14	<b>51</b> A. <b>SARMOON</b>	Lap Cancelled [1'54.623] - Yellow Flag - Turn 9
16.26.17	<b>17</b> J. <b>MCPHEE</b>	Lap Cancelled [2'06.427] - Yellow Flag - Turn 9
16.26.20	<b>99</b> A. <b>HUERTAS</b>	Lap Cancelled [2'13.095] - Yellow Flag - Turn 9
16.26.23	<b>39</b> K. <b>KEANKUM</b>	Lap Cancelled [1'59.558] - Yellow Flag - Turn 9
16.26.26	<b>27</b> K. <b>TOBA</b>	Lap Cancelled [1'58.555] - Yellow Flag - Turn 9
16.26.29	<b>89</b> K. <b>BIN PAWI</b>	Lap Cancelled [2'13.638] - Yellow Flag - Turn 9
16.41.28	<b>7</b> L. <b>BALDASSARRI</b>	Transponder NOT Working
16.41.39	<b>68</b> L. <b>POWER</b>	Transponder NOT Working
16.48.40		End Of Session

**Fastest Laps Sequence**

No.	Rider	Nat	Team	Bike	Local Time	Time	Gap	Avg
<b>53</b>	V. <b>DEBISE</b>	FRA	Evan Bros. WorldSSP Yamaha Team	Yamaha YZF R6	16:08'47.220	<b>1'51.223</b>		147,013
<b>99</b>	A. <b>HUERTAS</b>	ESP	Aruba.it Racing WorldSSP Team	Ducati Panigale V2	16:08'49.773	<b>1'50.491</b>	-0.732	147,987
<b>53</b>	V. <b>DEBISE</b>	FRA	Evan Bros. WorldSSP Yamaha Team	Yamaha YZF R6	16:10'36.838	<b>1'49.618</b>	-0.873	149,165
<b>7</b>	L. <b>BALDASSARRI</b>	ITA	Orelac Racing Verdnature	Ducati Panigale V2	16:10'40.532	<b>1'49.095</b>	-0.523	149,880
<b>53</b>	V. <b>DEBISE</b>	FRA	Evan Bros. WorldSSP Yamaha Team	Yamaha YZF R6	16:12'25.681	<b>1'48.843</b>	-0.252	150,227
<b>69</b>	T. <b>BOOTH-AMOS</b>	GBR	PTR Triumph	Triumph Street Triple RS 765	16:15'43.664	<b>1'48.608</b>	-0.235	150,552
<b>54</b>	B. <b>SOFUOGLU</b>	TUR	MV Agusta Reparto Corse	MV Agusta F3 800 RR	16:18'12.037	<b>1'48.252</b>	-0.356	151,048
<b>62</b>	S. <b>MANZI</b>	ITA	Pata Yamaha Ten Kate Racing	Yamaha YZF R6	16:19'56.867	<b>1'47.937</b>	-0.315	151,488
<b>28</b>	G. <b>VAN STRAALEN</b>	NED	Pata Yamaha Ten Kate Racing	Yamaha YZF R6	16:20'11.642	<b>1'46.900</b>	-1.037	152,958
<b>62</b>	S. <b>MANZI</b>	ITA	Pata Yamaha Ten Kate Racing	Yamaha YZF R6	16:21'42.070	<b>1'45.203</b>	-1.697	155,425

Start 16:05 End 16:48 The results are provisional until the end of the time limit for protests and appeals and the completion of the technical checks.

These data/results cannot be reproduced, stored and/or transmitted in whole or in part by any manner of electronic, mechanical, photocopying, recording, broadcasting or otherwise now known or herein after developed without the previous express consent by the copyright owner, except for reproduction in daily press and regular printed publications on sale to the public within 60 days of the event related to those data/results and always provided that copyright symbol appears together as follows below.

© DORNA WSBK ORGANIZATION Srl 2024

**Pirelli Dutch Round, 19–21 April 2024**  
**Best Sectors & Speed Tissot Superpole**

BEST LAP		
1	62 S. MANZI	Yamaha YZF R6 1'45.203
2	28 G. VAN STRAALEN	Yamaha YZF R6 1'46.193
3	99 A. HUERTAS	Ducati Panigale V2 1'46.251
4	23 M. SCHROETTER	MV Agusta F3 800 RR 1'47.427
5	66 N. TUULI	Ducati Panigale V2 1'47.450
6	7 L. BALDASSARRI	Ducati Panigale V2 1'47.846
7	54 B. SOFUOGLU	MV Agusta F3 800 RR 1'48.252
8	69 T. BOOTH-AMOS	Triumph Street Triple RS 765 1'48.608
9	85 T. SMITS	Yamaha YZF R6 1'48.617
10	53 V. DEBISE	Yamaha YZF R6 1'48.843
11	55 Y. MONTELLA	Ducati Panigale V2 1'48.953
12	68 L. POWER	MV Agusta F3 800 RR 1'49.409
13	71 T. EDWARDS	Ducati Panigale V2 1'49.510
14	9 J. NAVARRO	Triumph Street Triple RS 765 1'49.559
15	3 R. DE ROSA	QJMOTOR SRK 800 RR 1'50.288
16	5 N. ANTONELLI	Ducati Panigale V2 1'50.327
17	17 J. MCPHEE	Triumph Street Triple RS 765 1'50.416
18	22 F. FULIGNI	Ducati Panigale V2 1'50.469
19	51 A. SARMOON	Yamaha YZF R6 1'50.470
20	94 L. MAHIAS	Yamaha YZF R6 1'50.480
21	40 S. CORSI	Ducati Panigale V2 1'50.710
22	19 G. GIANNINI	Kawasaki ZX-6R 1'51.184
23	39 K. KEANKUM	Yamaha YZF R6 1'51.231
24	64 F. CARICASULO	MV Agusta F3 800 RR 1'51.525
25	89 K. BIN PAWI	Honda CBR600RR 1'51.642
26	32 D. BAYLISS	Ducati Panigale V2 1'51.644
27	27 K. TOBA	Honda CBR600RR 1'52.186
28	74 P. BIESIEKIRSKI	Ducati Panigale V2 1'52.278
29	78 H. OKUBO	Kawasaki ZX-6R 1'52.513
30	72 Y. RUIZ	Yamaha YZF R6 1'52.699
31	96 W. VAN WIKSELAAR	Ducati Panigale V2 1'53.310
32	25 M. BRENNER	Kawasaki ZX-6R 1'54.077
33	50 D. VOSTATEK	Triumph Street Triple RS 765 1'59.085
34	61 C. ONCU	Kawasaki ZX-6R

SPEED		
1	99 A. HUERTAS	Ducati Panigale V2 249,4
2	54 B. SOFUOGLU	MV Agusta F3 800 RR 248,8
3	71 T. EDWARDS	Ducati Panigale V2 248,8
4	55 Y. MONTELLA	Ducati Panigale V2 248,3
5	62 S. MANZI	Yamaha YZF R6 247,7
6	69 T. BOOTH-AMOS	Triumph Street Triple RS 765 245,5
7	28 G. VAN STRAALEN	Yamaha YZF R6 244,9
8	78 H. OKUBO	Kawasaki ZX-6R 244,3
9	7 L. BALDASSARRI	Ducati Panigale V2 244,3
10	32 D. BAYLISS	Ducati Panigale V2 243,8
11	66 N. TUULI	Ducati Panigale V2 243,8
12	51 A. SARMOON	Yamaha YZF R6 243,8
13	5 N. ANTONELLI	Ducati Panigale V2 243,8
14	17 J. MCPHEE	Triumph Street Triple RS 765 243,8
15	72 Y. RUIZ	Yamaha YZF R6 243,2
16	53 V. DEBISE	Yamaha YZF R6 243,2
17	64 F. CARICASULO	MV Agusta F3 800 RR 243,2
18	96 W. VAN WIKSELAAR	Ducati Panigale V2 243,2
19	68 L. POWER	MV Agusta F3 800 RR 242,7
20	39 K. KEANKUM	Yamaha YZF R6 242,7
21	74 P. BIESIEKIRSKI	Ducati Panigale V2 242,7
22	25 M. BRENNER	Kawasaki ZX-6R 242,7
23	61 C. ONCU	Kawasaki ZX-6R 242,7
24	22 F. FULIGNI	Ducati Panigale V2 242,2
25	9 J. NAVARRO	Triumph Street Triple RS 765 241,6
26	40 S. CORSI	Ducati Panigale V2 241,1
27	27 K. TOBA	Honda CBR600RR 240,5
28	23 M. SCHROETTER	MV Agusta F3 800 RR 240,5
29	19 G. GIANNINI	Kawasaki ZX-6R 240,0
30	94 L. MAHIAS	Yamaha YZF R6 239,5
31	50 D. VOSTATEK	Triumph Street Triple RS 765 238,9
32	89 K. BIN PAWI	Honda CBR600RR 238,4
33	85 T. SMITS	Yamaha YZF R6 238,4
34	3 R. DE ROSA	QJMOTOR SRK 800 RR 234,3

SEG. 1			SEG. 2			SEG. 3			SEG. 4		
1	66 N. TUULI	35.216	1	99 A. HUERTAS	15.496	1	28 G. VAN STRAALEN	28.940	1	62 S. MANZI	24.062
2	9 J. NAVARRO	35.419	2	28 G. VAN STRAALEN	15.718	2	99 A. HUERTAS	29.214	2	28 G. VAN STRAALEN	24.197
3	62 S. MANZI	35.573	3	62 S. MANZI	15.759	3	62 S. MANZI	29.335	3	66 N. TUULI	24.202
4	28 G. VAN STRAALEN	35.677	4	7 L. BALDASSARRI	15.876	4	23 M. SCHROETTER	29.467	4	23 M. SCHROETTER	24.251
5	85 T. SMITS	35.835	5	66 N. TUULI	15.899	5	66 N. TUULI	29.632	5	99 A. HUERTAS	24.416
6	55 Y. MONTELLA	35.850	6	55 Y. MONTELLA	15.969	6	61 C. ONCU	29.927	6	7 L. BALDASSARRI	24.614
7	40 S. CORSI	35.877	7	54 B. SOFUOGLU	15.987	7	7 L. BALDASSARRI	30.004	7	54 B. SOFUOGLU	24.871
8	64 F. CARICASULO	35.878	8	17 J. MCPHEE	16.013	8	71 T. EDWARDS	30.150	8	85 T. SMITS	24.939
9	51 A. SARMOON	35.921	9	69 T. BOOTH-AMOS	16.143	9	85 T. SMITS	30.236	9	55 Y. MONTELLA	25.005
10	7 L. BALDASSARRI	36.123	10	71 T. EDWARDS	16.228	10	55 Y. MONTELLA	30.364	10	51 A. SARMOON	25.006
11	71 T. EDWARDS	36.134	11	61 C. ONCU	16.242	11	54 B. SOFUOGLU	30.777	11	69 T. BOOTH-AMOS	25.027
12	94 L. MAHIAS	36.153	12	53 V. DEBISE	16.269	12	69 T. BOOTH-AMOS	30.873	12	53 V. DEBISE	25.087
13	5 N. ANTONELLI	36.174	13	85 T. SMITS	16.275	13	17 J. MCPHEE	30.883	13	71 T. EDWARDS	25.161
14	39 K. KEANKUM	36.230	14	23 M. SCHROETTER	16.285	14	51 A. SARMOON	31.024	14	39 K. KEANKUM	25.328
15	53 V. DEBISE	36.335	15	5 N. ANTONELLI	16.408	15	53 V. DEBISE	31.100	15	94 L. MAHIAS	25.417
16	54 B. SOFUOGLU	36.345	16	68 L. POWER	16.424	16	94 L. MAHIAS	31.285	16	19 G. GIANNINI	25.425
17	69 T. BOOTH-AMOS	36.366	17	94 L. MAHIAS	16.460	17	3 R. DE ROSA	31.338	17	9 J. NAVARRO	25.597
18	99 A. HUERTAS	36.452	18	32 D. BAYLISS	16.495	18	39 K. KEANKUM	31.355	18	17 J. MCPHEE	25.623
19	3 R. DE ROSA	36.476	19	22 F. FULIGNI	16.517	19	22 F. FULIGNI	31.364	19	27 K. TOBA	25.649
20	78 H. OKUBO	36.477	20	9 J. NAVARRO	16.519	20	27 K. TOBA	31.373	20	68 L. POWER	25.709
21	74 P. BIESIEKIRSKI	36.486	21	51 A. SARMOON	16.549	21	32 D. BAYLISS	31.544	21	5 N. ANTONELLI	25.809
22	23 M. SCHROETTER	36.537	22	3 R. DE ROSA	16.616	22	9 J. NAVARRO	31.649	22	61 C. ONCU	25.821
23	22 F. FULIGNI	36.557	23	39 K. KEANKUM	16.626	23	25 M. BRENNER	31.684	23	32 D. BAYLISS	25.835
24	27 K. TOBA	36.646	24	19 G. GIANNINI	16.629	24	89 K. BIN PAWI	31.685	24	3 R. DE ROSA	25.858
25	17 J. MCPHEE	36.776	25	74 P. BIESIEKIRSKI	16.726	25	19 G. GIANNINI	31.698	25	89 K. BIN PAWI	25.858
26	68 L. POWER	36.945	26	89 K. BIN PAWI	16.741	26	78 H. OKUBO	31.774	26	72 Y. RUIZ	25.873
27	19 G. GIANNINI	37.073	27	72 Y. RUIZ	16.744	27	5 N. ANTONELLI	31.813	27	22 F. FULIGNI	25.893
28	89 K. BIN PAWI	37.121	28	40 S. CORSI	16.769	28	40 S. CORSI	31.869	28	40 S. CORSI	25.961
29	72 Y. RUIZ	37.187	29	25 M. BRENNER	16.810	29	72 Y. RUIZ	32.069	29	64 F. CARICASULO	25.978
30	96 W. VAN WIKSELAAR	37.314	30	78 H. OKUBO	16.895	30	96 W. VAN WIKSELAAR	32.431	30	25 M. BRENNER	26.282
31	32 D. BAYLISS	37.492	31	64 F. CARICASULO	16.922	31	68 L. POWER	32.542	31	74 P. BIESIEKIRSKI	26.336
32	25 M. BRENNER	37.750	32	96 W. VAN WIKSELAAR	16.929	32	74 P. BIESIEKIRSKI	32.562	32	96 W. VAN WIKSELAAR	26.402
33	50 D. VOSTATEK	39.444	33	27 K. TOBA	17.036	33	64 F. CARICASULO	32.631	33	78 H. OKUBO	26.456
34	61 C. ONCU	39.559	34	50 D. VOSTATEK	17.727	34	50 D. VOSTATEK	32.985	34	50 D. VOSTATEK	27.689

19/04/2024

These data/results cannot be reproduced, stored and/or transmitted in whole or in part by any manner of electronic, mechanical, photocopying, recording, broadcasting or otherwise now known or herein after developed without the previous express consent by the copyright owner, except for reproduction in daily press and regular printed publications on sale to the public within 60 days of the event related to those data/results and always provided that copyright symbol appears together as follows below.

© DORNA WSBK ORGANIZATION Srl 2024

**Pirelli Dutch Round, 19-21 April 2024**  
**Ideal Times Tissot Superspole**

No.	Rider	Nat	Bike	Seg. 1	Seg. 2	Seg. 3	Seg. 4	Ideal Time			
				Diff. 1	Diff. 2	Diff. 3	Diff. 4	Best Lap	Pos.	Diff.	
1	<b>28 G. VAN STRAALEN</b>	NED	Yamaha YZF R6	35.677 +1.553	15.718	<b>28.940</b>	24.197 +0.108	<b>1'44.532</b> 1'46.193	2	1.661	
2	<b>62 S. MANZI</b>	ITA	Yamaha YZF R6	35.573 +0.474	15.759	29.335	<b>24.062</b>	<b>1'44.729</b> 1'45.203	1	0.474	
3	<b>66 N. TUULI</b>	FIN	Ducati Panigale V2	<b>35.216</b>	15.899 +0.321	29.632 +1.418	24.202 +0.762	<b>1'44.949</b> 1'47.450	5	2.501	
4	<b>99 A. HUERTAS</b>	ESP	Ducati Panigale V2	36.452 +0.673	<b>15.496</b>	29.214	24.416	<b>1'45.578</b> 1'46.251	3	0.673	
5	<b>23 M. SCHROETTER</b>	GER	MV Agusta F3 800 RR	36.537 +0.887	16.285	29.467	24.251	<b>1'46.540</b> 1'47.427	4	0.887	
6	<b>7 L. BALDASSARRI</b>	ITA	Ducati Panigale V2	36.123 +1.229	15.876	30.004	24.614	<b>1'46.617</b> 1'47.846	6	1.229	
7	<b>55 Y. MONTELLA</b>	ITA	Ducati Panigale V2	35.850	15.969 +0.391	30.364 +1.374	25.005	<b>1'47.188</b> 1'48.953	11	1.765	
8	<b>85 T. SMITS</b>	NED	Yamaha YZF R6	35.835 +1.100	16.275 +0.232	30.236	24.939	<b>1'47.285</b> 1'48.617	9	1.332	
9	<b>71 T. EDWARDS</b>	AUS	Ducati Panigale V2	36.134 +1.837	16.228	30.150	25.161	<b>1'47.673</b> 1'49.510	13	1.837	
10	<b>54 B. SOFUOGLU</b>	TUR	MV Agusta F3 800 RR	36.345	15.987 +0.210	30.777 +0.062	24.871	<b>1'47.980</b> 1'48.252	7	0.272	
11	<b>69 T. BOOTH-AMOS</b>	GBR	Triumph Street Triple RS 765	36.366	16.143 +0.081	30.873 +0.118	25.027	<b>1'48.409</b> 1'48.608	8	0.199	
12	<b>51 A. SARMOON</b>	THA	Yamaha YZF R6	35.921	16.549 +0.100	31.024 +0.444	25.006 +1.426	<b>1'48.500</b> 1'50.470	19	1.970	
13	<b>53 V. DEBISE</b>	FRA	Yamaha YZF R6	36.335	16.269 +0.023	31.100 +0.029	25.087	<b>1'48.791</b> 1'48.843	10	0.052	
14	<b>9 J. NAVARRO</b>	ESP	Triumph Street Triple RS 765	35.419 +0.060	16.519 +0.177	31.649 +0.138	25.597	<b>1'49.184</b> 1'49.559	14	0.375	
15	<b>17 J. MCPHEE</b>	GBR	Triumph Street Triple RS 765	36.776 +0.566	16.013	30.883 +0.461	25.623 +0.094	<b>1'49.295</b> 1'50.416	17	1.121	
16	<b>94 L. MAHIAS</b>	FRA	Yamaha YZF R6	36.153 +1.165	16.460	31.285	25.417	<b>1'49.315</b> 1'50.480	20	1.165	
17	<b>39 K. KEANKUM</b>	THA	Yamaha YZF R6	36.230 +0.246	16.626 +0.181	31.355 +0.867	25.328 +0.398	<b>1'49.539</b> 1'51.231	23	1.692	
18	<b>5 N. ANTONELLI</b>	ITA	Ducati Panigale V2	36.174	16.408	31.813 +0.123	25.809	<b>1'50.204</b> 1'50.327	16	0.123	
19	<b>3 R. DE ROSA</b>	ITA	QJMOTOR SRK 800 RR	36.476	16.616	31.338	25.858	<b>1'50.288</b> 1'50.288	15		
20	<b>22 F. FULIGNI</b>	ITA	Ducati Panigale V2	36.557	16.517 +0.138	31.364	25.893	<b>1'50.331</b> 1'50.469	18	0.138	
21	<b>40 S. CORSI</b>	ITA	Ducati Panigale V2	35.877	16.769 +0.176	31.869	25.961 +0.058	<b>1'50.476</b> 1'50.710	21	0.234	
22	<b>27 K. TOBA</b>	JPN	Honda CBR600RR	36.646	17.036	31.373 +0.791	25.649 +0.691	<b>1'50.704</b> 1'52.186	27	1.482	
23	<b>19 G. GIANNINI</b>	ITA	Kawasaki ZX-6R	37.073 +0.049	16.629 +0.012	31.698 +0.298	25.425	<b>1'50.825</b> 1'51.184	22	0.359	
24	<b>32 D. BAYLISS</b>	AUS	Ducati Panigale V2	37.492	16.495	31.544 +0.278	25.835	<b>1'51.366</b> 1'51.644	26	0.278	
25	<b>89 K. BIN PAWI</b>	MAS	Honda CBR600RR	37.121	16.741	31.685	25.858 +0.237	<b>1'51.405</b> 1'51.642	25	0.237	
26	<b>64 F. CARICASULO</b>	ITA	MV Agusta F3 800 RR	35.878	16.922 +0.116	32.631	25.978	<b>1'51.409</b> 1'51.525	24	0.116	
27	<b>78 H. OKUBO</b>	JPN	Kawasaki ZX-6R	36.477	16.895 +0.240	31.774 +0.671	26.456	<b>1'51.602</b> 1'52.513	29	0.911	
28	<b>72 Y. RUIZ</b>	ESP	Yamaha YZF R6	37.187 +0.317	16.744 +0.169	32.069 +0.264	25.873 +0.076	<b>1'51.873</b> 1'52.699	30	0.826	
29	<b>74 P. BIESIEKIRSKI</b>	POL	Ducati Panigale V2	36.486	16.726 +0.168	32.562	26.336	<b>1'52.110</b> 1'52.278	28	0.168	
30	<b>25 M. BRENNER</b>	SUI	Kawasaki ZX-6R	37.750 +1.224	16.810	31.684 +0.327	26.282	<b>1'52.526</b> 1'54.077	32	1.551	
31	<b>96 W. VAN WIKSELAAR</b>	NED	Ducati Panigale V2	37.314	16.929 +0.010	32.431 +0.224	26.402	<b>1'53.076</b> 1'53.310	31	0.234	
32	<b>50 D. VOSTATEK</b>	CZE	Triumph Street Triple RS 765	39.444 +1.240	17.727	32.985	27.689	<b>1'57.845</b> 1'59.085	33	1.240	
	<b>61 C. ONCU</b>	TUR	Kawasaki ZX-6R								
	<b>68 L. POWER</b>	AUS	MV Agusta F3 800 RR		One or more sectors missing				1'49.409		
<b>Overall Ideal Time</b>				35.216	15.496	28.940	24.062	<b>1'43.714</b>			

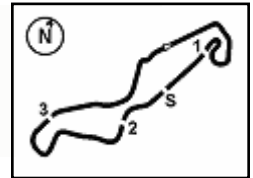
19/04/2024

These data/results cannot be reproduced, stored and/or transmitted in whole or in part by any manner of electronic, mechanical, photocopying, recording, broadcasting or otherwise now known or herein after developed without the previous express consent by the copyright owner, except for reproduction in daily press and regular printed publications on sale to the public within 60 days of the event related to those data/results and always provided that copyright symbol appears together as follows below.

© DORNA WSBK ORGANIZATION Srl 2024

FIGR PERUGIA TIMING





**Pirelli Dutch Round, 19-21 April 2024**  
**Chronological Analysis Tissot Superpole**

1° 62 S. MANZI [1'45.203]							
Lap	Seg.1	Seg.2	Seg.3	Seg.4	Lap Time	km/h	Local Time
1		17.476	32.036	26.322		226,9	
2	37.357	16.479	31.359	25.646	1'50.841	243,8	16:09'52.005
3	39.004	16.587	31.696	35.054	2'02.341P	241,6	16:11'54.346
4	5'01.732	17.044	30.411	25.397	6'14.584P	242,2	16:18'08.930
5	37.200	15.999	29.711	25.027	1'47.937	246,6	16:19'56.867
6	36.047	<b>15.759</b>	<b>29.335</b>	<b>24.062</b>	<b>1'45.203</b>	<b>247,7</b>	16:21'42.070
7	<b>35.573</b>	15.966	32.549	37.311	2'01.399P	246,0	16:23'43.469
8	21'06.923	19.264	34.274	27.766	22'28.227P	193,2	16:46'11.696

2° 28 G. VAN STRAALEN [1'46.193]							
Lap	Seg.1	Seg.2	Seg.3	Seg.4	Lap Time	km/h	Local Time
1		17.530	32.926	26.817		236,8	
2	37.741	16.842	32.132	34.612	2'01.327P	238,4	16:09'11.356
3	7'59.483	17.448	31.033	25.422	9'13.386CP	231,8	16:18'24.742
4	37.517	15.953	29.233	<b>24.197</b>	1'46.900	243,2	16:20'11.642
5	37.230	<b>15.718</b>	<b>28.940</b>	<b>24.305</b>	<b>1'46.193</b>	<b>244,9</b>	16:21'57.835
6	<b>35.677</b>	15.899	31.609	35.769	1'58.954P	242,7	16:23'56.789
7	21'01.894	18.608	35.482	27.304	22'23.288P	238,4	16:46'20.077

3° 99 A. HUERTAS [1'46.251]							
Lap	Seg.1	Seg.2	Seg.3	Seg.4	Lap Time	km/h	Local Time
1		17.794	31.660	25.982		232,3	
2	37.423	16.530	31.393	25.145	1'50.491	248,3	16:08'49.773
3	36.848	16.293	31.349	25.387	1'49.877	248,8	16:10'39.650
4	<b>36.452</b>	16.167	31.733	34.004	1'58.356P	248,8	16:12'38.006
5	6'40.898	16.789	29.958	24.517	7'52.162P	246,0	16:20'30.168
6	37.125	<b>15.496</b>	<b>29.214</b>	<b>24.416</b>	<b>1'46.251</b>	<b>249,4</b>	16:22'16.419
7	40.542	19.051	37.113	36.389	2'13.095CP	214,3	16:24'29.514
8	13'47.510	17.291	34.278	28.036	15'07.115P	246,0	16:39'36.629
9	37.698	17.599	33.988	26.140	1'55.425	235,3	16:41'32.054
10	37.291	17.100	33.111	26.473	1'53.975	248,3	16:43'26.029
11	37.052	16.803	32.828	26.125	1'52.808	247,1	16:45'18.837

4° 23 M. SCHROETTER [1'47.427]							
Lap	Seg.1	Seg.2	Seg.3	Seg.4	Lap Time	km/h	Local Time
1		17.512	32.335	26.944		226,4	
2	38.602	16.855	31.244	26.215	1'52.916	234,8	16:10'27.050
3	37.887	16.612	31.235	33.859	1'59.593P	234,8	16:12'26.643
4	6'17.128	17.102	30.489	25.433	7'30.152P	230,3	16:19'56.795
5	37.424	<b>16.285</b>	<b>29.467</b>	<b>24.251</b>	<b>1'47.427</b>	<b>236,3</b>	16:21'44.222
6	<b>36.537</b>	16.628	33.540	35.514	2'02.219P	235,3	16:23'46.441
7	10'29.730	18.341	35.612	28.608	11'52.291P	234,8	16:35'38.732
8	38.652	17.337	33.723	27.413	1'57.125	<b>240,5</b>	16:37'35.857
9	37.527	16.979	32.963	26.652	1'54.121	<b>240,5</b>	16:39'29.978
10	37.180	16.941	32.661	26.946	1'53.728	238,9	16:41'23.706
11	36.836	17.027	32.255	26.802	1'52.920	240,0	16:43'16.626
12	37.480	16.835	32.411	26.912	1'53.638	240,0	16:45'10.264

5° 66 N. TUULI [1'47.450]							
Lap	Seg.1	Seg.2	Seg.3	Seg.4	Lap Time	km/h	Local Time
1		16.621	32.223	26.255		239,5	
2	36.939	16.371	31.671	25.547	1'50.528	242,7	16:09'52.568
3	38.022	16.457	31.891	34.590	2'00.960P	241,6	16:11'53.528
4	5'11.524	17.306	31.271	25.333	6'25.434CP	233,3	16:18'18.962
5	41.665	16.762	29.976	24.921	1'53.324	234,3	16:20'12.286
6	42.144	16.042	<b>29.632</b>	<b>24.202</b>	1'52.020	241,6	16:22'04.306
7	35.587	<b>15.899</b>	32.237	25.851	1'49.574	<b>243,8</b>	16:23'53.880
8	42.376	19.466	39.307	37.197	2'18.346P	225,0	16:26'12.226
9	8'06.089	17.593	34.493	28.361	9'26.536P	235,8	16:35'38.762
10	38.080	16.917	33.145	26.663	1'54.805	240,0	16:37'33.567

11	36.822	16.672	32.427	25.866	1'51.787	240,5	16:39'25.354
12	36.397	17.151	33.964	25.922	1'53.434	242,7	16:41'18.788
13	35.970	16.657	31.743	25.610	1'49.980	241,1	16:43'08.768
14	35.645	16.378	31.420	25.066	1'48.509	241,1	16:44'57.277
15	<b>35.216</b>	16.220	31.050	24.964	<b>1'47.450</b>	242,2	16:46'44.727

6° 7 L. BALDASSARRI [1'47.846]							
Lap	Seg.1	Seg.2	Seg.3	Seg.4	Lap Time	km/h	Local Time
1						232,8	
2	37.149	16.652	31.272	25.650	1'50.723	241,6	16:08'51.437
3	36.342	16.400	31.049	25.304	1'49.095	242,2	16:10'40.532
4	36.690	16.744	32.872	34.841	2'01.147P	238,4	16:12'41.679
5	6'02.129	17.433	31.293	25.563	7'16.418P	225,9	16:19'58.097
6	37.352	<b>15.876</b>	<b>30.004</b>	<b>24.614</b>	<b>1'47.846</b>	243,8	16:21'45.943
7	<b>36.123</b>	16.169	33.817	35.797	2'01.906P	<b>244,3</b>	16:23'47.849
8	13'10.555	18.471	36.030	29.352	14'34.408P	229,8	16:38'22.257
9					1'58.848		16:40'21.105
10			34.019	27.143	1'57.375		16:42'18.480
11				26.769	1'55.331		16:44'13.811
12	37.423				1'56.083		16:46'09.894

7° 54 B. SOFUOGLU [1'48.252]							
Lap	Seg.1	Seg.2	Seg.3	Seg.4	Lap Time	km/h	Local Time
1		17.519	32.881	26.938		241,6	
2	38.280	16.741	31.584	26.001	1'52.606	247,1	16:09'05.238
3	37.365	16.422	31.387	26.091	1'51.265	<b>248,8</b>	16:10'56.503
4	36.480	16.262	31.232	25.278	1'49.252	<b>248,8</b>	16:12'45.755
5	37.030	16.085	30.852	25.203	1'49.170	247,7	16:14'34.925
6	36.988	<b>15.987</b>	<b>30.777</b>	25.108	1'48.860	247,7	16:16'23.785
7	<b>36.345</b>	16.197	30.839	<b>24.871</b>	<b>1'48.252</b>	248,3	16:18'12.037
8	40.944	16.254	31.228	25.385	1'53.811	246,0	16:20'05.848
9	36.867	16.362	31.112	24.923	1'49.264	247,7	16:21'55.112
10	41.631	18.204	34.924	38.492	2'13.251P	231,3	16:24'08.363
11	19'58.893	18.819	49.262	29.697	21'36.671P	235,3	16:45'45.034

8° 69 T. BOOTH-AMOS [1'48.608]							
Lap	Seg.1	Seg.2	Seg.3	Seg.4	Lap Time	km/h	Local Time
1		17.290	31.252	26.819		235,3	
2	37.578	17.905	30.922	34.141	2'00.546P	240,0	16:09'58.439
3	53.456	16.336	31.685	25.610	2'07.087P	<b>245,5</b>	16:12'05.526
4	36.610	<b>16.143</b>	<b>30.873</b>	25.904	1'49.530	243,2	16:13'55.056
5	<b>36.366</b>	16.224	30.991	<b>25.027</b>	<b>1'48.608</b>	243,2	16:15'43.664
6	37.789	16.690	31.296	33.864	1'59.639P	242,2	16:17'43.303

9° 85 T. SMITS [1'48.617]							
Lap	Seg.1	Seg.2	Seg.3	Seg.4	Lap Time	km/h	Local Time
1		17.558	35.125	28.002		233,3	
2	38.038	16.797	32.119	26.189	1'53.143	235,8	16:09'38.992
3	37.119	16.507	31.667	25.916	1'51.209	235,8	16:11'30.201
4	37.514	17.458	33.670	34.762	2'03.404P	228,8	16:13'33.605
5	4'32.268	16.837	31.172	25.486	5'45.763P	237,4	16:19'19.368
6	36.935	16.507	<b>30.236</b>	<b>24.939</b>	<b>1'48.617</b>	<b>238,4</b>	16:21'07.985
7	<b>35.835</b>	<b>16.275</b>	31.665	26.743	1'50.518	237,4	16:22'58.503
8	40.076	18.904	37.963	38.350	2'15.293P	229,3	16:25'13.796
9					22'07.480P		16:47'21.276

10° 53 V. DEBISE [1'48.843]							
Lap	Seg.1	Seg.2	Seg.3	Seg.4	Lap Time	km/h	Local Time
1		17.431	32.011	26.782		237,4	
2	37.417	16.781	<b>31.100</b>	25.925	1'51.223	242,2	16:08'47.220
3	36.894	16.486	31.123	25.115	1'49.618	239,5	16:10'36.838
4	<b>36.335</b>	16.292	31.129	<b>25.087</b>	<b>1'48.843</b>	242,7	16:12'25.681

19/04/2024 P = Pits In/Out - C = Lap Time Cancelled

These data/results cannot be reproduced, stored and/or transmitted in whole or in part by any manner of electronic, mechanical, photocopying, recording, broadcasting or otherwise now known or herein after developed without the previous express consent by the copyright owner, except for reproduction in daily press and regular printed publications on sale to the public within 60 days of the event related to those data/results and always provided that copyright symbol appears together as follows below.

© DORNA WSBK ORGANIZATION Srl 2024



**Pirelli Dutch Round, 19-21 April 2024**  
**Chronological Analysis Tissot Superpole**

2 / 4

5	36.456	<b>16.269</b>	31.112	25.281	1'49.118	<b>243,2</b>	16:14'14.799	5	37.459	<b>16.519</b>	<b>31.649</b>	26.267	1'51.894	240,5	16:16'12.131
6	36.472	16.335	31.366	33.172	1'57.345P	<b>243,2</b>	16:16'12.144	6	36.931	16.533	31.661	25.924	1'51.049	<b>241,6</b>	16:18'03.180
7	16'58.668	19.147	37.572	29.510	18'24.897P	235,3	16:34'37.041	7	37.827	17.009	32.146	35.963	2'02.945P	237,9	16:20'06.125
8	39.525	17.792	34.766	28.519	2'00.602	235,3	16:36'37.643	8	10'44.644	18.391	36.017	29.363	12'08.415P	236,3	16:32'14.540
9	38.393	17.497	33.429	27.221	1'56.540	238,4	16:38'34.183	9	38.826	17.346	34.776	28.030	1'58.978	238,9	16:34'13.518
10	37.408	17.338	33.122	26.928	1'54.796	236,8	16:40'28.979	10	37.561	18.067	34.533	27.786	1'57.947	234,8	16:36'11.465
11	37.022	17.330	32.490	26.585	1'53.427	240,5	16:42'22.406	11	37.285	17.120	33.528	27.163	1'55.096	238,9	16:38'06.561
12	36.574	17.040	32.186	26.233	1'52.033	240,0	16:44'14.439	12	36.673	16.982	32.660	26.678	1'52.993	238,9	16:39'59.554
13	36.477	16.857	32.244	26.365	1'51.943	240,0	16:46'06.382	13	36.119	17.028	32.292	26.046	1'51.485	238,9	16:41'51.039
								14	<b>35.419</b>	16.704	31.953	25.935	1'50.011	240,5	16:43'41.050
								15	35.479	16.696	31.787	<b>25.597</b>	<b>1'49.559</b>	240,5	16:45'30.609

11° 55 Y. MONTELLA [1'48.953]							
Lap	Seg1	Seg2	Seg3	Seg4	Lap Time	km/h	Local Time
1		16.637	31.523	34.130		243,8	
2	11'42.727	16.512	<b>30.364</b>	25.042	12'54.645P	244,9	16:21'13.104
3	37.441	<b>15.969</b>	33.159	35.418	2'01.987P	247,1	16:23'15.091
4	3'54.527	16.938	34.027	27.100	5'12.592P	246,6	16:28'27.683
5	37.677	16.752	33.020	26.302	1'53.751	246,0	16:30'21.434
6	37.239	16.472	33.093	26.391	1'53.195	246,0	16:32'14.629
7	37.001	16.581	32.587	26.366	1'52.535	243,8	16:34'07.164
8	36.699	16.547	32.805	26.002	1'52.053	244,3	16:35'59.217
9	36.543	16.258	32.260	25.716	1'50.777	247,7	16:37'49.994
10	36.182	16.281	32.293	25.606	1'50.362	247,1	16:39'40.356
11	36.234	16.462	32.123	25.319	1'50.138	247,1	16:41'30.494
12	35.855	16.414	31.965	25.276	1'49.510	247,7	16:43'20.004
13	<b>35.850</b>	16.360	31.738	<b>25.005</b>	<b>1'48.953</b>	<b>248,3</b>	16:45'08.957

15° 3 R. DE ROSA [1'50.288]							
Lap	Seg1	Seg2	Seg3	Seg4	Lap Time	km/h	Local Time
1		18.436	32.811	27.882		215,1	
2	40.051	17.906	32.797	26.415	1'57.169	229,8	16:09'54.005
3	37.634	17.017	31.502	26.222	1'52.375	<b>234,3</b>	16:11'46.380
4	39.730	17.212	33.442	37.098	2'07.482P	230,3	16:13'53.862
5	3'26.673	17.034	31.944	26.340	4'41.991CP	233,8	16:18'35.853
6	<b>36.476</b>	<b>16.616</b>	<b>31.338</b>	<b>25.858</b>	<b>1'50.288</b>	232,8	16:20'26.141
7	37.353	17.071	33.520	34.770	2'02.714P	232,3	16:22'28.855
8	12'56.802	19.308	36.801	30.251	14'23.162P	223,1	16:36'52.017
9	39.470	18.093	34.136	28.474	2'00.173	228,8	16:38'52.190
10	37.865	17.776	34.111	27.836	1'57.588	228,3	16:40'49.778
11	37.082	17.836	33.194	27.173	1'55.285	231,3	16:42'45.063
12	36.635	17.629	32.876	27.011	1'54.151	231,8	16:44'39.214
13	37.232	17.361	32.458	26.598	1'53.649	232,8	16:46'32.863

12° 68 L. POWER [1'49.409]							
Lap	Seg1	Seg2	Seg3	Seg4	Lap Time	km/h	Local Time
1		17.164	32.964	26.520		242,2	
2	37.055	<b>16.424</b>	32.545	<b>25.709</b>	1'51.733	<b>242,7</b>	16:09'36.952
3	37.384	16.780	32.613	25.723	1'52.500	241,6	16:11'29.452
4	37.853	20.233	32.930	25.732	1'56.748	151,3	16:13'26.200
5	<b>36.945</b>	16.582	<b>32.542</b>	34.689	2'00.758P	241,6	16:15'26.958
6	17'07.054	18.413	36.418	28.107	18'29.992P	232,8	16:33'56.950
7	38.434	17.473			1'57.199	241,6	16:35'54.149
8					1'53.672		16:37'47.821
9					1'52.395		16:39'40.216
10					1'52.146		16:41'32.362
11					1'50.761		16:43'23.123
12					<b>1'49.409</b>		16:45'12.523

16° 5 N. ANTONELLI [1'50.327]							
Lap	Seg1	Seg2	Seg3	Seg4	Lap Time	km/h	Local Time
1		17.289	33.224	34.260		239,5	
2	42.188	17.022	32.547	27.130	1'58.887	241,1	16:09'24.157
3	38.757	16.734	32.207	26.825	1'54.523	242,7	16:11'18.680
4	38.506	16.626	<b>31.813</b>	34.665	2'01.610P	241,6	16:13'20.290
5	19'39.180	17.873	35.147	28.311	21'00.511P	238,9	16:34'20.801
6	38.104	17.183	33.436	27.100	1'55.823	240,5	16:36'16.624
7	37.253	16.979	33.284	26.975	1'54.491	242,2	16:38'11.115
8	37.344	17.126	32.720	26.567	1'53.757	241,1	16:40'04.872
9	36.581	16.773	32.393	26.292	1'52.039	242,7	16:41'56.911
10	36.307	16.586	32.300	26.496	1'51.689	243,2	16:43'48.600
11	<b>36.174</b>	<b>16.408</b>	31.936	<b>25.809</b>	<b>1'50.327</b>	<b>243,8</b>	16:45'38.927

13° 71 T. EDWARDS [1'49.510]							
Lap	Seg1	Seg2	Seg3	Seg4	Lap Time	km/h	Local Time
1		18.065	32.912	27.502		240,5	
2	38.381	16.694	31.719	26.310	1'53.104	247,1	16:09'01.656
3	38.919	17.300	32.037	36.609	2'04.865P	242,2	16:11'06.521
4	7'43.360	16.964	31.191	25.913	8'57.428P	243,8	16:20'03.949
5	37.971	<b>16.228</b>	<b>30.150</b>	<b>25.161</b>	<b>1'49.510</b>	<b>248,8</b>	16:21'53.459
6	<b>36.134</b>	16.292	33.660	38.491	2'04.577P	248,3	16:23'58.036
7	10'44.012	18.014	34.509	29.119	12'05.654P	241,6	16:36'03.690
8	38.603	17.280	33.295	27.462	1'56.640	244,3	16:38'00.330
9	37.951	17.398	32.505	27.055	1'54.909	225,9	16:39'55.239
10	36.647	17.114	32.050	26.314	1'52.125	245,5	16:41'47.364
11	36.288	17.663	32.129	26.618	1'52.698	239,5	16:43'40.062
12	36.544	17.278	32.069	26.247	1'52.138	228,8	16:45'32.200

17° 17 J. MCPHEE [1'50.416]							
Lap	Seg1	Seg2	Seg3	Seg4	Lap Time	km/h	Local Time
1		17.790	35.154	29.137		225,9	
2	37.270	16.395	31.180	25.846	1'50.691	<b>243,8</b>	16:12'19.613
3	37.342	<b>16.013</b>	31.344	25.717	<b>1'50.416</b>	243,2	16:14'10.029
4	37.900	16.417	31.916	34.575	2'00.808P	238,9	16:16'10.837
5	4'57.876	16.291	<b>30.883</b>	<b>25.623</b>	6'10.673P	241,6	16:22'21.510
6	<b>36.776</b>	16.939	34.886	37.826	2'06.427CP	242,2	16:24'27.937

18° 22 F. FULIGNI [1'50.469]							
Lap	Seg1	Seg2	Seg3	Seg4	Lap Time	km/h	Local Time
1		17.777	34.399	27.837		224,5	
2	38.864	17.257	32.118	26.439	1'54.678	233,3	16:09'40.140
3	37.308	16.765	32.075	26.273	1'52.421	237,9	16:11'32.561
4	36.909	<b>16.517</b>	31.631	26.307	1'51.364	<b>242,2</b>	16:13'23.925
5	<b>36.557</b>	16.655	<b>31.364</b>	<b>25.893</b>	<b>1'50.469</b>	240,5	16:15'14.394
6	36.881	16.820	31.909	37.488	2'03.098P	236,8	16:17'17.492

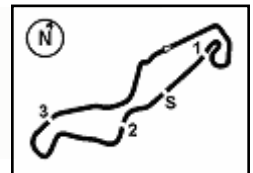
14° 9 J. NAVARRO [1'49.559]							
Lap	Seg1	Seg2	Seg3	Seg4	Lap Time	km/h	Local Time
1		17.563	33.629	28.680		237,4	
2	39.353	17.309	33.018	27.402	1'57.082	235,8	16:09'23.976
3	38.035	17.045	32.605	36.879	2'04.564P	240,5	16:11'28.540
4	1'35.783	17.067	32.321	26.526	2'51.697P	241,1	16:14'20.237

19° 51 A. SARMOON [1'50.470]							
Lap	Seg1	Seg2	Seg3	Seg4	Lap Time	km/h	Local Time

19/04/2024 P = Pits In/Out - C = Lap Time Cancelled

These data/results cannot be reproduced, stored and/or transmitted in whole or in part by any manner of electronic, mechanical, photocopying, recording, broadcasting or otherwise now known or herein after developed without the previous express consent by the copyright owner, except for reproduction in daily press and regular printed publications on sale to the public within 60 days of the event related to those data/results and always provided that copyright symbol appears together as follows below.

© DORNA WSBK ORGANIZATION Srl 2024



TT Circuit Assen 4.542 m

3 / 4

**Pirelli Dutch Round, 19-21 April 2024**  
**Chronological Analysis Tissot Superpole**

1		17.359	32.129	27.075		237.4	
2	37.395	16.780	32.050	25.861	1'52.086	238,9	16:10'27.921
3	37.526	16.901	31.928	26.122	1'52.477	240,0	16:12'20.398
4	37.862	17.041	32.772	35.790	2'03.465P	240,0	16:14'23.863
5	6'46.345	16.805	<b>31.024</b>	<b>25.006</b>	7'59.180P	236,8	16:22'23.043
6	36.119	<b>16.549</b>	33.595	28.360	1'54.623C	<b>243,8</b>	16:24'17.666
7	43.710	20.450	41.474	40.361	2'25.995P	216,4	16:26'43.661
8	9'06.658	17.909	34.385	28.931	10'27.883P	234,8	16:37'11.544
9	36.927	17.092	32.663	26.276	1'52.958	241,1	16:39'04.502
10	36.576	16.739	32.176	26.405	1'51.896	241,1	16:40'56.398
11	37.359	16.757	32.009	26.292	1'52.417	240,5	16:42'48.815
12	<b>35.921</b>	16.649	31.468	26.432	<b>1'50.470</b>	239,5	16:44'39.285
13	36.448	16.693	32.102	25.973	1'51.216	241,6	16:46'30.501

23°		39 K. KEANKUM (1'51.231)						
Lap	Seg1	Seg2	Seg3	Seg4	Lap Time	km/h	Local Time	
1		17.243	35.743	26.535		233,8		
2	38.499	17.042	31.593	26.715	1'53.849	237,9	16:10'28.407	
3	37.357	16.788	32.116	26.005	1'52.266	<b>242,7</b>	16:12'20.673	
4	37.946	16.904	32.739	36.269	2'03.858P	240,5	16:14'24.531	
5	6'45.831	16.952	<b>31.355</b>	<b>25.328</b>	7'59.466P	236,8	16:22'23.997	
6	36.805	17.037	35.498	30.218	1'59.558C	240,0	16:24'23.555	
7	46.313	19.703	41.090	40.632	2'27.738P	224,1	16:26'51.293	
8	8'57.234	18.370	34.782	28.506	10'18.892P	232,8	16:37'10.185	
9	37.288	17.128	33.180	26.241	1'53.837	236,8	16:39'04.022	
10	36.598	16.880	32.296	26.266	1'52.040	238,9	16:40'56.062	
11	36.476	16.807	32.222	25.726	<b>1'51.231</b>	240,0	16:42'47.293	
12	<b>36.230</b>	<b>16.626</b>	32.253	26.448	1'51.557	239,5	16:44'38.850	
13	36.668	16.731	32.185	25.904	1'51.488	240,5	16:46'30.338	

20°		94 L. MAHIAS (1'50.480)						
Lap	Seg1	Seg2	Seg3	Seg4	Lap Time	km/h	Local Time	
1		17.169	32.149	26.811		235,3		
2	38.023	16.865	32.101	26.221	1'53.210	237,9	16:10'14.249	
3	37.318	<b>16.460</b>	<b>31.285</b>	<b>25.417</b>	<b>1'50.480</b>	<b>239,5</b>	16:12'04.729	
4	39.138	17.000	32.414	34.747	2'03.299P	236,8	16:14'08.028	
5	8'31.841	17.122	34.506	37.754	10'01.223P	235,8	16:24'09.251	
6	8'25.284	18.700	34.771	28.608	9'47.363P	229,8	16:33'56.614	
7	38.483	17.651	35.522	28.471	2'00.127	234,8	16:35'56.741	
8	37.912	17.371	33.759	27.950	1'56.992	234,8	16:37'53.733	
9	37.529	17.292	33.280	27.163	1'55.264	235,3	16:39'48.997	
10	36.961	17.249	32.873	26.926	1'54.009	235,8	16:41'43.006	
11	36.323	16.986	32.320	26.368	1'51.997	236,3	16:43'35.003	
12	<b>36.153</b>	16.962	31.938	26.116	1'51.169	235,3	16:45'26.172	

24°		64 F. CARICASULO (1'51.525)						
Lap	Seg1	Seg2	Seg3	Seg4	Lap Time	km/h	Local Time	
1								
2					1'52.039		16:10'53.546	
3					1'51.897		16:12'45.443	
4					1'51.643		16:14'37.086	
5					2'01.659P		16:16'38.745	
6	7'48.250	21.802	47.703	42.719	9'40.474P	201,9	16:26'19.219	
7	7'33.243	18.112	36.297	28.841	8'56.493P	237,4	16:35'15.712	
8	38.621	17.861	34.960	27.935	1'59.377	238,9	16:37'15.089	
9	37.835	17.214	33.808	27.056	1'55.913	241,1	16:39'11.002	
10	37.221	17.123	33.404	26.717	1'54.465	240,0	16:41'05.467	
11	36.569	17.257	33.108	26.732	1'53.666	242,2	16:42'59.133	
12	36.346	<b>16.922</b>	32.673	26.515	1'52.456	242,7	16:44'51.589	
13	<b>35.878</b>	17.038	<b>32.631</b>	<b>25.978</b>	<b>1'51.525</b>	<b>243,2</b>	16:46'43.114	

21°		40 S. CORSI (1'50.710)						
Lap	Seg1	Seg2	Seg3	Seg4	Lap Time	km/h	Local Time	
1		17.778	33.249	27.313		235,8		
2	38.800	17.184	32.447	27.000	1'55.431	238,4	16:09'15.463	
3	39.241	17.253	32.215	41.086	2'09.795P	236,8	16:11'25.258	
4	8'40.901	18.249	32.010	39.379	10'10.539P	235,3	16:21'35.797	
5	7'20.791	18.836	36.030	28.767	8'44.424P	233,3	16:30'20.221	
6	38.735	17.257	33.220	27.058	1'56.270	239,5	16:32'16.491	
7	37.529	17.207	32.949	26.967	1'54.652	238,4	16:34'11.143	
8	37.180	16.897	32.799	26.592	1'53.468	<b>237,9</b>	16:36'04.611	
9	37.727	17.600	33.650	27.013	1'55.990	<b>241,1</b>	16:38'00.601	
10	37.561	16.963	32.418	26.302	1'53.244	238,9	16:39'53.845	
11	36.401	16.909	32.334	26.104	1'51.748	238,9	16:41'45.593	
12	36.084	<b>16.769</b>	31.926	<b>25.961</b>	1'50.740	238,9	16:43'36.333	
13	<b>35.877</b>	16.945	<b>31.869</b>	26.019	<b>1'50.710</b>	240,0	16:45'27.003	

25°		89 K. BIN PAWI (1'51.642)						
Lap	Seg1	Seg2	Seg3	Seg4	Lap Time	km/h	Local Time	
1		18.129	35.438	28.626		217,7		
2	38.991	17.411	32.413	26.221	1'55.036	234,8	16:09'28.090	
3	<b>37.121</b>	<b>16.741</b>	<b>31.685</b>	26.095	<b>1'51.642</b>	<b>238,4</b>	16:11'19.732	
4	38.631	16.888	32.563	36.341	2'04.423P	235,8	16:13'24.155	
5	7'47.358	18.535	32.200	<b>25.858</b>	9'03.951P	237,4	16:22'28.106	
6	38.133	17.410	38.156	39.939	2'13.638CP	236,3	16:24'41.744	
7	16'35.239	19.007	35.975	28.399	17'58.620P	227,4	16:42'40.364	
8	39.578	17.783	33.932	27.179	1'58.472	233,3	16:44'38.836	
9	37.975	17.424	32.995	26.934	1'55.328	230,3	16:46'34.164	

22°		19 G. GIANNINI (1'51.184)						
Lap	Seg1	Seg2	Seg3	Seg4	Lap Time	km/h	Local Time	
1		17.661	32.433	26.251		233,3		
2		16.847	<b>31.698</b>	25.683	1'51.301	237,9	16:08'48.338	
3	37.591	16.834	32.939	37.954	2'05.318P	237,4	16:10'53.656	
4	2'22.936	17.121	33.371	26.766	3'40.194P	236,8	16:14'33.850	
5	38.341	<b>16.629</b>	32.260	26.813	1'54.043	<b>240,0</b>	16:16'27.893	
6	37.279	16.908	32.342	25.792	1'52.321C	239,5	16:18'20.214	
7	37.122	16.641	31.996	<b>25.425</b>	<b>1'51.184</b>	238,4	16:20'11.398	
8	37.610	16.634	31.729	36.329	2'02.302P	234,8	16:22'13.700	
9	3'02.578	18.345	35.774	29.616	4'26.313P	228,8	16:26'40.013	
10	40.721	18.518	36.189	29.837	2'05.265	224,1	16:28'45.278	
11	40.200	18.427	36.843	29.751	2'05.221	234,3	16:30'50.499	
12	39.374	18.928	37.739	39.849	2'15.890P	225,5	16:33'06.389	
13	5'08.536	23.809	39.123	39.759	6'51.227P	162,7	16:39'57.616	
14	2'25.033	19.727	36.755	29.571	3'51.086P	218,2	16:43'48.702	
15	39.930	18.116	37.260	28.566	2'03.872	233,3	16:45'52.574	

26°		32 D. BAYLISS (1'51.644)						
Lap	Seg1	Seg2	Seg3	Seg4	Lap Time	km/h	Local Time	
1		18.594	32.912	26.750		231,8		
2	38.835	17.230	<b>31.544</b>	26.376	1'53.985	239,5	16:08'56.481	
3	38.144	16.944	31.775	26.509	1'53.372	242,2	16:10'49.853	
4	38.184	17.111	32.976	28.098	1'56.369	238,9	16:12'46.222	
5	<b>37.492</b>	<b>16.495</b>	31.822	<b>25.835</b>	<b>1'51.644</b>	<b>243,8</b>	16:14'37.866	
6	40.753	16.908	31.786	34.344	2'03.791P	241,6	16:16'41.657	
7	28'06.344	18.891	38.399	28.539	29'32.173P	232,3	16:46'13.830	

27°		27 K. TOBA (1'52.186)						
Lap	Seg1	Seg2	Seg3	Seg4	Lap Time	km/h	Local Time	
1		18.386	34.126	28.383		232,3		
2	39.092	17.517	32.764	26.937	1'56.310	234,8	16:09'29.011	
3	38.262	17.215	32.238	26.646	1'54.361	235,8	16:11'23.372	
4	39.440	17.784	33.573	35.502	2'06.299P	231,3	16:13'29.671	
5	7'42.264	17.204	<b>31.373</b>	<b>25.649</b>	8'56.490P	240,0	16:22'26.161	
6	37.245	17.304	34.866	29.140	1'58.555C	240,0	16:24'24.716	

19/04/2024 P = Pits In/Out - C = Lap Time Cancelled

These data/results cannot be reproduced, stored and/or transmitted in whole or in part by any manner of electronic, mechanical, photocopying, recording, broadcasting or otherwise now known or herein after developed without the previous express consent by the copyright owner, except for reproduction in daily press and regular printed publications on sale to the public within 60 days of the event related to those data/results and always provided that copyright symbol appears together as follows below.

© DORNA WSBK ORGANIZATION Srl 2024



**Pirelli Dutch Round, 19-21 April 2024**  
**Chronological Analysis Tissot Superpole**

7	54.208	24.499	53.724	45.972	2'58.403P	175,6	16:27'23.119	9	6'25.556	18.998	36.519	29.124	7'50.197P	223,1	16:32'59.438
8	7'27.456	18.856	35.408	28.738	8'50.458P	229,3	16:36'13.577	10	39.885	17.704	34.712	28.489	2'00.790	236,3	16:35'00.228
9	39.115	17.656	33.402	27.584	1'57.757	235,3	16:38'11.334	11	40.403	18.446	34.742	27.869	2'01.460	218,2	16:37'01.688
10	37.945	17.266	33.321	27.161	1'55.693	238,9	16:40'07.027	12	38.566	17.327	34.209	27.284	1'57.386	242,2	16:38'59.074
11	36.975	17.218	32.286	26.521	1'53.000	240,0	16:42'00.027	13	38.524	17.318	33.496	27.360	1'56.698	239,5	16:40'55.772
12	37.017	17.224	32.840	26.632	1'53.713	237,9	16:43'53.740	14	38.116	17.604	33.430	26.931	1'56.081	222,2	16:42'51.853
13	<b>36.646</b>	<b>17.036</b>	32.164	26.340	<b>1'52.186</b>	<b>240,5</b>	16:45'45.926	15	37.795	17.116	33.415	27.059	1'55.385	241,6	16:44'47.238
								16	<b>37.314</b>	16.939	32.655	<b>26.402</b>	<b>1'53.310</b>	242,7	16:46'40.548

28° 74 P. BIESIEKIRSKI (1'52.278)							
Lap	Seg.1	Seg.2	Seg.3	Seg.4	Lap Time	km/h	Local Time
1		18.330	33.618	40.040		220,4	
2	2'40.609	17.447	33.178	27.310	3'58.544P	240,0	16:11'57.790
3	41.320	16.880	33.065	35.655	2'06.920P	<b>242,7</b>	16:14'04.710
4	11'37.705	17.770	35.352	28.667	12'59.494P	228,8	16:27'04.204
5	39.616	17.438	34.695	28.161	1'59.910	238,9	16:29'04.114
6	38.407	17.310	34.326	27.773	1'57.816	240,0	16:31'01.930
7	38.129	17.128	33.838	27.800	1'56.895	242,2	16:32'58.825
8	37.984	17.060	33.780	27.351	1'56.175	241,1	16:34'55.000
9	37.648	17.101	33.263	27.977	1'55.989	240,0	16:36'50.989
10	37.507	16.818	33.085	27.030	1'54.440	<b>242,7</b>	16:38'45.429
11	37.354	16.771	32.816	26.592	1'53.533	<b>240,5</b>	16:40'38.962
12	36.948	17.080	32.767	26.616	1'53.411	241,6	16:42'32.373
13	36.883	<b>16.726</b>	32.600	26.477	1'52.686	242,2	16:44'25.059
14	<b>36.486</b>	16.894	<b>32.562</b>	<b>26.336</b>	<b>1'52.278</b>	241,6	16:46'17.337

32° 25 M. BRENNER (1'54.077)							
Lap	Seg.1	Seg.2	Seg.3	Seg.4	Lap Time	km/h	Local Time
1		18.158	33.008	34.925		234,8	
2	1'46.406	18.947	32.602	27.071	3'05.026P	223,1	16:10'23.831
3	38.951	17.209	<b>31.684</b>	26.398	1'54.242	239,5	16:12'18.073
4	38.974	<b>16.810</b>	32.011	<b>26.282</b>	<b>1'54.077</b>	<b>242,7</b>	16:14'12.150
5	39.222	16.984	32.074	34.888	2'03.168P	241,6	16:16'15.318
6	6'18.197	18.555	41.243	40.482	7'58.477P	225,9	16:24'13.795
7	7'30.703	19.402	38.439	31.199	8'59.743P	233,8	16:33'13.538
8	41.703	18.530	36.760	29.970	2'06.963	235,3	16:35'20.501
9	39.617	17.935	35.806	28.636	2'01.994	239,5	16:37'22.495
10	39.151	17.890	34.790	27.758	1'58.589	238,9	16:39'22.084
11	38.782	17.918	34.449	27.353	1'58.502	241,1	16:41'20.586
12	<b>37.750</b>	17.587	33.589	27.160	1'56.086	241,1	16:43'16.672
13	37.771	17.337	33.505	26.865	1'55.478	241,6	16:45'12.150

29° 78 H. OKUBO (1'52.513)							
Lap	Seg.1	Seg.2	Seg.3	Seg.4	Lap Time	km/h	Local Time
1		18.677	34.180	28.088		225,5	
2	39.545	17.998	32.724	27.224	1'57.491	235,8	16:09'02.225
3	38.806	17.199	32.065	26.957	1'55.027	<b>244,3</b>	16:10'57.252
4	37.534	17.121	<b>31.774</b>	26.643	1'53.072	240,5	16:12'50.324
5	38.768	17.519	33.799	38.156	2'08.242P	240,5	16:14'58.566
6	7'20.163	<b>16.895</b>	34.558	40.938	8'52.554P	238,9	16:23'51.120
7	7'00.694	18.362	35.711	29.322	8'24.089P	236,8	16:32'15.209
8	39.305	17.754	34.368	28.085	1'59.512	237,9	16:34'14.721
9	38.265	17.786	34.470	28.357	1'58.878	237,4	16:36'13.599
10	38.002	17.597	33.809	27.594	1'57.002	238,9	16:38'10.601
11	37.658	17.811	33.656	27.496	1'56.621	239,5	16:40'07.222
12	37.456	17.427	32.799	26.682	1'54.364	240,5	16:42'01.586
13	36.735	17.207	32.420	26.697	1'53.059	240,0	16:43'54.645
14	<b>36.477</b>	17.135	32.445	<b>26.456</b>	<b>1'52.513</b>	241,6	16:45'47.158

33° 50 O. VOSTATEK (1'59.085)							
Lap	Seg.1	Seg.2	Seg.3	Seg.4	Lap Time	km/h	Local Time
1		18.832	34.080	28.934		234,8	
2	40.684	<b>17.727</b>	<b>32.985</b>	<b>27.689</b>	<b>1'59.085</b>	<b>238,9</b>	16:09'03.918
3	44.892	18.656	34.541	37.685	2'15.774P	231,8	16:11'19.692
4	10'34.031	17.928	36.789	46.686	12'15.434P	230,8	16:23'35.126
5	7'45.043	19.268	38.934	31.703	9'14.948P	233,8	16:32'50.074
6	42.304	19.141	37.429	30.463	2'09.337	232,8	16:34'59.411
7	41.037	18.761	37.113	30.302	2'07.213	233,3	16:37'06.624
8	46.179	18.784	36.844	30.800	2'12.607	226,4	16:39'19.231
9	40.776	18.741	36.005	30.486	2'06.008	226,4	16:41'25.239
10	<b>39.444</b>	18.266	35.443	29.312	2'02.465	235,8	16:43'27.704
11	44.247	18.580	37.990	29.822	2'10.639	232,8	16:45'38.343

34° 61 C. ONCU							
Lap	Seg.1	Seg.2	Seg.3	Seg.4	Lap Time	km/h	Local Time
1		17.487	33.071	34.678		238,9	
2	7'50.713	16.759	<b>29.927</b>	<b>25.821</b>	9'03.220P	241,1	16:16'15.363
3	<b>39.559</b>	<b>16.242</b>			22'13.434P	<b>242,7</b>	16:38'28.797

30° 72 Y. RUIZ (1'52.699)							
Lap	Seg.1	Seg.2	Seg.3	Seg.4	Lap Time	km/h	Local Time
1		17.714	33.240	27.068		236,8	
2	37.456	17.077	32.499	26.636	1'53.668	240,0	16:09'02.322
3	37.504	16.913	32.333	25.949	<b>1'52.699</b>	241,6	16:10'55.021
4	<b>37.187</b>	16.904	32.581	34.454	2'01.126P	240,0	16:12'56.147
5	5'50.794	18.080	33.983	26.840	7'09.697P	238,4	16:20'05.844
6	38.961	<b>16.744</b>	<b>32.069</b>	<b>25.873</b>	1'53.647	<b>243,2</b>	16:21'59.491
7	43.541	18.607				229,8	

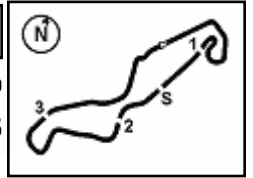
31° 96 W. VAN WIKSELAAR (1'53.310)							
Lap	Seg.1	Seg.2	Seg.3	Seg.4	Lap Time	km/h	Local Time
1		17.485	32.963	26.789		234,8	
2	39.024	<b>16.929</b>	32.617	27.489	1'56.059	238,9	16:09'58.558
3	38.784	17.205	32.819	27.629	1'56.437	241,1	16:11'54.995
4	38.769	17.065	32.794	27.143	1'55.771	241,1	16:13'50.766
5	38.523	17.149	32.634	27.308	1'55.614	242,2	16:15'46.380
6	38.670	17.001	<b>32.431</b>	35.493	2'03.595P	<b>243,2</b>	16:17'49.975
7	3'41.824	17.150	33.441	26.995	4'59.410P	239,5	16:22'49.385
8	41.757	19.213	39.299	39.587	2'19.856P	212,6	16:25'09.241

19/04/2024 P = Pits In/Out - C = Lap Time Cancelled

These data/results cannot be reproduced, stored and/or transmitted in whole or in part by any manner of electronic, mechanical, photocopying, recording, broadcasting or otherwise now known or herein after developed without the previous express consent by the copyright owner, except for reproduction in daily press and regular printed publications on sale to the public within 60 days of the event related to those data/results and always provided that copyright symbol appears together as follows below.

© DORNA WSBK ORGANIZATION Srl 2024





**Pirelli Dutch Round, 19–21 April 2024**  
**Best Laps & Speeds**

No.	Rider Bike	Nat	Best Lap		FP		SP												
			LL	SPD	LL	SPD	LL	SPD											
1	<b>61 C. ONCU</b> Kawasaki ZX-6R	TUR	<b>1'44.919</b> 11 242,7		<b>1'44.919</b> 9 242,2		2	<b>242,7</b>											
2	<b>62 S. MANZI</b> Yamaha YZF R6	ITA	<b>1'45.203</b> 17 247,7		1'52.840 10 242,2		7	<b>247,7</b>											
3	<b>28 G. VAN STRAALLEN</b> Yamaha YZF R6	NED	<b>1'46.193</b> 15 244,9		1'51.534 9 238,9		6	<b>244,9</b>											
4	<b>99 A. HUERTAS</b> Ducati Panigale V2	ESP	<b>1'46.251</b> 17 249,4		1'55.552 7 244,3		10	<b>249,4</b>											
5	<b>66 N. TUULI</b> Ducati Panigale V2	FIN	<b>1'46.355</b> 26 243,8		<b>1'46.355</b> 12 242,7		14	<b>243,8</b>											
6	<b>23 M. SCHROETTER</b> MV Agusta F3 800 RR	GER	<b>1'47.427</b> 18 240,5		1'54.560 7 <b>240,5</b>		11	<b>240,5</b>											
7	<b>50 O. VOSTATEK</b> Triumph Street Triple RS 765	CZE	<b>1'47.521</b> 18 238,9		<b>1'47.521</b> 8 <b>238,9</b>		10	<b>238,9</b>											
8	<b>32 O. BAYLISS</b> Ducati Panigale V2	AUS	<b>1'47.810</b> 17 243,8		<b>1'47.810</b> 11 242,2		6	<b>243,8</b>											
9	<b>7 L. BALDASSARRI</b> Ducati Panigale V2	ITA	<b>1'47.846</b> 19 247,1		1'55.549 8 <b>247,1</b>		11	<b>244,3</b>											
10	<b>54 B. SOFUOGLU</b> MV Agusta F3 800 RR	TUR	<b>1'48.252</b> 16 248,8		1'55.856 6 243,2		10	<b>248,8</b>											
11	<b>69 T. BOOTH-AMOS</b> Triumph Street Triple RS 765	GBR	<b>1'48.608</b> 9 245,5		1'53.273 4 235,8		5	<b>245,5</b>											
12	<b>85 T. SMITS</b> Yamaha YZF R6	NED	<b>1'48.617</b> 16 238,4		1'51.976 8 233,8		8	<b>238,4</b>											
13	<b>53 V. DEBISE</b> Yamaha YZF R6	FRA	<b>1'48.843</b> 20 243,2		1'56.143 8 238,9		12	<b>243,2</b>											
14	<b>55 Y. MONTELLA</b> Ducati Panigale V2	ITA	<b>1'48.953</b> 19 248,3		1'53.330 7 244,9		12	<b>248,3</b>											
15	<b>68 L. POWER</b> MV Agusta F3 800 RR	AUS	<b>1'49.409</b> 20 242,7		1'53.236 9 241,1		11	<b>242,7</b>											
16	<b>71 T. EDWARDS</b> Ducati Panigale V2	AUS	<b>1'49.488</b> 21 248,8		<b>1'49.488</b> 10 245,5		11	<b>248,8</b>											
17	<b>9 J. NAVARRO</b> Triumph Street Triple RS 765	ESP	<b>1'49.559</b> 18 241,6		2'04.724 4 231,8		14	<b>241,6</b>											
18	<b>3 R. DE ROSA</b> QJMOTOR SRK 800 RR	ITA	<b>1'50.288</b> 22 234,3		1'51.580 10 230,8		12	<b>234,3</b>											
19	<b>5 N. ANTONELLI</b> Ducati Panigale V2	ITA	<b>1'50.327</b> 17 243,8		1'53.701 7 241,1		10	<b>243,8</b>											
20	<b>17 J. MCPHEE</b> Triumph Street Triple RS 765	GBR	<b>1'50.416</b> 13 243,8		1'52.398 8 239,5		5	<b>243,8</b>											
21	<b>22 F. FULIGNI</b> Ducati Panigale V2	ITA	<b>1'50.469</b> 11 242,2		2'00.004 6 234,8		5	<b>242,2</b>											
22	<b>51 A. SARMOON</b> Yamaha YZF R6	THA	<b>1'50.470</b> 20 243,8		1'51.663 8 236,8		12	<b>243,8</b>											
23	<b>94 L. MAHIAS</b> Yamaha YZF R6	FRA	<b>1'50.480</b> 17 239,5		1'55.033 6 234,3		11	<b>239,5</b>											
24	<b>40 S. CORSI</b> Ducati Panigale V2	ITA	<b>1'50.710</b> 19 241,1		1'56.376 7 234,3		12	<b>241,1</b>											
25	<b>19 G. GIANNINI</b> Kawasaki ZX-6R	ITA	<b>1'51.184</b> 32 240,0		1'52.861 18 238,9		14	<b>240,0</b>											

19/04/2024

These data/results cannot be reproduced, stored and/or transmitted in whole or in part by any manner of electronic, mechanical, photocopying, recording, broadcasting or otherwise now known or herein after developed without the previous express consent by the copyright owner, except for reproduction in daily press and regular printed publications on sale to the public within 60 days of the event related to those data/results and always provided that copyright symbol appears together as follows below.

© DORNA WSBK ORGANIZATION Srl 2024

FICR PERUGIA TIMING



**Pirelli Dutch Round, 19–21 April 2024**  
**Best Laps & Speeds**

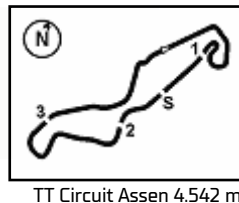
2 / 2

No.	Rider	Nat	Best Lap		FP		SP								
			LL	SPD	LL	SPD	LL	SPD							
26	<b>39 K. KEANKUM</b> Yamaha YZF R6	THA	<b>1'51.231</b> 20	<b>242,7</b>	1'52.174 8	239,5	<b>1'51.231</b> 12	<b>242,7</b>							
27	<b>64 F. CARICASULO</b> MV Agusta F3 800 RR	ITA	<b>1'51.525</b> 19	<b>243,2</b>	1'54.255 7	237,9	<b>1'51.525</b> 12	<b>243,2</b>							
28	<b>89 K. BIN PAWI</b> Honda CBR600RR	MAS	<b>1'51.642</b> 18	<b>238,4</b>	1'57.014 10	235,8	<b>1'51.642</b> 8	<b>238,4</b>							
29	<b>27 K. TOBA</b> Honda CBR600RR	JPN	<b>1'52.186</b> 24	<b>240,5</b>	1'54.180 12	238,9	<b>1'52.186</b> 12	<b>240,5</b>							
30	<b>74 P. BIESIEKIRSKI</b> Ducati Panigale V2	POL	<b>1'52.278</b> 20	<b>242,7</b>	2'02.015 7	237,9	<b>1'52.278</b> 13	<b>242,7</b>							
31	<b>78 H. OKUBO</b> Kawasaki ZX-6R	JPN	<b>1'52.513</b> 15	<b>244,3</b>	1'59.575 2	235,8	<b>1'52.513</b> 13	<b>244,3</b>							
32	<b>72 Y. RUIZ</b> Yamaha YZF R6	ESP	<b>1'52.699</b> 12	<b>243,2</b>	1'58.337 7	238,4	<b>1'52.699</b> 5	<b>243,2</b>							
33	<b>96 W. VAN WIKSELAAR</b> Ducati Panigale V2	NED	<b>1'53.310</b> 22	<b>243,2</b>	2'05.444 7	234,8	<b>1'53.310</b> 15	<b>243,2</b>							
34	<b>25 M. BRENNER</b> Kawasaki ZX-6R	SUI	<b>1'54.077</b> 16	<b>242,7</b>	2'01.029 4	236,3	<b>1'54.077</b> 12	<b>242,7</b>							

19/04/2024

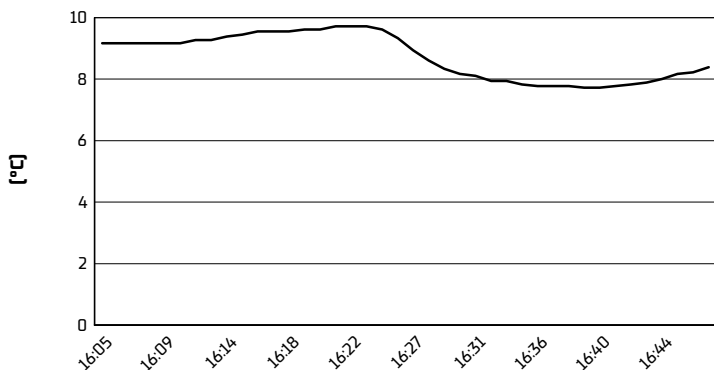
These data/results cannot be reproduced, stored and/or transmitted in whole or in part by any manner of electronic, mechanical, photocopying, recording, broadcasting or otherwise now known or herein after developed without the previous express consent by the copyright owner, except for reproduction in daily press and regular printed publications on sale to the public within 60 days of the event related to those data/results and always provided that copyright symbol appears together as follows below.

© DORNA WSBK ORGANIZATION Srl 2024

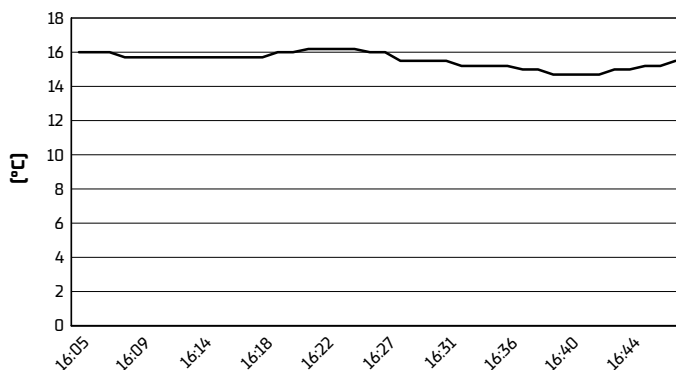


**Pirelli Dutch Round, 19–21 April 2024**  
**Weather Report Tissot Superpole**  
Session started 16:05 - Session ended 16:48

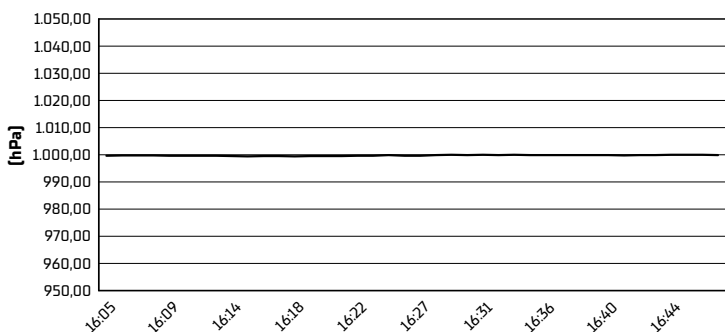
**Air Temperature**



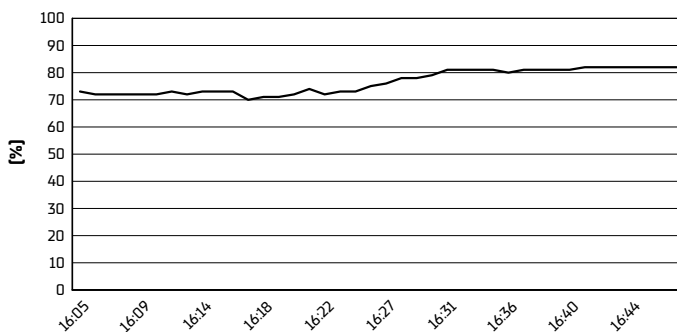
**Track Temperature**



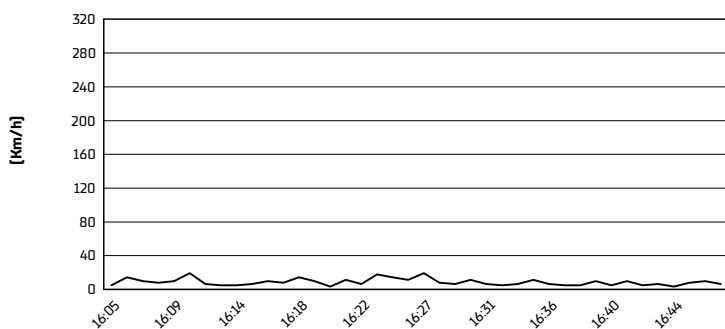
**Air Pressure**



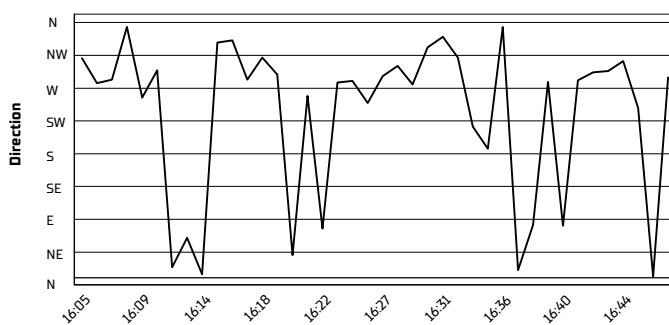
**Humidity**



**Wind Speed**



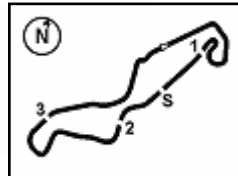
**Wind Direction**



19/04/2024

These data/results cannot be reproduced, stored and/or transmitted in whole or in part by any manner of electronic, mechanical, photocopying, recording, broadcasting or otherwise now known or herein after developed without the previous express consent by the copyright owner, except for reproduction in daily press and regular printed publications on sale to the public within 60 days of the event related to those data/results and always provided that copyright symbol appears together as follows below.

© DORNA WSBK ORGANIZATION Srl 2024



TT Circuit Assen 4.542 m

**Pirelli Dutch Round, 19–21 April 2024**  
**Tissot Superpole Winners**

	2021	2022	2023	2024
<b>01 Phillip Island</b>		Caricasulo (Ita) Duc 1'37.161 [164,7 Km/h]	Manzi (Ita) Yam 1'32.814 [172,4 Km/h]	Huertas (Esp) Duc 1'31.407 [175,1 Km/h]
<b>02 Barcelona</b>	Gonzalez (Esp) Yam 1'44.593 [159,3 Km/h]	Aegerter (Sui) Yam 1'43.983 [160,2 Km/h]	Bulega (Ita) Duc 1'44.243 [159,8 Km/h]	Huertas (Esp) Duc 1'44.197 [159,9 Km/h]
<b>03 Assen</b>	Aegerter (Sui) Yam 1'37.222 [168,2 Km/h]	Aegerter (Sui) Yam 1'36.906 [168,7 Km/h]	Bulega (Ita) Duc 1'36.900 [168,7 Km/h]	Manzi (Ita) Yam 1'45.203 [155,4 Km/h]
<b>04 Misano</b>	Aegerter (Sui) Yam 1'37.726 [149,6 Km/h]	Aegerter (Sui) Yam 1'37.173 [150,4 Km/h]	Bulega (Ita) Duc 1'36.495 [151,5 Km/h]	
<b>05 Donington</b>		Aegerter (Sui) Yam 1'29.961 [160,9 Km/h]	Bulega (Ita) Duc 1'29.323 [162,0 Km/h]	
<b>06 Most</b>	Gonzalez (Esp) Yam 1'35.213 [159,3 Km/h]	Baldassarri (Ita) Yam 1'34.952 [159,7 Km/h]	Bulega (Ita) Duc 1'34.479 [160,5 Km/h]	
<b>07 Portimao</b>	Cluzel (Fra) Yam 1'43.908 [159,1 Km/h]	Aegerter (Sui) Yam 1'43.065 [160,4 Km/h]	Bulega (Ita) Duc 1'42.769 [160,9 Km/h]	
<b>08 Balaton</b>				
<b>09 Magny-Cours</b>	Bernardi (Smr) Yam 1'40.330 [158,3 Km/h]	Caricasulo (Ita) Duc 1'40.565 [157,9 Km/h]	Bulega (Ita) Duc 1'40.074 [158,7 Km/h]	
<b>10 Cremona</b>				
<b>11 Aragon</b>	Cluzel (Fra) Yam 1'52.937 [161,8 Km/h]	Baldassarri (Ita) Yam 1'52.706 [162,2 Km/h]	Bulega (Ita) Duc 1'52.306 [162,7 Km/h]	
<b>12 Jerez</b>	Oettl (Ger) Kaw 1'41.798 [156,4 Km/h]		Bulega (Ita) Duc 1'41.823 [156,4 Km/h]	

**2024**

- 2** A. Huertas  
**1** S. Manzi

**ALL TIMES**

- |                          |                          |                          |
|--------------------------|--------------------------|--------------------------|
| <b>34</b> K. Sofuoglu    | <b>4</b> R. Krummenacher | <b>2</b> N. Tuuli        |
| <b>24</b> J. Cluzel      | <b>4</b> R. Xaus         | <b>2</b> M. van der Mark |
| <b>22</b> S. Charpentier | <b>3</b> S. Cortese      | <b>1</b> L. Bernardi     |
| <b>17</b> B. Parkes      | <b>3</b> K. Curtain      | <b>1</b> K. Coghlan      |
| <b>15</b> K. Muggeridge  | <b>3</b> J. Lascorz      | <b>1</b> C. Davies       |
| <b>14</b> F. Foret       | <b>3</b> I. MacPherson   | <b>1</b> M. Fabrizio     |
| <b>14</b> S. Lowes       | <b>3</b> A. Pitt         | <b>1</b> T. Gradinger    |
| <b>12</b> F. Caricasulo  | <b>3</b> D. Salom        | <b>1</b> C. Jones        |
| <b>11</b> D. Aegerter    | <b>2</b> L. Baldassarri  | <b>1</b> C. Kellner      |
| <b>10</b> N. Bulega      | <b>2</b> P. Bontempi     | <b>1</b> F. Marino       |
| <b>10</b> C. Crutchlow   | <b>2</b> M. Gonzalez     | <b>1</b> M. Meregalli    |
| <b>8</b> L. Mahias       | <b>2</b> V. Guareschi    | <b>1</b> S. Morais       |
| <b>7</b> A. Locatelli    | <b>2</b> A. Huertas      | <b>1</b> P. Oettl        |
| <b>6</b> S. Chambon      | <b>2</b> M. Lagrive      | <b>1</b> C. Perolari     |
| <b>6</b> E. Laverty      | <b>2</b> S. Manzi        | <b>1</b> P. Riba         |
| <b>5</b> P. Casoli       | <b>2</b> M. Pirro        | <b>1</b> S. Sanna        |
| <b>5</b> K. Fujiwara     | <b>2</b> L. Scassa       | <b>1</b> L. Stapleford   |
| <b>5</b> P. Jacobsen     | <b>2</b> K. Smith        | <b>1</b> J. Vd Goorbergh |
| <b>5</b> C. Vermeulen    | <b>2</b> J. Teuchert     | <b>1</b> J. Whitham      |

19/04/2024

These data/results cannot be reproduced, stored and/or transmitted in whole or in part by any manner of electronic, mechanical, photocopying, recording, broadcasting or otherwise now known or herein after developed without the previous express consent by the copyright owner, except for reproduction in daily press and regular printed publications on sale to the public within 60 days of the event related to those data/results and always provided that copyright symbol appears together as follows below.

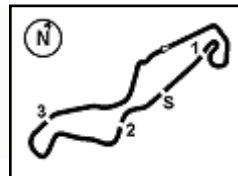
© DORNA WSBK ORGANIZATION Srl 2024

FICR PERUGIA TIMING









TT Circuit Assen 4.542 m

**Pirelli Dutch Round, 19-21 April 2024**

**Provisional Starting Grid - Race 1 (18 Laps x 4,542 km = 81,756 km)**

1	1	<b>62 MANZI S.</b> Yamaha 1'45.203	2	<b>28 VAN STRAALEN G.</b> Yamaha 1'46.193	3	<b>99 HUERTAS A.</b> Ducati 1'46.251
2	4	<b>23 SCHROETTER M.</b> MV Agusta 1'47.427	5	<b>66 TUULI N.</b> Ducati 1'47.450	6	<b>7 BALDASSARRI L.</b> Ducati 1'47.846
3	7	<b>54 SOFUOGLU B.</b> MV Agusta 1'48.252	8	<b>69 BOOTH-AMOS T.</b> Triumph 1'48.608	9	<b>85 SMITS T.</b> Yamaha 1'48.617
4	10	<b>53 DEBISE V.</b> Yamaha 1'48.843	11	<b>55 MONTELLA Y.</b> Ducati 1'48.953	12	<b>68 POWER L.</b> MV Agusta 1'49.409
5	13	<b>71 EDWARDS T.</b> Ducati 1'49.510	14	<b>9 NAVARRO J.</b> Triumph 1'49.559	15	<b>3 DE ROSA R.</b> QJMOTOR 1'50.288
6	16	<b>5 ANTONELLI N.</b> Ducati 1'50.327	17	<b>17 MCPHEE J.</b> Triumph 1'50.416	18	<b>32 BAYLISS O.</b> Ducati 1'51.644
7	19	<b>50 VOSTATEK O.</b> Triumph 1'59.085	20	<b>61 ONCU C.</b> Kawasaki		

N. 32 - 50 - 61 are allowed to start the race according to Art. 115.6 [FPs]

19/04/2024 The Race Director .....

These data/results cannot be reproduced, stored and/or transmitted in whole or in part by any manner of electronic, mechanical, photocopying, recording, broadcasting or otherwise now known or herein after developed without the previous express consent by the copyright owner, except for reproduction in daily press and regular printed publications on sale to the public within 60 days of the event related to those data/results and always provided that copyright symbol appears together as follows below. © DORNA WSBK ORGANIZATION Srl 2024