

Pirelli Dutch Round, 19–21 April 2024
Results Warm Up 1

TT Circuit Assen 4.542 m

1 / 2

| No. | Rider | Nat | Team | Bike | Class | Time | Gap | Rel. | Laps | Speed | |
|--------------------------------------|----------------------------|-----|----------------------------------|------------------------------|-------|-----------------|-------|-------|------|---------|--------------|
| | | | | | | | | | | Avg | Max |
| 1 | 55 Y. MONTELLA | ITA | Barni Spark Racing Team | Ducati Panigale V2 | | 1'47.964 | | | 4 | 151,450 | 251,2 |
| 2 | 51 A. SARMOON | THA | Yamaha Thailand Racing Team | Yamaha YZF R6 | | 1'48.019 | 0.055 | 0.055 | 4 | 151,373 | 248,8 |
| 3 | 66 N. TUULI | FIN | EAB Racing Team | Ducati Panigale V2 | | 1'48.158 | 0.194 | 0.139 | 4 | 151,179 | 245,5 |
| 4 | 28 G. VAN STRAALEN | NED | Pata Yamaha Ten Kate Racing | Yamaha YZF R6 | | 1'48.362 | 0.398 | 0.204 | 4 | 150,894 | 244,9 |
| 5 | 64 F. CARICASULO | ITA | Motozoo ME AIR Racing | MV Agusta F3 800 RR | | 1'48.670 | 0.706 | 0.308 | 5 | 150,467 | 250,0 |
| 6 | 53 V. DEBISE | FRA | Evan Bros. WorldSSP Yamaha Team | Yamaha YZF R6 | | 1'48.976 | 1.012 | 0.306 | 5 | 150,044 | 247,1 |
| 7 | 17 J. MCPHEE | GBR | WRP-RT Motorsport by SKM-Triumph | Triumph Street Triple RS 765 | | 1'49.045 | 1.081 | 0.069 | 5 | 149,949 | 246,6 |
| 8 | 94 L. MAHIAS | FRA | GMT94 Yamaha | Yamaha YZF R6 | | 1'49.186 | 1.222 | 0.141 | 5 | 149,755 | 241,1 |
| 9 | 68 L. POWER | AUS | Motozoo ME AIR Racing | MV Agusta F3 800 RR | * | 1'49.238 | 1.274 | 0.052 | 5 | 149,684 | 247,1 |
| 10 | 99 A. HUERTAS | ESP | Aruba.it Racing WorldSSP Team | Ducati Panigale V2 | | 1'49.296 | 1.332 | 0.058 | 5 | 149,605 | 254,7 |
| 11 | 39 K. KEANKUM | THA | Yamaha Thailand Racing Team | Yamaha YZF R6 | | 1'49.323 | 1.359 | 0.027 | 4 | 149,568 | 244,9 |
| 12 | 71 T. EDWARDS | AUS | D34G Racing WorldSSP Team | Ducati Panigale V2 | * | 1'49.439 | 1.475 | 0.116 | 5 | 149,409 | 250,0 |
| 13 | 85 T. SMITS | NED | Team Apreco | Yamaha YZF R6 | | 1'49.494 | 1.530 | 0.055 | 4 | 149,334 | 243,2 |
| 14 | 62 S. MANZI | ITA | Pata Yamaha Ten Kate Racing | Yamaha YZF R6 | | 1'49.529 | 1.565 | 0.035 | 4 | 149,286 | 246,0 |
| 15 | 69 T. BOOTH-AMOS | GBR | PTR Triumph | Triumph Street Triple RS 765 | | 1'50.416 | 2.452 | 0.887 | 4 | 148,087 | 243,2 |
| 16 | 40 S. CORSI | ITA | Renzi Corse | Ducati Panigale V2 | * | 1'50.479 | 2.515 | 0.063 | 5 | 148,003 | 247,1 |
| 17 | 27 K. TOBA | JPN | PETRONAS MIE Racing Honda | Honda CBR600RR | | 1'50.561 | 2.597 | 0.082 | 5 | 147,893 | 243,8 |
| 18 | 9 J. NAVARRO | ESP | WRP-RT Motorsport by SKM-Triumph | Triumph Street Triple RS 765 | | 1'50.664 | 2.700 | 0.103 | 5 | 147,755 | 243,8 |
| 19 | 19 G. GIANNINI | ITA | Team ProDina Kawasaki | Kawasaki ZX-6R | * | 1'50.695 | 2.731 | 0.031 | 5 | 147,714 | 244,9 |
| 20 | 32 O. BAYLISS | AUS | D34G Racing WorldSSP Team | Ducati Panigale V2 | | 1'51.064 | 3.100 | 0.369 | 5 | 147,223 | 247,7 |
| 21 | 54 B. SOFUOGLU | TUR | MV Agusta Reparto Corse | MV Agusta F3 800 RR | | 1'51.089 | 3.125 | 0.025 | 5 | 147,190 | 251,2 |
| 22 | 74 P. BIESIEKIRSKI | POL | Ecosantagata Althea Racing Team | Ducati Panigale V2 | | 1'51.091 | 3.127 | 0.002 | 5 | 147,187 | 247,7 |
| 23 | 61 C. ONCU | TUR | Kawasaki Puccetti Racing | Kawasaki ZX-6R | | 1'51.246 | 3.282 | 0.155 | 5 | 146,982 | 248,8 |
| 24 | 3 R. DE ROSA | ITA | QJMOTOR Factory Racing | QJMOTOR SRK 800 RR | * | 1'51.883 | 3.919 | 0.637 | 4 | 146,146 | 235,8 |
| 25 | 78 H. OKUBO | JPN | Vince64 Racing Team by Puccetti | Kawasaki ZX-6R | | 1'51.891 | 3.927 | 0.008 | 5 | 146,135 | 244,3 |
| 26 | 25 M. BRENNER | SUI | VIAMO Racing by MTM | Kawasaki ZX-6R | | 1'52.269 | 4.305 | 0.378 | 5 | 145,643 | 246,6 |
| 27 | 23 M. SCHROETTER | GER | MV Agusta Reparto Corse | MV Agusta F3 800 RR | | 1'52.514 | 4.550 | 0.245 | 5 | 145,326 | 251,2 |
| 28 | 89 K. BIN PAWI | MAS | PETRONAS MIE Racing Honda | Honda CBR600RR | | 1'52.564 | 4.600 | 0.050 | 5 | 145,261 | 242,2 |
| 29 | 7 L. BALDASSARRI | ITA | Orelac Racing Verdnature | Ducati Panigale V2 | | 1'52.670 | 4.706 | 0.106 | 4 | 145,125 | 246,0 |
| 30 | 5 N. ANTONELLI | ITA | Ecosantagata Althea Racing Team | Ducati Panigale V2 | | 1'52.716 | 4.752 | 0.046 | 5 | 145,065 | 249,4 |
| ----- Out 105% in this Session ----- | | | | | | | | | | | |
| 31 | 22 F. FULIGNI | ITA | Orelac Racing Verdnature | Ducati Panigale V2 | * | 1'53.432 | 5.468 | 0.716 | 5 | 144,150 | 246,0 |
| 32 | 96 W. VAN WIKSELAAR | NED | WST WIXX Racing Ducati | Ducati Panigale V2 | | 1'53.859 | 5.895 | 0.427 | 5 | 143,609 | 248,8 |
| 33 | 50 O. VOSTATEK | CZE | PTR Triumph | Triumph Street Triple RS 765 | | 1'55.746 | 7.782 | 1.887 | 4 | 141,268 | 244,3 |
| 34 | 72 Y. RUIZ | ESP | VFT Racing Yamaha | Yamaha YZF R6 | | 1'56.457 | 8.493 | 0.711 | 3 | 140,405 | 244,3 |

Qualifying Lap Time (105% of 1'47.964): **1'53.363**

* WorldSSP Challenge

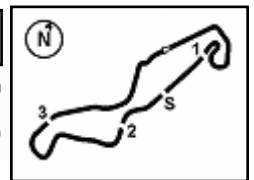
| | | | | |
|-------|------------|-----|-------|------|
| AIR | Humidity: | 83% | Temp: | 6°C |
| TRACK | Condition: | Wet | Temp: | 11°C |

| | | | | | | | |
|---------|-----------|-------|------|----------|----------|---------|------|
| Records | Pole | (SP) | 2023 | N.Bulega | 1'36.900 | 168,740 | Km/h |
| | Race | (RC2) | 2023 | N.Bulega | 1'37.607 | 167,520 | Km/h |
| | All Times | (SP) | 2023 | N.Bulega | 1'36.900 | 168,740 | Km/h |

Start 20/04/2024 09:50 End 10:03 The results are provisional until the end of the time limit for protests and appeals and the completion of the technical checks.

These data/results cannot be reproduced, stored and/or transmitted in whole or in part by any manner of electronic, mechanical, photocopying, recording, broadcasting or otherwise now known or herein after developed without the previous express consent by the copyright owner, except for reproduction in daily press and regular printed publications on sale to the public within 60 days of the event related to those data/results and always provided that copyright symbol appears together as follows below.

© DORNA WSBK ORGANIZATION Srl 2024



Pirelli Dutch Round, 19–21 April 2024
Results Warm Up 1

Session Highlights

| Local Time | No. Rider | Description |
|------------|-------------------|---|
| 09.50.00 | | Start |
| 09.50.23 | | WorldSSP Pit Intervention Time: 1min 16secs |
| 09.55.53 | | DROPS of RAIN in Sector 1 & 2 & 4 |
| 09.56.05 | | DROPS of RAIN in All Sectors |
| 09.59.50 | 72 Y. RUIZ | Technical Problem |
| 10.03.51 | | End Of Session |

Fastest Laps Sequence

| No. | Rider | Nat | Team | Bike | Local Time | Time | Gap | Avg |
|-----------|------------------------|-----|---------------------------------|--------------------|--------------|-----------------|--------|---------|
| 53 | V. DEBISE | FRA | Evan Bros. WorldSSP Yamaha Team | Yamaha YZF R6 | 09:53'48.231 | 1'51.343 | | 146,854 |
| 51 | A. SARMOON | THA | Yamaha Thailand Racing Team | Yamaha YZF R6 | 09:54'40.367 | 1'50.159 | -1.184 | 148,433 |
| 99 | A. HUERTAS | ESP | Aruba.it Racing WorldSSP Team | Ducati Panigale V2 | 09:55'44.570 | 1'49.825 | -0.334 | 148,884 |
| 28 | G. VAN STRAALEN | NED | Pata Yamaha Ten Kate Racing | Yamaha YZF R6 | 09:56'48.370 | 1'49.567 | -0.258 | 149,235 |
| 66 | N. TUULI | FIN | EAB Racing Team | Ducati Panigale V2 | 09:58'18.791 | 1'49.063 | -0.504 | 149,924 |
| 51 | A. SARMOON | THA | Yamaha Thailand Racing Team | Yamaha YZF R6 | 09:58'19.938 | 1'48.854 | -0.209 | 150,212 |
| 28 | G. VAN STRAALEN | NED | Pata Yamaha Ten Kate Racing | Yamaha YZF R6 | 09:58'37.088 | 1'48.718 | -0.136 | 150,400 |
| 66 | N. TUULI | FIN | EAB Racing Team | Ducati Panigale V2 | 10:00'06.949 | 1'48.158 | -0.560 | 151,179 |
| 55 | Y. MONTELLA | ITA | Barni Spark Racing Team | Ducati Panigale V2 | 10:00'07.586 | 1'47.964 | -0.194 | 151,450 |

20/04/2024 Start 09:50 End 10:03 The results are provisional until the end of the time limit for protests and appeals and the completion of the technical checks.

These data/results cannot be reproduced, stored and/or transmitted in whole or in part by any manner of electronic, mechanical, photocopying, recording, broadcasting or otherwise now known or herein after developed without the previous express consent by the copyright owner, except for reproduction in daily press and regular printed publications on sale to the public within 60 days of the event related to those data/results and always provided that copyright symbol appears together as follows below.

© DORNA WSBK ORGANIZATION Srl 2024

Pirelli Dutch Round, 19–21 April 2024
Best Sectors & Speed Warm Up 1

| BEST LAP | | |
|----------|----------------------------|---------------------------------------|
| 1 | 55 Y. MONTELLA | Ducati Panigale V2 1'47.964 |
| 2 | 51 A. SARMOON | Yamaha YZF R6 1'48.019 |
| 3 | 66 N. TUULI | Ducati Panigale V2 1'48.158 |
| 4 | 28 G. VAN STRAALLEN | Yamaha YZF R6 1'48.362 |
| 5 | 64 F. CARICASULO | MV Agusta F3 800 RR 1'48.670 |
| 6 | 53 V. DEBISE | Yamaha YZF R6 1'48.976 |
| 7 | 17 J. MCPHEE | Triumph Street Triple RS 765 1'49.045 |
| 8 | 94 L. MAHIAS | Yamaha YZF R6 1'49.186 |
| 9 | 68 L. POWER | MV Agusta F3 800 RR 1'49.238 |
| 10 | 99 A. HUERTAS | Ducati Panigale V2 1'49.296 |
| 11 | 39 K. KEANKUM | Yamaha YZF R6 1'49.323 |
| 12 | 71 T. EDWARDS | Ducati Panigale V2 1'49.439 |
| 13 | 85 T. SMITS | Yamaha YZF R6 1'49.494 |
| 14 | 62 S. MANZI | Yamaha YZF R6 1'49.529 |
| 15 | 69 T. BOOTH-AMOS | Triumph Street Triple RS 765 1'50.416 |
| 16 | 40 S. CORSI | Ducati Panigale V2 1'50.479 |
| 17 | 27 K. TOBA | Honda CBR600RR 1'50.561 |
| 18 | 9 J. NAVARRO | Triumph Street Triple RS 765 1'50.664 |
| 19 | 19 G. GIANNINI | Kawasaki ZX-6R 1'50.695 |
| 20 | 32 D. BAYLISS | Ducati Panigale V2 1'51.064 |
| 21 | 54 B. SOFUOGLU | MV Agusta F3 800 RR 1'51.089 |
| 22 | 74 P. BIESIEKIRSKI | Ducati Panigale V2 1'51.091 |
| 23 | 61 C. ONCU | Kawasaki ZX-6R 1'51.246 |
| 24 | 3 R. DE ROSA | QJMOTOR SRK 800 RR 1'51.883 |
| 25 | 78 H. OKUBO | Kawasaki ZX-6R 1'51.891 |
| 26 | 25 M. BRENNER | Kawasaki ZX-6R 1'52.269 |
| 27 | 23 M. SCHROETTER | MV Agusta F3 800 RR 1'52.514 |
| 28 | 89 K. BIN PAWI | Honda CBR600RR 1'52.564 |
| 29 | 7 L. BALDASSARRI | Ducati Panigale V2 1'52.670 |
| 30 | 5 N. ANTONELLI | Ducati Panigale V2 1'52.716 |
| 31 | 22 F. FULIGNI | Ducati Panigale V2 1'53.432 |
| 32 | 96 W. VAN WIKSELAAR | Ducati Panigale V2 1'53.859 |
| 33 | 50 D. VOSTATEK | Triumph Street Triple RS 765 1'55.746 |
| 34 | 72 Y. RUIZ | Yamaha YZF R6 1'56.457 |

| SPEED | | |
|-------|----------------------------|------------------------------------|
| 1 | 99 A. HUERTAS | Ducati Panigale V2 254,7 |
| 2 | 54 B. SOFUOGLU | MV Agusta F3 800 RR 251,2 |
| 3 | 23 M. SCHROETTER | MV Agusta F3 800 RR 251,2 |
| 4 | 55 Y. MONTELLA | Ducati Panigale V2 251,2 |
| 5 | 71 T. EDWARDS | Ducati Panigale V2 250,0 |
| 6 | 64 F. CARICASULO | MV Agusta F3 800 RR 250,0 |
| 7 | 5 N. ANTONELLI | Ducati Panigale V2 249,4 |
| 8 | 96 W. VAN WIKSELAAR | Ducati Panigale V2 248,8 |
| 9 | 61 C. ONCU | Kawasaki ZX-6R 248,8 |
| 10 | 51 A. SARMOON | Yamaha YZF R6 248,8 |
| 11 | 32 D. BAYLISS | Ducati Panigale V2 247,7 |
| 12 | 74 P. BIESIEKIRSKI | Ducati Panigale V2 247,7 |
| 13 | 53 V. DEBISE | Yamaha YZF R6 247,1 |
| 14 | 68 L. POWER | MV Agusta F3 800 RR 247,1 |
| 15 | 40 S. CORSI | Ducati Panigale V2 247,1 |
| 16 | 17 J. MCPHEE | Triumph Street Triple RS 765 246,6 |
| 17 | 25 M. BRENNER | Kawasaki ZX-6R 246,6 |
| 18 | 22 F. FULIGNI | Ducati Panigale V2 246,0 |
| 19 | 62 S. MANZI | Yamaha YZF R6 246,0 |
| 20 | 7 L. BALDASSARRI | Ducati Panigale V2 246,0 |
| 21 | 66 N. TUULI | Ducati Panigale V2 245,5 |
| 22 | 19 G. GIANNINI | Kawasaki ZX-6R 244,9 |
| 23 | 28 G. VAN STRAALLEN | Yamaha YZF R6 244,9 |
| 24 | 39 K. KEANKUM | Yamaha YZF R6 244,9 |
| 25 | 78 H. OKUBO | Kawasaki ZX-6R 244,3 |
| 26 | 72 Y. RUIZ | Yamaha YZF R6 244,3 |
| 27 | 50 D. VOSTATEK | Triumph Street Triple RS 765 244,3 |
| 28 | 27 K. TOBA | Honda CBR600RR 243,8 |
| 29 | 9 J. NAVARRO | Triumph Street Triple RS 765 243,8 |
| 30 | 69 T. BOOTH-AMOS | Triumph Street Triple RS 765 243,2 |
| 31 | 85 T. SMITS | Yamaha YZF R6 243,2 |
| 32 | 89 K. BIN PAWI | Honda CBR600RR 242,2 |
| 33 | 94 L. MAHIAS | Yamaha YZF R6 241,1 |
| 34 | 3 R. DE ROSA | QJMOTOR SRK 800 RR 235,8 |

| SEG. 1 | | | SEG. 2 | | | SEG. 3 | | | SEG. 4 | | |
|--------|----------------------------|--------|--------|----------------------------|--------|--------|----------------------------|--------|--------|----------------------------|--------|
| 1 | 28 G. VAN STRAALLEN | 35.330 | 1 | 55 Y. MONTELLA | 16.051 | 1 | 51 A. SARMOON | 30.883 | 1 | 55 Y. MONTELLA | 25.228 |
| 2 | 51 A. SARMOON | 35.336 | 2 | 66 N. TUULI | 16.271 | 2 | 66 N. TUULI | 31.122 | 2 | 99 A. HUERTAS | 25.230 |
| 3 | 94 L. MAHIAS | 35.351 | 3 | 51 A. SARMOON | 16.297 | 3 | 85 T. SMITS | 31.164 | 3 | 64 F. CARICASULO | 25.253 |
| 4 | 66 N. TUULI | 35.452 | 4 | 17 J. MCPHEE | 16.299 | 4 | 55 Y. MONTELLA | 31.195 | 4 | 66 N. TUULI | 25.313 |
| 5 | 64 F. CARICASULO | 35.459 | 5 | 99 A. HUERTAS | 16.300 | 5 | 17 J. MCPHEE | 31.196 | 5 | 28 G. VAN STRAALLEN | 25.399 |
| 6 | 55 Y. MONTELLA | 35.490 | 6 | 28 G. VAN STRAALLEN | 16.325 | 6 | 62 S. MANZI | 31.256 | 6 | 68 L. POWER | 25.400 |
| 7 | 53 V. DEBISE | 35.622 | 7 | 39 K. KEANKUM | 16.371 | 7 | 53 V. DEBISE | 31.287 | 7 | 39 K. KEANKUM | 25.427 |
| 8 | 62 S. MANZI | 35.737 | 8 | 68 L. POWER | 16.377 | 8 | 71 T. EDWARDS | 31.296 | 8 | 51 A. SARMOON | 25.471 |
| 9 | 68 L. POWER | 35.741 | 9 | 71 T. EDWARDS | 16.442 | 9 | 28 G. VAN STRAALLEN | 31.301 | 9 | 85 T. SMITS | 25.530 |
| 10 | 17 J. MCPHEE | 35.762 | 10 | 64 F. CARICASULO | 16.443 | 10 | 39 K. KEANKUM | 31.390 | 10 | 53 V. DEBISE | 25.551 |
| 11 | 9 J. NAVARRO | 35.815 | 11 | 62 S. MANZI | 16.450 | 11 | 94 L. MAHIAS | 31.428 | 11 | 17 J. MCPHEE | 25.746 |
| 12 | 71 T. EDWARDS | 35.887 | 12 | 53 V. DEBISE | 16.516 | 12 | 27 K. TOBA | 31.430 | 12 | 19 G. GIANNINI | 25.747 |
| 13 | 99 A. HUERTAS | 35.909 | 13 | 85 T. SMITS | 16.567 | 13 | 64 F. CARICASULO | 31.447 | 13 | 94 L. MAHIAS | 25.754 |
| 14 | 39 K. KEANKUM | 35.924 | 14 | 94 L. MAHIAS | 16.594 | 14 | 9 J. NAVARRO | 31.605 | 14 | 71 T. EDWARDS | 25.803 |
| 15 | 85 T. SMITS | 35.995 | 15 | 74 P. BIESIEKIRSKI | 16.618 | 15 | 99 A. HUERTAS | 31.661 | 15 | 9 J. NAVARRO | 25.865 |
| 16 | 40 S. CORSI | 36.030 | 16 | 9 J. NAVARRO | 16.680 | 16 | 54 B. SOFUOGLU | 31.662 | 16 | 32 D. BAYLISS | 25.881 |
| 17 | 3 R. DE ROSA | 36.127 | 17 | 69 T. BOOTH-AMOS | 16.706 | 17 | 69 T. BOOTH-AMOS | 31.680 | 17 | 69 T. BOOTH-AMOS | 25.899 |
| 18 | 69 T. BOOTH-AMOS | 36.131 | 18 | 40 S. CORSI | 16.709 | 18 | 74 P. BIESIEKIRSKI | 31.707 | 18 | 61 C. ONCU | 25.914 |
| 19 | 19 G. GIANNINI | 36.309 | 19 | 32 D. BAYLISS | 16.722 | 19 | 40 S. CORSI | 31.718 | 19 | 40 S. CORSI | 25.965 |
| 20 | 27 K. TOBA | 36.339 | 20 | 5 N. ANTONELLI | 16.727 | 20 | 68 L. POWER | 31.720 | 20 | 62 S. MANZI | 25.986 |
| 21 | 78 H. OKUBO | 36.423 | 21 | 27 K. TOBA | 16.741 | 21 | 3 R. DE ROSA | 31.813 | 21 | 54 B. SOFUOGLU | 26.005 |
| 22 | 61 C. ONCU | 36.459 | 22 | 19 G. GIANNINI | 16.757 | 22 | 32 D. BAYLISS | 31.846 | 22 | 74 P. BIESIEKIRSKI | 26.026 |
| 23 | 25 M. BRENNER | 36.514 | 23 | 23 M. SCHROETTER | 16.770 | 23 | 19 G. GIANNINI | 31.857 | 23 | 27 K. TOBA | 26.051 |
| 24 | 54 B. SOFUOGLU | 36.570 | 24 | 61 C. ONCU | 16.798 | 24 | 61 C. ONCU | 31.923 | 24 | 78 H. OKUBO | 26.224 |
| 25 | 32 D. BAYLISS | 36.615 | 25 | 7 L. BALDASSARRI | 16.828 | 25 | 78 H. OKUBO | 32.068 | 25 | 3 R. DE ROSA | 26.276 |
| 26 | 5 N. ANTONELLI | 36.731 | 26 | 96 W. VAN WIKSELAAR | 16.836 | 26 | 89 K. BIN PAWI | 32.084 | 26 | 25 M. BRENNER | 26.294 |
| 27 | 23 M. SCHROETTER | 36.737 | 27 | 54 B. SOFUOGLU | 16.852 | 27 | 96 W. VAN WIKSELAAR | 32.116 | 27 | 7 L. BALDASSARRI | 26.375 |
| 28 | 74 P. BIESIEKIRSKI | 36.740 | 28 | 89 K. BIN PAWI | 16.923 | 28 | 25 M. BRENNER | 32.199 | 28 | 23 M. SCHROETTER | 26.403 |
| 29 | 7 L. BALDASSARRI | 36.896 | 29 | 25 M. BRENNER | 16.928 | 29 | 22 F. FULIGNI | 32.254 | 29 | 5 N. ANTONELLI | 26.408 |
| 30 | 89 K. BIN PAWI | 36.915 | 30 | 22 F. FULIGNI | 16.968 | 30 | 23 M. SCHROETTER | 32.464 | 30 | 96 W. VAN WIKSELAAR | 26.434 |
| 31 | 22 F. FULIGNI | 37.363 | 31 | 72 Y. RUIZ | 17.087 | 31 | 5 N. ANTONELLI | 32.483 | 31 | 89 K. BIN PAWI | 26.642 |
| 32 | 96 W. VAN WIKSELAAR | 37.595 | 32 | 78 H. OKUBO | 17.101 | 32 | 7 L. BALDASSARRI | 32.523 | 32 | 22 F. FULIGNI | 26.801 |
| 33 | 72 Y. RUIZ | 37.643 | 33 | 3 R. DE ROSA | 17.154 | 33 | 50 D. VOSTATEK | 33.278 | 33 | 50 D. VOSTATEK | 27.284 |
| 34 | 50 D. VOSTATEK | 37.782 | 34 | 50 D. VOSTATEK | 17.402 | 34 | 72 Y. RUIZ | 33.697 | 34 | 72 Y. RUIZ | 27.585 |

20/04/2024

These data/results cannot be reproduced, stored and/or transmitted in whole or in part by any manner of electronic, mechanical, photocopying, recording, broadcasting or otherwise now known or herein after developed without the previous express consent by the copyright owner, except for reproduction in daily press and regular printed publications on sale to the public within 60 days of the event related to those data/results and always provided that copyright symbol appears together as follows below.

© DORNA WSBK ORGANIZATION Srl 2024

Pirelli Dutch Round, 19-21 April 2024
Ideal Times Warm Up 1

| No. | Rider | Nat | Bike | Seg. 1 | Seg. 2 | Seg. 3 | Seg. 4 | Ideal Time | | |
|---------------------------|----------------------------|-----|------------------------------|------------------|------------------|------------------|------------------|-----------------------------|------|-------|
| | | | | Diff. 1 | Diff. 2 | Diff. 3 | Diff. 4 | Best Lap | Pos. | Diff. |
| 1 | 55 Y. MONTELLA | ITA | Ducati Panigale V2 | 35.490 | 16.051 | 31.195 | 25.228 | 1'47.964 1'47.964 | 1 | |
| 2 | 51 A. SARMOON | THA | Yamaha YZF R6 | 35.336 +0.032 | 16.297 | 30.883 | 25.471 | 1'47.987 1'48.019 | 2 | 0.032 |
| 3 | 66 N. TUULI | FIN | Ducati Panigale V2 | 35.452 | 16.271 | 31.122 | 25.313 | 1'48.158 1'48.158 | 3 | |
| 4 | 28 G. VAN STRALEN | NED | Yamaha YZF R6 | 35.330 | 16.325 | 31.301 | 25.399 +0.007 | 1'48.355 1'48.362 | 4 | 0.007 |
| 5 | 64 F. CARICASULO | ITA | MV Agusta F3 800 RR | 35.459 +0.068 | 16.443 | 31.447 | 25.253 | 1'48.602 1'48.670 | 5 | 0.068 |
| 6 | 53 V. DEBISE | FRA | Yamaha YZF R6 | 35.622 | 16.516 | 31.287 | 25.551 | 1'48.976 1'48.976 | 6 | |
| 7 | 17 J. MCPHEE | GBR | Triumph Street Triple RS 765 | 35.762 +0.042 | 16.299 | 31.196 | 25.746 | 1'49.003 1'49.045 | 7 | 0.042 |
| 8 | 99 A. HUERTAS | ESP | Ducati Panigale V2 | 35.909 | 16.300 +0.196 | 31.661 | 25.230 | 1'49.100 1'49.296 | 10 | 0.196 |
| 9 | 39 K. KEANKUM | THA | Yamaha YZF R6 | 35.924 | 16.371 +0.137 | 31.390 +0.074 | 25.427 | 1'49.112 1'49.323 | 11 | 0.211 |
| 10 | 94 L. MAHIAS | FRA | Yamaha YZF R6 | 35.351 | 16.594 +0.049 | 31.428 | 25.754 +0.010 | 1'49.127 1'49.186 | 8 | 0.059 |
| 11 | 68 L. POWER | AUS | MV Agusta F3 800 RR | 35.741 | 16.377 | 31.720 | 25.400 | 1'49.238 1'49.238 | 9 | |
| 12 | 85 T. SMITS | NED | Yamaha YZF R6 | 35.995 | 16.567 +0.046 | 31.164 +0.138 | 25.530 +0.054 | 1'49.256 1'49.494 | 13 | 0.238 |
| 13 | 71 T. EDWARDS | AUS | Ducati Panigale V2 | 35.887 +0.007 | 16.442 | 31.296 +0.004 | 25.803 | 1'49.428 1'49.439 | 12 | 0.011 |
| 14 | 62 S. MANZI | ITA | Yamaha YZF R6 | 35.737 +0.018 | 16.450 +0.082 | 31.256 | 25.986 | 1'49.429 1'49.529 | 14 | 0.100 |
| 15 | 9 J. NAVARRO | ESP | Triumph Street Triple RS 765 | 35.815 +0.355 | 16.680 +0.177 | 31.605 +0.167 | 25.865 | 1'49.965 1'50.664 | 18 | 0.699 |
| 16 | 69 T. BOOTH-AMOS | GBR | Triumph Street Triple RS 765 | 36.131 | 16.706 | 31.680 | 25.899 | 1'50.416 1'50.416 | 15 | |
| 17 | 40 S. CORSI | ITA | Ducati Panigale V2 | 36.030 | 16.709 +0.057 | 31.718 | 25.965 | 1'50.422 1'50.479 | 16 | 0.057 |
| 18 | 27 K. TOBA | JPN | Honda CBR600RR | 36.339 | 16.741 | 31.430 | 26.051 | 1'50.561 1'50.561 | 17 | |
| 19 | 19 G. GIANNINI | ITA | Kawasaki ZX-6R | 36.309 | 16.757 +0.025 | 31.857 | 25.747 | 1'50.670 1'50.695 | 19 | 0.025 |
| 20 | 32 D. BAYLISS | AUS | Ducati Panigale V2 | 36.615 | 16.722 | 31.846 | 25.881 | 1'51.064 1'51.064 | 20 | |
| 21 | 54 B. SOFUOGLU | TUR | MV Agusta F3 800 RR | 36.570 | 16.852 | 31.662 | 26.005 | 1'51.089 1'51.089 | 21 | |
| 22 | 74 P. BIESIEKIRSKI | POL | Ducati Panigale V2 | 36.740 | 16.618 | 31.707 | 26.026 | 1'51.091 1'51.091 | 22 | |
| 23 | 61 C. ONCU | TUR | Kawasaki ZX-6R | 36.459 | 16.798 +0.143 | 31.923 +0.009 | 25.914 | 1'51.094 1'51.246 | 23 | 0.152 |
| 24 | 3 R. DE ROSA | ITA | QJMOTOR SRK 800 RR | 36.127 +0.513 | 17.154 | 31.813 | 26.276 | 1'51.370 1'51.883 | 24 | 0.513 |
| 25 | 78 H. OKUBO | JPN | Kawasaki ZX-6R | 36.423 | 17.101 | 32.068 +0.025 | 26.224 +0.050 | 1'51.816 1'51.891 | 25 | 0.075 |
| 26 | 25 M. BRENNER | SUI | Kawasaki ZX-6R | 36.514 | 16.928 | 32.199 +0.062 | 26.294 +0.272 | 1'51.935 1'52.269 | 26 | 0.334 |
| 27 | 5 N. ANTONELLI | ITA | Ducati Panigale V2 | 36.731 | 16.727 | 32.483 +0.053 | 26.408 +0.314 | 1'52.349 1'52.716 | 30 | 0.367 |
| 28 | 23 M. SCHROETTER | GER | MV Agusta F3 800 RR | 36.737 +0.034 | 16.770 +0.106 | 32.464 | 26.403 | 1'52.374 1'52.514 | 27 | 0.140 |
| 29 | 89 K. BIN PAWI | MAS | Honda CBR600RR | 36.915 | 16.923 | 32.084 | 26.642 | 1'52.564 1'52.564 | 28 | |
| 30 | 7 L. BALDASSARRI | ITA | Ducati Panigale V2 | 36.896 +0.048 | 16.828 | 32.523 | 26.375 | 1'52.622 1'52.670 | 29 | 0.048 |
| 31 | 96 W. VAN WIKSELAAR | NED | Ducati Panigale V2 | 37.595 +0.548 | 16.836 +0.330 | 32.116 | 26.434 | 1'52.981 1'53.859 | 32 | 0.878 |
| 32 | 22 F. FULIGNI | ITA | Ducati Panigale V2 | 37.363 | 16.968 +0.046 | 32.254 | 26.801 | 1'53.386 1'53.432 | 31 | 0.046 |
| 33 | 50 D. VOSTATEK | CZE | Triumph Street Triple RS 765 | 37.782 | 17.402 | 33.278 | 27.284 | 1'55.746 1'55.746 | 33 | |
| 34 | 72 Y. RUIZ | ESP | Yamaha YZF R6 | 37.643 | 17.087 +0.445 | 33.697 | 27.585 | 1'56.012 1'56.457 | 34 | 0.445 |
| Overall Ideal Time | | | | 35.330 | 16.051 | 30.883 | 25.228 | 1'47.492 | | |

20/04/2024

These data/results cannot be reproduced, stored and/or transmitted in whole or in part by any manner of electronic, mechanical, photocopying, recording, broadcasting or otherwise now known or herein after developed without the previous express consent by the copyright owner, except for reproduction in daily press and regular printed publications on sale to the public within 60 days of the event related to those data/results and always provided that copyright symbol appears together as follows below.

© DORNA WSBK ORGANIZATION Srl 2024

FIGR PERUGIA TIMING



Pirelli Dutch Round, 19-21 April 2024
Chronological Analysis Warm Up 1

TT Circuit Assen 4.542 m

1 / 3

| 1° 55 Y. MONTELLA [1'47.964] | | | | | | | |
|------------------------------|---------------|---------------|---------------|---------------|-----------------|--------------|--------------|
| Lap | Seg1 | Seg2 | Seg3 | Seg4 | Lap Time | km/h | Local Time |
| 1 | | 16.994 | 33.707 | 28.001 | | 248,3 | |
| 2 | 37.188 | 16.530 | 32.124 | 26.338 | 1'52.180 | 248,8 | 9:53'57.629 |
| 3 | 35.972 | 16.869 | 31.904 | 34.709 | 1'59.454P | 250,6 | 9:55'57.083 |
| 4 | 1'09.121 | 16.301 | 31.565 | 25.552 | 2'22.539P | 251,2 | 9:58'19.622 |
| 5 | 35.490 | 16.051 | 31.195 | 25.228 | 1'47.964 | 250,6 | 10:00'07.586 |

| | | | | | | | |
|---|---------------|---------------|---------------|---------------|-----------------|--------------|--------------|
| 1 | | 17.324 | 33.268 | 28.505 | | 240,0 | |
| 2 | 38.060 | 17.087 | 33.056 | 27.257 | 1'55.460 | 241,1 | 9:54'01.576 |
| 3 | 37.274 | 16.993 | 32.382 | 26.685 | 1'53.334 | 240,0 | 9:55'54.910 |
| 4 | 36.112 | 16.839 | 31.679 | 26.061 | 1'50.691 | 241,1 | 9:57'45.601 |
| 5 | 35.817 | 16.594 | 31.504 | 25.754 | 1'49.669 | 240,0 | 9:59'35.270 |
| 6 | 35.351 | 16.643 | 31.428 | 25.764 | 1'49.186 | 239,5 | 10:01'24.456 |

| 2° 51 A. SARMOON [1'48.019] | | | | | | | |
|-----------------------------|---------------|---------------|---------------|---------------|-----------------|--------------|--------------|
| Lap | Seg1 | Seg2 | Seg3 | Seg4 | Lap Time | km/h | Local Time |
| 1 | | 17.420 | 32.537 | 27.414 | | 237,4 | |
| 2 | 35.998 | 16.769 | 31.420 | 25.972 | 1'50.159 | 242,7 | 9:54'40.367 |
| 3 | 35.853 | 16.506 | 31.387 | 26.971 | 1'50.717 | 243,8 | 9:56'31.084 |
| 4 | 35.336 | 16.326 | 31.495 | 25.697 | 1'48.854 | 246,6 | 9:58'19.938 |
| 5 | 35.368 | 16.297 | 30.883 | 25.471 | 1'48.019 | 248,8 | 10:00'07.957 |

| 9° 68 L. POWER [1'49.238] | | | | | | | |
|---------------------------|---------------|---------------|---------------|---------------|-----------------|--------------|--------------|
| Lap | Seg1 | Seg2 | Seg3 | Seg4 | Lap Time | km/h | Local Time |
| 1 | | 17.478 | 33.461 | 28.166 | | 244,3 | |
| 2 | 37.146 | 16.959 | 32.702 | 26.141 | 1'52.948 | 245,5 | 9:53'51.917 |
| 3 | 36.135 | 16.496 | 32.006 | 25.929 | 1'50.566 | 247,1 | 9:55'42.483 |
| 4 | 36.048 | 16.597 | 31.998 | 25.451 | 1'50.094 | 243,2 | 9:57'32.577 |
| 5 | 35.871 | 16.477 | 31.923 | 25.590 | 1'49.861 | 246,0 | 9:59'22.438 |
| 6 | 35.741 | 16.377 | 31.720 | 25.400 | 1'49.238 | 245,5 | 10:01'11.676 |

| 3° 66 N. TUULI [1'48.158] | | | | | | | |
|---------------------------|---------------|---------------|---------------|---------------|-----------------|--------------|--------------|
| Lap | Seg1 | Seg2 | Seg3 | Seg4 | Lap Time | km/h | Local Time |
| 1 | | 17.719 | 33.714 | 26.887 | | 240,0 | |
| 2 | 37.086 | 16.714 | 32.107 | 25.922 | 1'51.829 | 243,2 | 9:54'39.867 |
| 3 | 36.246 | 16.354 | 31.506 | 25.755 | 1'49.861 | 245,5 | 9:56'29.728 |
| 4 | 35.796 | 16.331 | 31.543 | 25.393 | 1'49.063 | 244,9 | 9:58'18.791 |
| 5 | 35.452 | 16.271 | 31.122 | 25.313 | 1'48.158 | 243,2 | 10:00'06.949 |

| 10° 99 A. HUERTAS [1'49.296] | | | | | | | |
|------------------------------|---------------|---------------|---------------|---------------|-----------------|--------------|--------------|
| Lap | Seg1 | Seg2 | Seg3 | Seg4 | Lap Time | km/h | Local Time |
| 1 | | 17.421 | 34.031 | 26.648 | | 251,2 | |
| 2 | 36.665 | 16.842 | 32.251 | 25.882 | 1'51.640 | 247,1 | 9:53'54.745 |
| 3 | 36.075 | 16.300 | 31.851 | 25.599 | 1'49.825 | 254,1 | 9:55'44.570 |
| 4 | 36.133 | 16.497 | 31.886 | 25.369 | 1'49.885 | 254,7 | 9:57'34.455 |
| 5 | 35.909 | 16.496 | 31.661 | 25.230 | 1'49.296 | 252,9 | 9:59'23.751 |
| 6 | 36.112 | 16.474 | 31.699 | 25.353 | 1'49.638 | 252,9 | 10:01'13.389 |

| 4° 28 G. VAN STRAALLEN [1'48.362] | | | | | | | |
|-----------------------------------|---------------|---------------|---------------|---------------|-----------------|--------------|--------------|
| Lap | Seg1 | Seg2 | Seg3 | Seg4 | Lap Time | km/h | Local Time |
| 1 | | 17.563 | 33.416 | 26.574 | | 240,5 | |
| 2 | 36.721 | 16.708 | 31.969 | 25.837 | 1'51.235 | 242,7 | 9:54'58.803 |
| 3 | 35.641 | 16.422 | 31.790 | 25.714 | 1'49.567 | 244,9 | 9:56'48.370 |
| 4 | 35.385 | 16.469 | 31.465 | 25.399 | 1'48.718 | 243,2 | 9:58'37.088 |
| 5 | 35.330 | 16.325 | 31.301 | 25.406 | 1'48.362 | 243,2 | 10:00'25.450 |

| 11° 39 K. KEANKUM [1'49.323] | | | | | | | |
|------------------------------|---------------|---------------|---------------|---------------|-----------------|--------------|--------------|
| Lap | Seg1 | Seg2 | Seg3 | Seg4 | Lap Time | km/h | Local Time |
| 1 | | 17.496 | 33.226 | 27.008 | | 238,9 | |
| 2 | 36.873 | 16.722 | 31.860 | 25.658 | 1'51.113 | 241,6 | 9:54'44.098 |
| 3 | 36.284 | 16.440 | 31.606 | 25.779 | 1'50.109 | 243,2 | 9:56'34.207 |
| 4 | 35.982 | 16.371 | 31.390 | 25.785 | 1'49.528 | 243,8 | 9:58'23.735 |
| 5 | 35.924 | 16.508 | 31.464 | 25.427 | 1'49.323 | 244,9 | 10:00'13.058 |

| 5° 64 F. CARICASULO [1'48.670] | | | | | | | |
|--------------------------------|---------------|---------------|---------------|---------------|-----------------|--------------|--------------|
| Lap | Seg1 | Seg2 | Seg3 | Seg4 | Lap Time | km/h | Local Time |
| 1 | | 18.062 | 33.513 | 27.588 | | 240,0 | |
| 2 | 37.193 | 17.084 | 32.744 | 26.196 | 1'53.217 | 247,7 | 9:53'52.856 |
| 3 | 36.155 | 16.768 | 32.182 | 25.853 | 1'50.958 | 248,8 | 9:55'43.814 |
| 4 | 36.083 | 16.704 | 31.788 | 25.440 | 1'50.015 | 249,4 | 9:57'33.829 |
| 5 | 35.459 | 16.731 | 31.788 | 25.457 | 1'49.435 | 248,3 | 9:59'23.264 |
| 6 | 35.527 | 16.443 | 31.447 | 25.253 | 1'48.670 | 250,0 | 10:01'11.934 |

| 12° 71 T. EDWARDS [1'49.439] | | | | | | | |
|------------------------------|---------------|---------------|---------------|---------------|-----------------|--------------|--------------|
| Lap | Seg1 | Seg2 | Seg3 | Seg4 | Lap Time | km/h | Local Time |
| 1 | | 18.337 | 34.559 | 28.564 | | 226,9 | |
| 2 | 38.553 | 17.268 | 32.873 | 27.344 | 1'56.038 | 231,8 | 9:54'01.875 |
| 3 | 37.556 | 16.977 | 32.071 | 26.613 | 1'53.217 | 243,8 | 9:55'55.092 |
| 4 | 36.511 | 16.650 | 31.422 | 26.265 | 1'50.848 | 250,0 | 9:57'45.940 |
| 5 | 35.887 | 16.653 | 31.296 | 26.216 | 1'50.052 | 249,4 | 9:59'35.992 |
| 6 | 35.894 | 16.442 | 31.300 | 25.803 | 1'49.439 | 249,4 | 10:01'25.431 |

| 6° 53 V. DEBISE [1'48.976] | | | | | | | |
|----------------------------|---------------|---------------|---------------|---------------|-----------------|--------------|--------------|
| Lap | Seg1 | Seg2 | Seg3 | Seg4 | Lap Time | km/h | Local Time |
| 1 | | 17.603 | 33.025 | 26.892 | | 242,2 | |
| 2 | 36.673 | 16.862 | 31.810 | 25.998 | 1'51.343 | 243,8 | 9:53'48.231 |
| 3 | 36.144 | 16.610 | 31.644 | 25.982 | 1'50.380 | 247,1 | 9:55'38.611 |
| 4 | 36.150 | 16.572 | 31.432 | 25.876 | 1'50.030 | 244,3 | 9:57'28.641 |
| 5 | 35.927 | 16.642 | 31.484 | 25.810 | 1'49.863 | 243,8 | 9:59'18.504 |
| 6 | 35.622 | 16.516 | 31.287 | 25.551 | 1'48.976 | 243,2 | 10:01'07.480 |

| 13° 85 T. SMITS [1'49.494] | | | | | | | |
|----------------------------|---------------|---------------|---------------|---------------|-----------------|--------------|--------------|
| Lap | Seg1 | Seg2 | Seg3 | Seg4 | Lap Time | km/h | Local Time |
| 1 | | 17.048 | 32.649 | 26.922 | | 238,4 | |
| 2 | 36.984 | 17.091 | 32.291 | 26.111 | 1'52.477 | 240,0 | 9:54'41.334 |
| 3 | 36.301 | 16.709 | 31.608 | 25.955 | 1'50.573 | 242,7 | 9:56'31.907 |
| 4 | 35.995 | 16.613 | 31.302 | 25.584 | 1'49.494 | 243,2 | 9:58'21.401 |
| 5 | 36.621 | 16.567 | 31.164 | 25.530 | 1'49.882 | 241,6 | 10:00'11.283 |

| 7° 17 J. MCPHEE [1'49.045] | | | | | | | |
|----------------------------|---------------|---------------|---------------|---------------|-----------------|--------------|--------------|
| Lap | Seg1 | Seg2 | Seg3 | Seg4 | Lap Time | km/h | Local Time |
| 1 | | 17.949 | 35.644 | 28.111 | | 240,5 | |
| 2 | 38.262 | 16.973 | 33.062 | 26.634 | 1'54.931 | 243,2 | 9:54'21.319 |
| 3 | 36.818 | 16.499 | 32.143 | 25.948 | 1'51.408 | 243,2 | 9:56'12.727 |
| 4 | 35.762 | 16.342 | 31.814 | 26.492 | 1'50.410 | 246,0 | 9:58'03.137 |
| 5 | 35.879 | 16.598 | 31.898 | 25.817 | 1'50.192 | 246,6 | 9:59'53.329 |
| 6 | 35.804 | 16.299 | 31.196 | 25.746 | 1'49.045 | 244,3 | 10:01'42.374 |

| 14° 62 S. MANZI [1'49.529] | | | | | | | |
|----------------------------|---------------|---------------|---------------|---------------|-----------------|--------------|--------------|
| Lap | Seg1 | Seg2 | Seg3 | Seg4 | Lap Time | km/h | Local Time |
| 1 | | 17.693 | 33.198 | 26.997 | | 236,3 | |
| 2 | 36.648 | 16.950 | 32.484 | 26.604 | 1'52.686 | 244,9 | 9:55'11.948 |
| 3 | 36.551 | 16.756 | 31.765 | 26.247 | 1'51.319 | 245,5 | 9:57'03.267 |
| 4 | 35.737 | 16.450 | 31.401 | 26.021 | 1'49.609 | 246,0 | 9:58'52.876 |
| 5 | 35.755 | 16.532 | 31.256 | 25.986 | 1'49.529 | 244,3 | 10:00'42.405 |

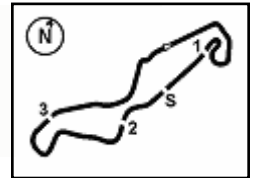
| 8° 94 L. MAHIAS [1'49.186] | | | | | | | |
|----------------------------|------|--------|--------|--------|----------|-------|------------|
| Lap | Seg1 | Seg2 | Seg3 | Seg4 | Lap Time | km/h | Local Time |
| 1 | | | | | | | |
| 1 | | 18.093 | 33.923 | 27.151 | | 239,5 | |

| 15° 69 T. BOOTH-AMOS [1'50.416] | | | | | | | |
|---------------------------------|------|--------|--------|--------|----------|-------|------------|
| Lap | Seg1 | Seg2 | Seg3 | Seg4 | Lap Time | km/h | Local Time |
| 1 | | 18.093 | 33.923 | 27.151 | | 239,5 | |

20/04/2024 P = Pits In/Out - C = Lap Time Cancelled

These data/results cannot be reproduced, stored and/or transmitted in whole or in part by any manner of electronic, mechanical, photocopying, recording, broadcasting or otherwise now known or herein after developed without the previous express consent by the copyright owner, except for reproduction in daily press and regular printed publications on sale to the public within 60 days of the event related to those data/results and always provided that copyright symbol appears together as follows below.

© DORNA WSBK ORGANIZATION Srl 2024



Pirelli Dutch Round, 19-21 April 2024
Chronological Analysis Warm Up 1

| | | | | | | | |
|---|---------------|---------------|---------------|---------------|-----------------|--------------|--------------|
| 2 | 37.114 | 17.188 | 32.683 | 26.266 | 1'53.251 | 242,2 | 9:55'04.082 |
| 3 | 36.611 | 16.836 | 32.085 | 26.092 | 1'51.624 | 243,2 | 9:56'55.706 |
| 4 | 36.152 | 16.711 | 31.976 | 25.965 | 1'50.804 | 242,7 | 9:58'46.510 |
| 5 | 36.131 | 16.706 | 31.680 | 25.899 | 1'50.416 | 242,2 | 10:00'36.926 |

| | | | | | | | |
|---|---------------|---------------|---------------|---------------|-----------------|--------------|--------------|
| 1 | | 18.136 | 35.876 | 27.684 | | 238,4 | |
| 2 | 38.608 | 17.233 | 33.904 | 27.147 | 1'56.892 | 243,8 | 9:54'01.330 |
| 3 | 37.664 | 17.041 | 32.910 | 26.883 | 1'54.498 | 232,8 | 9:55'55.828 |
| 4 | 37.244 | 16.988 | 32.528 | 26.534 | 1'53.294 | 247,7 | 9:57'49.122 |
| 5 | 36.806 | 16.886 | 32.393 | 26.460 | 1'52.545 | 246,0 | 9:59'41.667 |
| 6 | 36.740 | 16.618 | 31.707 | 26.026 | 1'51.091 | 246,6 | 10:01'32.758 |

16° 40 S. CORSI (1'50.479)

| Lap | Seg1 | Seg2 | Seg3 | Seg4 | Lap Time | km/h | Local Time |
|-----|---------------|---------------|---------------|---------------|-----------------|--------------|--------------|
| 1 | 17.934 | 34.733 | 28.647 | | | 243,2 | |
| 2 | 37.923 | 17.158 | 33.170 | 27.167 | 1'55.418 | 243,8 | 9:54'05.018 |
| 3 | 37.141 | 16.936 | 32.483 | 26.828 | 1'53.388 | 247,1 | 9:55'58.406 |
| 4 | 36.539 | 16.862 | 32.289 | 26.376 | 1'52.066 | 247,1 | 9:57'50.472 |
| 5 | 36.211 | 16.709 | 31.961 | 26.212 | 1'51.093 | 247,1 | 9:59'41.565 |
| 6 | 36.030 | 16.766 | 31.718 | 25.965 | 1'50.479 | 244,3 | 10:01'32.044 |

23° 61 C. ONCU (1'51.246)

| Lap | Seg1 | Seg2 | Seg3 | Seg4 | Lap Time | km/h | Local Time |
|-----|---------------|---------------|---------------|---------------|-----------------|--------------|--------------|
| 1 | | 18.528 | 34.895 | 28.204 | | 243,2 | |
| 2 | 37.280 | 16.897 | 32.691 | 26.644 | 1'53.512 | 245,5 | 9:54'09.913 |
| 3 | 36.860 | 16.798 | 32.233 | 26.324 | 1'52.215 | 247,1 | 9:56'02.128 |
| 4 | 36.868 | 16.812 | 31.923 | 26.924 | 1'52.527 | 248,8 | 9:57'54.655 |
| 5 | 37.108 | 17.361 | 32.195 | 26.401 | 1'53.065 | 241,1 | 9:59'47.720 |
| 6 | 36.459 | 16.941 | 31.932 | 25.914 | 1'51.246 | 245,5 | 10:01'38.966 |

17° 27 K. TOBA (1'50.561)

| Lap | Seg1 | Seg2 | Seg3 | Seg4 | Lap Time | km/h | Local Time |
|-----|---------------|---------------|---------------|---------------|-----------------|--------------|--------------|
| 1 | | 18.622 | 34.243 | 27.854 | | 222,7 | |
| 2 | 37.973 | 17.302 | 32.854 | 27.105 | 1'55.234 | 238,4 | 9:54'16.087 |
| 3 | 37.529 | 17.093 | 32.467 | 26.616 | 1'53.705 | 240,0 | 9:56'09.792 |
| 4 | 37.699 | 17.156 | 32.262 | 26.356 | 1'53.473 | 243,2 | 9:58'03.265 |
| 5 | 36.470 | 16.763 | 31.862 | 26.137 | 1'51.232 | 243,8 | 9:59'54.497 |
| 6 | 36.339 | 16.741 | 31.430 | 26.051 | 1'50.561 | 241,1 | 10:01'45.058 |

24° 3 R. DE ROSA (1'51.883)

| Lap | Seg1 | Seg2 | Seg3 | Seg4 | Lap Time | km/h | Local Time |
|-----|---------------|---------------|---------------|---------------|-----------------|--------------|--------------|
| 1 | | 18.715 | 34.519 | 28.306 | | 229,3 | |
| 2 | 37.452 | 17.628 | 33.052 | 27.152 | 1'55.284 | 234,3 | 9:54'56.246 |
| 3 | 36.709 | 17.511 | 32.726 | 26.609 | 1'53.555 | 234,8 | 9:56'49.801 |
| 4 | 36.127 | 17.169 | 32.119 | 26.481 | 1'51.896 | 235,8 | 9:58'41.697 |
| 5 | 36.640 | 17.154 | 31.813 | 26.276 | 1'51.883 | 234,3 | 10:00'33.580 |

18° 9 J. NAVARRO (1'50.664)

| Lap | Seg1 | Seg2 | Seg3 | Seg4 | Lap Time | km/h | Local Time |
|-----|---------------|---------------|---------------|---------------|-----------------|--------------|--------------|
| 1 | | 17.629 | 33.944 | 27.412 | | 240,0 | |
| 2 | 37.176 | 16.935 | 32.367 | 26.452 | 1'52.930 | 241,1 | 9:54'26.575 |
| 3 | 36.259 | 16.938 | 31.971 | 26.105 | 1'51.273 | 241,1 | 9:56'17.848 |
| 4 | 36.170 | 16.857 | 31.772 | 25.865 | 1'50.664 | 242,2 | 9:58'08.512 |
| 5 | 35.968 | 16.847 | 31.605 | 26.281 | 1'50.701 | 240,5 | 9:59'59.213 |
| 6 | 35.815 | 16.680 | 31.694 | 26.519 | 1'50.708 | 243,8 | 10:01'49.921 |

25° 78 H. OKUBO (1'51.891)

| Lap | Seg1 | Seg2 | Seg3 | Seg4 | Lap Time | km/h | Local Time |
|-----|---------------|---------------|---------------|---------------|----------|--------------|--------------|
| 1 | | 18.044 | 34.011 | 28.131 | | 242,7 | |
| 2 | 37.701 | 17.508 | 32.672 | 26.558 | 1'54.439 | 243,2 | 9:53'56.208 |
| 3 | 36.531 | 17.139 | 32.225 | 26.423 | 1'52.318 | 244,3 | 9:55'48.526 |
| 4 | 36.423 | 17.101 | 32.093 | 26.274 | 1'51.891 | 243,8 | 9:57'40.417 |
| 5 | 36.643 | 17.255 | 32.068 | 26.285 | 1'52.251 | 242,7 | 9:59'32.668 |
| 6 | 36.586 | 17.215 | 32.599 | 26.224 | 1'52.624 | 240,5 | 10:01'25.292 |

19° 19 G. GIANNINI (1'50.695)

| Lap | Seg1 | Seg2 | Seg3 | Seg4 | Lap Time | km/h | Local Time |
|-----|---------------|---------------|---------------|---------------|-----------------|--------------|--------------|
| 1 | | 18.404 | 35.342 | 27.710 | | 235,8 | |
| 2 | 37.947 | 17.187 | 32.706 | 26.892 | 1'54.732 | 238,9 | 9:53'58.079 |
| 3 | 36.986 | 16.757 | 32.580 | 26.393 | 1'52.716 | 244,9 | 9:55'50.795 |
| 4 | 36.736 | 16.879 | 32.720 | 26.256 | 1'52.591 | 242,7 | 9:57'43.386 |
| 5 | 36.870 | 17.642 | 33.342 | 26.287 | 1'54.141 | 234,8 | 9:59'37.527 |
| 6 | 36.309 | 16.782 | 31.857 | 25.747 | 1'50.695 | 241,1 | 10:01'28.222 |

26° 25 M. BRENNER (1'52.269)

| Lap | Seg1 | Seg2 | Seg3 | Seg4 | Lap Time | km/h | Local Time |
|-----|---------------|---------------|---------------|---------------|-----------------|--------------|--------------|
| 1 | | 17.987 | 34.410 | 27.893 | | 244,3 | |
| 2 | 37.679 | 17.175 | 32.435 | 26.294 | 1'53.583 | 243,2 | 9:53'54.154 |
| 3 | 36.514 | 16.928 | 32.261 | 26.566 | 1'52.269 | 244,9 | 9:55'46.423 |
| 4 | 37.110 | 17.020 | 32.277 | 26.602 | 1'53.009 | 246,0 | 9:57'39.432 |
| 5 | 37.203 | 17.029 | 32.199 | 26.300 | 1'52.731 | 243,2 | 9:59'32.163 |
| 6 | 37.595 | 17.157 | 33.125 | 27.056 | 1'54.933 | 246,6 | 10:01'27.096 |

20° 32 O. BAYLISS (1'51.064)

| Lap | Seg1 | Seg2 | Seg3 | Seg4 | Lap Time | km/h | Local Time |
|-----|---------------|---------------|---------------|---------------|-----------------|--------------|--------------|
| 1 | | 18.053 | 34.779 | 28.199 | | 241,1 | |
| 2 | 38.353 | 17.189 | 33.595 | 27.388 | 1'56.525 | 247,7 | 9:54'01.787 |
| 3 | 37.378 | 17.014 | 32.998 | 26.696 | 1'54.086 | 238,4 | 9:55'55.873 |
| 4 | 36.939 | 16.937 | 32.539 | 26.466 | 1'52.881 | 246,6 | 9:57'48.754 |
| 5 | 36.778 | 17.060 | 33.542 | 27.014 | 1'54.394 | 244,9 | 9:59'43.148 |
| 6 | 36.615 | 16.722 | 31.846 | 25.881 | 1'51.064 | 247,1 | 10:01'34.212 |

27° 23 M. SCHROETTER (1'52.514)

| Lap | Seg1 | Seg2 | Seg3 | Seg4 | Lap Time | km/h | Local Time |
|-----|---------------|---------------|---------------|---------------|-----------------|--------------|--------------|
| 1 | | 18.037 | 34.213 | 27.978 | | 242,2 | |
| 2 | 37.755 | 17.198 | 33.304 | 26.741 | 1'54.998 | 247,1 | 9:54'06.988 |
| 3 | 36.830 | 16.770 | 32.883 | 26.704 | 1'53.187 | 249,4 | 9:56'00.175 |
| 4 | 36.737 | 17.043 | 32.709 | 27.910 | 1'54.399 | 251,2 | 9:57'54.574 |
| 5 | 37.504 | 17.401 | 33.031 | 27.150 | 1'55.086 | 245,5 | 9:59'49.660 |
| 6 | 36.771 | 16.876 | 32.464 | 26.403 | 1'52.514 | 247,7 | 10:01'42.174 |

21° 54 B. SOFUOGLU (1'51.089)

| Lap | Seg1 | Seg2 | Seg3 | Seg4 | Lap Time | km/h | Local Time |
|-----|---------------|---------------|---------------|---------------|-----------------|--------------|--------------|
| 1 | | 18.431 | 34.879 | 27.888 | | 242,2 | |
| 2 | 38.016 | 17.450 | 33.118 | 26.706 | 1'55.290 | 237,9 | 9:54'06.646 |
| 3 | 36.749 | 17.004 | 32.751 | 26.606 | 1'53.110 | 250,6 | 9:55'59.756 |
| 4 | 36.927 | 17.130 | 32.595 | 27.046 | 1'53.698 | 251,2 | 9:57'53.454 |
| 5 | 38.009 | 17.270 | 32.160 | 26.390 | 1'53.829 | 244,9 | 9:59'47.283 |
| 6 | 36.570 | 16.852 | 31.662 | 26.005 | 1'51.089 | 248,3 | 10:01'38.372 |

28° 89 K. BIN PAWI (1'52.564)

| Lap | Seg1 | Seg2 | Seg3 | Seg4 | Lap Time | km/h | Local Time |
|-----|---------------|---------------|---------------|---------------|-----------------|--------------|--------------|
| 1 | | 18.574 | 34.423 | 28.107 | | 234,8 | |
| 2 | 38.549 | 17.435 | 33.131 | 27.550 | 1'56.665 | 236,8 | 9:54'14.935 |
| 3 | 37.757 | 17.140 | 32.695 | 26.962 | 1'54.554 | 237,9 | 9:56'09.489 |
| 4 | 37.376 | 17.051 | 32.407 | 27.211 | 1'54.045 | 242,2 | 9:58'03.534 |
| 5 | 36.915 | 16.923 | 32.084 | 26.642 | 1'52.564 | 241,6 | 9:59'56.098 |
| 6 | 37.117 | 17.181 | 32.391 | 26.972 | 1'53.661 | 239,5 | 10:01'49.759 |

22° 74 P. BIESIEKIRSKI (1'51.091)

| Lap | Seg1 | Seg2 | Seg3 | Seg4 | Lap Time | km/h | Local Time |
|-----|------|------|------|------|----------|------|------------|
|-----|------|------|------|------|----------|------|------------|

20/04/2024 P = Pits In/Out - C = Lap Time Cancelled

These data/results cannot be reproduced, stored and/or transmitted in whole or in part by any manner of electronic, mechanical, photocopying, recording, broadcasting or otherwise now known or herein after developed without the previous express consent by the copyright owner, except for reproduction in daily press and regular printed publications on sale to the public within 60 days of the event related to those data/results and always provided that copyright symbol appears together as follows below.

© DORNA WSBK ORGANIZATION Srl 2024

Pirelli Dutch Round, 19-21 April 2024
Chronological Analysis Warm Up 1

| 29° 7 L. BALDASSARRI [1'52.670] | | | | | | | |
|---------------------------------|---------------|---------------|---------------|---------------|-----------------|--------------|--------------|
| Lap | Seg.1 | Seg.2 | Seg.3 | Seg.4 | Lap Time | km/h | Local Time |
| 1 | | 18.770 | 35.660 | 28.989 | | 224,1 | |
| 2 | 38.098 | 17.136 | 32.939 | 26.845 | 1'55.018 | 243,2 | 9:54'11.970 |
| 3 | 36.896 | 16.929 | 32.555 | 26.596 | 1'52.976 | 246,0 | 9:56'04.946 |
| 4 | 36.944 | 16.828 | 32.523 | 26.375 | 1'52.670 | 244,9 | 9:57'57.616 |
| 5 | 40.580 | 17.413 | 35.287 | 39.851 | 2'13.131P | 241,6 | 10:00'10.747 |

| 30° 5 N. ANTONELLI [1'52.716] | | | | | | | |
|-------------------------------|---------------|---------------|---------------|---------------|-----------------|--------------|--------------|
| Lap | Seg.1 | Seg.2 | Seg.3 | Seg.4 | Lap Time | km/h | Local Time |
| 1 | | 17.596 | 34.088 | 27.672 | | 242,2 | |
| 2 | 37.794 | 16.899 | 33.451 | 26.786 | 1'54.930 | 246,6 | 9:54'08.040 |
| 3 | 37.279 | 16.772 | 32.739 | 26.408 | 1'53.198 | 248,3 | 9:56'01.238 |
| 4 | 36.731 | 16.727 | 32.536 | 26.722 | 1'52.716 | 249,4 | 9:57'53.954 |
| 5 | 37.693 | 17.254 | 33.173 | 27.032 | 1'55.152 | 240,5 | 9:59'49.106 |
| 6 | 36.932 | 17.017 | 32.483 | 26.474 | 1'52.906 | 247,1 | 10:01'42.012 |

| 31° 22 F. FULIGNI [1'53.432] | | | | | | | |
|------------------------------|---------------|---------------|---------------|---------------|-----------------|--------------|--------------|
| Lap | Seg.1 | Seg.2 | Seg.3 | Seg.4 | Lap Time | km/h | Local Time |
| 1 | | 18.591 | 35.014 | 29.000 | | 226,9 | |
| 2 | 39.346 | 17.715 | 34.291 | 28.062 | 1'59.414 | 240,5 | 9:54'09.147 |
| 3 | 38.133 | 17.218 | 33.133 | 27.295 | 1'55.779 | 242,7 | 9:56'04.926 |
| 4 | 37.706 | 16.968 | 32.834 | 27.112 | 1'54.620 | 246,0 | 9:57'59.546 |
| 5 | 38.220 | 17.426 | 33.018 | 27.344 | 1'56.008 | 241,6 | 9:59'55.554 |
| 6 | 37.363 | 17.014 | 32.254 | 26.801 | 1'53.432 | 243,2 | 10:01'48.986 |

| 32° 96 W. VAN WIKSELAAR [1'53.859] | | | | | | | |
|------------------------------------|---------------|---------------|---------------|---------------|-----------------|--------------|--------------|
| Lap | Seg.1 | Seg.2 | Seg.3 | Seg.4 | Lap Time | km/h | Local Time |
| 1 | | 17.823 | 35.582 | 28.703 | | 234,3 | |
| 2 | 39.186 | 17.261 | 33.027 | 27.324 | 1'56.798 | 248,3 | 9:54'02.479 |
| 3 | 37.595 | 16.836 | 32.643 | 26.984 | 1'54.058 | 248,8 | 9:55'56.537 |
| 4 | 39.551 | 17.382 | 32.823 | 26.858 | 1'56.614 | 241,6 | 9:57'53.151 |
| 5 | 37.933 | 17.148 | 32.275 | 27.090 | 1'54.446 | 242,2 | 9:59'47.597 |
| 6 | 38.143 | 17.166 | 32.116 | 26.434 | 1'53.859 | 242,2 | 10:01'41.456 |

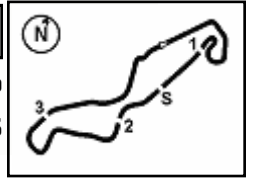
| 33° 50 D. VOSTATEK [1'55.746] | | | | | | | |
|-------------------------------|---------------|---------------|---------------|---------------|-----------------|--------------|--------------|
| Lap | Seg.1 | Seg.2 | Seg.3 | Seg.4 | Lap Time | km/h | Local Time |
| 1 | | 18.856 | 35.415 | 28.927 | | 238,9 | |
| 2 | 39.744 | 18.042 | 34.427 | 28.109 | 2'00.322 | 235,8 | 9:54'25.265 |
| 3 | 38.344 | 17.720 | 34.027 | 28.029 | 1'58.120 | 243,8 | 9:56'23.385 |
| 4 | 38.263 | 17.729 | 34.203 | 27.479 | 1'57.674 | 241,6 | 9:58'21.059 |
| 5 | 37.782 | 17.402 | 33.278 | 27.284 | 1'55.746 | 244,3 | 10:00'16.805 |

| 34° 72 Y. RUIZ [1'56.457] | | | | | | | |
|---------------------------|---------------|---------------|---------------|---------------|-----------------|--------------|--------------|
| Lap | Seg.1 | Seg.2 | Seg.3 | Seg.4 | Lap Time | km/h | Local Time |
| 1 | | 17.724 | 34.544 | 28.069 | | 239,5 | |
| 2 | 37.778 | 17.087 | 33.832 | 28.355 | 1'57.052 | 240,5 | 9:55'42.468 |
| 3 | 37.643 | 17.532 | 33.697 | 27.585 | 1'56.457 | 244,3 | 9:57'38.925 |
| 4 | 41.161 | 17.786 | 40.152 | 1'28.304 | 3'07.403P | 238,9 | 10:00'46.328 |

20/04/2024 P = Pits In/Out - C = Lap Time Cancelled

These data/results cannot be reproduced, stored and/or transmitted in whole or in part by any manner of electronic, mechanical, photocopying, recording, broadcasting or otherwise now known or herein after developed without the previous express consent by the copyright owner, except for reproduction in daily press and regular printed publications on sale to the public within 60 days of the event related to those data/results and always provided that copyright symbol appears together as follows below.

© DORNA WSBK ORGANIZATION Srl 2024



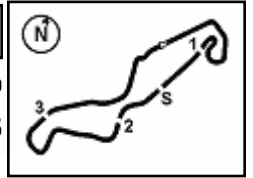
Pirelli Dutch Round, 19–21 April 2024
Best Laps & Speeds

| No. | Rider Bike | Nat | Best Lap | | FP | | SP | | WUP | |
|-----|---|-----|-----------------------------|-----|-----------------------------|-----|-----------------------------------|-----|-----------------------------------|-----|
| | | | LL | SPD | LL | SPD | LL | SPD | LL | SPD |
| 1 | 61 C. ONCU Kawasaki ZX-6R | TUR | 1'44.919 16 248,8 | | 1'44.919 9 242,2 | | | | 1'51.246 5 248,8 | |
| 2 | 62 S. MANZI Yamaha YZF R6 | ITA | 1'45.203 21 247,7 | | 1'52.840 10 242,2 | | 1'45.203 7 247,7 | | 1'49.529 4 246,0 | |
| 3 | 28 G. VAN STRAALEN Yamaha YZF R6 | NED | 1'46.193 19 244,9 | | 1'51.534 9 238,9 | | 1'46.193 6 244,9 | | 1'48.362 4 244,9 | |
| 4 | 99 A. HUERTAS Ducati Panigale V2 | ESP | 1'46.251 22 254,7 | | 1'55.552 7 244,3 | | 1'46.251 10 249,4 | | 1'49.296 5 254,7 | |
| 5 | 66 N. TUULI Ducati Panigale V2 | FIN | 1'46.355 30 245,5 | | 1'46.355 12 242,7 | | 1'47.450 14 243,8 | | 1'48.158 4 245,5 | |
| 6 | 23 M. SCHROETTER MV Agusta F3 800 RR | GER | 1'47.427 23 251,2 | | 1'54.560 7 240,5 | | 1'47.427 11 240,5 | | 1'52.514 5 251,2 | |
| 7 | 50 D. VOSTATEK Triumph Street Triple RS 765 | CZE | 1'47.521 22 244,3 | | 1'47.521 8 238,9 | | 1'59.085 10 238,9 | | 1'55.746 4 244,3 | |
| 8 | 32 D. BAYLISS Ducati Panigale V2 | AUS | 1'47.810 22 247,7 | | 1'47.810 11 242,2 | | 1'51.644 6 243,8 | | 1'51.064 5 247,7 | |
| 9 | 7 L. BALDASSARRI Ducati Panigale V2 | ITA | 1'47.846 23 247,1 | | 1'55.549 8 247,1 | | 1'47.846 11 244,3 | | 1'52.670 4 246,0 | |
| 10 | 55 Y. MONTELLA Ducati Panigale V2 | ITA | 1'47.964 23 251,2 | | 1'53.330 7 244,9 | | 1'48.953 12 248,3 | | 1'47.964 4 251,2 | |
| 11 | 51 A. SARMOON Yamaha YZF R6 | THA | 1'48.019 24 248,8 | | 1'51.663 8 236,8 | | 1'50.470 12 243,8 | | 1'48.019 4 248,8 | |
| 12 | 54 B. SOFUOGLU MV Agusta F3 800 RR | TUR | 1'48.252 21 251,2 | | 1'55.856 6 243,2 | | 1'48.252 10 248,8 | | 1'51.089 5 251,2 | |
| 13 | 69 T. BOOTH-AMOS Triumph Street Triple RS 765 | GBR | 1'48.608 13 245,5 | | 1'53.273 4 235,8 | | 1'48.608 5 245,5 | | 1'50.416 4 243,2 | |
| 14 | 85 T. SMITS Yamaha YZF R6 | NED | 1'48.617 20 243,2 | | 1'51.976 8 233,8 | | 1'48.617 8 238,4 | | 1'49.494 4 243,2 | |
| 15 | 64 F. CARICASULO MV Agusta F3 800 RR | ITA | 1'48.670 24 250,0 | | 1'54.255 7 237,9 | | 1'51.525 12 243,2 | | 1'48.670 5 250,0 | |
| 16 | 53 V. DEBISE Yamaha YZF R6 | FRA | 1'48.843 25 247,1 | | 1'56.143 8 238,9 | | 1'48.843 12 243,2 | | 1'48.976 5 247,1 | |
| 17 | 17 J. MCPHEE Triumph Street Triple RS 765 | GBR | 1'49.045 18 246,6 | | 1'52.398 8 239,5 | | 1'50.416 5 243,8 | | 1'49.045 5 246,6 | |
| 18 | 94 L. MAHIAS Yamaha YZF R6 | FRA | 1'49.186 22 241,1 | | 1'55.033 6 234,3 | | 1'50.480 11 239,5 | | 1'49.186 5 241,1 | |
| 19 | 68 L. POWER MV Agusta F3 800 RR | AUS | 1'49.238 25 247,1 | | 1'53.236 9 241,1 | | 1'49.409 11 242,7 | | 1'49.238 5 247,1 | |
| 20 | 39 K. KEANKUM Yamaha YZF R6 | THA | 1'49.323 24 244,9 | | 1'52.174 8 239,5 | | 1'51.231 12 242,7 | | 1'49.323 4 244,9 | |
| 21 | 71 T. EDWARDS Ducati Panigale V2 | AUS | 1'49.439 26 250,0 | | 1'49.488 10 245,5 | | 1'49.510 11 248,8 | | 1'49.439 5 250,0 | |
| 22 | 9 J. NAVARRO Triumph Street Triple RS 765 | ESP | 1'49.559 23 243,8 | | 2'04.724 4 231,8 | | 1'49.559 14 241,6 | | 1'50.664 5 243,8 | |
| 23 | 3 R. DE ROSA QJMOTOR SRK 800 RR | ITA | 1'50.288 26 235,8 | | 1'51.580 10 230,8 | | 1'50.288 12 234,3 | | 1'51.883 4 235,8 | |
| 24 | 5 N. ANTONELLI Ducati Panigale V2 | ITA | 1'50.327 22 249,4 | | 1'53.701 7 241,1 | | 1'50.327 10 243,8 | | 1'52.716 5 249,4 | |
| 25 | 22 F. FULIGNI Ducati Panigale V2 | ITA | 1'50.469 16 246,0 | | 2'00.004 6 234,8 | | 1'50.469 5 242,2 | | 1'53.432 5 246,0 | |

20/04/2024

These data/results cannot be reproduced, stored and/or transmitted in whole or in part by any manner of electronic, mechanical, photocopying, recording, broadcasting or otherwise now known or herein after developed without the previous express consent by the copyright owner, except for reproduction in daily press and regular printed publications on sale to the public within 60 days of the event related to those data/results and always provided that copyright symbol appears together as follows below.

© DORNA WSBK ORGANIZATION Srl 2024



TT Circuit Assen 4.542 m

Pirelli Dutch Round, 19–21 April 2024
Best Laps & Speeds

2 / 2

| No. | Rider | Nat | Best Lap | | FP | | SP | | WUP | | | | | | | |
|-----|--|-----|-----------------------|--------------|----------------|-------|-----------------------|--------------|----------------------|--------------|--|--|--|--|--|--|
| | | | LL | SPD | LL | SPD | LL | SPD | LL | SPD | | | | | | |
| 26 | 40 S. CORSI Ducati Panigale V2 | ITA | 1'50.479 24 | 247,1 | 1'56.376 7 | 234,3 | 1'50.710 12 | 241,1 | 1'50.479 5 | 247,1 | | | | | | |
| 27 | 27 K. TOBA Honda CBR600RR | JPN | 1'50.561 29 | 243,8 | 1'54.180 12 | 238,9 | 1'52.186 12 | 240,5 | 1'50.561 5 | 243,8 | | | | | | |
| 28 | 19 G. GIANNINI Kawasaki ZX-6R | ITA | 1'50.695 37 | 244,9 | 1'52.861 18 | 238,9 | 1'51.184 14 | 240,0 | 1'50.695 5 | 244,9 | | | | | | |
| 29 | 74 P. BIESIEKIRSKI Ducati Panigale V2 | POL | 1'51.091 25 | 247,7 | 2'02.015 7 | 237,9 | 1'52.278 13 | 242,7 | 1'51.091 5 | 247,7 | | | | | | |
| 30 | 89 K. BIN PAWI Honda CBR600RR | MAS | 1'51.642 23 | 242,2 | 1'57.014 10 | 235,8 | 1'51.642 8 | 238,4 | 1'52.564 5 | 242,2 | | | | | | |
| 31 | 78 H. OKUBO Kawasaki ZX-6R | JPN | 1'51.891 20 | 244,3 | 1'59.575 2 | 235,8 | 1'52.513 13 | 244,3 | 1'51.891 5 | 244,3 | | | | | | |
| 32 | 25 M. BRENNER Kawasaki ZX-6R | SUI | 1'52.269 21 | 246,6 | 2'01.029 4 | 236,3 | 1'54.077 12 | 242,7 | 1'52.269 5 | 246,6 | | | | | | |
| 33 | 72 Y. RUIZ Yamaha YZF R6 | ESP | 1'52.699 15 | 244,3 | 1'58.337 7 | 238,4 | 1'52.699 5 | 243,2 | 1'56.457 3 | 244,3 | | | | | | |
| 34 | 96 W. VAN WIKSELAAR Ducati Panigale V2 | NED | 1'53.310 27 | 248,8 | 2'05.444 7 | 234,8 | 1'53.310 15 | 243,2 | 1'53.859 5 | 248,8 | | | | | | |

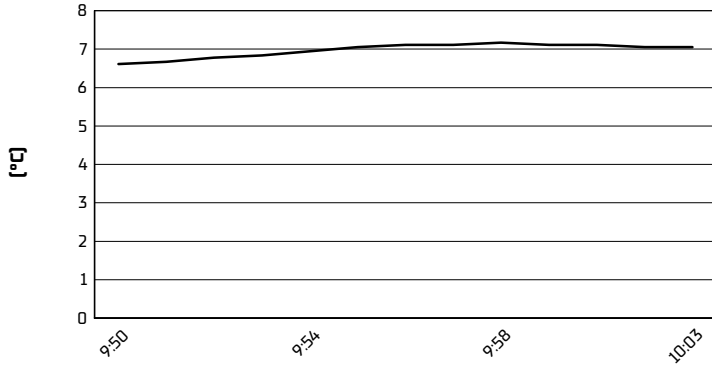
20/04/2024

These data/results cannot be reproduced, stored and/or transmitted in whole or in part by any manner of electronic, mechanical, photocopying, recording, broadcasting or otherwise now known or herein after developed without the previous express consent by the copyright owner, except for reproduction in daily press and regular printed publications on sale to the public within 60 days of the event related to those data/results and always provided that copyright symbol appears together as follows below.

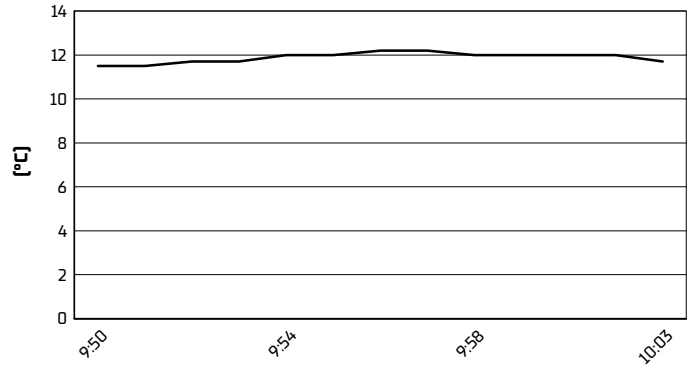
© DORNA WSBK ORGANIZATION Srl 2024

Pirelli Dutch Round, 19-21 April 2024
Weather Report Warm Up 1
Session started 09:50 - Session ended 10:03


Air Temperature




Track Temperature



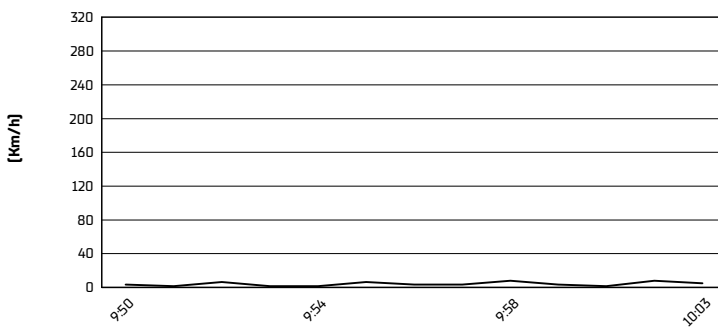
Air Pressure



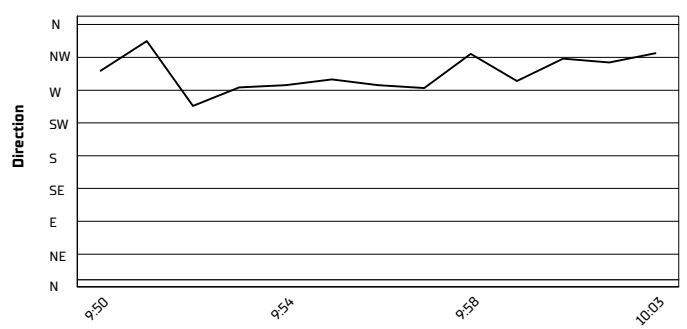
Humidity



Wind Speed



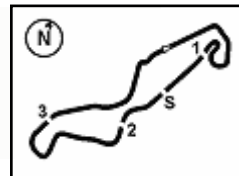
Wind Direction



20/04/2024

These data/results cannot be reproduced, stored and/or transmitted in whole or in part by any manner of electronic, mechanical, photocopying, recording, broadcasting or otherwise now known or herein after developed without the previous express consent by the copyright owner, except for reproduction in daily press and regular printed publications on sale to the public within 60 days of the event related to those data/results and always provided that copyright symbol appears together as follows below.

© DORNA WSBK ORGANIZATION Srl 2024



TT Circuit Assen 4.542 m

Pirelli Dutch Round, 19-21 April 2024

Starting Grid - Race 1 (18 Laps x 4,542 km = 81,756 km)

| | | | | | | |
|----|----|---|----|---|----|--|
| 1 | 1 | 62 MANZI S. Yamaha 1'45.203 | 2 | 28 VAN STRAALEN G. Yamaha 1'46.193 | 3 | 99 HUERTAS A. Ducati 1'46.251 |
| 2 | 4 | 23 SCHROETTER M. MV Agusta 1'47.427 | 5 | 66 TUULI N. Ducati 1'47.450 | 6 | 7 BALDASSARRI L. Ducati 1'47.846 |
| 3 | 7 | 54 SOFUOGLU B. MV Agusta 1'48.252 | 8 | 69 BOOTH-AMOS T. Triumph 1'48.608 | 9 | 85 SMITS T. Yamaha 1'48.617 |
| 4 | 10 | 53 DEBISE V. Yamaha 1'48.843 | 11 | 55 MONTELLA Y. Ducati 1'48.953 | 12 | 68 POWER L. MV Agusta 1'49.409 |
| 5 | 13 | 71 EDWARDS T. Ducati 1'49.510 | 14 | 9 NAVARRO J. Triumph 1'49.559 | 15 | 3 DE ROSA R. QJMOTOR 1'50.288 |
| 6 | 16 | 5 ANTONELLI N. Ducati 1'50.327 | 17 | 17 MCPHEE J. Triumph 1'50.416 | 18 | 32 BAYLISS O. Ducati 1'51.644 |
| 7 | 19 | 50 VOSTATEK O. Triumph 1'59.085 | 20 | 61 ONCU C. Kawasaki | 21 | 51 SARMOON A. Yamaha 1'50.479 |
| 8 | 22 | 94 MAHIAS L. Yamaha 1'50.480 | 23 | 40 CORSI S. Ducati 1'50.710 | 24 | 19 GIANNINI G. Kawasaki 1'51.184 |
| 9 | 25 | 39 KEANKUM K. Yamaha 1'51.231 | 26 | 64 CARICASULO F. MV Agusta 1'51.525 | 27 | 89 BIN PAWI K. Honda 1'51.642 |
| 10 | 28 | 27 TOBA K. Honda 1'52.186 | 29 | 74 BIESIEKIRSKI P. Ducati 1'52.278 | 30 | 78 OKUBO H. Kawasaki 1'52.513 |
| 11 | 31 | 25 BRENNER M. Kawasaki 1'54.077 | | | | |

According to RD Official communication 1 the riders from position 21 onwards are allowed to start the race because they qualified in the warm up 1 session
N. 22 - 72 - 96 are not allowed to take part in the race

20/04/2024 The Race Director

These data/results cannot be reproduced, stored and/or transmitted in whole or in part by any manner of electronic, mechanical, photocopying, recording, broadcasting or otherwise now known or herein after developed without the previous express consent by the copyright owner, except for reproduction in daily press and regular printed publications on sale to the public within 60 days of the event related to those data/results and always provided that copyright symbol appears together as follows below. © DORNA WSBK ORGANIZATION Srl 2024