

Pirelli Dutch Round, 19-21 April 2024
Results Race 1 - Red Flag

Laps 3 = 15,800 Km - Time of Race 6'32.636 - Avg. 144,867 km/h

1 / 2

Pos	Grid	No. Rider	Nat	Team	Bike	LL	Int.	Gap	Rel.	Fastest Lap	Speed		
1	4	7 L. VENEMAN	NED	MTM Kawasaki	Kawasaki Ninja 400	3	I2			1'50.640	193,9	1'55.611	186,5
2	3	53 P. SVOBODA	CZE	Fusport-RT Motorsport by SKM-Kawasaki	Kawasaki Ninja 400	3	I2	0.226	0.226	1'50.175	191,8	1'55.548	182,4
3	5	56 G. PRATAMA	INA	ProGP NitiRacing	Yamaha YZF-R3	3	I2	0.278	0.052	1'50.919	190,1	1'56.419	184,0
4	7	55 U. CALATAYUD	ESP	ARCO SASH MotoR University Team	Yamaha YZF-R3	3	I2	0.465	0.187	1'50.466	194,6	1'56.759	185,6
5	13	58 I. IGLESIAS BRAVO	ESP	Fusport-RT Motorsport by SKM-Kawasaki	Kawasaki Ninja 400	3	I2	0.604	0.139	1'49.683	188,5	1'57.025	184,9
6	16	17 R. BIJMAN	NED	Team Flembbo-PL Performances	Kawasaki Ninja 400	3	I2	0.832	0.228	1'50.861	195,3	1'57.314	181,2
7	9	22 M. GARCIA	ESP	KOVE Racing Team	Kove 321 RR-S	3	I2	0.913	0.081	1'49.843	192,9	1'56.797	184,9
8	2	57 A. MAHENDRA	INA	Team BrCorse	Yamaha YZF-R3	3	I2	1.028	0.115	1'50.545	192,5	1'55.388	184,0
9	15	26 M. GENNAI	ITA	MTM Kawasaki	Kawasaki Ninja 400	3	I2	1.211	0.183	1'49.579	197,1	1'57.164	184,0
10	1	47 F. SEABRIGHT	GBR	Kawasaki GP Project	Kawasaki Ninja 400	3	I2	1.270	0.059	1'50.873	193,9	1'55.372	181,5
11	19	85 K. SABATUCCI	ITA	Team Flembbo-PL Performances	Kawasaki Ninja 400	3	I2	1.385	0.115	1'49.818	197,1	1'57.873	185,9
12	21	8 B. IERACI	ITA	Team ProDina Kawasaki	Kawasaki Ninja 400	3	I2	4.522	3.137	1'51.060	191,5	1'58.124	186,2
13	18	43 M. GAGGI	ITA	Team BrCorse	Yamaha YZF-R3	3	I2	4.630	0.108	1'50.947	191,2	1'57.867	187,8
14	20	66 P. TONN	GER	Freudenberg KTM-PALIGO Racing	KTM RC 390 R	3	I2	4.857	0.227	1'51.466	195,7	1'57.964	186,2
15	14	88 D. MOGEDA	ESP	Team#109 Retro Traffic Kawasaki	Kawasaki Ninja 400	3	I2	4.883	0.026	1'49.862	192,2	1'57.109	186,2
16	29	77 J. OSUNA SAEZ	ESP	DEZA-BOX 77 Racing Team	Kawasaki Ninja 400	3	I2	5.126	0.243	1'51.114	193,5	1'58.890	184,6
17	8	41 R. TRAGNI	ITA	Pata Yamaha AG Motorsport Italia	Yamaha YZF-R3	3	I2	6.473	1.347	1'51.867	193,2	1'56.763	184,0
18	24	33 S. VAN DEN HOVEN	NED	Molenaar Racing	Kawasaki Ninja 400	3	I2	9.208	2.735	1'52.404	192,5	1'58.440	184,9
19	22	80 G. MANSO	BRA	Yamaha AD78 FIM LA by MS Racing	Yamaha YZF-R3	3	I2	9.301	0.093	1'52.303	193,9	1'58.391	186,5
20	6	23 S. DI SORA	FRA	ARCO SASH MotoR University Team	Yamaha YZF-R3	3	I2	9.347	0.046	1'50.563	187,8	1'56.702	186,5
21	27	27 C. CLARK	USA	Accolade Smrz Racing BGR	Kawasaki Ninja 400	3	I2	11.202	1.855	1'52.636	192,2	1'58.793	179,7
22	31	12 D. CZARKOWSKI	NED	Racing DC	Yamaha YZF-R3	3	I2	11.242	0.040	1'52.675	188,8	1'59.051	180,0
23	25	25 M. MARTELLA	ITA	Kawasaki GP Project	Kawasaki Ninja 400	3	SPD	1 Sector	1 Sector	1'53.380	190,1	1'58.683	184,6
24	30	24 M. AGAZZI	ITA	MS Racing	Yamaha YZF-R3	3	SPD	1 Sector	0.866	1'53.548	187,2	1'59.023	181,8
25	32	11 F. NOVOTNY	CZE	Accolade Smrz Racing BGR	Kawasaki Ninja 400	3	SPD	1 Sector	0.024	1'53.097	192,2	1'59.572	182,1
26	33	71 I. BOLANO HERNANDEZ	ESP	DEZA-BOX 77 Racing Team	Kawasaki Ninja 400	3	SPD	1 Sector	3.916	1'55.964	189,8	1'59.579	181,2
27	34	29 G. ZANNINI	ITA	Team ProDina Kawasaki	Kawasaki Ninja 400	3	SPD	1 Sector	1.785	1'56.587	191,8	2'00.169	178,2
28	26	31 E. BARTOLINI	ITA	Yamaha Motoxrcing WorldSSP300 Team	Yamaha YZF-R3	3	SPD	1 Sector	0.750	1'57.148	192,2	1'58.726	187,2
29	23	38 D. SALVADOR	ESP	MS Racing	Yamaha YZF-R3	3	FL1	3 Sectors	2 Sectors	1'50.693	191,5	1'58.435	183,1
-----Not Classified-----													
RET	10	1 J. BUIS	NED	Freudenberg KTM-PALIGO Racing	KTM RC 390 R	2				1'50.755	187,2	1'56.841	188,2
RET	28	48 J. GARCIA GONZALEZ	ESP	KOVE Racing Team	Kove 321 RR-S	2				1'49.245	196,0	1'58.858	187,5
RET	17	62 K. FONTAINHA	BRA	Yamaha AD78 FIM LA by MS Racing	Yamaha YZF-R3	2				3'19.736	185,9	1'57.745	181,8
RET	12	91 M. VANNUCCI	ITA	Pata Yamaha AG Motorsport Italia	Yamaha YZF-R3	1					187,2	1'57.018	180,0
RET	11	9 E. ERCOLANI	ITA	Yamaha Motoxrcing WorldSSP300 Team	Yamaha YZF-R3	1					191,2	1'56.969	185,6

AIR	Humidity:	75%	Temp:	8°C
TRACK	Condition:	Dry	Temp:	17°C

Records	Pole [SP]	2021	V.Steeman	1'48.767	150,332 Km/h
	Race [RC1]	2023	J.Buis	1'48.952	150,077 Km/h
	All Times [WUP]	2023	D.Geiger	1'48.380	150,869 Km/h
	Race Fastest Lap	Lap 2	J.Garcia Gonzalez	1'49.245	149,675 Km/h

Start 20/04/2024 12:45 End 13:00 The results are provisional until the end of the time limit for protests and appeals and the completion of the technical checks.

These data/results cannot be reproduced, stored and/or transmitted in whole or in part by any manner of electronic, mechanical, photocopying, recording, broadcasting or otherwise now known or herein after developed without the previous express consent by the copyright owner, except for reproduction in daily press and regular printed publications on sale to the public within 60 days of the event related to those data/results and always provided that copyright symbol appears together as follows below.

© DORNA WSBK ORGANIZATION Srl 2024

Pirelli Dutch Round, 19–21 April 2024
Results Race 1 - Red Flag

Race Highlights

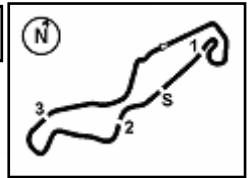
Time	No. Rider	Description
12.30.00		Sighting Lap Started
12.30.50	25 M. MARTELLA	Crashed - Re-Joined - Turn 1
12.42.55		Warm Up Lap Started
12.45.00		Official Ambient Temperature: 9.5 degrees
12.45.55		Start
12.48.15	62 K. FONTAINHA	Crashed - Turn 3
12.48.59	9 E. ERCOLANI	Crashed - Turn 8
12.49.00	91 M. VANNUCCI	Crashed - Turn 8
12.49.28	62 K. FONTAINHA	Re-joined
12.49.58	9 E. ERCOLANI	Out
12.50.01	91 M. VANNUCCI	Out
12.51.01		Incident in turn 8 will be investigated after the race
12.51.59	62 K. FONTAINHA	Stop - Technical Problem
12.52.03		No Jump Starts
12.52.32		RED FLAG
12.53.15	48 J. GARCIA GONZALEZ	Crashed - Turn 17
12.53.16	1 J. BUIS	Crashed - Turn 17
12.53.16	38 D. SALVADOR	Crashed - Turn 17
12.53.20	38 D. SALVADOR	Re-joined
12.58.48	62 K. FONTAINHA	Out
12.59.13	48 J. GARCIA GONZALEZ	Out
12.59.27	1 J. BUIS	Out
13.00.01		End Of Session

Start End The results are provisional until the end of the time limit for protests and appeals and the completion of the technical checks.

20/04/2024 12:45 13:00

These data/results cannot be reproduced, stored and/or transmitted in whole or in part by any manner of electronic, mechanical, photocopying, recording, broadcasting or otherwise now known or herein after developed without the previous express consent by the copyright owner, except for reproduction in daily press and regular printed publications on sale to the public within 60 days of the event related to those data/results and always provided that copyright symbol appears together as follows below.

© DORNA WSBK ORGANIZATION Srl 2024



Pirelli Dutch Round, 19–21 April 2024
Best Sectors & Speed Race 1 - Red Flag

RESULTS			LL	Int.	
1	7	L. VENEMAN	Kawasaki Ninja 400	3	I2
2	53	P. SVOBODA	Kawasaki Ninja 400	3	I2
3	56	G. PRATAMA	Yamaha YZF-R3	3	I2
4	55	U. CALATAYUD	Yamaha YZF-R3	3	I2
5	58	I. IGLESIAS BRAVO	Kawasaki Ninja 400	3	I2
6	17	R. BIJMAN	Kawasaki Ninja 400	3	I2
7	22	M. GARCIA	Kove 321 RR-5	3	I2
8	57	A. MAHENDRA	Yamaha YZF-R3	3	I2
9	26	M. GENNAI	Kawasaki Ninja 400	3	I2
10	47	F. SEABRIGHT	Kawasaki Ninja 400	3	I2
11	85	K. SABATUCCI	Kawasaki Ninja 400	3	I2
12	8	B. IERACI	Kawasaki Ninja 400	3	I2
13	43	M. GAGGI	Yamaha YZF-R3	3	I2
14	66	P. TONN	KTM RC 390 R	3	I2
15	88	D. MOGEDA	Kawasaki Ninja 400	3	I2
16	77	J. OSUNA SAEZ	Kawasaki Ninja 400	3	I2
17	41	R. TRAGNI	Yamaha YZF-R3	3	I2
18	33	S. VAN DEN HOVEN	Kawasaki Ninja 400	3	I2
19	80	G. MANSO	Yamaha YZF-R3	3	I2
20	23	S. DI SORA	Yamaha YZF-R3	3	I2
21	27	C. CLARK	Kawasaki Ninja 400	3	I2
22	12	D. CZARKOWSKI	Yamaha YZF-R3	3	I2
23	25	M. MARTELLA	Kawasaki Ninja 400	3	SPD
24	24	M. AGAZZI	Yamaha YZF-R3	3	SPD
25	11	F. NOVOTNY	Kawasaki Ninja 400	3	SPD
26	71	I. BOLANO HERNANDEZ	Kawasaki Ninja 400	3	SPD
27	29	G. ZANNINI	Kawasaki Ninja 400	3	SPD
28	31	E. BARTOLINI	Yamaha YZF-R3	3	SPD
29	38	D. SALVADOR	Yamaha YZF-R3	3	FL1
RET	1	J. BUIS	KTM RC 390 R	2	
RET	48	J. GARCIA GONZALEZ	Kove 321 RR-5	2	
RET	62	K. FONTAINHA	Yamaha YZF-R3	2	
RET	91	M. VANNUCCI	Yamaha YZF-R3	1	
RET	9	E. ERCOLANI	Yamaha YZF-R3	1	

SPEED				
1	85	K. SABATUCCI	Kawasaki Ninja 400	197,1
2	26	M. GENNAI	Kawasaki Ninja 400	197,1
3	48	J. GARCIA GONZALEZ	Kove 321 RR-5	196,0
4	66	P. TONN	KTM RC 390 R	195,7
5	17	R. BIJMAN	Kawasaki Ninja 400	195,3
6	55	U. CALATAYUD	Yamaha YZF-R3	194,6
7	80	G. MANSO	Yamaha YZF-R3	193,9
8	47	F. SEABRIGHT	Kawasaki Ninja 400	193,9
9	7	L. VENEMAN	Kawasaki Ninja 400	193,9
10	77	J. OSUNA SAEZ	Kawasaki Ninja 400	193,5
11	41	R. TRAGNI	Yamaha YZF-R3	193,2
12	22	M. GARCIA	Kove 321 RR-5	192,9
13	33	S. VAN DEN HOVEN	Kawasaki Ninja 400	192,5
14	57	A. MAHENDRA	Yamaha YZF-R3	192,5
15	11	F. NOVOTNY	Kawasaki Ninja 400	192,2
16	88	D. MOGEDA	Kawasaki Ninja 400	192,2
17	31	E. BARTOLINI	Yamaha YZF-R3	192,2
18	27	C. CLARK	Kawasaki Ninja 400	192,2
19	29	G. ZANNINI	Kawasaki Ninja 400	191,8
20	53	P. SVOBODA	Kawasaki Ninja 400	191,8
21	8	B. IERACI	Kawasaki Ninja 400	191,5
22	38	D. SALVADOR	Yamaha YZF-R3	191,5
23	9	E. ERCOLANI	Yamaha YZF-R3	191,2
24	43	M. GAGGI	Yamaha YZF-R3	191,2
25	25	M. MARTELLA	Kawasaki Ninja 400	190,1
26	56	G. PRATAMA	Yamaha YZF-R3	190,1
27	71	I. BOLANO HERNANDEZ	Kawasaki Ninja 400	189,8
28	12	D. CZARKOWSKI	Yamaha YZF-R3	188,8
29	58	I. IGLESIAS BRAVO	Kawasaki Ninja 400	188,5
30	23	S. DI SORA	Yamaha YZF-R3	187,8
31	1	J. BUIS	KTM RC 390 R	187,2
32	91	M. VANNUCCI	Yamaha YZF-R3	187,2
33	24	M. AGAZZI	Yamaha YZF-R3	187,2
34	62	K. FONTAINHA	Yamaha YZF-R3	185,9

SEG. 1			SEG. 2				
1	26	M. GENNAI	35.489	1	48	J. GARCIA GONZALEZ	17.652
2	55	U. CALATAYUD	35.554	2	26	M. GENNAI	17.725
3	88	D. MOGEDA	35.596	3	88	D. MOGEDA	17.777
4	22	M. GARCIA	35.602	4	57	A. MAHENDRA	17.792
5	43	M. GAGGI	35.603	5	85	K. SABATUCCI	17.806
6	85	K. SABATUCCI	35.607	6	17	R. BIJMAN	17.828
7	53	P. SVOBODA	35.654	7	53	P. SVOBODA	17.834
8	48	J. GARCIA GONZALEZ	35.662	8	47	F. SEABRIGHT	17.839
9	58	I. IGLESIAS BRAVO	35.662	9	22	M. GARCIA	17.844
10	38	D. SALVADOR	35.669	10	38	D. SALVADOR	17.861
11	56	G. PRATAMA	35.699	11	58	I. IGLESIAS BRAVO	17.883
12	23	S. DI SORA	35.728	12	7	L. VENEMAN	17.899
13	17	R. BIJMAN	35.736	13	55	U. CALATAYUD	17.927
14	47	F. SEABRIGHT	35.740	14	56	G. PRATAMA	17.951
15	1	J. BUIS	35.741	15	66	P. TONN	18.027
16	57	A. MAHENDRA	35.762	16	43	M. GAGGI	18.028
17	77	J. OSUNA SAEZ	35.765	17	77	J. OSUNA SAEZ	18.048
18	7	L. VENEMAN	35.777	18	33	S. VAN DEN HOVEN	18.052
19	8	B. IERACI	35.813	19	8	B. IERACI	18.108
20	9	E. ERCOLANI	36.019	20	23	S. DI SORA	18.140
21	27	C. CLARK	36.086	21	1	J. BUIS	18.179
22	91	M. VANNUCCI	36.092	22	80	G. MANSO	18.228
23	66	P. TONN	36.139	23	41	R. TRAGNI	18.251
24	41	R. TRAGNI	36.195	24	12	D. CZARKOWSKI	18.305
25	25	M. MARTELLA	36.296	25	91	M. VANNUCCI	18.326
26	12	D. CZARKOWSKI	36.333	26	9	E. ERCOLANI	18.363
27	80	G. MANSO	36.334	27	27	C. CLARK	18.388
28	33	S. VAN DEN HOVEN	36.451	28	62	K. FONTAINHA	18.438
29	24	M. AGAZZI	36.689	29	71	I. BOLANO HERNANDEZ	18.514
30	11	F. NOVOTNY	36.704	30	24	M. AGAZZI	18.529
31	29	G. ZANNINI	37.360	31	31	E. BARTOLINI	18.562
32	71	I. BOLANO HERNANDEZ	37.387	32	25	M. MARTELLA	18.572
33	31	E. BARTOLINI	37.685	33	11	F. NOVOTNY	18.633
34	62	K. FONTAINHA	37.810	34	29	G. ZANNINI	18.786

SEG. 3			SEG. 4				
1	48	J. GARCIA GONZALEZ	30.070	1	48	J. GARCIA GONZALEZ	25.604
2	22	M. GARCIA	30.447	2	7	L. VENEMAN	25.647
3	38	D. SALVADOR	30.458	3	1	J. BUIS	25.742
4	26	M. GENNAI	30.519	4	53	P. SVOBODA	25.743
5	55	U. CALATAYUD	30.537	5	77	J. OSUNA SAEZ	25.771
6	56	G. PRATAMA	30.593	6	85	K. SABATUCCI	25.800
7	85	K. SABATUCCI	30.595	7	22	M. GARCIA	25.820
8	23	S. DI SORA	30.612	8	88	D. MOGEDA	25.843
9	57	A. MAHENDRA	30.621	9	26	M. GENNAI	25.846
10	88	D. MOGEDA	30.633	10	38	D. SALVADOR	25.861
11	7	L. VENEMAN	30.635	11	55	U. CALATAYUD	25.872
12	53	P. SVOBODA	30.637	12	43	M. GAGGI	25.887
13	1	J. BUIS	30.685	13	17	R. BIJMAN	25.894
14	47	F. SEABRIGHT	30.725	14	57	A. MAHENDRA	25.912
15	8	B. IERACI	30.740	15	23	S. DI SORA	25.913
16	17	R. BIJMAN	30.755	16	62	K. FONTAINHA	25.996
17	77	J. OSUNA SAEZ	30.812	17	91	M. VANNUCCI	26.104
18	43	M. GAGGI	30.831	18	8	B. IERACI	26.129
19	66	P. TONN	30.966	19	66	P. TONN	26.148
20	41	R. TRAGNI	31.015	20	9	E. ERCOLANI	26.156
21	12	D. CZARKOWSKI	31.049	21	56	G. PRATAMA	26.164
22	33	S. VAN DEN HOVEN	31.128	22	47	F. SEABRIGHT	26.205
23	27	C. CLARK	31.141	23	41	R. TRAGNI	26.339
24	80	G. MANSO	31.159	24	11	F. NOVOTNY	26.348
25	91	M. VANNUCCI	31.306	25	12	D. CZARKOWSKI	26.499
26	11	F. NOVOTNY	31.309	26	80	G. MANSO	26.500
27	25	M. MARTELLA	31.367	27	27	C. CLARK	26.522
28	9	E. ERCOLANI	31.477	28	33	S. VAN DEN HOVEN	26.530
29	24	M. AGAZZI	31.502	29	24	M. AGAZZI	26.600
30	62	K. FONTAINHA	31.835	30	25	M. MARTELLA	26.867
31	71	I. BOLANO HERNANDEZ	32.181	31	71	I. BOLANO HERNANDEZ	27.186
32	29	G. ZANNINI	32.728	32	29	G. ZANNINI	27.225
33	31	E. BARTOLINI	33.122	33	31	E. BARTOLINI	27.230

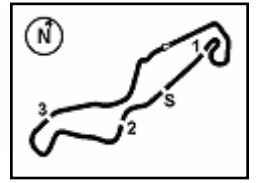
20/04/2024

These data/results cannot be reproduced, stored and/or transmitted in whole or in part by any manner of electronic, mechanical, photocopying, recording, broadcasting or otherwise now known or herein after developed without the previous express consent by the copyright owner, except for reproduction in daily press and regular printed publications on sale to the public within 60 days of the event related to those data/results and always provided that copyright symbol appears together as follows below.

© DORNA WSBK ORGANIZATION Srl 2024

FIGR PERUGIA TIMING





TT Circuit Assen 4.542 m

Pirelli Dutch Round, 19-21 April 2024
Lap Chart Race 1 - Red Flag

	Lap		
	1	2	3
1	1	1	7
2	56	57	53
3	57	23	56
4	23	56	57
5	7	7	55
6	17	53	17
7	47	48	47
8	22	47	58
9	53	17	22
10	55	55	85
11	91	22	26
12	9	58	8
13	58	85	43
14	48	38	66
15	26	26	88
16	85	8	77
17	62	66	41
18	38	77	23
19	41	43	33
20	66	41	80
21	43	80	12
22	8	88	27
23	77	33	25
24	80	12	24
25	33	27	11
26	88	25	71
27	12	24	29
28	27	11	31
29	31	71	38
30	71	31	
31	25	29	
32	24	62	
33	11		
34	29		

20/04/2024

These data/results cannot be reproduced, stored and/or transmitted in whole or in part by any manner of electronic, mechanical, photocopying, recording, broadcasting or otherwise now known or herein after developed without the previous express consent by the copyright owner, except for reproduction in daily press and regular printed publications on sale to the public within 60 days of the event related to those data/results and always provided that copyright symbol appears together as follows below.

© DORNA WSBK ORGANIZATION Srl 2024

Pirelli Dutch Round, 19–21 April 2024
Lap Chart Race 1 - Red Flag

2 / 3

Lap 1			
1	1 J.Buis	1'56.736	3 56 G.Pratama 0.443
2	56 G.Pratama	0.301	4 57 A.Mahendra 0.707
3	57 A.Mahendra	0.349	5 55 U.Calatayud 0.806
4	23 S.Di Sora	0.474	6 17 R.Bijman 0.905
5	7 L.Veneman	0.607	7 47 F.Seabright 0.939
6	17 R.Bijman	0.908	8 58 I.Iglesias Bravo 1.034
7	47 F.Seabright	0.974	9 22 M.Garcia 1.162
8	22 M.Garcia	1.094	10 85 K.Sabatucci 1.466
9	53 P.Svoboda	1.335	11 26 M.Gennai 1.643
10	55 U.Calatayud	1.581	12 8 B.Ieraci 4.289
11	91 M.Vannucci	1.832	13 43 M.Gaggi 4.395
12	9 E.Ercolani	1.973	14 66 P.Tonn 4.600
13	58 I.Iglesias Bravo	2.116	15 88 D.Mogeda 4.893
14	48 J.Garcia Gonzalez	2.468	16 77 J.Osuna Saez 5.268
15	26 M.Gennai	2.520	17 41 R.Tragni 5.844
16	85 K.Sabatucci	2.680	18 23 S.Di Sora 7.150
17	62 K.Fontainha	3.001	19 33 S.Van Den Hoven 8.068
18	38 D.Salvador	3.038	20 80 G.Manso 8.176
19	41 R.Tragni	3.481	21 12 D.Czarkowski 10.043
20	66 P.Tonn	3.502	22 27 C.Clark 10.474
21	43 M.Gaggi	3.685	23 25 M.Martella 14.150
22	8 B.Ieraci	3.907	24 24 M.Agazzi 14.709
23	77 J.Osuna Saez	4.155	25 11 F.Novotny 14.859
24	80 G.Manso	4.380	26 71 I.Bolano Hernandez 17.779
25	33 S.Van Den Hoven	4.585	27 29 G.Zannini 19.730
26	88 D.Mogeda	6.227	28 31 E.Bartolini 20.209
27	12 D.Czarkowski	6.602	29 38 D.Salvador 41.511
28	27 C.Clark	6.881	
29	31 E.Bartolini	7.151	
30	71 I.Bolano Hernandez	7.368	
31	25 M.Martella	7.519	
32	24 M.Agazzi	7.556	
33	11 F.Novotny	7.648	
34	29 G.Zannini	7.828	

Lap 2		
1	1 J.Buis	3'47.491
2	57 A.Mahendra	0.139
3	23 S.Di Sora	0.282
4	56 G.Pratama	0.465
5	7 L.Veneman	0.530
6	53 P.Svoboda	0.755
7	48 J.Garcia Gonzalez	0.958
8	47 F.Seabright	1.092
9	17 R.Bijman	1.214
10	55 U.Calatayud	1.292
11	22 M.Garcia	2.489
12	58 I.Iglesias Bravo	2.521
13	85 K.Sabatucci	2.818
14	38 D.Salvador	2.976
15	26 M.Gennai	3.234
16	8 B.Ieraci	4.212
17	66 P.Tonn	4.304
18	77 J.Osuna Saez	4.514
19	43 M.Gaggi	4.618
20	41 R.Tragni	5.147
21	80 G.Manso	5.928
22	88 D.Mogeda	6.201
23	33 S.Van Den Hoven	6.234
24	12 D.Czarkowski	8.538
25	27 C.Clark	9.008
26	25 M.Martella	11.940
27	24 M.Agazzi	12.331
28	11 F.Novotny	12.932
29	71 I.Bolano Hernandez	12.985
30	31 E.Bartolini	14.231
31	29 G.Zannini	14.313
32	62 K.Fontainha	1'31.982

Lap 3		
1	7 L.Veneman	5'38.661
2	53 P.Svoboda	0.257

20/04/2024
These data/results cannot be reproduced, stored and/or transmitted in whole or in part by any manner of electronic, mechanical, photocopying, recording, broadcasting or otherwise now known or herein after developed without the previous express consent by the copyright owner, except for reproduction in daily press and regular printed publications on sale to the public within 60 days of the event related to those data/results and always provided that copyright symbol appears together as follows below.
© DORNA WSBK ORGANIZATION Srl 2024

Pirelli Dutch Round, 19–21 April 2024
Lap Chart Race 1 - Red Flag

Race Pace Comparison

	7 Ven	53 Svo	56 Pra	55 Cal	58 Igl	17 Bij	22 Gar	57 Mah	26 Gen	47 Sea	85 Sab	8 Ier	43 Gag	25 Mar
1	1'57.343	1'58.071	1'57.037	1'58.317	1'58.852	1'57.644	1'57.830	1'57.085	1'59.256	1'57.710	1'59.416	2'00.643	2'00.421	2'04.255
2	1'50.678	1'50.175	1'50.919	1'50.466	1'51.160	1'51.061	1'52.150	1'50.545	1'51.469	1'50.873	1'50.893	1'51.060	1'51.688	1'55.176
3	1'50.640	1'50.672	1'51.148	1'50.684	1'49.683	1'50.861	1'49.843	1'51.738	1'49.579	1'51.017	1'49.818	1'51.247	1'50.947	1'53.380

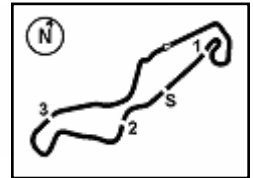
	66 Ton	88 Mog	77 Osu	41 Tra	33 VaD	80 Man	23 DiS	27 Cla	24 Aga	11 Nov	71 Bol	29 Zan	31 Bar	38 Sal
1	2'00.238	2'02.963	2'00.891	2'00.217	2'01.321	2'01.116	1'57.210	2'03.617	2'04.292	2'04.384	2'04.104	2'04.564	2'03.887	1'59.774
2	1'51.557	1'50.729	1'51.114	1'52.421	1'52.404	1'52.303	1'50.563	1'52.882	1'55.530	1'56.039	1'56.372	1'57.240	1'57.835	1'50.693
3	1'51.466	1'49.862	1'51.924	1'51.867	1'53.004	1'53.418	1'58.038	1'52.636	1'53.548	1'53.097	1'55.964	1'56.587	1'57.148	2'29.705

	12 Cza	1 Bui	48 GaJ	62 Fon	91 Van	9 Erc
1	2'03.338	1'56.736	1'59.204	1'59.737	1'58.568	1'58.709
2	1'52.691	1'50.755	1'49.245	3'19.736		
3	1'52.675					

20/04/2024

These data/results cannot be reproduced, stored and/or transmitted in whole or in part by any manner of electronic, mechanical, photocopying, recording, broadcasting or otherwise now known or herein after developed without the previous express consent by the copyright owner, except for reproduction in daily press and regular printed publications on sale to the public within 60 days of the event related to those data/results and always provided that copyright symbol appears together as follows below.

© DORNA WSBK ORGANIZATION Srl 2024



Pirelli Dutch Round, 19-21 April 2024
Chronological Analysis Race 1 - Red Flag

Start at 12:45'46.595

1 / 2

1° 7 L. VENEMAN [1'50.640]							
Lap	Seg.1	Seg.2	Seg.3	Seg.4	Lap Time	km/h	Local Time
1		18.168	30.938	25.840	1'57.343	193,9	12:47'43.938
2	36.040	18.150	30.841	25.647	1'50.678	190,8	12:49'34.616
3	35.947	17.899	30.635	26.159	1'50.640	193,2	12:51'25.256
4	35.777	18.198				183,4	

Last Passing Point I2 at 12:52'19.231

2° 53 P. SVOBODA [1'50.175]							
Lap	Seg.1	Seg.2	Seg.3	Seg.4	Lap Time	km/h	Local Time
1		18.857	31.295	25.889	1'58.071	184,9	12:47'44.666
2	35.961	17.834	30.637	25.743	1'50.175	191,8	12:49'34.841
3	35.872	18.070	30.716	26.014	1'50.672	189,5	12:51'25.513
4	35.654	18.290				186,5	

Last Passing Point I2 at 12:52'19.457

3° 56 G. PRATAMA [1'50.919]							
Lap	Seg.1	Seg.2	Seg.3	Seg.4	Lap Time	km/h	Local Time
1		18.441	30.955	26.164	1'57.037	183,4	12:47'43.632
2	35.699	18.260	30.796	26.164	1'50.919	185,6	12:49'34.551
3	35.720	17.951	30.593	26.884	1'51.148	190,1	12:51'25.699
4	35.745	18.065				186,2	

Last Passing Point I2 at 12:52'19.509

4° 55 U. CALATAYUD [1'50.466]							
Lap	Seg.1	Seg.2	Seg.3	Seg.4	Lap Time	km/h	Local Time
1		19.016	31.420	25.915	1'58.317	183,1	12:47'44.912
2	35.554	18.025	31.015	25.872	1'50.466	190,8	12:49'35.378
3	35.774	17.927	30.537	26.446	1'50.684	194,6	12:51'26.062
4	35.609	18.025				186,5	

Last Passing Point I2 at 12:52'19.696

5° 58 I. IGLESIAS BRAVO [1'49.683]							
Lap	Seg.1	Seg.2	Seg.3	Seg.4	Lap Time	km/h	Local Time
1					1'58.852		12:47'45.447
2					1'51.160		12:49'36.607
3					1'49.683		12:51'26.290
4	35.662	17.883				188,5	

Last Passing Point I2 at 12:52'19.835

6° 17 R. BIJMAN [1'50.861]							
Lap	Seg.1	Seg.2	Seg.3	Seg.4	Lap Time	km/h	Local Time
1		18.287	30.911	25.894	1'57.644	190,1	12:47'44.239
2	36.009	17.828	31.156	26.068	1'51.061	192,5	12:49'35.300
3	35.736	17.846	30.755	26.524	1'50.861	195,3	12:51'26.161
4	35.970	17.932				188,8	

Last Passing Point I2 at 12:52'20.063

7° 22 M. GARCIA [1'49.843]							
Lap	Seg.1	Seg.2	Seg.3	Seg.4	Lap Time	km/h	Local Time
1		18.415	31.234	25.895	1'57.830	188,2	12:47'44.425
2	37.076	18.460	30.794	25.820	1'52.150	187,2	12:49'36.575
3	35.602	17.918	30.447	25.876	1'49.843	191,2	12:51'26.418
4	35.882	17.844				192,9	

Last Passing Point I2 at 12:52'20.144

8° 57 A. MAHENDRA [1'50.545]							
Lap	Seg.1	Seg.2	Seg.3	Seg.4	Lap Time	km/h	Local Time
1		18.627	31.000	26.431	1'57.085	176,8	12:47'43.680
2	35.981	18.031	30.621	25.912	1'50.545	185,6	12:49'34.225
3	35.762	18.387	31.054	26.535	1'51.738	186,5	12:51'25.963
4	36.504	17.792				192,5	

Last Passing Point I2 at 12:52'20.259

9° 26 M. GENNAI [1'49.579]							
Lap	Seg.1	Seg.2	Seg.3	Seg.4	Lap Time	km/h	Local Time
1		18.235	31.474	26.310	1'59.256	192,9	12:47'45.851
2	36.017	18.361	30.769	26.322	1'51.469	197,1	12:49'37.320

3	35.489	17.725	30.519	25.846	1'49.579	191,8	12:51'26.899
4	35.786	17.757				193,5	

Last Passing Point I2 at 12:52'20.442

10° 47 F. SEABRIGHT [1'50.873]							
Lap	Seg.1	Seg.2	Seg.3	Seg.4	Lap Time	km/h	Local Time
1		18.190	31.105	26.306	1'57.710	187,8	12:47'44.305
2	35.797	18.113	30.758	26.205	1'50.873	188,2	12:49'35.178
3	35.740	18.102	30.725	26.450	1'51.017	189,8	12:51'26.195
4	36.467	17.839				193,9	

Last Passing Point I2 at 12:52'20.501

11° 85 K. SABATUCCI [1'49.818]							
Lap	Seg.1	Seg.2	Seg.3	Seg.4	Lap Time	km/h	Local Time
1		18.481	31.426	25.910	1'59.416	186,9	12:47'46.011
2	36.047	18.175	30.681	25.990	1'50.893	197,1	12:49'36.904
3	35.607	17.816	30.595	25.800	1'49.818	189,8	12:51'26.722
4	36.088	17.806				191,2	

Last Passing Point I2 at 12:52'20.616

12° 8 B. IERACI [1'51.060]							
Lap	Seg.1	Seg.2	Seg.3	Seg.4	Lap Time	km/h	Local Time
1		18.516	31.727	26.351	2'00.643	191,5	12:47'47.238
2	35.963	18.108	30.860	26.129	1'51.060	188,2	12:49'38.298
3	35.813	18.453	30.740	26.241	1'51.247	184,0	12:51'29.545
4	35.921	18.287				186,5	

Last Passing Point I2 at 12:52'23.753

13° 43 M. GAGGI [1'50.947]							
Lap	Seg.1	Seg.2	Seg.3	Seg.4	Lap Time	km/h	Local Time
1		18.946	31.784	26.212	2'00.421	186,2	12:47'47.016
2	36.610	18.235	30.831	26.012	1'51.688	186,2	12:49'38.704
3	36.159	18.028	30.873	25.887	1'50.947	191,2	12:51'29.651
4	35.603	18.607				182,7	

Last Passing Point I2 at 12:52'23.861

14° 66 P. TONN [1'51.466]							
Lap	Seg.1	Seg.2	Seg.3	Seg.4	Lap Time	km/h	Local Time
1		18.342	31.769	26.177	2'00.238	195,7	12:47'46.833
2	36.139	18.027	31.243	26.148	1'51.557	190,1	12:49'38.390
3	36.213	18.105	30.966	26.182	1'51.466	188,8	12:51'29.856
4	36.195	18.037				192,2	

Last Passing Point I2 at 12:52'24.088

15° 88 D. MOGEDA [1'49.862]							
Lap	Seg.1	Seg.2	Seg.3	Seg.4	Lap Time	km/h	Local Time
1		18.125	32.826	26.425	2'02.963	192,2	12:47'49.558
2	36.064	18.070	30.633	25.962	1'50.729	186,9	12:49'40.287
3	35.596	17.777	30.646	25.843	1'49.862	190,1	12:51'30.149
4	35.660	18.305				185,2	

Last Passing Point I2 at 12:52'24.114

16° 77 J. OSUNA SAEZ [1'51.114]							
Lap	Seg.1	Seg.2	Seg.3	Seg.4	Lap Time	km/h	Local Time
1		18.443	31.784	26.402	2'00.891	193,5	12:47'47.486
2	36.145	18.386	30.812	25.771	1'51.114	185,6	12:49'38.600
3	36.193	18.048	31.174	26.509	1'51.924	190,1	12:51'30.524
4	35.765	18.068				187,8	

Last Passing Point I2 at 12:52'24.357

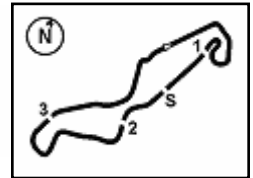
17° 41 R. TRAGNI [1'51.867]							
Lap	Seg.1	Seg.2	Seg.3	Seg.4	Lap Time	km/h	Local Time
1		18.463	31.856	26.572	2'00.217	190,8	12:47'46.812
2	36.524	18.336	31.222	26.339	1'52.421	193,2	12:49'39.233
3	36.195	18.251	31.015	26.406	1'51.867	186,5	12:51'31.100
4	36.252	18.352				184,0	

Last Passing Point I2 at 12:52'25.704

20/04/2024 P = Pits In/Dut - C = Lap Time Cancelled

These data/results cannot be reproduced, stored and/or transmitted in whole or in part by any manner of electronic, mechanical, photocopying, recording, broadcasting or otherwise now known or herein after developed without the previous express consent by the copyright owner, except for reproduction in daily press and regular printed publications on sale to the public within 60 days of the event related to those data/results and always provided that copyright symbol appears together as follows below.

© DORNA WSBK ORGANIZATION Srl 2024



Pirelli Dutch Round, 19-21 April 2024
Chronological Analysis Race 1 - Red Flag

Start at 12:45'46.595

2 / 2

18° 33 S. VAN DEN HOVEN [1'52.404]							
Lap	Seg.1	Seg.2	Seg.3	Seg.4	Lap Time	km/h	Local Time
1		18.333	31.868	26.530	2'01.321	192,5	12:47'47.916
2	36.495	18.052	31.128	26.729	1'52.404	191,2	12:49'40.320
3	36.451	18.388	31.514	26.651	1'53.004	186,9	12:51'33.324
4	36.591	18.524				184,0	

Last Passing Point I2 at 12:52'28.439

19° 80 G. MANSO [1'52.303]							
Lap	Seg.1	Seg.2	Seg.3	Seg.4	Lap Time	km/h	Local Time
1		18.504	31.826	26.500	2'01.116	193,9	12:47'47.711
2	36.334	18.228	31.159	26.582	1'52.303	189,1	12:49'40.014
3	36.905	18.435	31.361	26.717	1'53.418	188,2	12:51'33.432
4	36.639	18.461				186,2	

Last Passing Point I2 at 12:52'28.532

20° 23 S. DI SORA [1'50.563]							
Lap	Seg.1	Seg.2	Seg.3	Seg.4	Lap Time	km/h	Local Time
1		18.150	30.716	26.145	1'57.210	187,8	12:47'43.805
2	35.728	18.140	30.782	25.913	1'50.563	182,7	12:49'34.368
3	35.840	18.145	30.612	33.441	1'58.038	185,2	12:51'32.406
4	37.805	18.367				186,2	

Last Passing Point I2 at 12:52'28.578

21° 27 C. CLARK [1'52.636]							
Lap	Seg.1	Seg.2	Seg.3	Seg.4	Lap Time	km/h	Local Time
1		18.518	33.069	26.977	2'03.617	192,2	12:47'50.212
2	36.559	18.660	31.141	26.522	1'52.882	181,8	12:49'43.094
3	36.288	18.388	31.435	26.525	1'52.636	185,6	12:51'35.730
4	36.086	18.617				187,8	

Last Passing Point I2 at 12:52'30.433

22° 12 D. CZARKOWSKI [1'52.675]							
Lap	Seg.1	Seg.2	Seg.3	Seg.4	Lap Time	km/h	Local Time
1		18.515	33.081	26.909	2'03.338	188,8	12:47'49.933
2	36.714	18.429	31.049	26.499	1'52.691	182,1	12:49'42.624
3	36.532	18.305	31.175	26.663	1'52.675	180,6	12:51'35.299
4	36.333	18.841				181,5	

Last Passing Point I2 at 12:52'30.473

23° 25 M. MARTELLA [1'53.380]							
Lap	Seg.1	Seg.2	Seg.3	Seg.4	Lap Time	km/h	Local Time
1		18.572	32.817	27.241	2'04.255	190,1	12:47'50.850
2	37.550	18.761	31.687	27.178	1'55.176	180,9	12:49'46.026
3	36.443	18.703	31.367	26.867	1'53.380	179,1	12:51'39.406
4	36.296					178,5	

Last Passing Point SPD at 12:52'23.008

24° 24 M. AGAZZI [1'53.548]							
Lap	Seg.1	Seg.2	Seg.3	Seg.4	Lap Time	km/h	Local Time
1		18.529	32.885	27.488	2'04.292	187,2	12:47'50.887
2	38.034	18.717	31.933	26.846	1'55.530	185,2	12:49'46.417
3	36.712	18.734	31.502	26.600	1'53.548	181,2	12:51'39.965
4	36.689					181,2	

Last Passing Point SPD at 12:52'23.874

25° 11 F. NOVOTNY [1'53.097]							
Lap	Seg.1	Seg.2	Seg.3	Seg.4	Lap Time	km/h	Local Time
1		18.663	32.685	27.287	2'04.384	192,2	12:47'50.979
2	37.904	18.876	32.273	26.986	1'56.039	187,5	12:49'47.018
3	36.807	18.633	31.309	26.348	1'53.097	181,2	12:51'40.115
4	36.704					183,4	

Last Passing Point SPD at 12:52'23.898

26° 71 I. BOLAND HERNANDEZ [1'55.964]							
Lap	Seg.1	Seg.2	Seg.3	Seg.4	Lap Time	km/h	Local Time
1		18.514	33.438	27.186	2'04.104	189,8	12:47'50.699
2	38.131	18.683	32.181	27.377	1'56.372	186,5	12:49'47.071

3	37.387	18.842	32.357	27.378	1'55.964	180,0	12:51'43.035
4	37.458					177,6	

Last Passing Point SPD at 12:52'27.814

27° 29 G. ZANNINI [1'56.587]							
Lap	Seg.1	Seg.2	Seg.3	Seg.4	Lap Time	km/h	Local Time
1		18.786	32.728	27.225	2'04.564	191,8	12:47'51.159
2	37.861	18.865	33.022	27.492	1'57.240	182,4	12:49'48.399
3	37.500	18.960	32.824	27.303	1'56.587	180,6	12:51'44.986
4	37.360					180,6	

Last Passing Point SPD at 12:52'29.599

28° 31 E. BARTOLINI [1'57.148]							
Lap	Seg.1	Seg.2	Seg.3	Seg.4	Lap Time	km/h	Local Time
1		18.562	33.150	27.462	2'03.887	192,2	12:47'50.482
2	38.144	18.964	33.122	27.605	1'57.835	183,4	12:49'48.317
3	38.023	18.737	33.158	27.230	1'57.148	184,6	12:51'45.465
4	37.685					183,7	

Last Passing Point SPD at 12:52'30.349

29° 38 D. SALVADOR [1'50.693]							
Lap	Seg.1	Seg.2	Seg.3	Seg.4	Lap Time	km/h	Local Time
1		18.328	31.368	25.975	1'59.774	191,5	12:47'46.369
2	35.929	18.050	30.853	25.861	1'50.693	188,2	12:49'37.062
3	35.669	17.861	30.458	1'05.717	2'29.705	190,1	12:52'06.767
4							

Last Passing Point FL1 at 12:52'28.940

RET 1 J. BUIS [1'50.755]							
Lap	Seg.1	Seg.2	Seg.3	Seg.4	Lap Time	km/h	Local Time
1		18.179	30.888	25.742	1'56.736	187,2	12:47'43.331
2	35.895	18.215	30.685	25.960	1'50.755	182,7	12:49'34.086
3	35.741	18.181	30.720			184,3	

Last Passing Point I3.1 at 12:51'13.389

RET 48 J. GARCIA GONZALEZ [1'49.245]							
Lap	Seg.1	Seg.2	Seg.3	Seg.4	Lap Time	km/h	Local Time
1		18.083	31.493	25.913	1'59.204	194,9	12:47'45.799
2	35.919	17.652	30.070	25.604	1'49.245	196,0	12:49'35.044
3	35.662	17.888	30.394			189,5	

Last Passing Point I3.1 at 12:51'13.467

RET 62 K. FONTAINHA [3'19.736]							
Lap	Seg.1	Seg.2	Seg.3	Seg.4	Lap Time	km/h	Local Time
1		18.438	31.835	25.996	1'59.737	185,9	12:47'46.332
2	1'58.142	20.158	33.803	27.633	3'19.736	173,9	12:51'06.068
3	37.810	19.110				177,3	

Last Passing Point I2 at 12:52'02.988

RET 91 M. VANNUCCI							
Lap	Seg.1	Seg.2	Seg.3	Seg.4	Lap Time	km/h	Local Time
1		18.326	31.306	26.104	1'58.568	187,2	12:47'45.163
2	36.092	18.589				183,1	

Last Passing Point I2 at 12:48'39.844

RET 9 E. ERCOLANI							
Lap	Seg.1	Seg.2	Seg.3	Seg.4	Lap Time	km/h	Local Time
1		18.363	31.477	26.156	1'58.709	191,2	12:47'45.304
2	36.019					185,2	

Last Passing Point SPD at 12:48'28.396

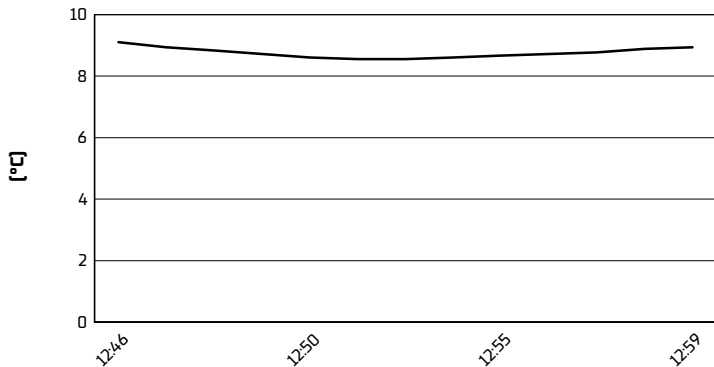
20/04/2024 P = Pits In/Dut - C = Lap Time Cancelled

These data/results cannot be reproduced, stored and/or transmitted in whole or in part by any manner of electronic, mechanical, photocopying, recording, broadcasting or otherwise now known or herein after developed without the previous express consent by the copyright owner, except for reproduction in daily press and regular printed publications on sale to the public within 60 days of the event related to those data/results and always provided that copyright symbol appears together as follows below.

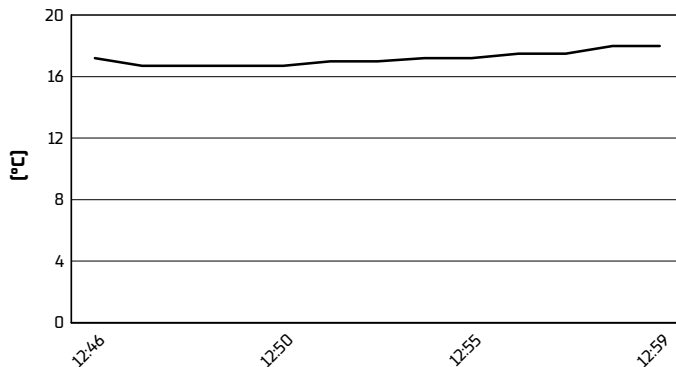
© DORNA WSBK ORGANIZATION Srl 2024

Pirelli Dutch Round, 19-21 April 2024
Weather Report Race 1 - Red Flag
Session started 12:46 - Session ended 13:00


Air Temperature



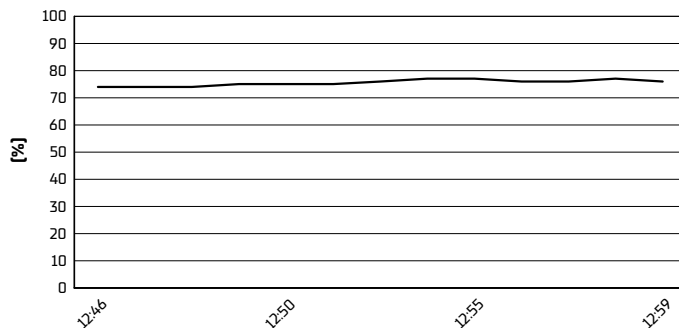
Track Temperature



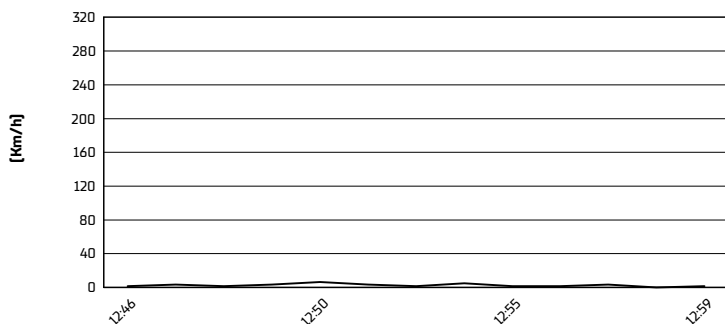
Air Pressure



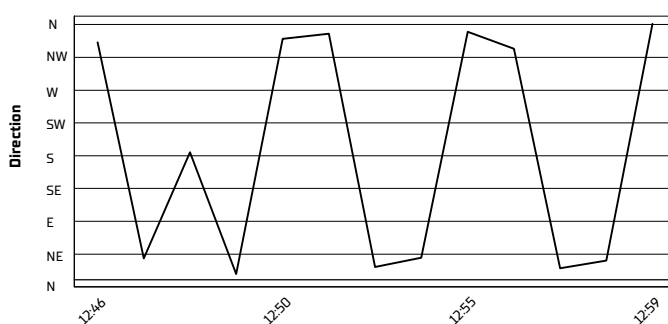
Humidity



Wind Speed



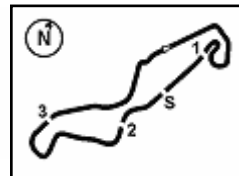
Wind Direction



20/04/2024

These data/results cannot be reproduced, stored and/or transmitted in whole or in part by any manner of electronic, mechanical, photocopying, recording, broadcasting or otherwise now known or herein after developed without the previous express consent by the copyright owner, except for reproduction in daily press and regular printed publications on sale to the public within 60 days of the event related to those data/results and always provided that copyright symbol appears together as follows below.

© DORNA WSBK ORGANIZATION Srl 2024



TT Circuit Assen 4.542 m

Pirelli Dutch Round, 19-21 April 2024

Starting Grid - Race 1 ReStart (5 Laps x 4,542 km = 22,710 km)

1	1	7 VENEMAN L. Kawasaki	2	53 SVOBODA P. Kawasaki	3	56 PRATAMA G. Yamaha
2	4	55 CALATAYUD U. Yamaha	5	58 IGLESIAS BRAVO I Kawasaki	6	17 BIJMAN R. Kawasaki
3	7	22 GARCIA M. Kove	8	57 MAHENDRA A. Yamaha	9	26 GENNAI M. Kawasaki
4	10	47 SEABRIGHT F. Kawasaki	11	85 SABATUCCI K. Kawasaki	12	8 IERACI B. Kawasaki
5	13	43 GAGGI M. Yamaha	14	66 TONN P. KTM	15	88 MOGEDA D. Kawasaki
6	16	77 OSUNA SAEZ J. Kawasaki	17	41 TRAGNI R. Yamaha	18	33 VAN DEN HOVEN S. Kawasaki
7	19	80 MANSO G. Yamaha	20	23 DI SORA S. Yamaha	21	27 CLARK C. Kawasaki
8	22	12 CZARKOWSKI D. Yamaha	23	25 MARTELLA M. Kawasaki	24	24 AGAZZI M. Yamaha
9	25	11 NOVOTNY F. Kawasaki	26	71 BOLANO HERNANDEZ Kawasaki	27	29 ZANNINI G. Kawasaki
10	28	31 BARTOLINI E. Yamaha	29	38 SALVADOR D. Yamaha		

N.31 (Bartolini E.) has been penalized with 2xLLP

* = Penalized

20/04/2024 The Race Director

These data/results cannot be reproduced, stored and/or transmitted in whole or in part by any manner of electronic, mechanical, photocopying, recording, broadcasting or otherwise now known or herein after developed without the previous express consent by the copyright owner, except for reproduction in daily press and regular printed publications on sale to the public within 60 days of the event related to those data/results and always provided that copyright symbol appears together as follows below. @ DORNA WSBK ORGANIZATION Srl 2024