

TT Circuit Assen 4.542 m

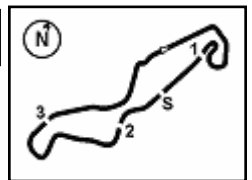
Pirelli Dutch Round, 19–21 April 2024
Biographical Entry List

No.	Rider (Abbreviation)	Nat	Bike	Wins 2024	Podiums 2024	Pole 2024	Races 2024	Tyres
	Age Date of Birth Place of Birth		Team					
1	1 BUIS Jeffrey (Bui) 22 27/12/2001 Meppel	NED	KTM RC 390 R Freudenberg KTM-PALIGO Racing	12 1	21 1	2	57 2	Pireli
2	7 VENEMAN Loris (Ven) 17 10/09/2006 Dalfsen	NED	Kawasaki Ninja 400 MTM Kawasaki	1	2		18 2	Pireli
3	8 IERACI Bruno (Ier) 23 14/08/2000 Giulianova	ITA	Kawasaki Ninja 400 Team ProDina Kawasaki	2	4 1		54 2	Pireli
4	9 ERCOLANI Emiliano (Erc) 19 16/02/2005 Pesaro	ITA	Yamaha YZF-R3 Yamaha Motocrossing WorldSSP300 Team				2 2	Pireli
5	11 NOVOTNY Filip (Nov) 16 11/09/2007 Brno	CZE	Kawasaki Ninja 400 Accolade Smrz Racing BGR				2 2	Pireli
6 *	12 CZARKOWSKI Dylan (Cza) 17 12/06/2006 Pontivy	NED	Yamaha YZF-R3 Racing DC					Pireli
7	17 BIJMAN Ruben (Bij) 20 27/09/2003 Lopik	NED	Kawasaki Ninja 400 Team Flembbo-PL Performances				47 2	Pireli
8	22 GARCIA Marc (Gar) 24 01/11/1999 Barbera Del Valles	ESP	Kove 321 RR-5 KOVE Racing Team	7	14	2	62 2	Pireli
9	23 DI SORA Samuel (DiS) 22 08/05/2001 Bayonne	FRA	Yamaha YZF-R3 ARCO SASH MotoR University Team	2	14 1		67 2	Pireli
10	24 AGAZZI Michel (Aga) 22 02/09/2001 Bergamo	ITA	Yamaha YZF-R3 MS Racing				4 2	Pireli
11	25 MARTELLA Mattia (Mar) 19 25/02/2005 Alatri - Frosinone	ITA	Kawasaki Ninja 400 Kawasaki GP Project				20 2	Pireli
12	26 GENNAI Mirko (Gen) 21 07/03/2003 Firenze	ITA	Kawasaki Ninja 400 MTM Kawasaki	4	10		62 2	Pireli
13	27 CLARK Christopher (Cla) 17 15/11/2006 Arlington	USA	Kawasaki Ninja 400 Accolade Smrz Racing BGR				6 2	Pireli
14	29 ZANNINI Giacomo (Zan) 24 03/08/1999 Comacchio	ITA	Kawasaki Ninja 400 Team ProDina Kawasaki				2 2	Pireli
15	31 BARTOLINI Elia (Bar) 20 31/07/2003 Cesena	ITA	Yamaha YZF-R3 Yamaha Motocrossing WorldSSP300 Team				2 2	Pireli
16 *	33 VAN DEN HOVEN Senna (VaD) 21 11/03/2003 Amersfoort	NED	Kawasaki Ninja 400 Molenaar Racing					Pireli
17	38 SALVADOR David (Sal) 20 27/06/2003 Madrid	ESP	Yamaha YZF-R3 MS Racing				2 2	Pireli
18	41 TRAGNI Raffaele (Tra) 21 28/05/2002 Altamura (Ba)	ITA	Yamaha YZF-R3 Pata Yamaha AG Motorsport Italia				18 2	Pireli
19	43 GAGGI Marco (Gag) 20 25/12/2003 Fano	ITA	Yamaha YZF-R3 Team BrCorse		3		48 2	Pireli
20	47 SEABRIGHT Fenton (Sea) 21 14/06/2002 Chelmsford	GBR	Kawasaki Ninja 400 Kawasaki GP Project				34 2	Pireli
21	48 GARCIA GONZALEZ Julio (CaJ) 17 10/07/2006 Malaga	ESP	Kove 321 RR-5 KOVE Racing Team		2 1	1	20 2	Pireli
22	53 SVOBODA Petr (Svo) 21 04/12/2002 Brno	CZE	Kawasaki Ninja 400 Fusport-RT Motorsport by SKM-Kawasaki	2	3		50 2	Pireli
23	55 CALATAYUD Unai (Cal) 20 31/01/2004 Bicip	ESP	Yamaha YZF-R3 ARCO SASH MotoR University Team				12 2	Pireli
24	56 PRATAMA Galang Hendra (Pra) 25 10/03/1999 Yogyakarta	INA	Yamaha YZF-R3 ProGP NitiRacing	2	2	3	33 2	Pireli
25	57 MAHENDRA Aldi Satya (Mah) 17 27/06/2006 Yogyakarta Bantul	INA	Yamaha YZF-R3 Team BrCorse	1	2 1		6 2	Pireli
26	58 IGLESIAS BRAVO Inigo (Igl) 22 09/04/2002 Errenteria	ESP	Kawasaki Ninja 400 Fusport-RT Motorsport by SKM-Kawasaki	1 1	5 1	1	44 2	Pireli
27	62 FONTAINHA Kevin (Fon) 17 26/07/2006 Brazil	BRA	Yamaha YZF-R3 Yamaha AD78 FIM LA by MS Racing				6 2	Pireli
28	66 TONN Phillip (Ton) 18 22/08/2005 Werdau	GER	KTM RC 390 R Freudenberg KTM-PALIGO Racing				4 2	Pireli
29	71 BOLANO HERNANDEZ Ivan (Bol) 18 05/04/2006 Badajoz	ESP	Kawasaki Ninja 400 DEZA-BOX 77 Racing Team				4 2	Pireli
30	77 OSUNA SAEZ Jose Manuel (Osu) 17 06/02/2007 Écija	ESP	Kawasaki Ninja 400 DEZA-BOX 77 Racing Team		1		17 2	Pireli
31	80 MANSO Gustavo (Man) 19 19/11/2004 Brazil	BRA	Yamaha YZF-R3 Yamaha AD78 FIM LA by MS Racing				2 2	Pireli
32	85 SABATUCCI Kevin (Sab) 25 07/04/1999 Ascoli Piceno	ITA	Kawasaki Ninja 400 Team Flembbo-PL Performances	1	3	1	72 2	Pireli
33	88 MOGEDA Daniel (Mog) 18 03/06/2005 Castelldefels	ESP	Kawasaki Ninja 400 Team#109 Retro Traffic Kawasaki		2		42 2	Pireli
34	91 VANNUCCI Matteo (Van) 20 19/05/2003 Bagno a Ripoli	ITA	Yamaha YZF-R3 Pata Yamaha AG Motorsport Italia	3	8	3	33 2	Pireli

19/04/2024

* = Wild Card

** = One Event



Pirelli Dutch Round, 19–21 April 2024
Results Free Practice

No.	Rider	Nat	Team	Bike	Time	Gap	Rel.	Laps	Speed	
									Avg	Max
1	57 A. MAHENDRA	INA	Team BrCorse	Yamaha YZF-R3	1'55.555			10	141,501	180,0
2	38 D. SALVADOR	ESP	MS Racing	Yamaha YZF-R3	1'56.140	0.585	0.585	12	140,789	184,9
3	66 P. TONN	GER	Freudenberg KTM-PALIGO Racing	KTM RC 390 R	1'56.411	0.856	0.271	12	140,461	189,5
4	1 J. BUIJS	NED	Freudenberg KTM-PALIGO Racing	KTM RC 390 R	1'56.546	0.991	0.135	12	140,298	186,9
5	7 L. VENEMAN	NED	MTM Kawasaki	Kawasaki Ninja 400	1'56.607	1.052	0.061	9	140,225	185,2
6	91 M. VANNUCCI	ITA	Pata Yamaha AG Motorsport Italia	Yamaha YZF-R3	1'57.013	1.458	0.406	9	139,738	182,7
7	55 U. CALATAYUD	ESP	ARCO SASH MotoR University Team	Yamaha YZF-R3	1'57.138	1.583	0.125	11	139,589	187,2
8	31 E. BARTOLINI	ITA	Yamaha Motoxracing WorldSSP300 Team	Yamaha YZF-R3	1'57.265	1.710	0.127	12	139,438	185,6
9	56 G. PRATAMA	INA	ProGP NitiRacing	Yamaha YZF-R3	1'57.494	1.939	0.229	9	139,166	186,5
10	62 K. FONTAINHA	BRA	Yamaha AD78 FIM LA by MS Racing	Yamaha YZF-R3	1'57.495	1.940	0.001	12	139,165	182,4
11	23 S. DI SORA	FRA	ARCO SASH MotoR University Team	Yamaha YZF-R3	1'57.560	2.005	0.065	11	139,088	182,1
12	17 R. BIJMAN	NED	Team Flembbo-PL Performances	Kawasaki Ninja 400	1'57.641	2.086	0.081	11	138,992	188,5
13	85 K. SABATUCCI	ITA	Team Flembbo-PL Performances	Kawasaki Ninja 400	1'57.725	2.170	0.084	10	138,893	190,1
14	47 F. SEABRIGHT	GBR	Kawasaki GP Project	Kawasaki Ninja 400	1'57.749	2.194	0.024	11	138,865	182,4
15	88 D. MOGEDA	ESP	Team#109 Retro Traffic Kawasaki	Kawasaki Ninja 400	1'57.971	2.416	0.222	11	138,604	188,5
16	9 E. ERCOLANI	ITA	Yamaha Motoxracing WorldSSP300 Team	Yamaha YZF-R3	1'58.070	2.515	0.099	12	138,487	184,6
17	22 M. GARCIA	ESP	KOVE Racing Team	Kove 321 RR-5	1'58.115	2.560	0.045	10	138,435	185,6
18	48 J. GARCIA GONZALEZ	ESP	KOVE Racing Team	Kove 321 RR-5	1'58.210	2.655	0.095	10	138,323	185,9
19	58 I. IGLESIAS BRAVO	ESP	Fusport-RT Motorsport by SKM-Kawasaki	Kawasaki Ninja 400	1'58.414	2.859	0.204	11	138,085	188,2
20	43 M. GAGGI	ITA	Team BrCorse	Yamaha YZF-R3	1'58.425	2.870	0.011	11	138,072	181,2
21	77 J. OSUNA SAEZ	ESP	DEZA-BOX 77 Racing Team	Kawasaki Ninja 400	1'58.641	3.086	0.216	11	137,821	185,6
22	41 R. TRAGNI	ITA	Pata Yamaha AG Motorsport Italia	Yamaha YZF-R3	1'58.825	3.270	0.184	11	137,607	181,2
23	29 G. ZANNINI	ITA	Team ProDina Kawasaki	Kawasaki Ninja 400	1'59.818	4.263	0.993	11	136,467	179,7
24	33 S. VAN DEN HOVEN	NED	Molenaar Racing	Kawasaki Ninja 400	1'59.918	4.363	0.100	11	136,353	185,9
25	12 D. CZARKOWSKI	NED	Racing DC	Yamaha YZF-R3	2'00.435	4.880	0.517	10	135,768	185,2
26	80 G. MANSO	BRA	Yamaha AD78 FIM LA by MS Racing	Yamaha YZF-R3	2'00.506	4.951	0.071	11	135,688	180,9
27	8 B. IERACI	ITA	Team ProDina Kawasaki	Kawasaki Ninja 400	2'00.662	5.107	0.156	7	135,512	183,1
28	53 P. SVOBODA	CZE	Fusport-RT Motorsport by SKM-Kawasaki	Kawasaki Ninja 400	2'00.691	5.136	0.029	3	135,480	183,4
29	11 F. NOVOTNY	CZE	Accolade Smrz Racing BGR	Kawasaki Ninja 400	2'00.752	5.197	0.061	11	135,411	186,5
30	24 M. AGAZZI	ITA	MS Racing	Yamaha YZF-R3	2'00.855	5.300	0.103	11	135,296	179,4
31	25 M. MARTELLA	ITA	Kawasaki GP Project	Kawasaki Ninja 400	2'01.268	5.713	0.413	11	134,835	178,2
----- Out 105% in this Session -----										
32	27 C. CLARK	USA	Accolade Smrz Racing BGR	Kawasaki Ninja 400	2'01.749	6.194	0.481	11	134,303	182,7
33	71 I. BOLANO HERNANDEZ	ESP	DEZA-BOX 77 Racing Team	Kawasaki Ninja 400	2'02.186	6.631	0.437	11	133,822	180,6
34	26 M. GENNAI	ITA	MTM Kawasaki	Kawasaki Ninja 400	2'02.709	7.154	0.523	5	133,252	181,8

Qualifying Lap Time (105% of 1'55.555): 2'01.333

AIR	Humidity:	81%	Temp:	9°C
TRACK	Condition:	Wet	Temp:	11°C

Records	Pole	(SP)	2021	V.Steeman	1'48.767	150,330	Km/h
	Race	(RC1)	2023	J.Buis	1'48.952	150,080	Km/h
	All Times	(WUP)	2023	D.Geiger	1'48.380	150,870	Km/h

Start 09:40 End 10:09 The results are provisional until the end of the time limit for protests and appeals and the completion of the technical checks.

These data/results cannot be reproduced, stored and/or transmitted in whole or in part by any manner of electronic, mechanical, photocopying, recording, broadcasting or otherwise now known or herein after developed without the previous express consent by the copyright owner, except for reproduction in daily press and regular printed publications on sale to the public within 60 days of the event related to those data/results and always provided that copyright symbol appears together as follows below.

© DORNA WSBK ORGANIZATION Srl 2024

Pirelli Dutch Round, 19–21 April 2024
Results Free Practice

Session Highlights

Local Time	No. Rider	Description
09.38.13		WET PRACTICE - LIGHTS ON
09.40.00		Start
09.50.24	53 P. SVOBODA	Technical Problem - Turn 8
09.50.51	91 M. VANNUCCI	Lap Cancelled (2'00.059) - Exceeded Track Limits - Turn 11
09.56.08	43 M. GAGGI	Lap Cancelled (2'01.167) - Yellow Flag - Turn 9
10.03.50	12 D. CZARKOWSKI	Crashed - Turn 3
10.06.36	62 K. FONTAINHA	Lap Cancelled (2'04.260) - Exceeded Track Limits - Turn 18
10.08.15	26 M. GENNAI	Lap Cancelled (2'00.523) - Yellow Flag - Turn 4
10.08.20	43 M. GAGGI	Lap Cancelled (1'57.847) - Yellow Flag - Turn 4
10.08.25	22 M. GARCIA	Lap Cancelled (1'57.181) - Yellow Flag - Turn 4
10.08.30	29 G. ZANNINI	Lap Cancelled (2'01.627) - Yellow Flag - Turn 4
10.08.35	23 S. DI SORA	Lap Cancelled (1'58.380) - Yellow Flag - Turn 4
10.08.40	24 M. AGAZZI	Lap Cancelled (2'00.085) - Yellow Flag - Turn 4
10.08.45	41 R. TRAGNI	Lap Cancelled (1'57.638) - Yellow Flag - Turn 4
10.08.50	80 G. MANSO	Lap Cancelled (1'59.360) - Yellow Flag - Turn 4
10.08.55	27 C. CLARK	Lap Cancelled (2'02.512) - Yellow Flag - Turn 4
10.09.00	33 S. VAN DEN HOVEN	Lap Cancelled (2'10.101) - Yellow Flag - Turn 4
10.09.05	71 I. BOLANO HERNANDEZ	Lap Cancelled (2'01.818) - Yellow Flag - Turn 4
10.09.20		End Of Session

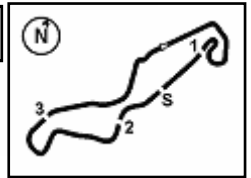
Fastest Laps Sequence

No.	Rider	Nat	Team	Bike	Local Time	Time	Gap	Avg
71	I. BOLANO HERNANDEZ	ESP	DEZA-BOX 77 Racing Team	Kawasaki Ninja 400	09:44'31.099	2'13.318		122,648
27	C. CLARK	USA	Accolade Smrz Racing BGR	Kawasaki Ninja 400	09:44'32.392	2'12.280	-1.038	123,611
56	G. PRATAMA	INA	ProGP NitiRacing	Yamaha YZF-R3	09:44'40.077	2'08.521	-3.759	127,226
62	K. FONTAINHA	BRA	Yamaha AD78 FIM LA by MS Racing	Yamaha YZF-R3	09:44'43.665	2'08.444	-0.077	127,302
38	D. SALVADOR	ESP	MS Racing	Yamaha YZF-R3	09:44'46.752	2'07.208	-1.236	128,539
53	P. SVOBODA	CZE	Fusport-RT Motorsport by SKM-Kawasaki	Kawasaki Ninja 400	09:44'49.948	2'05.831	-1.377	129,946
1	J. BUIS	NED	Freudenberg KTM-PALIGO Racing	KTM RC 390 R	09:44'57.277	2'05.424	-0.407	130,367
66	P. TONN	GER	Freudenberg KTM-PALIGO Racing	KTM RC 390 R	09:44'57.580	2'03.730	-1.694	132,152
47	F. SEABRIGHT	GBR	Kawasaki GP Project	Kawasaki Ninja 400	09:45'05.393	2'02.779	-0.951	133,176
38	D. SALVADOR	ESP	MS Racing	Yamaha YZF-R3	09:46'48.552	2'01.800	-0.979	134,246
1	J. BUIS	NED	Freudenberg KTM-PALIGO Racing	KTM RC 390 R	09:46'59.049	2'01.772	-0.028	134,277
47	F. SEABRIGHT	GBR	Kawasaki GP Project	Kawasaki Ninja 400	09:47'06.082	2'00.689	-1.083	135,482
55	U. CALATAYUD	ESP	ARCO SASH MotoR University Team	Yamaha YZF-R3	09:49'00.919	1'59.187	-1.502	137,189
57	A. MAHENDRA	INA	Team BrCorse	Yamaha YZF-R3	09:49'40.700	1'58.514	-0.673	137,969
57	A. MAHENDRA	INA	Team BrCorse	Yamaha YZF-R3	09:51'38.424	1'57.724	-0.790	138,894
57	A. MAHENDRA	INA	Team BrCorse	Yamaha YZF-R3	09:53'35.512	1'57.088	-0.636	139,649
1	J. BUIS	NED	Freudenberg KTM-PALIGO Racing	KTM RC 390 R	09:56'54.241	1'57.051	-0.037	139,693
91	M. VANNUCCI	ITA	Pata Yamaha AG Motorsport Italia	Yamaha YZF-R3	09:58'43.896	1'57.013	-0.038	139,738
1	J. BUIS	NED	Freudenberg KTM-PALIGO Racing	KTM RC 390 R	10:00'49.226	1'56.989	-0.024	139,767
38	D. SALVADOR	ESP	MS Racing	Yamaha YZF-R3	10:00'49.916	1'56.653	-0.336	140,170
1	J. BUIS	NED	Freudenberg KTM-PALIGO Racing	KTM RC 390 R	10:02'45.772	1'56.546	-0.107	140,298
38	D. SALVADOR	ESP	MS Racing	Yamaha YZF-R3	10:04'42.794	1'56.140	-0.406	140,789
57	A. MAHENDRA	INA	Team BrCorse	Yamaha YZF-R3	10:06'51.973	1'55.555	-0.585	141,501

Start 09:40 End 10:09 The results are provisional until the end of the time limit for protests and appeals and the completion of the technical checks.

These data/results cannot be reproduced, stored and/or transmitted in whole or in part by any manner of electronic, mechanical, photocopying, recording, broadcasting or otherwise now known or herein after developed without the previous express consent by the copyright owner, except for reproduction in daily press and regular printed publications on sale to the public within 60 days of the event related to those data/results and always provided that copyright symbol appears together as follows below.

© DORNA WSBK ORGANIZATION Srl 2024



Pirelli Dutch Round, 19–21 April 2024
Best Sectors & Speed Free Practice

BEST LAP			
1	57	A. MAHENDRA	Yamaha YZF-R3 1'55.555
2	38	D. SALVADOR	Yamaha YZF-R3 1'56.140
3	66	P. TONN	KTM RC 390 R 1'56.411
4	1	J. BUIS	KTM RC 390 R 1'56.546
5	7	L. VENEMAN	Kawasaki Ninja 400 1'56.607
6	91	M. VANNUCCI	Yamaha YZF-R3 1'57.013
7	55	U. CALATAYUD	Yamaha YZF-R3 1'57.138
8	31	E. BARTOLINI	Yamaha YZF-R3 1'57.265
9	56	G. PRATAMA	Yamaha YZF-R3 1'57.494
10	62	K. FONTAINHA	Yamaha YZF-R3 1'57.495
11	23	S. DI SORA	Yamaha YZF-R3 1'57.560
12	17	R. BIJMAN	Kawasaki Ninja 400 1'57.641
13	85	K. SABATUCCI	Kawasaki Ninja 400 1'57.725
14	47	F. SEABRIGHT	Kawasaki Ninja 400 1'57.749
15	88	D. MOGEDA	Kawasaki Ninja 400 1'57.971
16	9	E. ERCOLANI	Yamaha YZF-R3 1'58.070
17	22	M. GARCIA	Kove 321 RR-S 1'58.115
18	48	J. GARCIA GONZALEZ	Kove 321 RR-S 1'58.210
19	58	I. IGLESIAS BRAVO	Kawasaki Ninja 400 1'58.414
20	43	M. GAGGI	Yamaha YZF-R3 1'58.425
21	77	J. OSUNA SAEZ	Kawasaki Ninja 400 1'58.641
22	41	R. TRAGNI	Yamaha YZF-R3 1'58.825
23	29	G. ZANNINI	Kawasaki Ninja 400 1'59.818
24	33	S. VAN DEN HOVEN	Kawasaki Ninja 400 1'59.918
25	12	D. CZARKOWSKI	Yamaha YZF-R3 2'00.435
26	80	G. MANSO	Yamaha YZF-R3 2'00.506
27	8	B. IERACI	Kawasaki Ninja 400 2'00.662
28	53	P. SVOBODA	Kawasaki Ninja 400 2'00.691
29	11	F. NOVOTNY	Kawasaki Ninja 400 2'00.752
30	24	M. AGAZZI	Yamaha YZF-R3 2'00.855
31	25	M. MARTELLA	Kawasaki Ninja 400 2'01.268
32	27	C. CLARK	Kawasaki Ninja 400 2'01.749
33	71	I. BOLANO HERNANDEZ	Kawasaki Ninja 400 2'02.186
34	26	M. GENNAI	Kawasaki Ninja 400 2'02.709

SPEED		
1	85	K. SABATUCCI Kawasaki Ninja 400 190,1
2	66	P. TONN KTM RC 390 R 189,5
3	17	R. BIJMAN Kawasaki Ninja 400 188,5
4	88	D. MOGEDA Kawasaki Ninja 400 188,5
5	58	I. IGLESIAS BRAVO Kawasaki Ninja 400 188,2
6	55	U. CALATAYUD Yamaha YZF-R3 187,2
7	1	J. BUIS KTM RC 390 R 186,9
8	11	F. NOVOTNY Kawasaki Ninja 400 186,5
9	56	G. PRATAMA Yamaha YZF-R3 186,5
10	48	J. GARCIA GONZALEZ Kove 321 RR-S 185,9
11	33	S. VAN DEN HOVEN Kawasaki Ninja 400 185,9
12	22	M. GARCIA Kove 321 RR-S 185,6
13	77	J. OSUNA SAEZ Kawasaki Ninja 400 185,6
14	31	E. BARTOLINI Yamaha YZF-R3 185,6
15	7	L. VENEMAN Kawasaki Ninja 400 185,2
16	12	D. CZARKOWSKI Yamaha YZF-R3 185,2
17	38	D. SALVADOR Yamaha YZF-R3 184,9
18	9	E. ERCOLANI Yamaha YZF-R3 184,6
19	53	P. SVOBODA Kawasaki Ninja 400 183,4
20	8	B. IERACI Kawasaki Ninja 400 183,1
21	91	M. VANNUCCI Yamaha YZF-R3 182,7
22	27	C. CLARK Kawasaki Ninja 400 182,7
23	62	K. FONTAINHA Yamaha YZF-R3 182,4
24	47	F. SEABRIGHT Kawasaki Ninja 400 182,4
25	23	S. DI SORA Yamaha YZF-R3 182,1
26	26	M. GENNAI Kawasaki Ninja 400 181,8
27	43	M. GAGGI Yamaha YZF-R3 181,2
28	41	R. TRAGNI Yamaha YZF-R3 181,2
29	80	G. MANSO Yamaha YZF-R3 180,9
30	71	I. BOLANO HERNANDEZ Kawasaki Ninja 400 180,6
31	57	A. MAHENDRA Yamaha YZF-R3 180,0
32	29	G. ZANNINI Kawasaki Ninja 400 179,7
33	24	M. AGAZZI Yamaha YZF-R3 179,4
34	25	M. MARTELLA Kawasaki Ninja 400 178,2

SEG. 1		
1	1	J. BUIS 37.537
2	38	D. SALVADOR 37.547
3	66	P. TONN 37.587
4	57	A. MAHENDRA 37.744
5	47	F. SEABRIGHT 37.774
6	22	M. GARCIA 37.819
7	55	U. CALATAYUD 37.876
8	91	M. VANNUCCI 37.900
9	31	E. BARTOLINI 37.938
10	43	M. GAGGI 38.009
11	7	L. VENEMAN 38.039
12	56	G. PRATAMA 38.041
13	23	S. DI SORA 38.093
14	62	K. FONTAINHA 38.164
15	9	E. ERCOLANI 38.185
16	88	D. MOGEDA 38.204
17	41	R. TRAGNI 38.247
18	58	I. IGLESIAS BRAVO 38.281
19	77	J. OSUNA SAEZ 38.299
20	17	R. BIJMAN 38.429
21	85	K. SABATUCCI 38.465
22	80	G. MANSO 38.675
23	29	G. ZANNINI 38.722
24	33	S. VAN DEN HOVEN 38.765
25	48	J. GARCIA GONZALEZ 38.787
26	25	M. MARTELLA 38.936
27	12	D. CZARKOWSKI 38.952
28	8	B. IERACI 38.981
29	24	M. AGAZZI 39.010
30	26	M. GENNAI 39.032
31	11	F. NOVOTNY 39.238
32	27	C. CLARK 39.277
33	53	P. SVOBODA 39.418
34	71	I. BOLANO HERNANDEZ 39.575

SEG. 2		
1	66	P. TONN 18.640
2	88	D. MOGEDA 18.671
3	38	D. SALVADOR 18.715
4	48	J. GARCIA GONZALEZ 18.728
5	7	L. VENEMAN 18.736
6	1	J. BUIS 18.742
7	58	I. IGLESIAS BRAVO 18.748
8	57	A. MAHENDRA 18.764
9	56	G. PRATAMA 18.790
10	85	K. SABATUCCI 18.885
11	41	R. TRAGNI 18.889
12	9	E. ERCOLANI 18.913
13	31	E. BARTOLINI 18.917
14	55	U. CALATAYUD 18.925
15	17	R. BIJMAN 18.933
16	91	M. VANNUCCI 18.943
17	47	F. SEABRIGHT 18.949
18	22	M. GARCIA 18.956
19	77	J. OSUNA SAEZ 19.036
20	43	M. GAGGI 19.106
21	33	S. VAN DEN HOVEN 19.109
22	23	S. DI SORA 19.119
23	12	D. CZARKOWSKI 19.132
24	8	B. IERACI 19.144
25	29	G. ZANNINI 19.193
26	53	P. SVOBODA 19.201
27	62	K. FONTAINHA 19.216
28	80	G. MANSO 19.281
29	26	M. GENNAI 19.332
30	24	M. AGAZZI 19.344
31	11	F. NOVOTNY 19.444
32	71	I. BOLANO HERNANDEZ 19.503
33	25	M. MARTELLA 19.586
34	27	C. CLARK 19.777

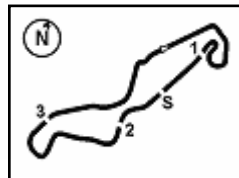
SEG. 3		
1	57	A. MAHENDRA 32.019
2	7	L. VENEMAN 32.158
3	91	M. VANNUCCI 32.554
4	38	D. SALVADOR 32.604
5	1	J. BUIS 32.663
6	62	K. FONTAINHA 32.687
7	66	P. TONN 32.713
8	41	R. TRAGNI 32.718
9	23	S. DI SORA 32.731
10	31	E. BARTOLINI 32.759
11	9	E. ERCOLANI 32.762
12	55	U. CALATAYUD 32.907
13	85	K. SABATUCCI 32.927
14	17	R. BIJMAN 32.945
15	47	F. SEABRIGHT 32.949
16	48	J. GARCIA GONZALEZ 32.964
17	22	M. GARCIA 33.011
18	43	M. GAGGI 33.082
19	56	G. PRATAMA 33.132
20	88	D. MOGEDA 33.153
21	29	G. ZANNINI 33.186
22	80	G. MANSO 33.289
23	58	I. IGLESIAS BRAVO 33.313
24	77	J. OSUNA SAEZ 33.446
25	12	D. CZARKOWSKI 33.463
26	33	S. VAN DEN HOVEN 33.556
27	24	M. AGAZZI 33.613
28	26	M. GENNAI 33.635
29	25	M. MARTELLA 33.840
30	53	P. SVOBODA 33.879
31	27	C. CLARK 33.915
32	11	F. NOVOTNY 33.925
33	71	I. BOLANO HERNANDEZ 34.075
34	8	B. IERACI 34.349

SEG. 4		
1	57	A. MAHENDRA 27.019
2	1	J. BUIS 27.170
3	66	P. TONN 27.201
4	38	D. SALVADOR 27.218
5	17	R. BIJMAN 27.334
6	85	K. SABATUCCI 27.387
7	31	E. BARTOLINI 27.416
8	62	K. FONTAINHA 27.428
9	55	U. CALATAYUD 27.430
10	23	S. DI SORA 27.452
11	88	D. MOGEDA 27.459
12	56	G. PRATAMA 27.531
13	47	F. SEABRIGHT 27.545
14	91	M. VANNUCCI 27.553
15	22	M. GARCIA 27.585
16	48	J. GARCIA GONZALEZ 27.625
17	43	M. GAGGI 27.674
18	7	L. VENEMAN 27.674
19	9	E. ERCOLANI 27.709
20	58	I. IGLESIAS BRAVO 27.717
21	41	R. TRAGNI 27.742
22	77	J. OSUNA SAEZ 27.774
23	29	G. ZANNINI 27.933
24	33	S. VAN DEN HOVEN 27.989
25	11	F. NOVOTNY 28.106
26	24	M. AGAZZI 28.107
27	8	B. IERACI 28.135
28	53	P. SVOBODA 28.193
29	80	G. MANSO 28.252
30	25	M. MARTELLA 28.327
31	12	D. CZARKOWSKI 28.375
32	71	I. BOLANO HERNANDEZ 28.406
33	27	C. CLARK 28.504
34	26	M. GENNAI 28.977

19/04/2024

These data/results cannot be reproduced, stored and/or transmitted in whole or in part by any manner of electronic, mechanical, photocopying, recording, broadcasting or otherwise now known or herein after developed without the previous express consent by the copyright owner, except for reproduction in daily press and regular printed publications on sale to the public within 60 days of the event related to those data/results and always provided that copyright symbol appears together as follows below.

© DORNA WSBK ORGANIZATION Srl 2024



TT Circuit Assen 4.542 m

Pirelli Dutch Round, 19–21 April 2024
Ideal Times Free Practice

No.	Rider	Nat	Bike	Seg. 1	Seg. 2	Seg. 3	Seg. 4	Ideal Time		
				Diff. 1	Diff. 2	Diff. 3	Diff. 4	Best Lap	Pos.	Diff.
1	57 A. MAHENDRA	INA	Yamaha YZF-R3	37.744 +0.009	18.764	32.019	27.019	1'55.546 1'55.555	1	0.009
2	38 D. SALVADOR	ESP	Yamaha YZF-R3	37.547	18.715	32.604 +0.056	27.218	1'56.084 1'56.140	2	0.056
3	1 J. BUIS	NED	KTM RC 390 R	37.537 +0.143	18.742 +0.073	32.663 +0.109	27.170 +0.109	1'56.112 1'56.546	4	0.434
4	66 P. TONN	GER	KTM RC 390 R	37.587	18.640 +0.111	32.713 +0.131	27.201 +0.028	1'56.141 1'56.411	3	0.270
5	7 L. VENEMAN	NED	Kawasaki Ninja 400	38.039	18.736	32.158	27.674	1'56.607 1'56.607	5	
6	91 M. VANNUCCI	ITA	Yamaha YZF-R3	37.900	18.943	32.554 +0.063	27.553	1'56.950 1'57.013	6	0.063
7	31 E. BARTOLINI	ITA	Yamaha YZF-R3	37.938	18.917	32.759 +0.235	27.416	1'57.030 1'57.265	8	0.235
8	55 U. CALATAYUD	ESP	Yamaha YZF-R3	37.876	18.925	32.907	27.430	1'57.138 1'57.138	7	
9	47 F. SEABRIGHT	GBR	Kawasaki Ninja 400	37.774	18.949 +0.194	32.949 +0.338	27.545	1'57.217 1'57.749	14	0.532
10	22 M. GARCIA	ESP	Kove 321 RR-S	37.819 +0.319	18.956 +0.160	33.011 +0.265	27.585	1'57.371 1'58.115	17	0.744
11	23 S. DI SORA	FRA	Yamaha YZF-R3	38.093 +0.165	19.119	32.731	27.452	1'57.395 1'57.560	11	0.165
12	88 D. MOGEDA	ESP	Kawasaki Ninja 400	38.204 +0.246	18.671	33.153 +0.065	27.459 +0.173	1'57.487 1'57.971	15	0.484
13	56 G. PRATAMA	INA	Yamaha YZF-R3	38.041	18.790	33.132	27.531	1'57.494 1'57.494	9	
14	62 K. FONTAINHA	BRA	Yamaha YZF-R3	38.164	19.216	32.687	27.428	1'57.495 1'57.495	10	
15	9 E. ERCOLANI	ITA	Yamaha YZF-R3	38.185 +0.204	18.913	32.762	27.709 +0.297	1'57.569 1'58.070	16	0.501
16	41 R. TRAGNI	ITA	Yamaha YZF-R3	38.247 +0.389	18.889 +0.380	32.718 +0.460	27.742	1'57.596 1'58.825	22	1.229
17	17 R. BUJMAN	NED	Kawasaki Ninja 400	38.429	18.933	32.945	27.334	1'57.641 1'57.641	12	
18	85 K. SABATUCCI	ITA	Kawasaki Ninja 400	38.465 +0.061	18.885	32.927	27.387	1'57.664 1'57.725	13	0.061
19	43 M. GAGGI	ITA	Yamaha YZF-R3	38.009 +0.066	19.106 +0.035	33.082 +0.453	27.674	1'57.871 1'58.425	20	0.554
20	58 I. IGLESIAS BRAVO	ESP	Kawasaki Ninja 400	38.281	18.748	33.313	27.717 +0.355	1'58.059 1'58.414	19	0.355
21	48 J. GARCIA GONZALEZ	ESP	Kove 321 RR-S	38.787	18.728	32.964 +0.106	27.625	1'58.104 1'58.210	18	0.106
22	77 J. OSUNA SAEZ	ESP	Kawasaki Ninja 400	38.299	19.036 +0.086	33.446	27.774	1'58.555 1'58.641	21	0.086
23	29 G. ZANNINI	ITA	Kawasaki Ninja 400	38.722 +0.436	19.193	33.186	27.933 +0.348	1'59.034 1'59.818	23	0.784
24	33 S. VAN DEN HOVEN	NED	Kawasaki Ninja 400	38.765 +0.017	19.109	33.556 +0.270	27.989 +0.212	1'59.419 1'59.918	24	0.499
25	80 G. MANSO	BRA	Yamaha YZF-R3	38.675 +0.407	19.281 +0.187	33.289 +0.415	28.252	1'59.497 2'00.506	26	1.009
26	12 D. CZARKOWSKI	NED	Yamaha YZF-R3	38.952 +0.036	19.132	33.463	28.375 +0.477	1'59.922 2'00.435	25	0.513
27	24 M. AGAZZI	ITA	Yamaha YZF-R3	39.010 +0.563	19.344 +0.046	33.613 +0.172	28.107	2'00.074 2'00.855	30	0.781
28	8 B. IERACI	ITA	Kawasaki Ninja 400	38.981 +0.053	19.144	34.349	28.135	2'00.609 2'00.662	27	0.053
29	25 M. MARTELLA	ITA	Kawasaki Ninja 400	38.936 +0.386	19.586	33.840 +0.187	28.327 +0.006	2'00.689 2'01.268	31	0.579
30	53 P. SVOBODA	CZE	Kawasaki Ninja 400	39.418	19.201	33.879	28.193	2'00.691 2'00.691	28	
31	11 F. NOVOTNY	CZE	Kawasaki Ninja 400	39.238 +0.039	19.444 +0.039	33.925	28.106	2'00.713 2'00.752	29	0.039
32	26 M. GENNAI	ITA	Kawasaki Ninja 400	39.032 +0.726	19.332 +0.227	33.635 +0.780	28.977	2'00.976 2'02.709	34	1.733
33	27 C. CLARK	USA	Kawasaki Ninja 400	39.277	19.777	33.915 +0.139	28.504 +0.137	2'01.473 2'01.749	32	0.276
34	71 I. BOLANO HERNANDEZ	ESP	Kawasaki Ninja 400	39.575 +0.028	19.503 +0.053	34.075 +0.324	28.406 +0.222	2'01.559 2'02.186	33	0.627
Overall Ideal Time				37.537	18.640	32.019	27.019	1'55.215		

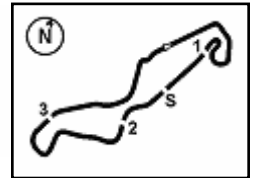
19/04/2024

These data/results cannot be reproduced, stored and/or transmitted in whole or in part by any manner of electronic, mechanical, photocopying, recording, broadcasting or otherwise now known or herein after developed without the previous express consent by the copyright owner, except for reproduction in daily press and regular printed publications on sale to the public within 60 days of the event related to those data/results and always provided that copyright symbol appears together as follows below.

© DORNA WSBK ORGANIZATION Srl 2024

FIGR PERUGIA TIMING





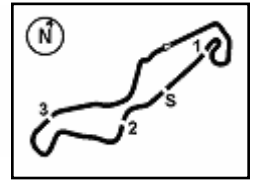
Pirelli Dutch Round, 19-21 April 2024
Chronological Analysis Free Practice

1° 57 A. MAHENDRA [1'55.555]								5° 7 L. VENEMAN [1'56.607]							
Lap	Seg1	Seg2	Seg3	Seg4	Lap Time	km/h	Local Time	Lap	Seg1	Seg2	Seg3	Seg4	Lap Time	km/h	Local Time
1		22.353	39.592	31.574		169,3		1		20.122	36.478	30.100		178,2	
2	41.649	20.311	35.169	28.987	2'06.116	175,3	9:45'41.460	2	40.786	19.548	35.391	28.620	2'04.345	181,8	9:45'00.503
3	39.152	19.625	33.773	28.176	2'00.726	175,0	9:47'42.186	3	39.665	19.310	35.587	28.685	2'03.247	185,2	9:47'03.750
4	38.291	19.360	33.174	27.689	1'58.514	176,2	9:49'40.700	4	39.696	19.220	35.133	28.380	2'02.429	181,8	9:49'06.179
5	37.985	19.185	32.985	27.569	1'57.724	176,8	9:51'38.424	5	38.972	19.072	34.244	28.170	2'00.458	181,5	9:51'06.637
6	37.943	19.164	32.657	27.324	1'57.088	176,5	9:53'35.512	6	39.240	19.322	34.368	27.041	2'09.971P	182,7	9:53'16.608
7	37.744	19.085	33.281	27.320	1'57.430	179,1	9:55'32.942	7	4'29.240	19.841	34.307	29.127	5'52.515P	180,3	9:59'09.123
8	38.375	19.014	33.231	40.363	2'10.983P	178,2	9:57'43.925	8	39.695	18.981	32.979	28.508	2'00.163	182,1	10:01'09.286
9	3'50.813	19.346	33.460	27.475	5'11.094P	178,5	10:02'55.019	9	38.531	19.043	32.682	27.825	1'58.081	180,6	10:03'07.367
10	42.017	18.996	32.846	27.540	2'01.399	180,0	10:04'56.418	10	38.039	18.736	32.158	27.674	1'56.607	181,5	10:05'03.974
11	37.753	18.764	32.019	27.019	1'55.555	178,5	10:06'51.973								
2° 38 D. SALVADOR [1'56.140]								6° 91 M. VANNUCCI [1'57.013]							
Lap	Seg1	Seg2	Seg3	Seg4	Lap Time	km/h	Local Time	Lap	Seg1	Seg2	Seg3	Seg4	Lap Time	km/h	Local Time
1		22.217	38.514	31.162		176,5		1		21.598	38.459	30.389		174,2	
2	41.899	20.613	35.513	29.183	2'07.208	177,9	9:44'46.752	2	41.314	20.316	35.884	29.126	2'06.640	181,5	9:44'52.161
3	39.851	19.661	33.818	28.470	2'01.800	177,6	9:46'48.552	3	39.757	19.531	34.211	28.432	2'01.931	180,3	9:46'54.092
4	38.993	19.656	35.308	28.452	2'02.409	184,9	9:48'50.961	4	38.933	19.375	33.626	28.125	2'00.059C	179,1	9:48'54.151
5	38.985	19.534	33.677	28.295	2'00.491	178,5	9:50'51.452	5	39.252	19.277	33.537	27.764	1'59.830	182,7	9:50'53.981
6	39.387	21.085	33.090	27.675	2'01.237	154,3	9:52'52.689	6	38.013	19.102	33.058	27.633	1'57.806	180,0	9:52'51.787
7	38.187	19.307	32.878	27.794	1'58.166	177,9	9:54'50.855	7	37.951	19.115	32.599	27.771	1'57.436	177,6	9:54'49.223
8	38.172	19.141	32.796	27.749	1'57.858	178,8	9:56'48.713	8	38.196	19.204	32.554	27.706	1'57.660	178,2	9:56'46.883
9	41.288	19.369	33.911	29.982	2'04.550	176,8	9:58'53.263	9	37.900	18.943	32.617	27.553	1'57.013	178,5	9:58'43.896
10	37.833	18.902	32.604	27.314	1'56.653	181,5	10:00'49.916	10	40.585	19.090	34.331	39.932	2'13.938P	177,6	10:00'57.834
11	37.936	18.757	32.730	27.315	1'56.738	182,7	10:02'46.654								
12	37.547	18.715	32.660	27.218	1'56.140	182,7	10:04'42.794								
13	38.490	25.083	41.678	42.814	2'28.065P	119,2	10:07'10.859								
3° 66 P. TONN [1'56.411]								7° 55 U. CALATAYUD [1'57.138]							
Lap	Seg1	Seg2	Seg3	Seg4	Lap Time	km/h	Local Time	Lap	Seg1	Seg2	Seg3	Seg4	Lap Time	km/h	Local Time
1		21.925	37.875	30.417		176,2		1		21.527	37.852	30.303		175,9	
2	40.458	19.639	35.103	28.530	2'03.730	182,7	9:44'57.580	2	41.156	20.008	35.192	28.801	2'05.157	181,2	9:44'59.411
3	40.012	19.408	34.596	28.068	2'02.084	184,9	9:46'59.664	3	39.575	20.300	34.266	28.180	2'02.321	183,7	9:47'01.732
4	39.256	19.214	33.872	28.588	2'00.930	189,5	9:49'00.594	4	38.695	19.296	33.740	27.456	1'59.187	182,4	9:49'00.919
5	39.398	19.106	33.428	27.883	1'59.815	184,9	9:51'00.409	5	39.296	20.125	34.092	28.403	2'01.916	183,7	9:51'02.835
6	38.917	19.376	33.098	27.713	1'59.104	180,0	9:52'59.513	6	39.019	19.477	33.723	28.200	2'00.419	180,3	9:53'03.254
7	38.264	19.199	33.103	27.367	1'57.933	180,9	9:54'57.446	7	38.697	19.353	33.582	28.055	1'59.687	178,2	9:55'02.941
8	38.155	18.916	32.713	27.390	1'57.174	182,4	9:56'54.620	8	38.310	19.186	33.218	27.690	1'58.404	179,1	9:57'01.345
9	37.967	18.640	32.944	27.527	1'57.078	184,6	9:58'51.698	9	41.086	19.840	35.024	28.507	2'04.457	174,5	9:59'05.802
10	38.506	19.097	33.023	27.390	1'58.016	180,9	10:00'49.714	10	41.254	19.566	36.330	27.800	2'04.950	177,3	10:01'10.752
11	37.988	18.759	32.768	27.201	1'56.716	182,7	10:02'46.430	11	38.475	19.011	33.491	27.647	1'58.624	187,2	10:03'09.376
12	37.587	18.751	32.844	27.229	1'56.411	183,1	10:04'42.841	12	37.876	18.925	32.907	27.430	1'57.138	177,9	10:05'06.514
13	38.192	19.109	33.348	28.468	1'59.117	181,8	10:06'41.958								
4° 1 J. BUIS [1'56.546]								8° 31 E. BARTOLINI [1'57.265]							
Lap	Seg1	Seg2	Seg3	Seg4	Lap Time	km/h	Local Time	Lap	Seg1	Seg2	Seg3	Seg4	Lap Time	km/h	Local Time
1		21.290	37.129	29.702		180,3		1		22.911	40.027	32.042		168,0	
2	40.859	20.264	35.272	29.029	2'05.424	183,1	9:44'57.277	2	43.181	20.881	36.086	29.992	2'10.140	179,4	9:44'40.602
3	39.666	19.627	34.653	27.826	2'01.772	182,7	9:46'59.049	3	40.926	20.152	35.569	29.684	2'06.331	178,2	9:46'46.933
4	38.766	19.252	34.467	28.322	2'00.807	185,6	9:48'59.856	4	40.215	20.048	35.703	28.826	2'04.792	179,4	9:48'51.725
5	38.772	19.393	33.719	27.821	1'59.705	182,1	9:50'59.561	5	39.245	19.399	33.827	28.315	2'00.786	180,9	9:50'52.511
6	38.613	19.284	33.681	27.915	1'59.493	184,6	9:52'59.054	6	38.819	19.471	34.064	28.389	2'00.743	180,9	9:52'53.254
7	38.190	19.255	33.238	27.453	1'58.136	181,5	9:54'57.190	7	38.548	19.233	33.598	28.243	1'59.622	180,3	9:54'52.876
8	37.951	19.029	32.819	27.252	1'57.051	183,7	9:56'54.241	8	39.824	19.841	33.946	27.927	2'01.538	177,0	9:56'54.414
9	38.174	19.184	32.663	27.975	1'57.996	181,2	9:58'52.237	9	38.509	18.937	32.947	27.688	1'58.081	182,4	9:58'52.495
10	38.197	18.742	32.880	27.170	1'56.989	186,9	10:00'49.226	10	38.301	18.973	32.759	27.510	1'57.543	181,2	10:00'50.038
11	37.680	18.815	32.772	27.279	1'56.546	182,1	10:02'45.772	11	37.938	18.917	32.994	27.416	1'57.265	185,6	10:02'47.303
12	37.537	18.910	33.006	27.380	1'56.833	181,8	10:04'42.605	12	37.985	18.942	33.339	28.099	1'58.365	180,9	10:04'45.668
13	37.911	19.275	32.746	27.233	1'57.165	177,3	10:06'39.770	13	38.704	19.682	34.021	28.090	2'00.497	179,7	10:06'46.165
9° 56 G. PRATAMA [1'57.494]															
Lap	Seg1	Seg2	Seg3	Seg4	Lap Time	km/h	Local Time	Lap	Seg1	Seg2	Seg3	Seg4	Lap Time	km/h	Local Time
1								1		22.608	40.018	32.689		175,6	
2	41.817	20.914	36.033	29.757	2'08.521	177,0	9:44'40.077	2	41.817	20.914	36.033	29.757	2'08.521	177,0	9:44'40.077
3	42.098	20.354	35.644	29.620	2'07.716	179,1	9:46'47.793	3	42.098	20.354	35.644	29.620	2'07.716	179,1	9:46'47.793

19/04/2024 P = Pits In/Out - C = Lap Time Cancelled

These data/results cannot be reproduced, stored and/or transmitted in whole or in part by any manner of electronic, mechanical, photocopying, recording, broadcasting or otherwise now known or herein after developed without the previous express consent by the copyright owner, except for reproduction in daily press and regular printed publications on sale to the public within 60 days of the event related to those data/results and always provided that copyright symbol appears together as follows below.

© DORNA WSBK ORGANIZATION Srl 2024



Pirelli Dutch Round, 19-21 April 2024
Chronological Analysis Free Practice

TT Circuit Assen 4.542 m

2 / 4

4	39.529	19.586	35.202	28.256	2'02.573	183,4	9:48'50.366	7	38.784	19.312	33.459	27.824	1'59.379	180,6	9:57'04.637
5	44.637	20.260	35.511	44.409	2'24.817P	180,6	9:51'15.183	8	38.663	19.872	44.523	28.081	2'11.139	176,8	9:59'15.776
6	4'24.185	19.661	42.836	29.092	5'55.774P	176,2	9:57'10.957	9	38.465	18.998	33.485	27.665	1'58.613	182,1	10:01'14.389
7	42.493	19.611	35.793	27.973	2'05.870	178,2	9:59'16.827	10	38.519	18.966	33.541	31.435	2'02.461	182,1	10:03'16.850
8	38.252	18.954	33.132	27.638	1'57.976	180,9	10:01'14.803	11	38.526	18.885	32.927	27.387	1'57.725	183,7	10:05'14.575
9	38.426	18.834	33.580	27.964	1'58.804	184,0	10:03'13.607								
10	38.041	18.790	33.132	27.531	1'57.494	186,5	10:05'11.101								

10° 62 K. FONTAINHA [1'57.495]							
Lap	Seg.1	Seg.2	Seg.3	Seg.4	Lap Time	km/h	Local Time
1		22.182	37.802	30.494		170,9	
2	42.190	20.811	36.106	29.337	2'08.444	174,2	9:44'43.665
3	40.964	20.273	34.922	28.777	2'04.936	174,5	9:46'48.601
4	39.302	19.515	35.303	28.347	2'02.467	182,4	9:48'51.068
5	39.231	19.514	33.449	28.247	2'00.441	179,1	9:50'51.509
6	39.253	22.871	34.119	28.238	2'04.481	173,6	9:52'55.990
7	38.712	19.507	33.312	27.893	1'59.424	175,3	9:54'55.414
8	38.416	19.298	32.928	27.894	1'58.536	176,5	9:56'53.950
9	41.894	19.462	33.110	27.526	2'01.992	175,3	9:58'55.942
10	38.164	19.216	32.687	27.428	1'57.495	176,8	10:00'53.437
11	38.770	19.769	34.018	29.641	2'02.198	176,5	10:02'55.635
12	39.112	22.357	32.747	30.044	2'04.260C	146,3	10:04'59.895
13	47.599	22.051	35.444	42.597	2'27.691P	159,1	10:07'27.586

11° 23 S. DI SORA [1'57.560]							
Lap	Seg.1	Seg.2	Seg.3	Seg.4	Lap Time	km/h	Local Time
1		22.006	38.868	31.759		174,2	
2	43.086	20.850	35.931	29.352	2'09.219	176,2	9:45'24.007
3	40.495	19.717	34.674	28.686	2'03.572	177,9	9:47'27.579
4	39.321	19.779	34.413	28.363	2'01.876	179,4	9:49'29.455
5	39.258	19.948	33.574	28.198	2'00.978	179,4	9:51'30.433
6	38.749	19.554	33.931	28.152	2'00.386	182,1	9:53'30.819
7	38.547	19.336	33.398	27.960	1'59.241	176,2	9:55'30.060
8	38.747	19.214	34.823	31.740	2'04.524	178,2	9:57'34.584
9	38.175	19.312	33.403	27.646	1'58.536	177,0	9:59'33.120
10	38.093	19.190	32.998	27.573	1'57.854	177,9	10:01'30.974
11	38.258	19.119	32.731	27.452	1'57.560	175,3	10:03'28.534
12	38.219	19.216	33.646	27.299	1'58.380C	179,4	10:05'26.914

12° 17 R. BIJMAN [1'57.641]							
Lap	Seg.1	Seg.2	Seg.3	Seg.4	Lap Time	km/h	Local Time
1		21.843	38.227	30.930		173,6	
2	41.808	20.426	36.272	29.587	2'08.093	178,2	9:44'52.565
3	40.178	20.057	35.351	29.326	2'04.912	178,2	9:46'57.477
4	40.159	19.748	34.422	28.702	2'03.031	177,3	9:49'00.508
5	39.950	19.228	34.399	28.720	2'02.297	188,5	9:51'02.805
6	39.433	19.928	34.956	28.905	2'03.222	180,6	9:53'06.027
7	39.110	19.383	34.213	28.296	2'01.002	180,9	9:55'07.029
8	38.920	19.542	33.619	28.136	2'00.217	178,2	9:57'07.246
9	38.677	19.534	42.781	28.341	2'09.333	180,6	9:59'16.579
10	38.437	19.267	33.110	27.551	1'58.365	181,8	10:01'14.944
11	38.739	18.967	33.370	31.128	2'02.204	181,8	10:03'17.148
12	38.429	18.933	32.945	27.334	1'57.641	186,9	10:05'14.789

13° 85 K. SABATUCCI [1'57.725]							
Lap	Seg.1	Seg.2	Seg.3	Seg.4	Lap Time	km/h	Local Time
1		22.616	38.877	40.060		173,4	
2	2'36.224	20.798	36.077	29.825	4'02.924P	178,8	9:46'55.053
3	40.434	20.169	35.715	28.936	2'05.254	179,7	9:49'00.307
4	40.061	19.731	34.125	29.317	2'03.234	183,7	9:51'03.541
5	39.159	19.446	34.515	28.475	2'01.595	190,1	9:53'05.136
6	38.905	19.442	33.679	28.096	2'00.122	180,6	9:55'05.258

14° 47 F. SEABRIGHT [1'57.749]							
Lap	Seg.1	Seg.2	Seg.3	Seg.4	Lap Time	km/h	Local Time
1		20.982	35.598	29.293		169,8	
2	39.587	19.922	34.700	28.570	2'02.779	172,8	9:45'05.393
3	39.189	19.499	34.054	27.947	2'00.689	175,3	9:47'06.082
4	39.144	19.396	35.540	28.604	2'02.684	176,2	9:49'08.766
5	38.375	19.379	33.792	27.693	1'59.239	182,4	9:51'08.005
6	38.312	19.182	33.322	27.626	1'58.442	178,8	9:53'06.447
7	44.339	19.511	34.828	28.326	2'07.004	173,9	9:55'13.451
8	37.774	19.143	33.287	27.545	1'57.749	179,4	9:57'11.200
9	39.388	19.373	33.848	27.758	2'00.367	177,6	9:59'11.567
10	37.984	18.949	33.011	27.892	1'57.836	182,1	10:01'09.403
11	41.814	19.007	34.284	31.586	2'06.691	179,4	10:03'16.094
12	38.156	19.148	32.949	27.585	1'57.838	176,5	10:05'13.932

15° 88 D. MOGEDA [1'57.971]							
Lap	Seg.1	Seg.2	Seg.3	Seg.4	Lap Time	km/h	Local Time
1		26.608	39.799	30.724		110,9	
2	41.423	20.512	36.762	29.987	2'08.684	186,5	9:44'55.147
3	40.721	19.919	35.354	28.944	2'04.938	186,9	9:47'00.085
4	39.679	19.409	34.515	27.896	2'01.499	185,2	9:49'01.584
5	39.748	19.457	35.523	27.830	2'02.558	186,9	9:51'04.142
6	38.963	19.190	34.905	28.624	2'01.682	188,5	9:53'05.824
7	38.909	19.210	34.032	27.768	1'59.919	187,8	9:55'05.743
8	38.662	19.188	33.508	27.606	1'58.964	183,7	9:57'04.707
9	48.682	19.879	35.865	28.011	2'12.437	178,5	9:59'17.144
10	38.344	18.963	33.153	27.684	1'58.144	187,2	10:01'15.288
11	38.450	18.671	33.218	27.632	1'57.971	187,2	10:03'13.259
12	38.204	19.248	33.173	27.459	1'58.084	182,1	10:05'11.343

16° 9 E. ERCOLANI [1'58.070]							
Lap	Seg.1	Seg.2	Seg.3	Seg.4	Lap Time	km/h	Local Time
1		24.136	39.861	32.951		170,9	
2	43.412	21.419	36.619	29.887	2'11.337	177,6	9:44'46.148
3	40.770	20.030	34.233	28.727	2'03.760	181,2	9:46'49.908
4	39.378	19.957	34.391	29.192	2'02.918	180,0	9:48'52.826
5	41.005	20.429	35.448	28.823	2'05.705	184,6	9:50'58.531
6	39.011	19.846	33.874	28.122	2'00.853	177,6	9:52'59.384
7	38.733	19.366	32.982	27.709	1'58.790	181,8	9:54'58.174
8	38.269	19.327	32.960	27.757	1'58.313	180,0	9:56'56.487
9	38.444	19.313	33.100	27.777	1'58.634	177,3	9:58'55.121
10	38.185	19.256	32.891	27.877	1'58.209	178,5	10:00'53.330
11	38.932	19.044	33.480	27.908	1'59.364	181,2	10:02'52.694
12	38.802	19.040	33.029	28.017	1'58.888	180,6	10:04'51.582
13	38.389	18.913	32.762	28.006	1'58.070	181,2	10:06'49.652

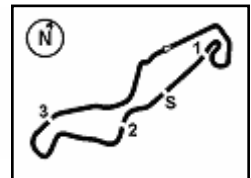
17° 22 M. GARCIA [1'58.115]							
Lap	Seg.1	Seg.2	Seg.3	Seg.4	Lap Time	km/h	Local Time
1		21.619	38.012	29.844		178,2	
2	41.751	20.281	36.221	29.393	2'07.646	181,5	9:44'54.991
3	40.614	19.882	35.256	28.534	2'04.286	181,2	9:46'59.277
4	39.454	19.643	35.953	37.729	2'12.779P	185,6	9:49'12.056
5	3'15.776	20.031	34.623	28.277	4'38.707P	176,5	9:53'50.763
6	39.113	19.474	34.017	28.216	2'00.820	178,2	9:55'51.583
7	38.661	19.221	33.676	27.926	1'59.484	179,1	9:57'51.067
8	40.153	21.312	33.643	28.113	2'03.221	161,4	9:59'54.288

19/04/2024 P = Pits In/Out - C = Lap Time Cancelled

These data/results cannot be reproduced, stored and/or transmitted in whole or in part by any manner of electronic, mechanical, photocopying, recording, broadcasting or otherwise now known or herein after developed without the previous express consent by the copyright owner, except for reproduction in daily press and regular printed publications on sale to the public within 60 days of the event related to those data/results and always provided that copyright symbol appears together as follows below.

© DORNA WSBK ORGANIZATION Srl 2024





Pirelli Dutch Round, 19-21 April 2024
Chronological Analysis Free Practice

9	38.138	19.116	33.276	27.585	1'58.115	182,4	10:01'52.403
10	38.043	19.089	35.462	28.047	2'00.641	182,4	10:03'53.044
11	37.819	18.956	33.011	27.395	1'57.181C	181,5	10:05'50.225

18° 48 J. GARCIA GONZALEZ [1'58.210]							
Lap	Seg.1	Seg.2	Seg.3	Seg.4	Lap Time	km/h	Local Time
1		22.630	38.430	31.543		174,8	
2	43.328	20.842	37.585	30.349	2'12.104	180,9	9:44'55.819
3	41.077	19.891	34.622	28.308	2'03.898	180,6	9:46'59.717
4	39.723	19.389	34.226	28.131	2'01.469	182,1	9:49'01.186
5	39.848	19.554	34.363	36.935	2'10.700P	185,9	9:51'11.886
6	2'30.362	19.579	33.683	27.804	3'51.428P	178,2	9:55'03.314
7	38.868	19.227	33.555	27.808	1'59.458	179,7	9:57'02.772
8	39.219	19.955	36.581	31.193	2'06.948	175,3	9:59'09.720
9	39.626	19.425	32.964	27.714	1'59.729	174,8	10:01'09.449
10	39.327	19.151	37.057	31.481	2'07.016	179,1	10:03'16.465
11	38.787	18.728	33.070	27.625	1'58.210	182,1	10:05'14.675

19° 58 I. IGLESIAS BRAVO [1'58.414]							
Lap	Seg.1	Seg.2	Seg.3	Seg.4	Lap Time	km/h	Local Time
1		21.913	37.890	30.840		182,1	
2	40.881	20.314	35.242	29.079	2'05.516	181,2	9:44'59.588
3	39.500	20.050	34.739	28.387	2'02.676		9:47'02.264
4	39.235	19.540	34.125	27.982	2'00.882	182,4	9:49'03.146
5	38.914	19.237	33.764	27.935	1'59.850		9:51'02.996
6	39.452	18.979	34.109	28.386	2'00.926	188,2	9:53'03.922
7	38.685	19.085	33.661	27.717	1'59.148	183,4	9:55'03.070
8	39.323	19.343	34.067	35.819	2'08.552P		9:57'11.622
9	2'20.373	19.361	33.779	28.229	3'41.742P	179,1	10:00'53.364
10	38.514	19.083	33.667	28.092	1'59.356		10:02'52.720
11	38.406	18.834	33.468	27.802	1'58.510	181,8	10:04'51.230
12	38.281	18.748	33.313	28.072	1'58.414	182,1	10:06'49.644

20° 43 M. GAGGI [1'58.425]							
Lap	Seg.1	Seg.2	Seg.3	Seg.4	Lap Time	km/h	Local Time
1		23.093	38.835	32.516		171,2	
2	42.745	20.755	36.533	29.701	2'09.734	175,6	9:45'47.150
3	40.696	20.380	35.463	29.068	2'05.607	175,0	9:47'52.757
4	39.700	20.167	34.602	28.725	2'03.194	176,5	9:49'55.951
5	39.071	19.730	34.036	28.330	2'01.167C	177,0	9:51'57.118
6	38.479	19.534	33.515	28.200	1'59.728	176,5	9:53'56.846
7	38.160	19.409	33.396	28.090	1'59.055	176,8	9:55'55.901
8	38.009	19.331	33.225	27.946	1'58.511	178,2	9:57'54.412
9	38.366	19.683	33.424	27.801	1'59.274	177,0	9:59'53.686
10	38.243	19.276	33.381	28.459	1'59.359	177,6	10:01'53.045
11	38.075	19.141	33.535	27.674	1'58.425	181,2	10:03'51.470
12	38.060	19.106	33.082	27.599	1'57.847C	178,2	10:05'49.317

21° 77 J. OSUNA SAEZ [1'58.641]							
Lap	Seg.1	Seg.2	Seg.3	Seg.4	Lap Time	km/h	Local Time
1		21.136	38.553	30.668		178,8	
2	41.608	20.125	36.991	29.477	2'08.201	182,1	9:44'54.321
3	40.415	19.858	35.481	28.812	2'04.566	178,5	9:46'58.887
4	39.509	19.524	34.657	28.259	2'01.949	180,6	9:49'00.836
5	41.500	19.338	35.090	28.640	2'04.568	185,6	9:51'05.404
6	39.139	19.275	34.249	28.091	2'00.754	182,1	9:53'06.158
7	40.597	19.938	34.546	27.870	2'02.951	185,6	9:55'09.109
8	38.904	19.146	34.059	27.857	1'59.966	180,0	9:57'09.075
9	38.620	19.436	33.886	28.186	2'00.128	177,9	9:59'09.203
10	39.045	19.353	33.806	28.195	2'00.399	178,2	10:01'09.602
11	39.475	19.036	33.802	27.860	2'00.173	184,0	10:03'09.775
12	38.299	19.122	33.446	27.774	1'58.641	180,9	10:05'08.416

22° 41 R. TRAGNI [1'58.825]							
Lap	Seg.1	Seg.2	Seg.3	Seg.4	Lap Time	km/h	Local Time
1		22.702	38.527	31.755		170,6	
2	43.506	20.979	36.013	29.786	2'10.284	175,6	9:45'23.944
3	41.051	19.844	34.168	28.698	2'03.761	177,6	9:47'27.705
4	39.570	19.477	34.420	28.420	2'01.887	180,6	9:49'29.592
5	38.957	19.609	33.655	28.333	2'00.554	177,3	9:51'30.146
6	38.760	19.376	33.607	28.126	1'59.869	177,6	9:53'30.015
7	39.325	19.906	33.346	28.199	2'00.776	174,2	9:55'30.791
8	38.298	19.014	33.643	27.985	1'58.940	180,0	9:57'29.731
9	38.571	19.227	33.290	27.888	1'58.976	176,8	9:59'28.707
10	38.406	19.294	33.340	28.087	1'59.127	176,8	10:01'27.834
11	38.636	19.269	33.178	27.742	1'58.825	181,2	10:03'26.659
12	38.247	18.889	32.718	27.784	1'57.638C	179,7	10:05'24.297

23° 29 G. ZANNINI [1'59.818]							
Lap	Seg.1	Seg.2	Seg.3	Seg.4	Lap Time	km/h	Local Time
1		22.529	38.898	30.976		173,1	
2	42.540	20.774	36.125	30.442	2'09.881	178,8	9:45'04.719
3	41.937	20.285	35.543	29.436	2'07.201	177,0	9:47'11.920
4	41.052	20.341	35.518	30.271	2'07.182	177,0	9:49'19.102
5	40.586	19.941	34.673	28.937	2'04.137	177,9	9:51'23.239
6	44.815	20.206	34.585	28.563	2'08.169	176,5	9:53'31.408
7	39.478	19.600	33.863	27.933	2'00.874	179,7	9:55'32.282
8	38.967	19.302	33.968	28.120	2'00.357	177,3	9:57'32.639
9	44.598	19.506	34.953	28.274	2'07.331	176,2	9:59'39.970
10	39.239	19.570	34.502	30.125	2'03.436	177,3	10:01'43.406
11	39.158	19.193	33.186	28.281	1'59.818	178,5	10:03'43.224
12	38.722	19.372	34.759	28.774	2'01.627C	178,5	10:05'44.851

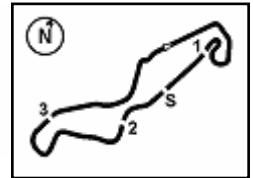
24° 33 S. VAN DEN HOVEN [1'59.918]							
Lap	Seg.1	Seg.2	Seg.3	Seg.4	Lap Time	km/h	Local Time
1		21.037	37.931	30.599		178,2	
2	41.718	20.223	35.638	29.013	2'06.592	180,0	9:45'00.782
3	40.155	19.606	34.829	28.440	2'03.030	183,1	9:47'03.812
4	39.815	19.262	34.802	28.996	2'02.875	185,9	9:49'06.687
5	39.221	19.441	34.607	28.743	2'02.012	181,8	9:51'08.699
6	39.312	19.265	34.341	28.311	2'01.229	180,9	9:53'09.928
7	39.215	19.555	33.556	27.989	2'00.315	182,4	9:55'10.243
8	38.782	19.109	33.826	28.201	1'59.918	182,1	9:57'10.161
9	39.072	19.385	34.491	28.334	2'01.282	179,4	9:59'11.443
10	38.765	19.149	33.864	28.250	2'00.028	183,7	10:01'11.471
11	39.341	19.170	34.186	28.537	2'01.234	180,9	10:03'12.705
12	46.705	19.688	34.628	29.080	2'10.101C	180,0	10:05'22.806

25° 12 D. CZARKOWSKI [2'00.435]							
Lap	Seg.1	Seg.2	Seg.3	Seg.4	Lap Time	km/h	Local Time
1		22.098	37.297	31.230		174,2	
2	41.689	20.794	35.097	29.869	2'07.449	175,9	9:44'56.498
3	41.917	21.005	35.103	29.438	2'07.463	177,9	9:47'03.961
4	40.261	19.695	34.034	29.011	2'03.001	177,6	9:49'06.962
5	39.979	19.746	33.718	28.877	2'02.320	177,3	9:51'09.282
6	38.952	19.307	33.663	28.560	2'00.482	181,2	9:53'09.764
7	39.047	19.813	34.018	28.751	2'01.629	176,2	9:55'11.393
8	39.318	19.710	33.636	28.375	2'01.039	177,9	9:57'12.432
9	39.447	19.581	33.910	28.417	2'01.355	176,5	9:59'13.787
10	39.499	19.432	33.844	28.676	2'01.451	177,0	10:01'15.238
11	38.988	19.132	33.463	28.852	2'00.435	185,2	10:03'15.673
12							

19/04/2024 P = Pits In/Out - C = Lap Time Cancelled

These data/results cannot be reproduced, stored and/or transmitted in whole or in part by any manner of electronic, mechanical, photocopying, recording, broadcasting or otherwise now known or herein after developed without the previous express consent by the copyright owner, except for reproduction in daily press and regular printed publications on sale to the public within 60 days of the event related to those data/results and always provided that copyright symbol appears together as follows below.

© DORNA WSBK ORGANIZATION Srl 2024



Pirelli Dutch Round, 19-21 April 2024
Chronological Analysis Free Practice

26° 80 G. MANSO (2'00.506)							
Lap	Seg.1	Seg.2	Seg.3	Seg.4	Lap Time	km/h	Local Time
1		24.951	39.886	31.801		161,4	
2	44.309	21.337	37.355	30.395	2'13.396	173,9	9:44'55.453
3	42.845	20.711	36.069	29.380	2'09.005	178,8	9:47'04.458
4	40.868	20.352	35.058	28.698	2'04.976	174,2	9:49'09.434
5	39.898	19.979	34.388	28.530	2'02.795	178,8	9:51'12.229
6	39.495	19.747	34.020	28.487	2'01.749	177,9	9:53'13.978
7	41.319	19.811	34.060	29.263	2'04.453	177,0	9:55'18.431
8	39.540	19.804	34.720	29.946	2'04.010	180,9	9:57'22.441
9	39.213	19.492	34.411	28.624	2'01.740	177,9	9:59'24.181
10	39.170	19.556	34.014	28.693	2'01.433	176,8	10:01'25.614
11	39.082	19.468	33.704	28.252	2'00.506	176,8	10:03'26.120
12	38.675	19.281	33.289	28.115	1'59.360C	177,3	10:05'25.480

31° 25 M. MARTELLA (2'01.268)							
Lap	Seg.1	Seg.2	Seg.3	Seg.4	Lap Time	km/h	Local Time
1			22.093	38.587	31.629	170,1	
2	42.559	20.877	36.501	29.923	2'09.860	172,8	9:45'19.744
3	41.091	20.247	35.095	29.394	2'05.827	174,5	9:47'25.571
4	40.632	20.120	34.635	28.837	2'04.224	175,3	9:49'29.795
5	39.568	19.816	33.840	28.361	2'01.585	178,2	9:51'31.380
6	38.936	19.793	34.224	28.327	2'01.280	177,0	9:53'32.660
7	39.724	19.800	35.464	38.111	2'13.099P	175,9	9:55'45.759
8	1'20.523	20.498	34.982	29.296	2'45.299P	172,8	9:58'31.058
9	39.640	19.873	34.323	28.824	2'02.660	173,6	10:00'33.718
10	39.643	19.831	34.264	28.592	2'02.330	174,8	10:02'36.048
11	39.262	19.645	34.303	28.586	2'01.796	175,6	10:04'37.844
12	39.322	19.586	34.027	28.333	2'01.268	175,3	10:06'39.112

27° 8 B. IERACI (2'00.662)							
Lap	Seg.1	Seg.2	Seg.3	Seg.4	Lap Time	km/h	Local Time
1		21.686	37.696	30.669		177,9	
2	42.042	20.438	36.594	29.358	2'08.432	179,4	9:44'50.748
3	40.664	20.006	35.134	28.996	2'04.800	180,9	9:46'55.548
4	40.200	19.885	35.771	29.032	2'04.888	183,1	9:49'00.436
5	39.366	19.493	34.569	28.595	2'02.023	181,2	9:51'02.459
6	39.826	19.453	35.159	28.548	2'02.986	183,1	9:53'05.445
7	39.034	19.144	34.349	28.135	2'00.662	182,7	9:55'06.107
8	38.981	19.259	34.494	39.394	2'12.128P	183,1	9:57'18.235

32° 27 C. CLARK (2'01.749)							
Lap	Seg.1	Seg.2	Seg.3	Seg.4	Lap Time	km/h	Local Time
1			22.649	39.038	31.768	174,2	
2	43.218	21.300	37.068	30.694	2'12.280	174,5	9:44'32.392
3	42.901	21.075	36.765	30.413	2'11.154	177,0	9:46'43.546
4	42.343	20.689	35.821	29.524	2'08.377	177,0	9:48'51.923
5	41.752	20.304	35.859	29.616	2'07.531	182,7	9:50'59.454
6	41.023	20.527	35.284	29.682	2'06.516	177,9	9:53'05.970
7	40.376	20.352	34.959	28.627	2'04.314	176,2	9:55'10.284
8	39.819	20.085	34.319	28.504	2'02.727	177,9	9:57'13.011
9	39.461	19.973	35.843	28.782	2'04.059	178,5	9:59'17.070
10	39.277	19.777	34.054	28.641	2'01.749	178,2	10:01'18.819
11	39.806	20.013	34.272	28.804	2'02.895	177,6	10:03'21.714
12	39.853	19.879	33.915	28.865	2'02.512C	177,9	10:05'24.226

28° 53 P. SVOBODA (2'00.691)							
Lap	Seg.1	Seg.2	Seg.3	Seg.4	Lap Time	km/h	Local Time
1		20.728	37.549	30.666		181,8	
2	41.583	19.932	35.371	28.945	2'05.831	183,4	9:44'49.948
3	39.910	19.574	34.747	28.620	2'02.851	179,7	9:46'52.799
4	39.418	19.201	33.879	28.193	2'00.691	180,3	9:48'53.490
5	40.599	20.213					

33° 71 I. BOLANO HERNANDEZ (2'02.186)							
Lap	Seg.1	Seg.2	Seg.3	Seg.4	Lap Time	km/h	Local Time
1			22.362	38.286	31.535	170,3	
2	44.116	21.427	36.971	30.804	2'13.318	171,2	9:44'31.099
3	43.461	21.024	36.872	30.350	2'11.707	172,2	9:46'42.806
4	42.032	20.515	36.510	29.948	2'09.005	175,3	9:48'51.811
5	41.195	20.239	35.697	29.482	2'06.613	176,2	9:50'58.424
6	41.148	19.826	35.151	29.588	2'05.713	180,6	9:53'04.137
7	40.178	19.892	35.086	28.639	2'03.795	179,4	9:55'07.932
8	39.933	19.629	34.344	28.490	2'02.396	176,5	9:57'10.328
9	39.854	19.771	34.457	28.406	2'02.488	180,3	9:59'12.816
10	39.815	19.642	34.882	28.561	2'02.900	177,0	10:01'15.716
11	39.603	19.556	34.399	28.628	2'02.186	180,3	10:03'17.902
12	39.575	19.503	34.075	28.665	2'01.818C	178,2	10:05'19.720

29° 11 F. NOVOTNY (2'00.752)							
Lap	Seg.1	Seg.2	Seg.3	Seg.4	Lap Time	km/h	Local Time
1		22.714	39.469	31.502		173,9	
2	43.970	21.588	38.206	30.361	2'14.125	177,0	9:44'33.798
3	42.743	20.813	36.990	29.616	2'10.162	177,0	9:46'43.960
4	42.123	20.729	36.748	28.919	2'08.519	180,6	9:48'52.479
5	41.455	20.542	36.096	28.909	2'07.002	186,5	9:50'59.481
6	41.267	20.302	35.535	29.383	2'06.487	181,5	9:53'05.968
7	40.469	19.718	34.629	28.176	2'02.992	179,1	9:55'08.960
8	39.413	19.537	34.311	28.280	2'01.541	181,2	9:57'10.501
9	39.521	19.568	34.051	28.263	2'01.403	177,6	9:59'11.904
10	39.615	19.520	34.492	28.138	2'01.765	178,2	10:01'13.669
11	39.958	19.444	34.110	28.790	2'02.302	178,2	10:03'15.971
12	39.238	19.483	33.925	28.106	2'00.752	179,7	10:05'16.723

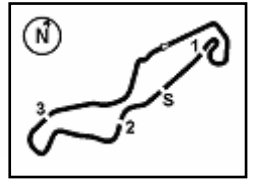
34° 26 M. GENNAI (2'02.709)							
Lap	Seg.1	Seg.2	Seg.3	Seg.4	Lap Time	km/h	Local Time
1			22.487	40.701	40.845	175,0	
2	12'35.885	22.309	38.450	31.354	14'07.998P	177,6	9:57'37.145
3	42.171	20.345	35.819	29.619	2'07.954	178,5	9:59'45.099
4	41.134	20.036	34.817	29.177	2'05.164	179,7	10:01'50.263
5	39.758	19.559	34.415	28.977	2'02.709	180,0	10:03'52.972
6	39.032	19.332	33.635	28.524	2'00.523C	181,8	10:05'53.495

30° 24 M. AGAZZI (2'00.855)							
Lap	Seg.1	Seg.2	Seg.3	Seg.4	Lap Time	km/h	Local Time
1		24.175	39.286	32.160		170,6	
2	43.886	21.311	36.685	30.311	2'12.193	174,5	9:44'53.707
3	41.809	20.731	36.018	29.457	2'08.015	178,5	9:47'01.722
4	40.421	20.004	35.192	29.269	2'04.886	178,5	9:49'06.608
5	40.299	20.260	34.453	28.738	2'03.750	175,0	9:51'10.358
6	39.917	20.140	34.559	29.096	2'03.712	177,6	9:53'14.070
7	40.068	19.902	34.480	28.965	2'03.415	176,8	9:55'17.485
8	40.208	19.873	34.535	28.968	2'03.584	177,3	9:57'21.069
9	40.116	19.871	34.419	29.134	2'03.540	176,2	9:59'24.609
10	39.558	19.642	34.133	28.698	2'02.031	177,0	10:01'26.640
11	39.573	19.390	33.785	28.107	2'00.855	177,6	10:03'27.495

19/04/2024 P = Pits In/Out - C = Lap Time Cancelled

These data/results cannot be reproduced, stored and/or transmitted in whole or in part by any manner of electronic, mechanical, photocopying, recording, broadcasting or otherwise now known or herein after developed without the previous express consent by the copyright owner, except for reproduction in daily press and regular printed publications on sale to the public within 60 days of the event related to those data/results and always provided that copyright symbol appears together as follows below.

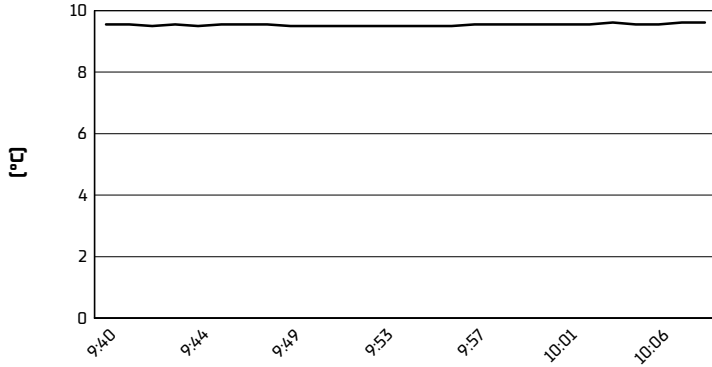
© DORNA WSBK ORGANIZATION Srl 2024



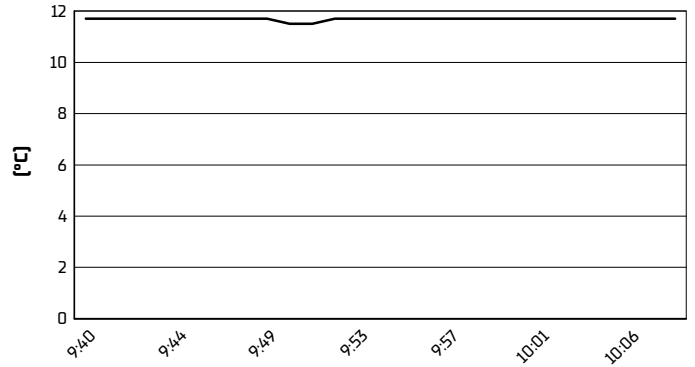
TT Circuit Assen 4.542 m

Pirelli Dutch Round, 19-21 April 2024
Weather Report Free Practice
Session started 09:40 - Session ended 10:09

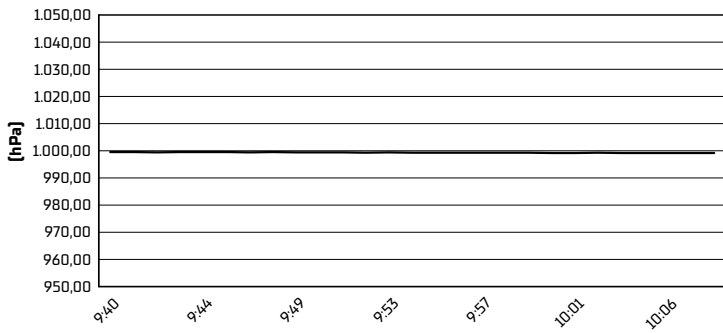
Air Temperature



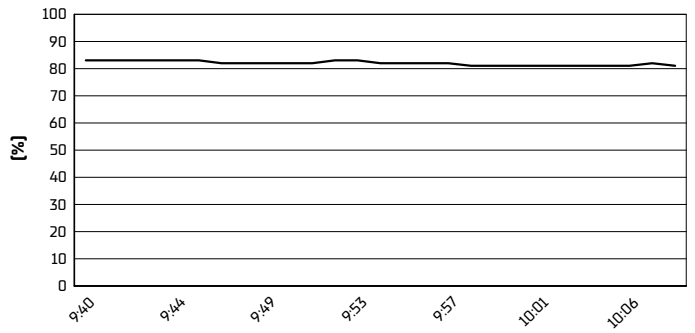
Track Temperature



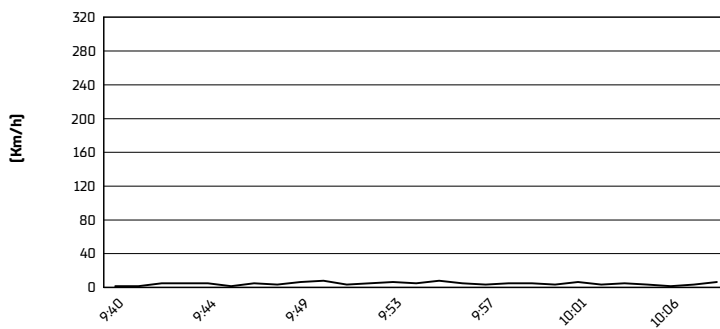
Air Pressure



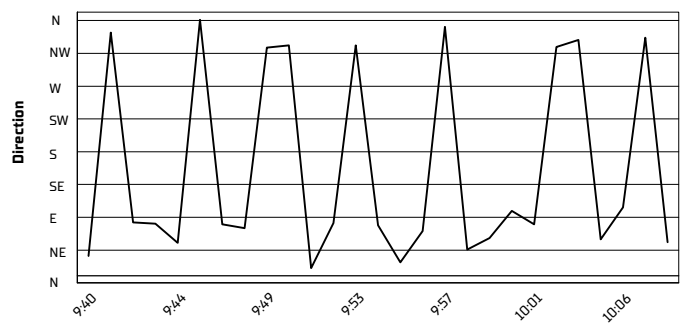
Humidity



Wind Speed



Wind Direction



19/04/2024

These data/results cannot be reproduced, stored and/or transmitted in whole or in part by any manner of electronic, mechanical, photocopying, recording, broadcasting or otherwise now known or herein after developed without the previous express consent by the copyright owner, except for reproduction in daily press and regular printed publications on sale to the public within 60 days of the event related to those data/results and always provided that copyright symbol appears together as follows below.

© DORNA WSBK ORGANIZATION Srl 2024