

Pirelli Dutch Round, 19–21 April 2024
Results Tissot Superpole

No.	Rider	Nat	Team	Bike	Time	Gap	Rel.	Laps	Speed	
									Avg	Max
1	47 F. SEABRIGHT	GBR	Kawasaki GP Project	Kawasaki Ninja 400	1'55.372			11	141,726	181,5
2	57 A. MAHENDRA	INA	Team BrCorse	Yamaha YZF-R3	1'55.388	0.016	0.016	10	141,706	184,0
3	53 P. SVOBODA	CZE	Fusport-RT Motorsport by SKM-Kawasaki	Kawasaki Ninja 400	1'55.548	0.176	0.160	10	141,510	182,4
4	7 L. VENEMAN	NED	MTM Kawasaki	Kawasaki Ninja 400	1'55.611	0.239	0.063	11	141,433	186,5
5	56 G. PRATAMA	INA	ProGP NitiRacing	Yamaha YZF-R3	1'56.419	1.047	0.808	9	140,451	184,0
6	23 S. DI SORA	FRA	ARCO SASH MotoR University Team	Yamaha YZF-R3	1'56.702	1.330	0.283	12	140,111	186,5
7	55 U. CALATAYUD	ESP	ARCO SASH MotoR University Team	Yamaha YZF-R3	1'56.759	1.387	0.057	11	140,042	185,6
8	41 R. TRAGNI	ITA	Pata Yamaha AG Motorsport Italia	Yamaha YZF-R3	1'56.763	1.391	0.004	8	140,038	184,0
9	22 M. GARCIA	ESP	KOVE Racing Team	Kove 321 RR-S	1'56.797	1.425	0.034	12	139,997	184,9
10	1 J. BUIS	NED	Freudenberg KTM-PALIGO Racing	KTM RC 390 R	1'56.841	1.469	0.044	10	139,944	188,2
11	9 E. ERCOLANI	ITA	Yamaha Motoxracing WorldSSP300 Team	Yamaha YZF-R3	1'56.969	1.597	0.128	10	139,791	185,6
12	91 M. VANNUCCI	ITA	Pata Yamaha AG Motorsport Italia	Yamaha YZF-R3	1'57.018	1.646	0.049	6	139,732	180,0
13	58 I. IGLESIAS BRAVO	ESP	Fusport-RT Motorsport by SKM-Kawasaki	Kawasaki Ninja 400	1'57.025	1.653	0.007	11	139,724	184,9
14	88 D. MOGEDA	ESP	Team#109 Retro Traffic Kawasaki	Kawasaki Ninja 400	1'57.109	1.737	0.084	11	139,624	186,2
15	26 M. GENNAI	ITA	MTM Kawasaki	Kawasaki Ninja 400	1'57.164	1.792	0.055	11	139,558	184,0
16	17 R. BIJMAN	NED	Team Flembbo-PL Performances	Kawasaki Ninja 400	1'57.314	1.942	0.150	10	139,380	181,2
17	62 K. FONTAINHA	BRA	Yamaha AD78 FIM LA by MS Racing	Yamaha YZF-R3	1'57.745	2.373	0.431	11	138,870	181,8
18	43 M. GAGGI	ITA	Team BrCorse	Yamaha YZF-R3	1'57.867	2.495	0.122	8	138,726	187,8
19	85 K. SABATUCCI	ITA	Team Flembbo-PL Performances	Kawasaki Ninja 400	1'57.873	2.501	0.006	11	138,719	185,9
20	66 P. TONN	GER	Freudenberg KTM-PALIGO Racing	KTM RC 390 R	1'57.964	2.592	0.091	11	138,612	186,2
21	8 B. IERACI	ITA	Team ProDina Kawasaki	Kawasaki Ninja 400	1'58.124	2.752	0.160	11	138,424	186,2
22	80 G. MANSO	BRA	Yamaha AD78 FIM LA by MS Racing	Yamaha YZF-R3	1'58.391	3.019	0.267	11	138,112	186,5
23	38 D. SALVADOR	ESP	MS Racing	Yamaha YZF-R3	1'58.435	3.063	0.044	10	138,061	183,1
24	33 S. VAN DEN HOVEN	NED	Molenaar Racing	Kawasaki Ninja 400	1'58.440	3.068	0.005	11	138,055	184,9
25	25 M. MARTELLA	ITA	Kawasaki GP Project	Kawasaki Ninja 400	1'58.683	3.311	0.243	11	137,772	184,6
26	31 E. BARTOLINI	ITA	Yamaha Motoxracing WorldSSP300 Team	Yamaha YZF-R3	1'58.726	3.354	0.043	10	137,722	187,2
27	27 C. CLARK	USA	Accolade Smrz Racing BGR	Kawasaki Ninja 400	1'58.793	3.421	0.067	12	137,644	179,7
28	48 J. GARCIA GONZALEZ	ESP	KOVE Racing Team	Kove 321 RR-S	1'58.858	3.486	0.065	10	137,569	187,5
29	77 J. OSUNA SAEZ	ESP	DEZA-BOX 77 Racing Team	Kawasaki Ninja 400	1'58.890	3.518	0.032	10	137,532	184,6
30	24 M. AGAZZI	ITA	MS Racing	Yamaha YZF-R3	1'59.023	3.651	0.133	10	137,378	181,8
31	12 D. CZARKOWSKI	NED	Racing DC	Yamaha YZF-R3	1'59.051	3.679	0.028	11	137,346	180,0
32	11 F. NOVOTNY	CZE	Accolade Smrz Racing BGR	Kawasaki Ninja 400	1'59.572	4.200	0.521	11	136,748	182,1
33	71 I. BOLANO HERNANDEZ	ESP	DEZA-BOX 77 Racing Team	Kawasaki Ninja 400	1'59.579	4.207	0.007	9	136,740	181,2
34	29 G. ZANNINI	ITA	Team ProDina Kawasaki	Kawasaki Ninja 400	2'00.169	4.797	0.590	8	136,068	178,2

Qualifying Lap Time (105% of 1'55.372): 2'01.141

AIR	Humidity:	72%	Temp:	9°C
TRACK	Condition:	Wet	Temp:	15°C

Records	Pole	(SP)	2021	V.Steeman	1'48.767	150,330	Km/h
	Race	(RC1)	2023	J.Buis	1'48.952	150,080	Km/h
	All Times	(WUP)	2023	D.Geiger	1'48.380	150,870	Km/h

Start 19/04/2024 14:10 End 14:49 The results are provisional until the end of the time limit for protests and appeals and the completion of the technical checks.

These data/results cannot be reproduced, stored and/or transmitted in whole or in part by any manner of electronic, mechanical, photocopying, recording, broadcasting or otherwise now known or herein after developed without the previous express consent by the copyright owner, except for reproduction in daily press and regular printed publications on sale to the public within 60 days of the event related to those data/results and always provided that copyright symbol appears together as follows below.

© DORNA WSBK ORGANIZATION Srl 2024

Pirelli Dutch Round, 19–21 April 2024
Results Tissot Superpole

Session Highlights

Local Time	No. Rider	Description
14.00.56		WET PRACTICE - LIGHTS ON
14.10.00		Start
14.10.32		WorldSSP300 Pit Intervention Time: 1min 16secs
14.17.40	29 G. ZANNINI	Crashed - Turn 5
14.18.31	29 G. ZANNINI	Re-joined
14.18.52	77 J. OSUNA SAEZ	Lap Cancelled [2'02.345] - Exceeded Track Limits - Turn 18
14.21.20	1 J. BUIS	Lap Cancelled [2'00.556] - Yellow Flag - Turn 5
14.21.25	31 E. BARTOLINI	Lap Cancelled [2'01.721] - Yellow Flag - Turn 5
14.21.30	48 J. GARCIA GONZALEZ	Lap Cancelled [2'00.875] - Yellow Flag - Turn 5
14.21.35	7 L. VENEMAN	Lap Cancelled [1'59.545] - Yellow Flag - Turn 5
14.21.40	57 A. MAHENDRA	Lap Cancelled [1'59.683] - Yellow Flag - Turn 5
14.21.45	56 G. PRATAMA	Lap Cancelled [2'19.914] - Yellow Flag - Turn 5
14.21.50	47 F. SEABRIGHT	Lap Cancelled [2'02.045] - Yellow Flag - Turn 5
14.21.55	26 M. GENNAI	Lap Cancelled [2'01.052] - Yellow Flag - Turn 5
14.22.00	33 S. VAN DEN HOVEN	Lap Cancelled [3'01.728] - Yellow Flag - Turn 5
14.30.01	25 M. MARTELLA	Lap Cancelled [2'06.589] - Exceeded Track Limits - Turn 18
14.33.31	43 M. GAGGI	Crashed - Turn 16
14.35.12	1 J. BUIS	Crashed - Turn 3
14.37.49		Provisional Results
14.37.50	91 M. VANNUCCI	Lap Cancelled [1'57.101] - Yellow Flag - Turn 16-17
14.37.55	41 R. TRAGNI	Lap Cancelled [1'57.142] - Yellow Flag - Turn 16-17
14.38.00	56 G. PRATAMA	Lap Cancelled [1'58.918] - Yellow Flag - Turn 16-17
14.38.05	38 D. SALVADOR	Lap Cancelled [4'52.968] - Yellow Flag - Turn 16-17
14.38.10	17 R. BIJMAN	Lap Cancelled [4'57.369] - Yellow Flag - Turn 16-17
14.38.15	9 E. ERCOLANI	Lap Cancelled [4'59.694] - Yellow Flag - Turn 16-17
14.38.20	31 E. BARTOLINI	Lap Cancelled [4'48.328] - Yellow Flag - Turn 16-17
14.38.25	8 B. IERACI	Lap Cancelled [3'08.812] - Yellow Flag - Turn 16-17
14.38.30	29 G. ZANNINI	Lap Cancelled [2'01.868] - Yellow Flag - Turn 16-17
14.38.35	25 M. MARTELLA	Lap Cancelled [3'21.566] - Yellow Flag - Turn 16-17
14.38.40	27 C. CLARK	Lap Cancelled [1'59.005] - Yellow Flag - Turn 16-17
14.38.45	53 P. SVOBODA	Lap Cancelled [1'58.894] - Yellow Flag - Turn 16-17
14.38.50	12 D. CZARKOWSKI	Lap Cancelled [2'00.868] - Yellow Flag - Turn 16-17
14.38.55	47 F. SEABRIGHT	Lap Cancelled [1'58.287] - Yellow Flag - Turn 16-17
14.39.00	7 L. VENEMAN	Lap Cancelled [1'56.623] - Yellow Flag - Turn 16-17
14.39.05	1 J. BUIS	Lap Cancelled [1'55.701] - Yellow Flag - Turn 16-17
14.39.10	55 U. CALATAYUD	Lap Cancelled [1'56.570] - Yellow Flag - Turn 16-17
14.39.15	48 J. GARCIA GONZALEZ	Lap Cancelled [1'56.531] - Yellow Flag - Turn 16-17
14.39.20	62 K. FONTAINHA	Lap Cancelled [1'56.799] - Yellow Flag - Turn 16-17
14.39.25	23 S. DI SORA	Lap Cancelled [1'57.287] - Yellow Flag - Turn 16-17
14.39.30	66 P. TONN	Lap Cancelled [1'59.490] - Yellow Flag - Turn 16-17
14.39.35	80 G. MANSO	Lap Cancelled [1'58.309] - Yellow Flag - Turn 16-17
14.39.40	22 M. GARCIA	Lap Cancelled [1'56.549] - Yellow Flag - Turn 16-17
14.39.45	58 I. IGLESIAS BRAVO	Lap Cancelled [3'57.114] - Yellow Flag - Turn 16-17
14.43.42		Patches of water in some parts of the circuit
14.44.40	12 D. CZARKOWSKI	Lap Cancelled [1'57.857] - Exceeded Track Limits - Turn 17
14.44.45	7 L. VENEMAN	Lap Cancelled [1'56.776] - Exceeded Track Limits - Turn 15
14.48.10	31 E. BARTOLINI	Lap Cancelled [1'59.115] - Exceeded Track Limits - Turn 17
14.48.13	48 J. GARCIA GONZALEZ	Lap Cancelled [1'54.807] - Yellow Flag - Turn 4
14.48.16	55 U. CALATAYUD	Lap Cancelled [1'57.126] - Yellow Flag - Turn 4
14.48.19	62 K. FONTAINHA	Lap Cancelled [1'55.794] - Yellow Flag - Turn 4
14.48.22	23 S. DI SORA	Lap Cancelled [1'56.462] - Yellow Flag - Turn 4
14.48.25	66 P. TONN	Lap Cancelled [1'57.656] - Yellow Flag - Turn 4
14.48.28	80 G. MANSO	Lap Cancelled [1'56.975] - Yellow Flag - Turn 4
14.48.31	22 M. GARCIA	Lap Cancelled [1'56.061] - Yellow Flag - Turn 4
14.48.34	58 I. IGLESIAS BRAVO	Lap Cancelled [1'55.756] - Yellow Flag - Turn 4
14.49.10		End Of Session

Start 19/04/2024 14:10 End 14:49 The results are provisional until the end of the time limit for protests and appeals and the completion of the technical checks.

These data/results cannot be reproduced, stored and/or transmitted in whole or in part by any manner of electronic, mechanical, photocopying, recording, broadcasting or otherwise now known or herein after developed without the previous express consent by the copyright owner, except for reproduction in daily press and regular printed publications on sale to the public within 60 days of the event related to those data/results and always provided that copyright symbol appears together as follows below.

© DORNA WSBK ORGANIZATION Srl 2024

Pirelli Dutch Round, 19–21 April 2024
Results Tissot Superpole

Fastest Laps Sequence

No.	Rider	Nat	Team	Bike	Local Time	Time	Gap	Avg
27	C. CLARK	USA	Accolade Smrz Racing BGR	Kawasaki Ninja 400	14:14'19.089	2'05.193		130,608
25	M. MARTELLA	ITA	Kawasaki GP Project	Kawasaki Ninja 400	14:14'27.984	2'04.932	-0.261	130,881
53	P. SVOBODA	CZE	Fusport-RT Motorsport by SKM-Kawasaki	Kawasaki Ninja 400	14:14'37.023	2'03.760	-1.172	132,120
55	U. CALATAYUD	ESP	ARCO SASH MotoR University Team	Yamaha YZF-R3	14:14'49.733	2'02.647	-1.113	133,319
7	L. VENEMAN	NED	MTM Kawasaki	Kawasaki Ninja 400	14:15'09.869	2'01.350	-1.297	134,744
7	L. VENEMAN	NED	MTM Kawasaki	Kawasaki Ninja 400	14:17'09.529	1'59.660	-1.690	136,647
57	A. MAHENDRA	INA	Team BrCorse	Yamaha YZF-R3	14:17'09.956	1'58.216	-1.444	138,316
55	U. CALATAYUD	ESP	ARCO SASH MotoR University Team	Yamaha YZF-R3	14:20'51.984	1'58.111	-0.105	138,439
57	A. MAHENDRA	INA	Team BrCorse	Yamaha YZF-R3	14:21'06.417	1'56.778	-1.333	140,020
55	U. CALATAYUD	ESP	ARCO SASH MotoR University Team	Yamaha YZF-R3	14:22'48.743	1'56.759	-0.019	140,042
57	A. MAHENDRA	INA	Team BrCorse	Yamaha YZF-R3	14:23'02.992	1'56.575	-0.184	140,263
7	L. VENEMAN	NED	MTM Kawasaki	Kawasaki Ninja 400	14:23'03.483	1'56.442	-0.133	140,424
57	A. MAHENDRA	INA	Team BrCorse	Yamaha YZF-R3	14:24'58.793	1'55.801	-0.641	141,201
57	A. MAHENDRA	INA	Team BrCorse	Yamaha YZF-R3	14:26'54.181	1'55.388	-0.413	141,706
47	F. SEABRIGHT	GBR	Kawasaki GP Project	Kawasaki Ninja 400	14:36'38.132	1'55.372	-0.016	141,726

19/04/2024 Start End The results are provisional until the end of the time limit for protests and appeals
14:10 14:49 and the completion of the technical checks.

These data/results cannot be reproduced, stored and/or transmitted in whole or in part by any manner of electronic, mechanical, photocopying, recording, broadcasting or otherwise now known or herein after developed without the previous express consent by the copyright owner, except for reproduction in daily press and regular printed publications on sale to the public within 60 days of the event related to those data/results and always provided that copyright symbol appears together as follows below.

© DORNA WSBK ORGANIZATION Srl 2024

Pirelli Dutch Round, 19–21 April 2024
Best Sectors & Speed Tissot Superpole

BEST LAP		
1	47 F. SEABRIGHT	Kawasaki Ninja 400 1'55.372
2	57 A. MAHENDRA	Yamaha YZF-R3 1'55.388
3	53 P. SVOBODA	Kawasaki Ninja 400 1'55.548
4	7 L. VENEMAN	Kawasaki Ninja 400 1'55.611
5	56 G. PRATAMA	Yamaha YZF-R3 1'56.419
6	23 S. DI SORA	Yamaha YZF-R3 1'56.702
7	55 U. CALATAYUD	Yamaha YZF-R3 1'56.759
8	41 R. TRAGNI	Yamaha YZF-R3 1'56.763
9	22 M. GARCIA	Kove 321 RR-S 1'56.797
10	1 J. BUIS	KTM RC 390 R 1'56.841
11	9 E. ERCOLANI	Yamaha YZF-R3 1'56.969
12	91 M. VANNUCCI	Yamaha YZF-R3 1'57.018
13	58 I. IGLESIAS BRAVO	Kawasaki Ninja 400 1'57.025
14	88 D. MOGEDA	Kawasaki Ninja 400 1'57.109
15	26 M. GENNAI	Kawasaki Ninja 400 1'57.164
16	17 R. BIJMAN	Kawasaki Ninja 400 1'57.314
17	62 K. FONTAINHA	Yamaha YZF-R3 1'57.745
18	43 M. GAGGI	Yamaha YZF-R3 1'57.867
19	85 K. SABATUCCI	Kawasaki Ninja 400 1'57.873
20	66 P. TONN	KTM RC 390 R 1'57.964
21	8 B. IERACI	Kawasaki Ninja 400 1'58.124
22	80 G. MANSO	Yamaha YZF-R3 1'58.391
23	38 D. SALVADOR	Yamaha YZF-R3 1'58.435
24	33 S. VAN DEN HOVEN	Kawasaki Ninja 400 1'58.440
25	25 M. MARTELLA	Kawasaki Ninja 400 1'58.683
26	31 E. BARTOLINI	Yamaha YZF-R3 1'58.726
27	27 C. CLARK	Kawasaki Ninja 400 1'58.793
28	48 J. GARCIA GONZALEZ	Kove 321 RR-S 1'58.858
29	77 J. OSUNA SAEZ	Kawasaki Ninja 400 1'58.890
30	24 M. AGAZZI	Yamaha YZF-R3 1'59.023
31	12 D. CZARKOWSKI	Yamaha YZF-R3 1'59.051
32	11 F. NOVOTNY	Kawasaki Ninja 400 1'59.572
33	71 I. BOLANO HERNANDEZ	Kawasaki Ninja 400 1'59.579
34	29 G. ZANNINI	Kawasaki Ninja 400 2'00.169

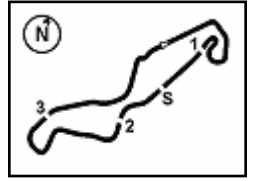
SPEED		
1	1 J. BUIS	KTM RC 390 R 188,2
2	43 M. GAGGI	Yamaha YZF-R3 187,8
3	48 J. GARCIA GONZALEZ	Kove 321 RR-S 187,5
4	31 E. BARTOLINI	Yamaha YZF-R3 187,2
5	80 G. MANSO	Yamaha YZF-R3 186,5
6	7 L. VENEMAN	Kawasaki Ninja 400 186,5
7	23 S. DI SORA	Yamaha YZF-R3 186,5
8	88 D. MOGEDA	Kawasaki Ninja 400 186,2
9	8 B. IERACI	Kawasaki Ninja 400 186,2
10	66 P. TONN	KTM RC 390 R 186,2
11	85 K. SABATUCCI	Kawasaki Ninja 400 185,9
12	9 E. ERCOLANI	Yamaha YZF-R3 185,6
13	55 U. CALATAYUD	Yamaha YZF-R3 185,6
14	22 M. GARCIA	Kove 321 RR-S 184,9
15	33 S. VAN DEN HOVEN	Kawasaki Ninja 400 184,9
16	58 I. IGLESIAS BRAVO	Kawasaki Ninja 400 184,9
17	77 J. OSUNA SAEZ	Kawasaki Ninja 400 184,6
18	25 M. MARTELLA	Kawasaki Ninja 400 184,6
19	56 G. PRATAMA	Yamaha YZF-R3 184,0
20	26 M. GENNAI	Kawasaki Ninja 400 184,0
21	57 A. MAHENDRA	Yamaha YZF-R3 184,0
22	41 R. TRAGNI	Yamaha YZF-R3 184,0
23	38 D. SALVADOR	Yamaha YZF-R3 183,1
24	53 P. SVOBODA	Kawasaki Ninja 400 182,4
25	11 F. NOVOTNY	Kawasaki Ninja 400 182,1
26	24 M. AGAZZI	Yamaha YZF-R3 181,8
27	62 K. FONTAINHA	Yamaha YZF-R3 181,8
28	47 F. SEABRIGHT	Kawasaki Ninja 400 181,5
29	71 I. BOLANO HERNANDEZ	Kawasaki Ninja 400 181,2
30	17 R. BIJMAN	Kawasaki Ninja 400 181,2
31	91 M. VANNUCCI	Yamaha YZF-R3 180,0
32	12 D. CZARKOWSKI	Yamaha YZF-R3 180,0
33	27 C. CLARK	Kawasaki Ninja 400 179,7
34	29 G. ZANNINI	Kawasaki Ninja 400 178,2

SEG. 1			SEG. 2			SEG. 3			SEG. 4		
1	57 A. MAHENDRA	37.325	1	7 L. VENEMAN	18.337	1	48 J. GARCIA GONZALEZ	31.857	1	55 U. CALATAYUD	26.921
2	47 F. SEABRIGHT	37.381	2	48 J. GARCIA GONZALEZ	18.505	2	53 P. SVOBODA	31.983	2	57 A. MAHENDRA	26.973
3	7 L. VENEMAN	37.408	3	58 I. IGLESIAS BRAVO	18.541	3	47 F. SEABRIGHT	32.038	3	53 P. SVOBODA	27.100
4	55 U. CALATAYUD	37.419	4	22 M. GARCIA	18.545	4	1 J. BUIS	32.144	4	7 L. VENEMAN	27.166
5	22 M. GARCIA	37.453	5	23 S. DI SORA	18.568	5	57 A. MAHENDRA	32.206	5	58 I. IGLESIAS BRAVO	27.179
6	48 J. GARCIA GONZALEZ	37.481	6	66 P. TONN	18.602	6	58 I. IGLESIAS BRAVO	32.241	6	22 M. GARCIA	27.200
7	41 R. TRAGNI	37.613	7	41 R. TRAGNI	18.615	7	9 E. ERCOLANI	32.242	7	23 S. DI SORA	27.327
8	23 S. DI SORA	37.622	8	47 F. SEABRIGHT	18.621	8	62 K. FONTAINHA	32.324	8	47 F. SEABRIGHT	27.332
9	26 M. GENNAI	37.641	9	1 J. BUIS	18.648	9	17 R. BIJMAN	32.394	9	88 D. MOGEDA	27.346
10	58 I. IGLESIAS BRAVO	37.671	10	8 B. IERACI	18.692	10	56 G. PRATAMA	32.424	10	1 J. BUIS	27.364
11	56 G. PRATAMA	37.714	11	26 M. GENNAI	18.695	11	7 L. VENEMAN	32.529	11	66 P. TONN	27.366
12	1 J. BUIS	37.725	12	53 P. SVOBODA	18.697	12	91 M. VANNUCCI	32.570	12	17 R. BIJMAN	27.498
13	91 M. VANNUCCI	37.725	13	55 U. CALATAYUD	18.716	13	31 E. BARTOLINI	32.649	13	26 M. GENNAI	27.554
14	62 K. FONTAINHA	37.746	14	57 A. MAHENDRA	18.719	14	22 M. GARCIA	32.661	14	56 G. PRATAMA	27.556
15	53 P. SVOBODA	37.768	15	56 G. PRATAMA	18.725	15	66 P. TONN	32.732	15	31 E. BARTOLINI	27.561
16	43 M. GAGGI	37.848	16	33 S. VAN DEN HOVEN	18.734	16	80 G. MANSO	32.742	16	62 K. FONTAINHA	27.566
17	80 G. MANSO	37.919	17	88 D. MOGEDA	18.735	17	25 M. MARTELLA	32.782	17	41 R. TRAGNI	27.575
18	27 C. CLARK	37.926	18	62 K. FONTAINHA	18.776	18	23 S. DI SORA	32.801	18	43 M. GAGGI	27.617
19	9 E. ERCOLANI	37.946	19	38 D. SALVADOR	18.779	19	41 R. TRAGNI	32.861	19	85 K. SABATUCCI	27.624
20	66 P. TONN	37.972	20	80 G. MANSO	18.837	20	55 U. CALATAYUD	32.884	20	48 J. GARCIA GONZALEZ	27.646
21	88 D. MOGEDA	37.984	21	25 M. MARTELLA	18.888	21	26 M. GENNAI	32.925	21	8 B. IERACI	27.653
22	38 D. SALVADOR	38.020	22	85 K. SABATUCCI	18.892	22	77 J. OSUNA SAEZ	32.932	22	91 M. VANNUCCI	27.657
23	17 R. BIJMAN	38.030	23	12 D. CZARKOWSKI	18.904	23	88 D. MOGEDA	33.026	23	38 D. SALVADOR	27.704
24	12 D. CZARKOWSKI	38.058	24	91 M. VANNUCCI	18.915	24	43 M. GAGGI	33.111	24	9 E. ERCOLANI	27.818
25	85 K. SABATUCCI	38.088	25	9 E. ERCOLANI	18.963	25	12 D. CZARKOWSKI	33.135	25	80 G. MANSO	27.820
26	8 B. IERACI	38.186	26	31 E. BARTOLINI	18.990	26	27 C. CLARK	33.182	26	77 J. OSUNA SAEZ	27.822
27	77 J. OSUNA SAEZ	38.355	27	17 R. BIJMAN	19.001	27	38 D. SALVADOR	33.193	27	33 S. VAN DEN HOVEN	27.871
28	33 S. VAN DEN HOVEN	38.497	28	43 M. GAGGI	19.053	28	8 B. IERACI	33.225	28	24 M. AGAZZI	27.878
29	11 F. NOVOTNY	38.533	29	77 J. OSUNA SAEZ	19.106	29	85 K. SABATUCCI	33.247	29	71 I. BOLANO HERNANDEZ	27.895
30	24 M. AGAZZI	38.572	30	71 I. BOLANO HERNANDEZ	19.111	30	33 S. VAN DEN HOVEN	33.283	30	11 F. NOVOTNY	27.942
31	31 E. BARTOLINI	38.637	31	24 M. AGAZZI	19.120	31	24 M. AGAZZI	33.409	31	27 C. CLARK	27.951
32	25 M. MARTELLA	38.647	32	11 F. NOVOTNY	19.207	32	71 I. BOLANO HERNANDEZ	33.580	32	12 D. CZARKOWSKI	27.983
33	71 I. BOLANO HERNANDEZ	38.820	33	27 C. CLARK	19.265	33	29 G. ZANNINI	33.674	33	29 G. ZANNINI	28.003
34	29 G. ZANNINI	39.057	34	29 G. ZANNINI	19.435	34	11 F. NOVOTNY	33.741	34	25 M. MARTELLA	28.122

19/04/2024

These data/results cannot be reproduced, stored and/or transmitted in whole or in part by any manner of electronic, mechanical, photocopying, recording, broadcasting or otherwise now known or herein after developed without the previous express consent by the copyright owner, except for reproduction in daily press and regular printed publications on sale to the public within 60 days of the event related to those data/results and always provided that copyright symbol appears together as follows below.

© DORNA WSBK ORGANIZATION Srl 2024



TT Circuit Assen 4.542 m

**Pirelli Dutch Round, 19–21 April 2024
Ideal Times Tissot Superspole**

No.	Rider	Nat	Bike	Seg. 1	Seg. 2	Seg. 3	Seg. 4	Ideal Time			
				Diff. 1	Diff. 2	Diff. 3	Diff. 4	Best Lap	Pos.	Diff.	
1	57 A. MAHENDRA	INA	Yamaha YZF-R3	37.325	18.719	32.206	26.973	1'55.223	1'55.388	2	0.165
2	47 F. SEABRIGHT	GBR	Kawasaki Ninja 400	37.381	18.621	32.038	27.332	1'55.372	1'55.372	1	
3	7 L. VENEMAN	NED	Kawasaki Ninja 400	37.408	18.337	32.529	27.166	1'55.440	1'55.611	4	0.171
4	48 J. GARCIA GONZALEZ	ESP	Kove 321 RR-S	37.481	18.505	31.857	27.646	1'55.489	1'58.858	28	3.369
5	53 P. SVOBODA	CZE	Kawasaki Ninja 400	37.768	18.697	31.983	27.100	1'55.548	1'55.548	3	
6	58 I. IGLESIAS BRAVO	ESP	Kawasaki Ninja 400	37.671	18.541	32.241	27.179	1'55.632	1'57.025	13	1.393
7	22 M. GARCIA	ESP	Kove 321 RR-S	37.453	18.545	32.661	27.200	1'55.859	1'56.797	9	0.938
8	1 J. BUIS	NED	KTM RC 390 R	37.725	18.648	32.144	27.364	1'55.881	1'56.841	10	0.960
9	55 U. CALATAYUD	ESP	Yamaha YZF-R3	37.419	18.716	32.884	26.921	1'55.940	1'56.759	7	0.819
10	23 S. DI SORA	FRA	Yamaha YZF-R3	37.622	18.568	32.801	27.327	1'56.318	1'56.702	6	0.384
11	62 K. FONTAINHA	BRA	Yamaha YZF-R3	37.746	18.776	32.324	27.566	1'56.412	1'57.745	17	1.333
12	56 G. PRATAMA	INA	Yamaha YZF-R3	37.714	18.725	32.424	27.556	1'56.419	1'56.419	5	
13	41 R. TRAGNI	ITA	Yamaha YZF-R3	37.613	18.615	32.861	27.575	1'56.664	1'56.763	8	0.099
14	66 P. TONN	GER	KTM RC 390 R	37.972	18.602	32.732	27.366	1'56.672	1'57.964	20	1.292
15	26 M. GENNAI	ITA	Kawasaki Ninja 400	37.641	18.695	32.925	27.554	1'56.815	1'57.164	15	0.349
16	91 M. VANNUCCI	ITA	Yamaha YZF-R3	37.725	18.915	32.570	27.657	1'56.867	1'57.018	12	0.151
17	17 R. BUJMAN	NED	Kawasaki Ninja 400	38.030	19.001	32.394	27.498	1'56.923	1'57.314	16	0.391
18	9 E. ERCOLANI	ITA	Yamaha YZF-R3	37.946	18.963	32.242	27.818	1'56.969	1'56.969	11	
19	88 D. MOGEDA	ESP	Kawasaki Ninja 400	37.984	18.735	33.026	27.346	1'57.091	1'57.109	14	0.018
20	80 G. MANSO	BRA	Yamaha YZF-R3	37.919	18.837	32.742	27.820	1'57.318	1'58.391	22	1.073
21	43 M. GAGGI	ITA	Yamaha YZF-R3	37.848	19.053	33.111	27.617	1'57.629	1'57.867	18	0.238
22	38 D. SALVADOR	ESP	Yamaha YZF-R3	38.020	18.779	33.193	27.704	1'57.696	1'58.435	23	0.739
23	8 B. IERACI	ITA	Kawasaki Ninja 400	38.186	18.692	33.225	27.653	1'57.756	1'58.124	21	0.368
24	31 E. BARTOLINI	ITA	Yamaha YZF-R3	38.637	18.990	32.649	27.561	1'57.837	1'58.726	26	0.889
25	85 K. SABATUCCI	ITA	Kawasaki Ninja 400	38.088	18.892	33.247	27.624	1'57.851	1'57.873	19	0.022
26	12 D. CZARKOWSKI	NED	Yamaha YZF-R3	38.058	18.904	33.135	27.983	1'58.080	1'59.051	31	0.971
27	77 J. OSUNA SAEZ	ESP	Kawasaki Ninja 400	38.355	19.106	32.932	27.822	1'58.215	1'58.890	29	0.675
28	27 C. CLARK	USA	Kawasaki Ninja 400	37.926	19.265	33.182	27.951	1'58.324	1'58.793	27	0.469
29	33 S. VAN DEN HOVEN	NED	Kawasaki Ninja 400	38.497	18.734	33.283	27.871	1'58.385	1'58.440	24	0.055
30	25 M. MARTELLA	ITA	Kawasaki Ninja 400	38.647	18.888	32.782	28.122	1'58.439	1'58.683	25	0.244
31	24 M. AGAZZI	ITA	Yamaha YZF-R3	38.572	19.120	33.409	27.878	1'58.979	1'59.023	30	0.044
32	71 I. BOLAND HERNANDEZ	ESP	Kawasaki Ninja 400	38.820	19.111	33.580	27.895	1'59.406	1'59.579	33	0.173
33	11 F. NOVOTNY	CZE	Kawasaki Ninja 400	38.533	19.207	33.741	27.942	1'59.423	1'59.572	32	0.149
34	29 G. ZANNINI	ITA	Kawasaki Ninja 400	39.057	19.435	33.674	28.003	2'00.169	2'00.169	34	
Overall Ideal Time				37.325	18.337	31.857	26.921	1'54.440			

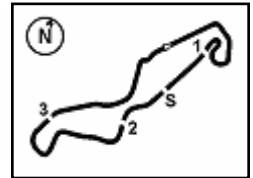
19/04/2024

These data/results cannot be reproduced, stored and/or transmitted in whole or in part by any manner of electronic, mechanical, photocopying, recording, broadcasting or otherwise now known or herein after developed without the previous express consent by the copyright owner, except for reproduction in daily press and regular printed publications on sale to the public within 60 days of the event related to those data/results and always provided that copyright symbol appears together as follows below.

© DORNA WSBK ORGANIZATION Srl 2024

FIGR PERUGIA TIMING





TT Circuit Assen 4.542 m

Pirelli Dutch Round, 19-21 April 2024
Chronological Analysis Tissot Superpole

1 / 4

1° 47 F. SEABRIGHT [1'55.372]							
Lap	Seg1	Seg2	Seg3	Seg4	Lap Time	km/h	Local Time
1		20.262	37.910	30.387		174,5	
2	39.607	19.305	34.840	28.449	2'02.201	179,1	14:15'14.120
3	39.174	19.200	34.131	28.431	2'00.936	180,0	14:17'15.056
4	40.630	19.204	33.834	28.377	2'02.045C	178,8	14:19'17.101
5	38.659	19.037	33.603	27.911	1'59.210	178,2	14:21'16.311
6	38.247	18.952	33.500	27.808	1'58.507	180,6	14:23'14.818
7	38.100	19.098	33.430	27.758	1'58.386	179,1	14:25'13.204
8	39.184	18.940	32.937	27.700	1'58.761	178,5	14:27'11.965
9	38.376	19.131	33.015	35.635	2'06.157P	179,1	14:29'18.122
10	2'05.104	19.504	33.394	28.349	3'26.351P	178,5	14:32'44.473
11	38.645	19.265	32.665	27.712	1'58.287C	174,8	14:34'42.760
12	37.381	18.621	32.038	27.332	1'55.372	181,5	14:36'38.132

2° 57 A. MAHENDRA [1'55.388]							
Lap	Seg1	Seg2	Seg3	Seg4	Lap Time	km/h	Local Time
1		20.231	39.607	30.475		175,9	
2	39.899	19.202	33.772	28.526	2'01.399	178,2	14:15'11.740
3	38.279	19.001	33.131	27.805	1'58.216	179,7	14:17'09.956
4	39.844	19.076	33.239	27.524	1'59.683C	178,8	14:19'09.639
5	38.167	18.815	32.572	27.224	1'56.778	184,0	14:21'06.417
6	37.851	18.721	32.726	27.277	1'56.575	182,7	14:23'02.992
7	37.577	18.751	32.404	27.069	1'55.801	180,9	14:24'58.793
8	37.325	18.719	32.206	27.138	1'55.388	182,1	14:26'54.181
9	38.207	18.863	33.745	36.269	2'07.084P	181,5	14:29'01.265
10	2'47.136	19.640	35.337	28.204	4'10.317P	180,3	14:33'11.582
11	38.133	18.755	32.384	26.973	1'56.245	179,4	14:35'07.827

3° 53 P. SVOBODA [1'55.548]							
Lap	Seg1	Seg2	Seg3	Seg4	Lap Time	km/h	Local Time
1		20.785	38.497	29.711		176,2	
2	40.136	19.511	35.476	28.637	2'03.760	181,5	14:14'37.023
3	39.386	19.241	34.707	28.436	2'01.770	180,9	14:16'38.793
4	38.952	19.242	34.020	28.121	2'00.335	181,8	14:18'39.128
5	38.427	18.964	33.560	27.824	1'58.775	182,4	14:20'37.903
6	38.279	18.928	33.185	27.712	1'58.104	181,2	14:22'36.007
7	38.283	18.978	33.303	27.733	1'58.297	181,8	14:24'34.304
8	38.468	18.944	33.868	36.201	2'07.481P	182,4	14:26'41.785
9	4'32.014	20.447	34.316	28.515	5'55.292P	178,8	14:32'37.077
10	38.815	19.192	33.059	27.828	1'58.894C	177,6	14:34'35.971
11	37.768	18.697	31.983	27.100	1'55.548	181,8	14:36'31.519

4° 7 L. VENEMAN [1'55.611]							
Lap	Seg1	Seg2	Seg3	Seg4	Lap Time	km/h	Local Time
1		19.978	37.975	29.919		180,3	
2	39.612	19.061	34.258	28.419	2'01.350	183,1	14:15'09.869
3	38.818	18.819	33.919	28.104	1'59.660	184,6	14:17'09.529
4	38.665	19.004	33.951	27.925	1'59.545C	182,4	14:19'09.074
5	38.526	18.807	32.914	27.720	1'57.967	183,7	14:21'07.041
6	37.966	18.637	32.529	27.310	1'56.442	186,5	14:23'03.483
7	38.323	18.883	33.319	33.601	2'04.126P	184,0	14:25'07.609
8	2'27.549	18.831	32.762	27.631	3'46.773P	185,9	14:28'54.382
9	37.740	18.468	32.623	27.557	1'56.388	184,9	14:30'50.770
10	37.910	18.583	32.944	27.339	1'56.776C	182,7	14:32'47.546
11	37.724	18.684	32.857	27.358	1'56.623C	179,1	14:34'44.169
12	37.408	18.337	32.700	27.166	1'55.611	184,9	14:36'39.780

5° 56 G. PRATAMA [1'56.419]							
Lap	Seg1	Seg2	Seg3	Seg4	Lap Time	km/h	Local Time
1		20.594	38.157	30.770		177,3	
2	39.841	19.528	34.628	29.025	2'03.022	184,0	14:15'13.961

3	39.042	19.382	34.036	28.540	2'01.000	180,9	14:17'14.961
4	40.392	22.616	34.576	42.330	2'19.914CP	154,3	14:19'34.875
5	3'19.910	19.651	34.311	28.199	4'42.071P	179,4	14:24'16.946
6	38.292	19.034	33.222	27.833	1'58.381	182,1	14:26'15.327
7	38.404	18.855	33.992	38.708	2'09.959P	182,4	14:28'25.286
8	2'06.700	19.622	34.204	28.442	3'28.968P	180,6	14:31'54.254
9	38.982	18.997	33.242	27.697	1'58.918C	178,2	14:33'53.172
10	37.714	18.725	32.424	27.556	1'56.419	180,0	14:35'49.591

6° 23 S. DI SORA [1'56.702]							
Lap	Seg1	Seg2	Seg3	Seg4	Lap Time	km/h	Local Time
1		22.115	37.498	30.096		171,2	
2	40.748	20.462	36.360	29.123	2'06.693	182,7	14:14'54.458
3	39.743	19.571	34.728	28.478	2'02.520	179,1	14:16'56.978
4	39.567	20.324	34.498	28.710	2'03.099	177,6	14:19'00.077
5	38.848	19.354	34.100	28.444	2'00.746	183,4	14:21'00.823
6	38.720	19.333	33.712	28.005	1'59.770	179,1	14:23'00.593
7	38.123	19.205	33.566	27.991	1'58.885	179,4	14:24'59.478
8	38.226	19.041	32.866	27.734	1'57.867	180,9	14:26'57.345
9	38.044	18.936	33.073	27.327	1'57.380	184,6	14:28'54.725
10	37.805	18.682	32.801	27.414	1'56.702	182,4	14:30'51.427
11	38.093	18.726	33.076	28.463	1'58.358	184,0	14:32'49.785
12	37.711	18.977	32.952	27.647	1'57.287C	176,2	14:34'47.072
13	37.622	18.568	32.953	27.319	1'56.462C	186,5	14:36'43.534

7° 55 U. CALATAYUD [1'56.759]							
Lap	Seg1	Seg2	Seg3	Seg4	Lap Time	km/h	Local Time
1		22.169	37.100	29.677		173,4	
2	40.015	19.305	35.196	28.131	2'02.647	182,4	14:14'49.733
3	41.079	19.821	34.521	29.315	2'04.736	180,3	14:16'54.469
4	39.145	19.195	33.478	27.586	1'59.404	181,8	14:18'53.873
5	38.884	18.861	33.445	26.921	1'58.111	185,6	14:20'51.984
6	37.907	18.785	32.884	27.183	1'56.759	181,5	14:22'48.743
7	38.846	19.422	33.732	27.828	1'59.828	178,8	14:24'48.571
8	37.975	19.065	34.124	28.115	1'59.279	179,4	14:26'47.850
9	39.249	18.793	34.535	39.188	2'11.765P	180,3	14:28'59.615
10	2'25.735	20.608	35.281	27.678	3'49.302P	168,5	14:32'48.917
11	37.419	18.716	33.013	27.422	1'56.570C	178,5	14:34'45.487
12	37.872	18.834	33.105	27.315	1'57.126C	181,2	14:36'42.613

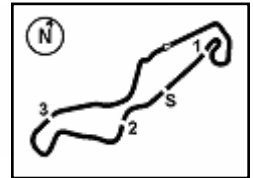
8° 41 R. TRAGNI [1'56.763]							
Lap	Seg1	Seg2	Seg3	Seg4	Lap Time	km/h	Local Time
1		21.167	38.330	31.603		174,5	
2	41.527	20.112	36.386	29.299	2'07.324	177,9	14:14'38.315
3	40.140	19.402	34.312	28.586	2'02.440	177,6	14:16'40.755
4	39.354	19.277	33.763	28.265	2'00.659	178,5	14:18'41.414
5	39.764	19.655	34.776	43.386	2'17.581P	178,8	14:20'58.995
6	7'21.145	19.721	34.225	28.051	8'43.142P	177,3	14:29'42.137
7	38.528	18.975	32.930	27.575	1'58.008	180,0	14:31'40.145
8	37.756	18.942	32.943	27.501	1'57.142C	180,9	14:33'37.287
9	37.613	18.615	32.861	27.674	1'56.763	184,0	14:35'34.050

9° 22 M. GARCIA [1'56.797]							
Lap	Seg1	Seg2	Seg3	Seg4	Lap Time	km/h	Local Time
1		20.806	37.620	29.936		180,3	
2	40.819	19.863	36.863	29.724	2'07.269	184,6	14:14'55.957
3	40.121	19.528	35.239	28.633	2'03.521	182,4	14:16'59.478
4	39.310	19.464	34.423	28.318	2'01.515	182,4	14:19'00.993
5	39.026	19.052	33.960	28.094	2'00.132	184,9	14:21'01.125
6	40.573	19.305	34.182	28.207	2'02.267	182,4	14:23'03.392
7	38.846	19.074	33.624	28.249	1'59.793	183,1	14:25'03.185
8	38.189	18.973	34.783	30.812	2'02.757	182,1	14:27'05.942

19/04/2024 P = Pits In/Out - C = Lap Time Cancelled

These data/results cannot be reproduced, stored and/or transmitted in whole or in part by any manner of electronic, mechanical, photocopying, recording, broadcasting or otherwise now known or herein after developed without the previous express consent by the copyright owner, except for reproduction in daily press and regular printed publications on sale to the public within 60 days of the event related to those data/results and always provided that copyright symbol appears together as follows below.

© DORNA WSBK ORGANIZATION Srl 2024



Pirelli Dutch Round, 19-21 April 2024
Chronological Analysis Tissot Superpole

9	38.479	18.822	33.375	27.663	1'58.339	184,0	14:29'04.281
10	37.859	18.860	33.133	27.594	1'57.446	183,4	14:31'01.727
11	38.042	18.708	32.847	27.200	1'56.797	181,5	14:32'58.524
12	37.481	18.771	33.001	27.296	1'56.549C	180,3	14:34'55.073
13	37.453	18.545	32.661	27.402	1'56.061C	184,0	14:36'51.134

1						20.246	35.889	29.627		176,8
2	40.241	19.622	36.102	29.424	2'05.389	181,8	14:14'55.626			
3	39.541	19.333	34.782	28.456	2'02.112	182,1	14:16'57.738			
4	39.402	19.337	34.612	28.274	2'01.625	183,4	14:18'59.363			
5	39.185	19.239	34.237	28.011	2'00.672	183,4	14:21'00.035			
6	45.253	18.994	33.860	28.011	2'06.118	186,2	14:23'06.153			
7	38.866	19.005	34.387	27.873	2'00.131	182,4	14:25'06.284			
8	38.630	18.939	33.436	27.752	1'58.757	182,1	14:27'05.041			
9	38.542	18.735	33.318	27.691	1'58.286	184,3	14:29'03.327			
10	42.285	18.836	33.224	27.547	2'01.892	184,0	14:31'05.219			
11	41.757	21.325	34.285	27.683	2'05.050	154,3	14:33'10.269			
12	37.984	18.753	33.026	27.346	1'57.109	181,5	14:35'07.378			

10° 1. J. BUIS [1'56.841]							
Lap	Seg.1	Seg.2	Seg.3	Seg.4	Lap Time	km/h	Local Time
1		20.485	36.229	29.452		180,9	
2	40.171	19.654	35.697	28.765	2'04.287	182,4	14:15'01.387
3	39.499	19.590	34.680	28.453	2'02.222	182,7	14:17'03.609
4	38.781	19.465	34.280	28.030	2'00.556C	182,7	14:19'04.165
5	38.453	19.280	33.914	27.758	1'59.405	184,0	14:21'03.570
6	38.117	19.050	33.571	27.637	1'58.375	183,7	14:23'01.945
7	38.015	19.021	33.144	27.364	1'57.544	183,4	14:24'59.489
8	37.809	18.845	32.816	27.371	1'56.841	183,7	14:26'56.330
9	37.729	18.648	32.813	34.197	2'03.387P	188,2	14:28'59.717
10	2'27.178	19.784	34.499	27.702	3'49.163P	184,3	14:32'48.880
11	37.725	18.802	32.144	27.030	1'55.701C	183,4	14:34'44.581
12							

15° 26 M. GENNAI [1'57.164]							
Lap	Seg.1	Seg.2	Seg.3	Seg.4	Lap Time	km/h	Local Time
1		20.802	38.398	30.699		178,5	
2	41.248	19.986	35.820	29.167	2'06.221	173,6	14:15'15.299
3	39.603	19.521	34.668	28.478	2'02.270	182,4	14:17'17.569
4	39.086	19.300	34.235	28.431	2'01.052C	184,0	14:19'18.621
5	38.666	19.209	33.925	28.058	1'59.858	182,7	14:21'18.479
6	38.586	19.040	33.707	27.984	1'59.317	184,0	14:23'17.796
7	38.366	19.044	33.400	28.001	1'58.811	182,7	14:25'16.607
8	37.950	18.747	32.925	27.554	1'57.176	182,7	14:27'13.783
9	37.921	18.937	32.978	28.454	1'58.290	183,1	14:29'12.073
10	37.909	18.695	33.306	27.635	1'57.545	183,4	14:31'09.618
11	37.822	18.723	33.001	27.618	1'57.164	183,4	14:33'06.782
12	37.641	18.808	33.808	27.615	1'57.872	180,0	14:35'04.654

11° 9 E. ERCOLANI [1'56.969]							
Lap	Seg.1	Seg.2	Seg.3	Seg.4	Lap Time	km/h	Local Time
1		21.757	38.081	31.000		173,9	
2	41.417	19.874	35.291	29.264	2'05.846	183,4	14:14'41.958
3	39.629	19.365	34.496	28.937	2'02.427	180,6	14:16'44.385
4	39.464	19.781	35.481	28.661	2'03.387	180,9	14:18'47.772
5	38.900	19.264	34.049	28.307	2'00.520	185,6	14:20'48.292
6	38.881	19.353	33.388	28.047	1'59.669	180,0	14:22'47.961
7	38.371	19.185	34.076	29.006	2'00.638	180,6	14:24'48.599
8	38.215	19.412	33.232	28.110	1'58.969	179,7	14:26'47.568
9	39.393	19.905	33.692	39.600	2'12.590P	175,9	14:29'00.158
10	3'37.335	20.081	33.675	28.603	4'59.694CP	177,6	14:33'59.852
11	37.946	18.963	32.242	27.818	1'56.969	179,4	14:35'56.821

16° 17 R. BIJMAN [1'57.314]							
Lap	Seg.1	Seg.2	Seg.3	Seg.4	Lap Time	km/h	Local Time
1		21.060	38.568	30.290		175,0	
2	40.722	20.515	42.009	29.159	2'12.405	177,0	14:14'46.656
3	40.148	19.726	35.458	28.904	2'04.236	180,0	14:16'50.892
4	39.665	19.570	34.560	28.297	2'02.092	178,2	14:18'52.984
5	38.665	19.274	34.038	28.022	1'59.999	178,8	14:20'52.983
6	38.407	19.107	33.667	27.613	1'58.794	179,7	14:22'51.777
7	38.160	19.082	33.111	27.781	1'58.134	181,2	14:24'49.911
8	38.030	19.144	32.848	27.498	1'57.520	177,6	14:26'47.431
9	39.544	20.047	34.960	35.328	2'09.879P	175,9	14:28'57.310
10	3'27.795	24.647	36.398	28.529	4'57.369CP	143,2	14:33'54.679
11	38.238	19.001	32.394	27.681	1'57.314	177,3	14:35'51.993

12° 91 M. VANNUCCI [1'57.018]							
Lap	Seg.1	Seg.2	Seg.3	Seg.4	Lap Time	km/h	Local Time
1		21.837	38.615	31.061		177,9	
2	42.539	20.648	37.214	29.523	2'09.924	179,7	14:14'55.595
3	41.579	19.919	35.361	39.477	2'16.336P	180,0	14:17'11.931
4	11'08.019	19.685	34.246	27.916	12'29.866P	177,3	14:29'41.797
5	38.612	18.915	32.907	27.657	1'58.091	179,7	14:31'39.888
6	37.747	18.996	32.828	27.530	1'57.101C	177,3	14:33'36.989
7	37.725	19.003	32.570	27.720	1'57.018	178,8	14:35'34.007

17° 62 K. FONTAINHA [1'57.745]							
Lap	Seg.1	Seg.2	Seg.3	Seg.4	Lap Time	km/h	Local Time
1		22.054	37.003	30.202		153,6	
2	42.719	20.138	38.875	28.678	2'10.410	179,1	14:14'49.288
3	39.915	19.510	34.350	28.256	2'02.031	176,8	14:16'51.319
4	39.593	19.397	34.033	28.041	2'01.064	179,1	14:18'52.383
5	38.763	19.531	34.026	27.949	2'00.269	175,9	14:20'52.652
6	38.660	19.223	33.387	27.566	1'58.836	180,3	14:22'51.488
7	44.361	19.208	33.512	27.871	2'04.952	178,2	14:24'56.440
8	38.208	18.986	32.809	27.742	1'57.745	179,4	14:26'54.185
9	39.452	19.209	33.241	37.030	2'08.932P	180,6	14:29'03.117
10	2'21.798	20.770	35.604	28.691	3'46.863P	158,1	14:32'49.980
11	38.235	18.998	32.324	27.242	1'56.799C	177,0	14:34'46.779
12	37.746	18.776	32.349	26.923	1'55.794C	181,8	14:36'42.573

13° 58 I. IGLESIAS BRAVO [1'57.025]							
Lap	Seg.1	Seg.2	Seg.3	Seg.4	Lap Time	km/h	Local Time
1		21.293	39.062	32.585			
2	40.665	20.222	35.285	28.809	2'04.981		14:14'44.220
3	39.056	19.177	34.764	29.741	2'02.738	183,4	14:16'46.958
4	38.727	19.090	33.866	27.945	1'59.628		14:18'46.586
5	48.333	19.694	33.440	27.502	2'08.969	179,1	14:20'55.555
6	38.173	18.916	33.411	28.121	1'58.621	184,0	14:22'54.176
7	38.179	18.747	32.643	27.516	1'57.085	182,4	14:24'51.261
8	42.322	18.830	33.224	27.847	2'02.223	184,6	14:26'53.484
9	38.148	18.541	33.157	27.179	1'57.025	184,9	14:28'50.509
10	39.002	19.222	33.876	35.836	2'07.936P		14:30'58.445
11	2'36.260	19.485	33.509	27.860	3'57.114CP	178,2	14:34'55.559
12	37.671	18.636	32.241	27.208	1'55.756C	183,4	14:36'51.315

18° 43 M. GAGGI [1'57.867]							
Lap	Seg.1	Seg.2	Seg.3	Seg.4	Lap Time	km/h	Local Time
1		21.538	38.828	30.485		176,5	
2	40.900	20.179	36.294	28.786	2'06.159	179,1	14:14'51.147
3	39.246	19.474	34.732	29.515	2'02.967	181,2	14:16'54.114

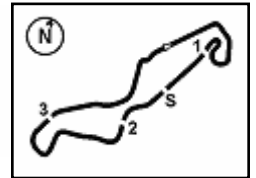
14° 88 D. MOGEDA [1'57.109]							
Lap	Seg.1	Seg.2	Seg.3	Seg.4	Lap Time	km/h	Local Time

19/04/2024 P = Pits In/Out - C = Lap Time Cancelled

These data/results cannot be reproduced, stored and/or transmitted in whole or in part by any manner of electronic, mechanical, photocopying, recording, broadcasting or otherwise now known or herein after developed without the previous express consent by the copyright owner, except for reproduction in daily press and regular printed publications on sale to the public within 60 days of the event related to those data/results and always provided that copyright symbol appears together as follows below.

© DORNA WSBK ORGANIZATION Srl 2024





TT Circuit Assen 4.542 m

Pirelli Dutch Round, 19-21 April 2024
Chronological Analysis Tissot Superpole

3 / 4

4	39.630	19.667	34.201	28.232	2'01.730	181,8	14:18'55.844	8	38.414	18.878	33.279	27.820	1'58.391	184,9	14:26'52.052
5	38.448	19.119	33.561	27.770	1'58.898	184,3	14:20'54.742	9	38.430	18.863	33.691	38.165	2'09.149P	180,6	14:29'01.201
6	38.436	19.074	33.732	27.870	1'59.112	183,4	14:22'53.854	10	2'28.230	19.420	34.256	28.535	3'50.441P	177,3	14:32'51.642
7	37.848	19.181	33.357	27.715	1'58.101	179,4	14:24'51.955	11	38.203	19.038	33.249	27.819	1'58.309C	177,6	14:34'49.951
8	38.086	19.053	33.111	27.617	1'57.867	180,0	14:26'49.822	12	37.919	18.837	32.742	27.477	1'56.975C	179,7	14:36'46.926
9	38.040	19.443	33.896	36.378	2'07.757P	187,8	14:28'57.579								
10	3'10.856	19.449	33.411			177,3									

19° 85 K. SABATUCCI [1'57.873]							
Lap	Seg1	Seg2	Seg3	Seg4	Lap Time	km/h	Local Time
1		27.034	41.511	31.940		122,2	
2	41.734	20.075	36.217	29.476	2'07.502	183,7	14:14'45.831
3	40.606	19.953	38.023	29.463	2'08.045	180,9	14:16'53.876
4	40.127	19.813	34.979	28.878	2'03.797	185,9	14:18'57.673
5	39.911	19.434	34.808	29.792	2'03.945	181,2	14:21'01.618
6	39.463	19.446	34.570	29.010	2'02.489	180,6	14:23'04.107
7	39.039	19.101	33.826	28.174	2'00.140	184,6	14:25'04.247
8	38.814	19.105	33.507	27.989	1'59.415	180,3	14:27'03.662
9	39.123	19.407	34.913	28.099	2'01.542	179,7	14:29'05.204
10	38.559	18.892	33.546	27.863	1'58.860	181,8	14:31'04.064
11	42.359	21.087	33.464	27.624	2'04.534	167,7	14:33'08.598
12	38.088	18.892	33.247	27.646	1'57.873	179,1	14:35'06.471

20° 66 P. TONN [1'57.964]							
Lap	Seg1	Seg2	Seg3	Seg4	Lap Time	km/h	Local Time
1		20.269	36.752	29.512		182,4	
2	40.449	19.419	35.789	28.380	2'04.037	184,3	14:14'50.388
3	39.423	19.203	35.527	28.941	2'03.094	185,2	14:16'53.482
4	39.050	19.066	34.344	27.854	2'00.314	184,9	14:18'53.796
5	38.727	19.004	33.965	27.366	1'59.062	184,3	14:20'52.858
6	37.972	18.906	33.690	27.723	1'58.291	183,4	14:22'51.149
7	38.423	18.891	33.181	27.469	1'57.964	183,1	14:24'49.113
8	38.095	18.906	33.241	27.812	1'58.054	183,4	14:26'47.167
9	40.143	19.258	34.666	37.134	2'11.201P	183,1	14:28'58.368
10	2'27.837	20.040	34.860	28.607	3'51.344P	182,7	14:32'49.712
11	39.201	18.959	33.428	27.902	1'59.490C	183,4	14:34'49.202
12	38.836	18.602	32.732	27.486	1'57.656C	186,2	14:36'46.858

21° 8 B. IERACI [1'58.124]							
Lap	Seg1	Seg2	Seg3	Seg4	Lap Time	km/h	Local Time
1		20.819	44.813	35.004		173,6	
2	40.603	19.774	35.775	29.157	2'05.309	180,3	14:14'40.988
3	39.721	19.468	35.160	28.802	2'03.151	179,7	14:16'44.139
4	39.486	19.648	36.245	28.155	2'03.534	179,4	14:18'47.673
5	38.822	19.231	34.183	28.261	2'00.497	181,2	14:20'48.170
6	45.873	19.261	33.845	27.696	2'06.675	182,7	14:22'54.845
7	38.333	18.819	33.225	28.039	1'58.416	183,4	14:24'53.261
8	38.329	19.129	33.378	28.415	1'59.251	180,6	14:26'52.512
9	38.559	18.692	33.461	27.653	1'58.365	186,2	14:28'50.877
10	39.033	19.226	34.138	36.540	2'08.937P	182,4	14:30'59.814
11	1'47.083	19.754	33.420	28.555	3'08.812CP	175,0	14:34'08.626
12	38.186	18.895	33.324	27.719	1'58.124	179,7	14:36'06.750

22° 80 G. MANSO [1'58.391]							
Lap	Seg1	Seg2	Seg3	Seg4	Lap Time	km/h	Local Time
1		21.163	36.965	30.992		179,1	
2	41.285	19.934	34.892	29.842	2'05.953	181,2	14:14'46.269
3	40.787	19.596	35.390	29.233	2'05.006	181,2	14:16'51.275
4	40.032	19.454	34.225	28.483	2'02.194	180,6	14:18'53.469
5	39.453	18.995	34.107	28.165	2'00.720	186,5	14:20'54.189
6	38.698	19.261	33.837	28.129	1'59.925	179,7	14:22'54.114
7	38.646	19.073	33.712	28.116	1'59.547	180,3	14:24'53.661

23° 38 D. SALVADOR [1'58.435]							
Lap	Seg1	Seg2	Seg3	Seg4	Lap Time	km/h	Local Time
1			20.981	37.549	31.125		174,8
2	40.599	19.959	35.655	28.769	2'04.982	182,4	14:14'44.707
3	39.728	19.542	34.215	28.498	2'01.983	179,1	14:16'46.690
4	38.981	19.211	34.342	28.035	2'00.569	181,2	14:18'47.259
5	43.782	21.403	33.759	27.929	2'06.873	158,8	14:22'54.132
6	39.445	19.321	33.820	27.989	2'00.575	177,9	14:22'54.707
7	38.715	18.779	33.211	27.730	1'58.435	183,1	14:24'53.142
8	38.670	18.920	33.193	28.286	1'59.069	183,1	14:26'52.211
9	38.657	19.196	33.475	37.404	2'08.732P	180,0	14:29'00.943
10	3'23.979	25.920	35.159	27.910	4'52.968CP	122,0	14:33'53.911
11	38.020	19.074	34.058	27.704	1'58.856	178,8	14:35'52.767

24° 33 S. VAN DEN HOVEN [1'58.440]							
Lap	Seg1	Seg2	Seg3	Seg4	Lap Time	km/h	Local Time
1			20.205	36.736	29.729		179,7
2	40.635	19.941	36.150	29.148	2'05.874	182,1	14:14'22.261
3	40.160	19.509	35.397	35.881	2'10.947P	181,2	14:16'33.208
4	1'37.275	19.628	36.003	28.822	3'01.728CP	180,9	14:19'34.936
5	40.490	19.503	35.911	29.563	2'05.467	182,7	14:21'40.403
6	41.011	20.042	36.843	38.810	2'16.706P	181,8	14:23'57.109
7	1'33.245	19.051	33.540	27.871	2'53.707P	183,1	14:26'50.816
8	38.640	18.734	33.782	28.235	1'59.391	184,9	14:28'50.207
9	39.433	19.263	33.792	28.163	2'00.651	182,7	14:30'50.858
10	38.497	18.758	33.283	27.902	1'58.440	182,7	14:32'49.298
11	39.477	19.231	34.183	37.136	2'10.027P	179,7	14:34'59.325
12					1'57.537P		14:36'56.862

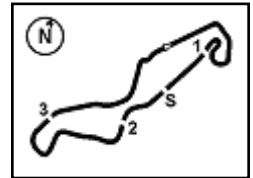
25° 25 M. MARTELLA [1'58.683]							
Lap	Seg1	Seg2	Seg3	Seg4	Lap Time	km/h	Local Time
1			20.913	43.536	30.239		172,8
2	40.600	19.897	35.234	29.201	2'04.932	175,6	14:14'27.984
3	39.869	19.799	34.674	28.818	2'03.160	174,8	14:16'31.144
4	39.321	19.598	34.221	28.607	2'01.747	177,9	14:18'32.891
5	49.554	19.557	34.760	29.051	2'12.922	178,5	14:20'45.813
6	39.259	19.426	33.844	28.503	2'01.032	177,0	14:22'46.845
7	39.079	19.341	33.630	28.607	2'00.657	177,0	14:24'47.502
8	45.382	19.130	33.532	28.545	2'06.589C	180,0	14:26'54.091
9	38.920	19.133	33.365	28.122	1'59.540	179,7	14:28'53.631
10	39.050	18.888	33.404	36.302	2'07.644P	184,6	14:31'01.275
11	1'59.391	19.906	33.618	28.651	3'21.566CP	173,9	14:34'22.841
12	38.647	19.044	32.782	28.210	1'58.683	178,8	14:36'21.524

26° 31 E. BARTOLINI [1'58.726]							
Lap	Seg1	Seg2	Seg3	Seg4	Lap Time	km/h	Local Time
1			20.695	36.353	29.216		180,0
2	40.203	19.276	35.880	28.797	2'04.156	185,2	14:15'01.824
3	39.588	19.302	34.797	28.121	2'01.808	184,6	14:17'03.632
4	39.335	19.598	34.526	28.262	2'01.721C	180,3	14:19'05.353
5	38.875	19.309	33.812	27.652	1'59.648	182,1	14:21'05.001
6	38.637	19.073	33.455	27.561	1'58.726	184,3	14:23'03.727
7	38.888	18.990	33.129	28.052	1'59.059	187,2	14:25'02.786
8	39.161	19.115	34.010	28.629	2'00.915	180,6	14:27'03.701
9	38.884	19.412	34.052	38.309	2'10.657P	181,5	14:29'14.358
10	3'25.716	20.044	34.015	28.553	4'48.328CP	177,9	14:34'02.686

19/04/2024 P = Pits In/Out - C = Lap Time Cancelled

These data/results cannot be reproduced, stored and/or transmitted in whole or in part by any manner of electronic, mechanical, photocopying, recording, broadcasting or otherwise now known or herein after developed without the previous express consent by the copyright owner, except for reproduction in daily press and regular printed publications on sale to the public within 60 days of the event related to those data/results and always provided that copyright symbol appears together as follows below.

© DORNA WSBK ORGANIZATION Srl 2024



Pirelli Dutch Round, 19-21 April 2024
Chronological Analysis Tissot Superpole

27° 27 C. CLARK [1'58.793]							
Lap	Seg1	Seg2	Seg3	Seg4	Lap Time	km/h	Local Time
1		20.421	36.030	30.200		175.6	
2	41.326	19.889	35.015	28.963	2'05.193	176.2	14:14'19.089
3	40.267	19.863	34.551	29.132	2'03.813	177.0	14:16'22.902
4	39.874	19.824	34.183	29.376	2'03.257	178.8	14:18'26.159
5	39.354	19.774	34.480	29.200	2'02.808	179.4	14:20'28.967
6	39.017	19.792	33.864	28.928	2'01.601	178.5	14:22'30.568
7	38.955	19.629	33.431	28.476	2'00.491	178.2	14:24'31.059
8	38.672	19.537	33.254	28.533	1'59.996	177.6	14:26'31.055
9	38.403	19.445	33.556	28.557	1'59.961	178.5	14:28'31.016
10	38.531	19.363	33.196	28.233	1'59.323	178.2	14:30'30.339
11	38.255	19.425	33.386	27.951	1'59.017	178.8	14:32'29.356
12	37.926	19.316	33.349	28.414	1'59.005C	174.2	14:34'28.361
13	38.310	19.265	33.182	28.036	1'58.793	179.7	14:36'27.154

28° 48 J. GARCIA GONZALEZ [1'58.858]							
Lap	Seg1	Seg2	Seg3	Seg4	Lap Time	km/h	Local Time
1		20.328	35.945	29.178		178.8	
2	40.566	19.577	35.777	28.543	2'04.463	181.8	14:15'01.650
3	39.866	19.083	35.273	28.892	2'03.114	185.2	14:17'04.764
4	39.269	19.157	34.313	28.136	2'00.875C	182.1	14:19'05.639
5	38.867	19.003	33.473	27.783	1'59.126	187.5	14:21'04.765
6	38.494	18.976	33.424	27.964	1'58.858	182.4	14:23'03.623
7	38.747	18.612	33.259	35.166	2'05.784P	187.2	14:25'09.407
8	2'31.034	19.297	33.995	35.521	3'59.847P	180.9	14:29'09.254
9	2'21.069	19.071	33.125	27.646	3'40.911P	182.7	14:32'50.165
10	38.191	18.690	32.329	27.321	1'56.531C	181.2	14:34'46.696
11	37.481	18.505	31.857	26.964	1'54.807C	182.7	14:36'41.503

29° 77 J. OSUNA SAEZ [1'58.890]							
Lap	Seg1	Seg2	Seg3	Seg4	Lap Time	km/h	Local Time
1		20.987	38.459	31.853		175.3	
2	40.577	19.501	35.628	29.076	2'04.782	181.5	14:14'43.216
3	39.746	19.414	34.661	28.524	2'02.345C	180.0	14:16'45.561
4	40.904	19.194	34.448	28.161	2'02.707	184.0	14:18'48.268
5	39.033	19.155	34.668	28.261	2'01.117	184.3	14:20'49.385
6	38.475	19.140	33.647	27.822	1'59.084	181.5	14:22'48.469
7	38.469	19.106	33.861	29.605	2'01.041	181.8	14:24'49.510
8	38.355	19.428	33.550	27.978	1'59.311	180.0	14:26'48.821
9	38.502	19.117	34.677	38.092	2'10.388P	181.2	14:28'59.209
10	2'47.862	19.837	34.853	29.377	4'11.929P	178.8	14:33'11.138
11	38.671	19.325	32.932	27.962	1'58.890	184.6	14:35'10.028

30° 24 M. AGAZZI [1'59.023]							
Lap	Seg1	Seg2	Seg3	Seg4	Lap Time	km/h	Local Time
1		21.611	37.688	30.771		172.2	
2	41.662	20.026	35.735	29.301	2'06.724	181.2	14:14'47.529
3	40.511	19.663	35.354	28.749	2'04.277	180.9	14:16'51.806
4	39.886	19.513	34.489	28.431	2'02.319	179.4	14:18'54.125
5	39.463	19.350	33.920	28.157	2'00.890	181.2	14:20'55.015
6	39.611	19.268	34.107	28.032	2'01.018	181.8	14:22'56.033
7	39.232	19.255	33.967	28.245	2'00.699	177.6	14:24'56.732
8	38.572	19.131	33.442	27.878	1'59.023	179.4	14:26'55.755
9	38.942	19.120	33.466	28.377	1'59.905	180.6	14:28'55.660
10	38.717	19.122	33.409	37.345	2'08.593P	178.8	14:31'04.253
11	2'55.042	20.849	34.777	28.981	4'19.649P	174.5	14:35'23.902

31° 12 D. CZARKOWSKI [1'59.051]							
Lap	Seg1	Seg2	Seg3	Seg4	Lap Time	km/h	Local Time

19/04/2024

P = Pits In/Out - C = Lap Time Cancelled

These data/results cannot be reproduced, stored and/or transmitted in whole or in part by any manner of electronic, mechanical, photocopying, recording, broadcasting or otherwise now known or herein after developed without the previous express consent by the copyright owner, except for reproduction in daily press and regular printed publications on sale to the public within 60 days of the event related to those data/results and always provided that copyright symbol appears together as follows below.

© DORNA WSBK ORGANIZATION Srl 2024

1		21.209	38.746	31.099		172.8	
2	41.265	19.781	37.072	30.565	2'08.683	179.4	14:14'44.504
3	40.472	19.665	34.807	28.924	2'03.868	178.8	14:16'48.372
4	40.694	20.176	35.125	38.368	2'14.363P	176.5	14:19'02.735
5	2'10.018	20.456	34.800	28.917	3'34.191P	175.0	14:22'36.926
6	38.863	19.421	33.603	28.535	2'00.422	177.3	14:24'37.348
7	38.656	19.368	33.135	28.175	1'59.334	176.8	14:26'36.682
8	38.320	19.042	34.285	28.990	2'00.637	178.8	14:28'37.319
9	38.478	19.228	33.362	27.983	1'59.051	176.8	14:30'36.370
10	38.058	19.817	33.625	28.241	1'59.741	179.1	14:32'36.111
11	38.591	19.770	34.106	28.401	2'00.868C	172.0	14:34'36.979
12	38.098	18.904	33.250	27.605	1'57.857C	180.0	14:36'34.836

32° 11 F. NOVOTNY [1'59.572]							
Lap	Seg1	Seg2	Seg3	Seg4	Lap Time	km/h	Local Time
1		20.914	36.657	29.994		178.2	
2	40.922	20.016	35.758	29.007	2'05.703	180.6	14:14'20.793
3	40.078	19.667	34.725	28.665	2'03.135	178.8	14:16'23.928
4	39.984	19.705	34.589	28.429	2'02.707	182.1	14:18'26.635
5	39.376	19.542	34.827	28.547	2'02.292	180.9	14:20'28.927
6	39.390	19.678	34.307	28.385	2'01.760	181.2	14:22'30.687
7	40.669	19.622	34.991	28.409	2'03.691	178.8	14:24'34.378
8	39.025	19.316	33.952	28.167	2'00.460	180.9	14:26'34.838
9	39.363	19.347	35.036	37.282	2'11.028P	180.0	14:28'45.866
10	58.129	19.207	33.835	28.127	2'19.298P	180.9	14:31'05.164
11	38.895	19.322	33.912	27.942	2'00.071	179.1	14:33'05.235
12	38.533	19.240	33.741	28.058	1'59.572	176.8	14:35'04.807

33° 71 I. BOLANO HERNANDEZ [1'59.579]							
Lap	Seg1	Seg2	Seg3	Seg4	Lap Time	km/h	Local Time
1		20.767	36.330	30.257		172.8	
2	41.012	19.628	35.689	29.078	2'05.407	181.2	14:14'19.758
3	40.067	19.647	34.790	28.732	2'03.236	178.2	14:16'22.994
4	40.608	20.628	34.710	41.578	2'17.524P	179.1	14:18'40.518
5	2'37.862	21.907	37.344	29.300	4'06.413P	166.7	14:22'46.931
6	40.465	19.470	34.422	28.442	2'02.799	179.1	14:24'49.730
7	39.258	19.411	33.966	27.895	2'00.530	178.5	14:26'50.260
8	39.040	19.111	34.050	37.508	2'09.709P	179.7	14:28'59.969
9	2'46.681	20.639	34.178	28.595	4'10.093P	168.2	14:33'10.062
10	38.820	19.238	33.580	27.941	1'59.579	177.3	14:35'09.641

34° 29 G. ZANNINI [2'00.169]							
Lap	Seg1	Seg2	Seg3	Seg4	Lap Time	km/h	Local Time
1		22.013	40.506	31.913		171.2	
2	43.108	20.408	37.112	30.240	2'10.868	177.0	14:14'46.612
3	41.286	20.153	36.416	29.851	2'07.706	178.2	14:16'54.318
4	1'40.849	31.190	44.471	41.076	3'37.586P	136.9	14:20'31.904
5	6'07.407	21.723	37.173	30.164	7'36.467P	174.8	14:28'08.371
6	41.244	20.265	35.273	28.832	2'05.614	175.6	14:30'13.985
7	41.949	19.943	34.560	28.776	2'05.228	177.6	14:32'19.213
8	39.704	19.847	34.001	28.316	2'01.868C	174.8	14:34'21.081
9	39.057	19.435	33.674	28.003	2'00.169	178.2	14:36'21.250

Pirelli Dutch Round, 19–21 April 2024
Best Laps & Speeds

1 / 2

No.	Rider	Nat	Best Lap		FP		SP												
			LL	SPD	LL	SPD	LL	SPD											
1	47 F. SEABRIGHT Kawasaki Ninja 400	GBR	1'55.372 22 182,4		1'57.749 11 182,4		1'55.372 11 181,5												
2	57 A. MAHENDRA Yamaha YZF-R3	INA	1'55.388 20 184,0		1'55.555 10 180,0		1'55.388 10 184,0												
3	53 P. SVOBODA Kawasaki Ninja 400	CZE	1'55.548 13 183,4		2'00.691 3 183,4		1'55.548 10 182,4												
4	7 L. VENEMAN Kawasaki Ninja 400	NED	1'55.611 20 186,5		1'56.607 9 185,2		1'55.611 11 186,5												
5	38 D. SALVADOR Yamaha YZF-R3	ESP	1'56.140 22 184,9		1'56.140 12 184,9		1'58.435 10 183,1												
6	66 P. TONN KTM RC 390 R	GER	1'56.411 23 189,5		1'56.411 12 189,5		1'57.964 11 186,2												
7	56 G. PRATAMA Yamaha YZF-R3	INA	1'56.419 18 186,5		1'57.494 9 186,5		1'56.419 9 184,0												
8	1 J. BUIS KTM RC 390 R	NED	1'56.546 22 188,2		1'56.546 12 186,9		1'56.841 10 188,2												
9	23 S. DI SORA Yamaha YZF-R3	FRA	1'56.702 23 186,5		1'57.560 11 182,1		1'56.702 12 186,5												
10	55 U. CALATAYUD Yamaha YZF-R3	ESP	1'56.759 22 187,2		1'57.138 11 187,2		1'56.759 11 185,6												
11	41 R. TRAGNI Yamaha YZF-R3	ITA	1'56.763 19 184,0		1'58.825 11 181,2		1'56.763 8 184,0												
12	22 M. GARCIA Kove 321 RR-S	ESP	1'56.797 22 185,6		1'58.115 10 185,6		1'56.797 12 184,9												
13	9 E. ERCOLANI Yamaha YZF-R3	ITA	1'56.969 22 185,6		1'58.070 12 184,6		1'56.969 10 185,6												
14	91 M. VANNUCCI Yamaha YZF-R3	ITA	1'57.013 15 182,7		1'57.013 9 182,7		1'57.018 6 180,0												
15	58 I. IGLESIAS BRAVO Kawasaki Ninja 400	ESP	1'57.025 22 188,2		1'58.414 11 188,2		1'57.025 11 184,9												
16	88 D. MOGEDA Kawasaki Ninja 400	ESP	1'57.109 22 188,5		1'57.971 11 188,5		1'57.109 11 186,2												
17	26 M. GENNAI Kawasaki Ninja 400	ITA	1'57.164 16 184,0		2'02.709 5 181,8		1'57.164 11 184,0												
18	31 E. BARTOLINI Yamaha YZF-R3	ITA	1'57.265 22 187,2		1'57.265 12 185,6		1'58.726 10 187,2												
19	17 R. BIJMAN Kawasaki Ninja 400	NED	1'57.314 21 188,5		1'57.641 11 188,5		1'57.314 10 181,2												
20	62 K. FONTAINHA Yamaha YZF-R3	BRA	1'57.495 23 182,4		1'57.495 12 182,4		1'57.745 11 181,8												
21	85 K. SABATUCCI Kawasaki Ninja 400	ITA	1'57.725 21 190,1		1'57.725 10 190,1		1'57.873 11 185,9												
22	43 M. GAGGI Yamaha YZF-R3	ITA	1'57.867 19 187,8		1'58.425 11 181,2		1'57.867 8 187,8												
23	8 B. IERACI Kawasaki Ninja 400	ITA	1'58.124 18 186,2		2'00.662 7 183,1		1'58.124 11 186,2												
24	48 J. GARCIA GONZALEZ Kove 321 RR-S	ESP	1'58.210 20 187,5		1'58.210 10 185,9		1'58.858 10 187,5												
25	80 G. MANSO Yamaha YZF-R3	BRA	1'58.391 22 186,5		2'00.506 11 180,9		1'58.391 11 186,5												

19/04/2024
These data/results cannot be reproduced, stored and/or transmitted in whole or in part by any manner of electronic, mechanical, photocopying, recording, broadcasting or otherwise now known or herein after developed without the previous express consent by the copyright owner, except for reproduction in daily press and regular printed publications on sale to the public within 60 days of the event related to those data/results and always provided that copyright symbol appears together as follows below.
© DORNA WSBK ORGANIZATION Srl 2024

Pirelli Dutch Round, 19–21 April 2024
Best Laps & Speeds

2 / 2

No.	Rider Bike	Nat	Best Lap		FP		SP										
			LL	SPD	LL	SPD	LL	SPD									
26	33 S. VAN DEN HOVEN Kawasaki Ninja 400	NED	1'58.440 22 185,9		1'59.918 11 185,9		1'58.440 11 184,9										
27	77 J. OSUNA SAEZ Kawasaki Ninja 400	ESP	1'58.641 21 185,6		1'58.641 11 185,6		1'58.890 10 184,6										
28	25 M. MARTELLA Kawasaki Ninja 400	ITA	1'58.683 22 184,6		2'01.268 11 178,2		1'58.683 11 184,6										
29	27 C. CLARK Kawasaki Ninja 400	USA	1'58.793 23 182,7		2'01.749 11 182,7		1'58.793 12 179,7										
30	24 M. AGAZZI Yamaha YZF-R3	ITA	1'59.023 21 181,8		2'00.855 11 179,4		1'59.023 10 181,8										
31	12 D. CZARKOWSKI Yamaha YZF-R3	NED	1'59.051 21 185,2		2'00.435 10 185,2		1'59.051 11 180,0										
32	11 F. NOVOTNY Kawasaki Ninja 400	CZE	1'59.572 22 186,5		2'00.752 11 186,5		1'59.572 11 182,1										
33	71 I. BOLANO HERNANDEZ Kawasaki Ninja 400	ESP	1'59.579 20 181,2		2'02.186 11 180,6		1'59.579 9 181,2										
34	29 G. ZANNINI Kawasaki Ninja 400	ITA	1'59.818 19 179,7		2'00.169 11 179,7		2'00.169 8 178,2										

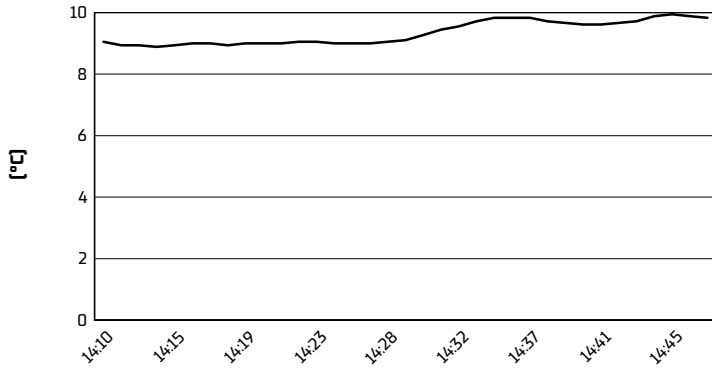
19/04/2024

These data/results cannot be reproduced, stored and/or transmitted in whole or in part by any manner of electronic, mechanical, photocopying, recording, broadcasting or otherwise now known or herein after developed without the previous express consent by the copyright owner, except for reproduction in daily press and regular printed publications on sale to the public within 60 days of the event related to those data/results and always provided that copyright symbol appears together as follows below.

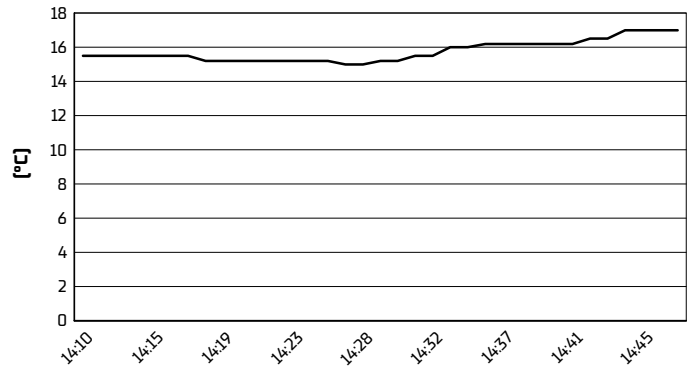
© DORNA WSBK ORGANIZATION Srl 2024

Pirelli Dutch Round, 19–21 April 2024
Weather Report Tissot Superpole
Session started 14:10 - Session ended 14:49

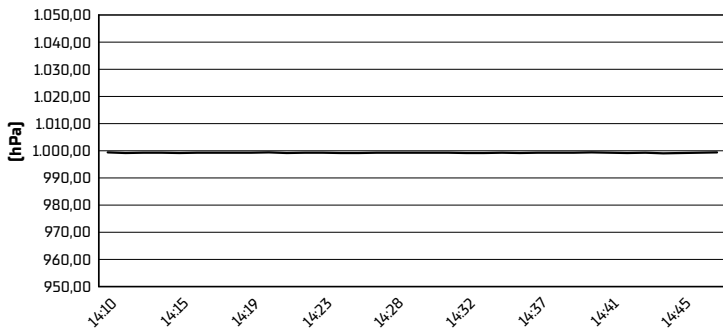
Air Temperature



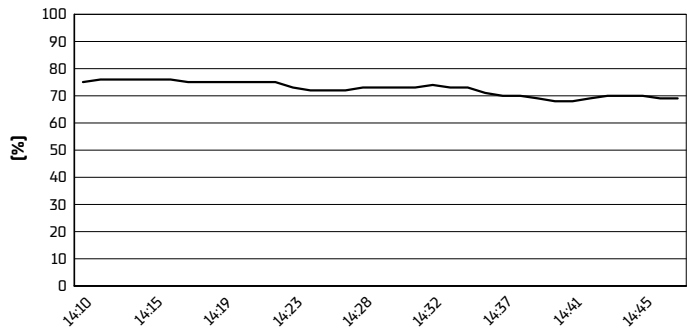
Track Temperature



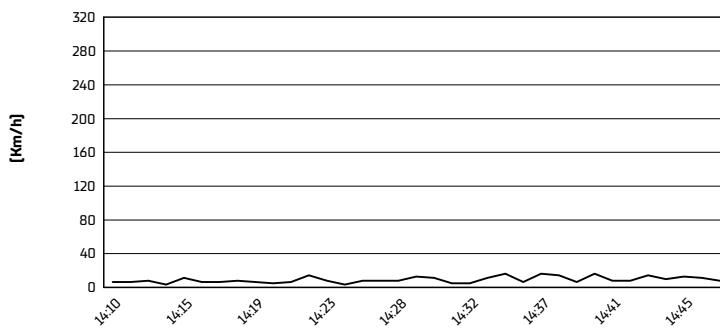
Air Pressure



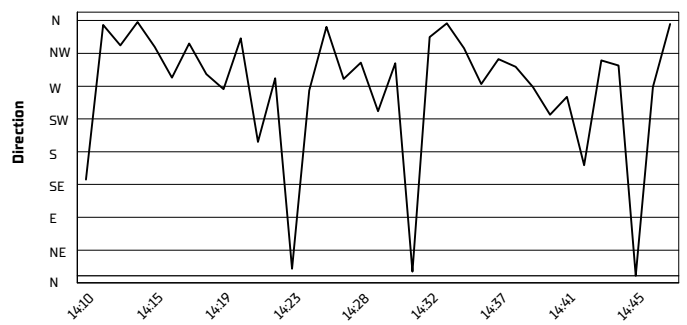
Humidity



Wind Speed



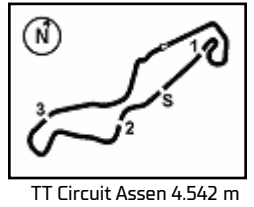
Wind Direction



19/04/2024

These data/results cannot be reproduced, stored and/or transmitted in whole or in part by any manner of electronic, mechanical, photocopying, recording, broadcasting or otherwise now known or herein after developed without the previous express consent by the copyright owner, except for reproduction in daily press and regular printed publications on sale to the public within 60 days of the event related to those data/results and always provided that copyright symbol appears together as follows below.

© DORNA WSBK ORGANIZATION Srl 2024



Pirelli Dutch Round, 19–21 April 2024
Tissot Superpole Winners

	2021	2022	2023	2024
01 Barcelona	Iglesias Bravo (Esp) Kaw 1'55.451 [144,3 Km/h]	Steeman (Ned) Kaw 1'55.850 [143,8 Km/h]	Maier (Bra) Yam 1'55.169 [144,6 Km/h]	Garcia Gonzalez (Esp) Kov 1'55.313 [144,5 Km/h]
02 Assen	Steeman (Ned) Ktm 1'48.767 [150,3 Km/h]	Steeman (Ned) Kaw 1'48.961 [150,1 Km/h]	Vannucci (Ita) Yam 1'51.220 [147,0 Km/h]	Seabright (Gbr) Kaw 1'55.372 [141,7 Km/h]
03 Misano	Sofuoglu (Tur) Yam 1'49.073 [139,5 Km/h]	Vannucci (Ita) Yam 1'48.501 [140,2 Km/h]	Buis (Ned) Kaw 1'49.297 [139,2 Km/h]	
04 Most	Steeman (Ned) Ktm 1'46.871 [141,9 Km/h]	Sabatucci (Ita) Kaw 1'47.921 [140,5 Km/h]	Perez Gonzalez (Esp) Kaw 1'46.162 [142,8 Km/h]	
05 Portimao	Huertas (Esp) Kaw 1'55.466 [143,2 Km/h]	Geiger (Ger) Kaw 1'55.008 [143,7 Km/h]	Perez Gonzalez (Esp) Kaw 1'54.428 [144,5 Km/h]	
06 Magny-Cours	Huertas (Esp) Kaw 1'52.918 [140,6 Km/h]	Steeman (Ned) Kaw 1'51.859 [142,0 Km/h]	Geiger (Ger) Ktm 1'52.710 [140,9 Km/h]	
07 Aragon	Kawakami (Bra) Yam 2'06.498 [144,5 Km/h]	Garcia (Esp) Yam 2'06.908 [144,0 Km/h]	Vannucci (Ita) Yam 2'06.119 [144,9 Km/h]	
08 Jerez	Huertas (Esp) Kaw 1'52.289 [141,8 Km/h]			

2024

- 1 J. Garcia Gonzalez
- 1 F. Seabright

ALL TIMES

- | | |
|----------------------|-----------------------|
| 6 V. Steeman | 1 I. Iglesias Bravo |
| 5 M. Perez | 1 N. Kalinin |
| 3 A. Carrasco | 1 M. Kawakami |
| 3 A. Coppola | 1 H. Maier |
| 3 S. Deroue | 1 A. Muel |
| 3 D. Geiger | 1 K. Sabatucci |
| 3 M. Gonzalez | 1 B. Sanchez |
| 3 A. Huertas | 1 F. Seabright |
| 3 G. Pratama | |
| 3 M. Vannucci | |
| 2 T. Booth-Amos | |
| 2 J. Buis | |
| 2 M. Garcia | |
| 2 T. Kawakami | |
| 2 Y. Okaya | |
| 2 J. Perez Gonzalez | |
| 2 B. Sofuoglu | |
| 1 T. Edwards | |
| 1 J. Garcia Gonzalez | |

19/04/2024

These data/results cannot be reproduced, stored and/or transmitted in whole or in part by any manner of electronic, mechanical, photocopying, recording, broadcasting or otherwise now known or herein after developed without the previous express consent by the copyright owner, except for reproduction in daily press and regular printed publications on sale to the public within 60 days of the event related to those data/results and always provided that copyright symbol appears together as follows below.

© DORNA WSBK ORGANIZATION Srl 2024

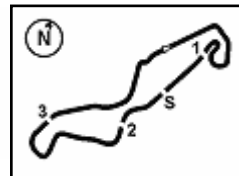
Pirelli Dutch Round, 19–21 April 2024
Tissot Superpole Award

	Points	Points From First	Points From Previous	March 24 BARCELONA	April 21 ASSEN	June 16 MISANO	July 21 MOST	August 11 PORTIMAO	September 8 MAGNY-COURS	September 29 ARAGON	October 20 JEREZ									
1 SEABRIGHT Fenton (GBR)	12				12															
2 GARCIA GONZALEZ Julio (ESP)	12	0		12																
3 SVOBODA Petr (CZE)	10	2	2	3	7															
4 MAHENDRA Aldi Satya (INA)	9	3	1		9															
5 MOGEDA Daniel (ESP)	9	3	0	9																
6 DI SORA Samuel (FRA)	8	4	1	4	4															
7 VANNUCCI Matteo (ITA)	7	5	1	7																
8 VENEMAN Loris (NED)	6	6	1		6															
9 SABATUCCI Kevin (ITA)	6	6	0	6																
10 PRATAMA Galang Hendra (INA)	5	7	1		5															
11 IERACI Bruno (ITA)	5	7	0	5																
12 CALATAYUD Unai (ESP)	5	7	0	2	3															
13 TRAGNI Raffaele (ITA)	2	10	3		2															
14 GARCIA Marc (ESP)	1	11	1		1															
15 GENNAI Mirko (ITA)	1	11	0	1																

19/04/2024 Odd points columns: Tissot Superpole Even points columns: Tissot Superpole Race

These data/results cannot be reproduced, stored and/or transmitted in whole or in part by any manner of electronic, mechanical, photocopying, recording, broadcasting or otherwise now known or herein after developed without the previous express consent by the copyright owner, except for reproduction in daily press and regular printed publications on sale to the public within 60 days of the event related to those data/results and always provided that copyright symbol appears together as follows below.

© DORNA WSBK ORGANIZATION Srl 2024



TT Circuit Assen 4.542 m

Pirelli Dutch Round, 19-21 April 2024

Provisional Starting Grid - Race 1 (12 Laps x 4,542 km = 54,504 km)

1	1	47 SEABRIGHT F. Kawasaki 1'55.372	2	57 MAHENDRA A. Yamaha 1'55.388	3	53 SVOBODA P. Kawasaki 1'55.548
2	4	7 VENEMAN L. Kawasaki 1'55.611	5	56 PRATAMA G. Yamaha 1'56.419	6	23 DI SORA S. Yamaha 1'56.702
3	7	55 CALATAYUD U. Yamaha 1'56.759	8	41 TRAGNI R. Yamaha 1'56.763	9	22 GARCIA M. Kove 1'56.797
4	10	1 BUIS J. KTM 1'56.841	11	9 ERCOLANI E. Yamaha 1'56.969	12	91 VANNUCCI M. Yamaha 1'57.018
5	13	58 IGLESIAS BRAVO I Kawasaki 1'57.025	14	88 MOGEDA D. Kawasaki 1'57.109	15	26 GENNAI M. Kawasaki 1'57.164
6	16	17 BIJMAN R. Kawasaki 1'57.314	17	62 FONTAINHA K. Yamaha 1'57.745	18	43 GAGGI M. Yamaha 1'57.867
7	19	85 SABATUCCI K. Kawasaki 1'57.873	20	66 TONN P. KTM 1'57.964	21	8 IERACI B. Kawasaki 1'58.124
8	22	80 MANSO G. Yamaha 1'58.391	23	38 SALVADOR D. Yamaha 1'58.435	24	33 VAN DEN HOVEN S. Kawasaki 1'58.440
9	25	25 MARTELLA M. Kawasaki 1'58.683	26	31 BARTOLINI E. Yamaha 1'58.726	27	27 CLARK C. Kawasaki 1'58.793
10	28	48 GARCIA GONZALEZ Kove 1'58.858	29	77 OSUNA SAEZ J. Kawasaki 1'58.890	30	24 AGAZZI M. Yamaha 1'59.023
11	31	12 CZARKOWSKI D. Yamaha 1'59.051	32	11 NOVOTNY F. Kawasaki 1'59.572	33	71 BOLANO HERNANDEZ Kawasaki 1'59.579
12	34	29 ZANNINI G. Kawasaki 2'00.169				

19/04/2024 The Race Director

These data/results cannot be reproduced, stored and/or transmitted in whole or in part by any manner of electronic, mechanical, photocopying, recording, broadcasting or otherwise now known or herein after developed without the previous express consent by the copyright owner, except for reproduction in daily press and regular printed publications on sale to the public within 60 days of the event related to those data/results and always provided that copyright symbol appears together as follows below. © DORNA WSBK ORGANIZATION Srl 2024