

Pirelli Dutch Round, 19–21 April 2024
Results Warm Up 1

TT Circuit Assen 4.542 m

1 / 2

No.	Rider	Nat	Team	Bike	Time	Gap	Rel.	Laps	Speed	
									Avg	Max
1	55 U. CALATAYUD	ESP	ARCO SASH MotoR University Team	Yamaha YZF-R3	1'58.551			4	137,925	190,8
2	1 J. BUJS	NED	Freudenberg KTM-PALIGO Racing	KTM RC 390 R	1'59.104	0.553	0.553	4	137,285	194,6
3	56 G. PRATAMA	INA	ProGP NitiRacing	Yamaha YZF-R3	1'59.728	1.177	0.624	4	136,570	190,1
4	57 A. MAHENDRA	INA	Team BrCorse	Yamaha YZF-R3	1'59.944	1.393	0.216	4	136,324	186,2
5	66 P. TONN	GER	Freudenberg KTM-PALIGO Racing	KTM RC 390 R	2'00.014	1.463	0.070	4	136,244	190,8
6	77 J. OSUNA SAEZ	ESP	DEZA-BOX 77 Racing Team	Kawasaki Ninja 400	2'00.051	1.500	0.037	4	136,202	188,8
7	47 F. SEABRIGHT	GBR	Kawasaki GP Project	Kawasaki Ninja 400	2'00.069	1.518	0.018	4	136,182	184,0
8	53 P. SVOBODA	CZE	Fusport-RT Motorsport by SKM-Kawasaki	Kawasaki Ninja 400	2'00.302	1.751	0.233	4	135,918	189,5
9	31 E. BARTOLINI	ITA	Yamaha Motoxracing WorldSSP300 Team	Yamaha YZF-R3	2'00.399	1.848	0.097	4	135,808	189,5
10	23 S. DI SORA	FRA	ARCO SASH MotoR University Team	Yamaha YZF-R3	2'00.566	2.015	0.167	4	135,620	187,2
11	88 D. MOGEDA	ESP	Team#109 Retro Traffic Kawasaki	Kawasaki Ninja 400	2'00.568	2.017	0.002	4	135,618	192,5
12	9 E. ERCOLANI	ITA	Yamaha Motoxracing WorldSSP300 Team	Yamaha YZF-R3	2'01.060	2.509	0.492	4	135,067	187,2
13	62 K. FONTAINHA	BRA	Yamaha AD78 FIM LA by MS Racing	Yamaha YZF-R3	2'01.097	2.546	0.037	3	135,026	180,9
14	80 G. MANSO	BRA	Yamaha AD78 FIM LA by MS Racing	Yamaha YZF-R3	2'01.581	3.030	0.484	3	134,488	186,9
15	7 L. VENEMAN	NED	MTM Kawasaki	Kawasaki Ninja 400	2'01.683	3.132	0.102	4	134,375	192,9
16	24 M. AGAZZI	ITA	MS Racing	Yamaha YZF-R3	2'01.937	3.386	0.254	3	134,095	184,6
17	38 D. SALVADOR	ESP	MS Racing	Yamaha YZF-R3	2'01.978	3.427	0.041	3	134,050	182,1
18	17 R. BIJMAN	NED	Team Flembbo-PL Performances	Kawasaki Ninja 400	2'01.982	3.431	0.004	4	134,046	189,1
19	71 I. BOLANO HERNANDEZ	ESP	DEZA-BOX 77 Racing Team	Kawasaki Ninja 400	2'02.012	3.461	0.030	4	134,013	190,5
20	48 J. GARCIA GONZALEZ	ESP	KOVE Racing Team	Kove 321 RR-S	2'02.061	3.510	0.049	4	133,959	190,1
21	22 M. GARCIA	ESP	KOVE Racing Team	Kove 321 RR-S	2'02.591	4.040	0.530	4	133,380	188,5
22	43 M. GAGGI	ITA	Team BrCorse	Yamaha YZF-R3	2'03.159	4.608	0.568	4	132,765	185,9
23	25 M. MARTELLA	ITA	Kawasaki GP Project	Kawasaki Ninja 400	2'03.251	4.700	0.092	4	132,666	183,4
24	41 R. TRAGNI	ITA	Pata Yamaha AG Motorsport Italia	Yamaha YZF-R3	2'03.376	4.825	0.125	3	132,531	185,2
25	11 F. NOVOTNY	CZE	Accolade Smrz Racing BGR	Kawasaki Ninja 400	2'04.094	5.543	0.718	4	131,765	186,9
26	33 S. VAN DEN HOVEN	NED	Molenaar Racing	Kawasaki Ninja 400	2'04.122	5.571	0.028	4	131,735	190,1
Out 105% in this Session										
27	26 M. GENNAI	ITA	MTM Kawasaki	Kawasaki Ninja 400	2'04.513	5.962	0.391	4	131,321	190,8
28	27 C. CLARK	USA	Accolade Smrz Racing BGR	Kawasaki Ninja 400	2'05.688	7.137	1.175	1	130,094	183,1
29	58 I. IGLESIAS BRAVO	ESP	Fusport-RT Motorsport by SKM-Kawasaki	Kawasaki Ninja 400	2'06.969	8.418	1.281	1	128,781	190,5
30	29 G. ZANNINI	ITA	Team ProDina Kawasaki	Kawasaki Ninja 400	2'09.287	10.736	2.318	4	126,472	183,4
31	91 M. VANNUCCI	ITA	Pata Yamaha AG Motorsport Italia	Yamaha YZF-R3	2'15.770	17.219	6.483	2	120,433	181,8
32	8 B. IERACI	ITA	Team ProDina Kawasaki	Kawasaki Ninja 400				0		177,9
33	12 D. CZARKOWSKI	NED	Racing DC	Yamaha YZF-R3				0		
34	85 K. SABATUCCI	ITA	Team Flembbo-PL Performances	Kawasaki Ninja 400				0		

Qualifying Lap Time [105% of 1'58.551]: 2'04.479

AIR	Humidity:	83%	Temp:	6°C
TRACK	Condition:	Wet	Temp:	10°C

Records	Pole	(SP)	2021	V.Steeman	1'48.767	150,330	Km/h
	Race	(RC1)	2023	J.Buis	1'48.952	150,080	Km/h
	All Times	(WUP)	2023	D.Geiger	1'48.380	150,870	Km/h

Start 09:30 End 09:44 The results are provisional until the end of the time limit for protests and appeals and the completion of the technical checks.

These data/results cannot be reproduced, stored and/or transmitted in whole or in part by any manner of electronic, mechanical, photocopying, recording, broadcasting or otherwise now known or herein after developed without the previous express consent by the copyright owner, except for reproduction in daily press and regular printed publications on sale to the public within 60 days of the event related to those data/results and always provided that copyright symbol appears together as follows below.

© DORNA WSBK ORGANIZATION Srl 2024

Pirelli Dutch Round, 19–21 April 2024
Results Warm Up 1

Session Highlights

Local Time	No. Rider	Description
09.30.00		Start
09.30.43		WorldSSP300 Pit Intervention Time: 1min 16secs
09.32.45	8 B. IERACI	Crashed - Turn 17
09.35.53	27 C. CLARK	Crashed - Turn 7
09.35.54	58 I. IGLESIAS BRAVO	Crashed - Turn 7
09.36.46	7 L. VENEMAN	Lap Cancelled [First Lap] - Yellow Flag - Turn 18
09.36.49	25 M. MARTELLA	Lap Cancelled [First Lap] - Yellow Flag - Turn 18
09.36.52	26 M. GENNAI	Lap Cancelled [First Lap] - Yellow Flag - Turn 18
09.36.55	29 G. ZANNINI	Lap Cancelled [First Lap] - Yellow Flag - Turn 18
09.36.58	58 I. IGLESIAS BRAVO	Lap Cancelled [First Lap] - Yellow Flag - Turn 18
09.37.01	56 G. PRATAMA	Lap Cancelled [First Lap] - Yellow Flag - Turn 18
09.37.04	1 J. BUIS	Lap Cancelled [First Lap] - Yellow Flag - Turn 18
09.37.07	27 C. CLARK	Lap Cancelled [First Lap] - Yellow Flag - Turn 18
09.37.10	88 D. MOGEDA	Lap Cancelled [First Lap] - Yellow Flag - Turn 18
09.37.13	11 F. NOVOTNY	Lap Cancelled [First Lap] - Yellow Flag - Turn 18
09.37.16	22 M. GARCIA	Lap Cancelled [First Lap] - Yellow Flag - Turn 18
09.37.19	47 F. SEABRIGHT	Lap Cancelled [First Lap] - Yellow Flag - Turn 18
09.37.22	66 P. TONN	Lap Cancelled [First Lap] - Yellow Flag - Turn 18
09.37.25	43 M. GAGGI	Lap Cancelled [First Lap] - Yellow Flag - Turn 18
09.37.28	57 A. MAHENDRA	Lap Cancelled [First Lap] - Yellow Flag - Turn 18
09.44.26	22 M. GARCIA	Lap Cancelled [2'05.403] - Yellow Flag - Turn 7-8
09.44.29	11 F. NOVOTNY	Lap Cancelled [2'06.123] - Yellow Flag - Turn 7-8
09.44.32	47 F. SEABRIGHT	Lap Cancelled [2'03.539] - Yellow Flag - Turn 7-8
09.44.35	29 G. ZANNINI	Lap Cancelled [2'14.589] - Yellow Flag - Turn 7-8
09.44.38	66 P. TONN	Lap Cancelled [2'03.264] - Yellow Flag - Turn 7-8
09.44.41	41 R. TRAGNI	Lap Cancelled [2'06.049] - Yellow Flag - Turn 7-8
09.44.44	57 A. MAHENDRA	Lap Cancelled [2'01.083] - Yellow Flag - Turn 7-8
09.44.47	43 M. GAGGI	Lap Cancelled [2'05.756] - Yellow Flag - Turn 7-8
09.45.21		End Of Session

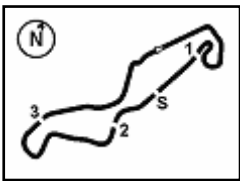
Fastest Laps Sequence

No.	Rider	Nat	Team	Bike	Local Time	Time	Gap	Avg
53	P. SVOBODA	CZE	Fusport-RT Motorsport by SKM-Kawasaki	Kawasaki Ninja 400	09:34'29.700	2'05.428		130,363
77	J. OSUNA SAEZ	ESP	DEZA-BOX 77 Racing Team	Kawasaki Ninja 400	09:34'29.822	2'04.596	-0.832	131,234
31	E. BARTOLINI	ITA	Yamaha Motoxrcing WorldSSP300 Team	Yamaha YZF-R3	09:34'31.053	2'03.809	-0.787	132,068
55	U. CALATAYUD	ESP	ARCO SASH MotoR University Team	Yamaha YZF-R3	09:34'32.961	2'03.568	-0.241	132,326
1	J. BUIS	NED	Freudenberg KTM-PALIGO Racing	KTM RC 390 R	09:34'41.934	2'03.368	-0.200	132,540
57	A. MAHENDRA	INA	Team BrCorse	Yamaha YZF-R3	09:35'11.050	2'03.077	-0.291	132,853
31	E. BARTOLINI	ITA	Yamaha Motoxrcing WorldSSP300 Team	Yamaha YZF-R3	09:36'32.760	2'01.707	-1.370	134,349
55	U. CALATAYUD	ESP	ARCO SASH MotoR University Team	Yamaha YZF-R3	09:36'33.938	2'00.977	-0.730	135,160
77	J. OSUNA SAEZ	ESP	DEZA-BOX 77 Racing Team	Kawasaki Ninja 400	09:38'35.630	2'00.952	-0.025	135,188
1	J. BUIS	NED	Freudenberg KTM-PALIGO Racing	KTM RC 390 R	09:38'43.884	2'00.294	-0.658	135,927
56	G. PRATAMA	INA	ProGP NitiRacing	Yamaha YZF-R3	09:38'44.574	1'59.728	-0.566	136,570
55	U. CALATAYUD	ESP	ARCO SASH MotoR University Team	Yamaha YZF-R3	09:40'34.107	1'58.551	-1.177	137,925

Start 09:30 End 09:44 The results are provisional until the end of the time limit for protests and appeals and the completion of the technical checks.

These data/results cannot be reproduced, stored and/or transmitted in whole or in part by any manner of electronic, mechanical, photocopying, recording, broadcasting or otherwise now known or herein after developed without the previous express consent by the copyright owner, except for reproduction in daily press and regular printed publications on sale to the public within 60 days of the event related to those data/results and always provided that copyright symbol appears together as follows below.

© DORNA WSBK ORGANIZATION Srl 2024



Pirelli Dutch Round, 19–21 April 2024
Best Sectors & Speed Warm Up 1

BEST LAP			
1	55	U. CALATAYUD	Yamaha YZF-R3 1'58.551
2	1	J. BUIS	KTM RC 390 R 1'59.104
3	56	G. PRATAMA	Yamaha YZF-R3 1'59.728
4	57	A. MAHENDRA	Yamaha YZF-R3 1'59.944
5	66	P. TONN	KTM RC 390 R 2'00.014
6	77	J. OSUNA SAEZ	Kawasaki Ninja 400 2'00.051
7	47	F. SEABRIGHT	Kawasaki Ninja 400 2'00.069
8	53	P. SVOBODA	Kawasaki Ninja 400 2'00.302
9	31	E. BARTOLINI	Yamaha YZF-R3 2'00.399
10	23	S. DI SORA	Yamaha YZF-R3 2'00.566
11	88	D. MOGEDA	Kawasaki Ninja 400 2'00.568
12	9	E. ERCOLANI	Yamaha YZF-R3 2'01.060
13	62	K. FONTAINHA	Yamaha YZF-R3 2'01.097
14	80	G. MANSO	Yamaha YZF-R3 2'01.581
15	7	L. VENEMAN	Kawasaki Ninja 400 2'01.683
16	24	M. AGAZZI	Yamaha YZF-R3 2'01.937
17	38	D. SALVADOR	Yamaha YZF-R3 2'01.978
18	17	R. BIJMAN	Kawasaki Ninja 400 2'01.982
19	71	I. BOLANO HERNANDEZ	Kawasaki Ninja 400 2'02.012
20	48	J. GARCIA GONZALEZ	Kove 321 RR-S 2'02.061
21	22	M. GARCIA	Kove 321 RR-S 2'02.591
22	43	M. GAGGI	Yamaha YZF-R3 2'03.159
23	25	M. MARTELLA	Kawasaki Ninja 400 2'03.251
24	41	R. TRAGNI	Yamaha YZF-R3 2'03.376
25	11	F. NOVOTNY	Kawasaki Ninja 400 2'04.094
26	33	S. VAN DEN HOVEN	Kawasaki Ninja 400 2'04.122
27	26	M. GENNAI	Kawasaki Ninja 400 2'04.513
28	27	C. CLARK	Kawasaki Ninja 400 2'05.688
29	58	I. IGLESIAS BRAVO	Kawasaki Ninja 400 2'06.969
30	29	G. ZANNINI	Kawasaki Ninja 400 2'09.287
31	91	M. VANNUCCI	Yamaha YZF-R3 2'15.770
32	8	B. IERACI	Kawasaki Ninja 400
33	12	D. CZARKOWSKI	Yamaha YZF-R3
34	85	K. SABATUCCI	Kawasaki Ninja 400

SPEED			
1	1	J. BUIS	KTM RC 390 R 194,6
2	7	L. VENEMAN	Kawasaki Ninja 400 192,9
3	88	D. MOGEDA	Kawasaki Ninja 400 192,5
4	66	P. TONN	KTM RC 390 R 190,8
5	55	U. CALATAYUD	Yamaha YZF-R3 190,8
6	26	M. GENNAI	Kawasaki Ninja 400 190,8
7	71	I. BOLANO HERNANDEZ	Kawasaki Ninja 400 190,5
8	58	I. IGLESIAS BRAVO	Kawasaki Ninja 400 190,5
9	56	G. PRATAMA	Yamaha YZF-R3 190,1
10	33	S. VAN DEN HOVEN	Kawasaki Ninja 400 190,1
11	48	J. GARCIA GONZALEZ	Kove 321 RR-S 190,1
12	31	E. BARTOLINI	Yamaha YZF-R3 189,5
13	53	P. SVOBODA	Kawasaki Ninja 400 189,5
14	17	R. BIJMAN	Kawasaki Ninja 400 189,1
15	77	J. OSUNA SAEZ	Kawasaki Ninja 400 188,8
16	22	M. GARCIA	Kove 321 RR-S 188,5
17	9	E. ERCOLANI	Yamaha YZF-R3 187,2
18	23	S. DI SORA	Yamaha YZF-R3 187,2
19	11	F. NOVOTNY	Kawasaki Ninja 400 186,9
20	80	G. MANSO	Yamaha YZF-R3 186,9
21	57	A. MAHENDRA	Yamaha YZF-R3 186,2
22	43	M. GAGGI	Yamaha YZF-R3 185,9
23	41	R. TRAGNI	Yamaha YZF-R3 185,2
24	24	M. AGAZZI	Yamaha YZF-R3 184,6
25	47	F. SEABRIGHT	Kawasaki Ninja 400 184,0
26	29	G. ZANNINI	Kawasaki Ninja 400 183,4
27	25	M. MARTELLA	Kawasaki Ninja 400 183,4
28	27	C. CLARK	Kawasaki Ninja 400 183,1
29	38	D. SALVADOR	Yamaha YZF-R3 182,1
30	91	M. VANNUCCI	Yamaha YZF-R3 181,8
31	62	K. FONTAINHA	Yamaha YZF-R3 180,9
32	8	B. IERACI	Kawasaki Ninja 400 177,9

SEG. 1		
1	55	U. CALATAYUD 38.580
2	56	G. PRATAMA 38.727
3	31	E. BARTOLINI 38.796
4	1	J. BUIS 38.850
5	47	F. SEABRIGHT 38.924
6	77	J. OSUNA SAEZ 38.938
7	57	A. MAHENDRA 38.995
8	9	E. ERCOLANI 39.169
9	53	P. SVOBODA 39.208
10	66	P. TONN 39.274
11	17	R. BIJMAN 39.284
12	62	K. FONTAINHA 39.317
13	88	D. MOGEDA 39.354
14	80	G. MANSO 39.418
15	23	S. DI SORA 39.499
16	38	D. SALVADOR 39.524
17	43	M. GAGGI 39.535
18	22	M. GARCIA 39.544
19	48	J. GARCIA GONZALEZ 39.554
20	7	L. VENEMAN 39.698
21	41	R. TRAGNI 39.765
22	25	M. MARTELLA 40.115
23	71	I. BOLANO HERNANDEZ 40.170
24	24	M. AGAZZI 40.180
25	27	C. CLARK 40.340
26	33	S. VAN DEN HOVEN 40.550
27	58	I. IGLESIAS BRAVO 40.563
28	26	M. GENNAI 40.718
29	11	F. NOVOTNY 40.831
30	29	G. ZANNINI 41.961
31	91	M. VANNUCCI 43.112

SEG. 2		
1	1	J. BUIS 18.746
2	56	G. PRATAMA 18.820
3	7	L. VENEMAN 18.902
4	55	U. CALATAYUD 18.914
5	88	D. MOGEDA 18.930
6	66	P. TONN 18.931
7	53	P. SVOBODA 18.938
8	77	J. OSUNA SAEZ 18.963
9	71	I. BOLANO HERNANDEZ 19.001
10	57	A. MAHENDRA 19.003
11	23	S. DI SORA 19.005
12	47	F. SEABRIGHT 19.022
13	9	E. ERCOLANI 19.062
14	17	R. BIJMAN 19.090
15	80	G. MANSO 19.091
16	24	M. AGAZZI 19.105
17	48	J. GARCIA GONZALEZ 19.134
18	31	E. BARTOLINI 19.145
19	41	R. TRAGNI 19.221
20	33	S. VAN DEN HOVEN 19.284
21	26	M. GENNAI 19.286
22	62	K. FONTAINHA 19.324
23	38	D. SALVADOR 19.332
24	22	M. GARCIA 19.335
25	43	M. GAGGI 19.422
26	11	F. NOVOTNY 19.432
27	25	M. MARTELLA 19.498
28	27	C. CLARK 19.546
29	58	I. IGLESIAS BRAVO 19.556
30	29	G. ZANNINI 19.906
31	91	M. VANNUCCI 20.144
32	8	B. IERACI 21.018

SEG. 3		
1	55	U. CALATAYUD 33.137
2	57	A. MAHENDRA 33.603
3	66	P. TONN 33.652
4	1	J. BUIS 33.688
5	56	G. PRATAMA 33.743
6	77	J. OSUNA SAEZ 33.758
7	47	F. SEABRIGHT 33.847
8	62	K. FONTAINHA 33.898
9	23	S. DI SORA 33.944
10	9	E. ERCOLANI 33.983
11	24	M. AGAZZI 34.031
12	53	P. SVOBODA 34.065
13	88	D. MOGEDA 34.090
14	31	E. BARTOLINI 34.106
15	38	D. SALVADOR 34.122
16	71	I. BOLANO HERNANDEZ 34.142
17	7	L. VENEMAN 34.228
18	25	M. MARTELLA 34.245
19	80	G. MANSO 34.248
20	17	R. BIJMAN 34.428
21	48	J. GARCIA GONZALEZ 34.585
22	41	R. TRAGNI 34.586
23	43	M. GAGGI 34.636
24	22	M. GARCIA 34.640
25	11	F. NOVOTNY 34.823
26	26	M. GENNAI 35.201
27	33	S. VAN DEN HOVEN 35.224
28	27	C. CLARK 35.454
29	58	I. IGLESIAS BRAVO 36.010
30	29	G. ZANNINI 36.683
31	91	M. VANNUCCI 37.670
32	8	B. IERACI 37.693

SEG. 4		
1	1	J. BUIS 27.820
2	55	U. CALATAYUD 27.920
3	53	P. SVOBODA 28.091
4	23	S. DI SORA 28.118
5	66	P. TONN 28.157
6	88	D. MOGEDA 28.194
7	47	F. SEABRIGHT 28.276
8	57	A. MAHENDRA 28.343
9	31	E. BARTOLINI 28.352
10	56	G. PRATAMA 28.352
11	77	J. OSUNA SAEZ 28.392
12	48	J. GARCIA GONZALEZ 28.528
13	62	K. FONTAINHA 28.558
14	24	M. AGAZZI 28.621
15	71	I. BOLANO HERNANDEZ 28.633
16	7	L. VENEMAN 28.637
17	9	E. ERCOLANI 28.675
18	17	R. BIJMAN 28.729
19	80	G. MANSO 28.824
20	11	F. NOVOTNY 28.899
21	38	D. SALVADOR 29.000
22	33	S. VAN DEN HOVEN 29.064
23	22	M. GARCIA 29.072
24	43	M. GAGGI 29.180
25	26	M. GENNAI 29.308
26	25	M. MARTELLA 29.320
27	27	C. CLARK 29.359
28	41	R. TRAGNI 29.604
29	58	I. IGLESIAS BRAVO 29.634
30	29	G. ZANNINI 30.579
31	91	M. VANNUCCI 31.318

20/04/2024

These data/results cannot be reproduced, stored and/or transmitted in whole or in part by any manner of electronic, mechanical, photocopying, recording, broadcasting or otherwise now known or herein after developed without the previous express consent by the copyright owner, except for reproduction in daily press and regular printed publications on sale to the public within 60 days of the event related to those data/results and always provided that copyright symbol appears together as follows below.

© DORNA WSBK ORGANIZATION Srl 2024



Pirelli Dutch Round, 19–21 April 2024
Ideal Times Warm Up 1

No.	Rider	Nat	Bike	Seg. 1	Seg. 2	Seg. 3	Seg. 4	Ideal Time			
				Diff. 1	Diff. 2	Diff. 3	Diff. 4	Best Lap	Pos.	Diff.	
1	55 U. CALATAYUD	ESP	Yamaha YZF-R3	38.580	18.914	33.137	27.920	1'58.551	1'58.551	1	
2	1 J. BUIS	NED	KTM RC 390 R	38.850	18.746	33.688	27.820	1'59.104	1'59.104	2	
3	56 G. PRATAMA	INA	Yamaha YZF-R3	38.727	18.820	33.743	28.352 +0.086	1'59.642	1'59.728	3	0.086
4	57 A. MAHENDRA	INA	Yamaha YZF-R3	38.995	19.003	33.603	28.343	1'59.944	1'59.944	4	
5	66 P. TONN	GER	KTM RC 390 R	39.274	18.931	33.652	28.157	2'00.014	2'00.014	5	
6	77 J. OSUNA SAEZ	ESP	Kawasaki Ninja 400	38.938	18.963	33.758	28.392	2'00.051	2'00.051	6	
7	47 F. SEABRIGHT	GBR	Kawasaki Ninja 400	38.924	19.022	33.847	28.276	2'00.069	2'00.069	7	
8	53 P. SVOBODA	CZE	Kawasaki Ninja 400	39.208	18.938	34.065	28.091	2'00.302	2'00.302	8	
9	31 E. BARTOLINI	ITA	Yamaha YZF-R3	38.796	19.145	34.106	28.352	2'00.399	2'00.399	9	
10	23 S. DI SORA	FRA	Yamaha YZF-R3	39.499	19.005	33.944	28.118	2'00.566	2'00.566	10	
11	88 D. MOGEDA	ESP	Kawasaki Ninja 400	39.354	18.930	34.090	28.194	2'00.568	2'00.568	11	
12	9 E. ERCOLANI	ITA	Yamaha YZF-R3	39.169	19.062 +0.171	33.983	28.675	2'00.889	2'01.060	12	0.171
13	62 K. FONTAINHA	BRA	Yamaha YZF-R3	39.317	19.324	33.898	28.558	2'01.097	2'01.097	13	
14	7 L. VENEMAN	NED	Kawasaki Ninja 400	39.698	18.902	34.228	28.637 +0.218	2'01.465	2'01.683	15	0.218
15	17 R. BIJMAN	NED	Kawasaki Ninja 400	39.284 +0.245	19.090 +0.043	34.428 +0.163	28.729	2'01.531	2'01.982	18	0.451
16	80 G. MANSO	BRA	Yamaha YZF-R3	39.418	19.091	34.248	28.824	2'01.581	2'01.581	14	
17	48 J. GARCIA GONZALEZ	ESP	Kove 321 RR-S	39.554	19.134 +0.010	34.585	28.528 +0.250	2'01.801	2'02.061	20	0.260
18	24 M. AGAZZI	ITA	Yamaha YZF-R3	40.180	19.105	34.031	28.621	2'01.937	2'01.937	16	
19	71 I. BOLANO HERNANDEZ	ESP	Kawasaki Ninja 400	40.170 +0.066	19.001	34.142	28.633	2'01.946	2'02.012	19	0.066
20	38 D. SALVADOR	ESP	Yamaha YZF-R3	39.524	19.332	34.122	29.000	2'01.978	2'01.978	17	
21	22 M. GARCIA	ESP	Kove 321 RR-S	39.544	19.335	34.640	29.072	2'02.591	2'02.591	21	
22	43 M. GAGGI	ITA	Yamaha YZF-R3	39.535	19.422	34.636 +0.386	29.180	2'02.773	2'03.159	22	0.386
23	41 R. TRAGNI	ITA	Yamaha YZF-R3	39.765	19.221 +0.153	34.586 +0.047	29.604	2'03.176	2'03.376	24	0.200
24	25 M. MARTELLA	ITA	Kawasaki Ninja 400	40.115	19.498 +0.073	34.245	29.320	2'03.178	2'03.251	23	0.073
25	11 F. NOVOTNY	CZE	Kawasaki Ninja 400	40.831 +0.109	19.432	34.823	28.899	2'03.985	2'04.094	25	0.109
26	33 S. VAN DEN HOVEN	NED	Kawasaki Ninja 400	40.550	19.284	35.224	29.064	2'04.122	2'04.122	26	
27	26 M. GENNAI	ITA	Kawasaki Ninja 400	40.718	19.286	35.201	29.308	2'04.513	2'04.513	27	
28	27 C. CLARK	USA	Kawasaki Ninja 400	40.340 +0.989	19.546	35.454	29.359	2'04.699	2'05.688	28	0.989
29	58 I. IGLESIAS BRAVO	ESP	Kawasaki Ninja 400	40.563 +1.206	19.556	36.010	29.634	2'05.763	2'06.969	29	1.206
30	29 G. ZANNINI	ITA	Kawasaki Ninja 400	41.961	19.906	36.683	30.579 +0.158	2'09.129	2'09.287	30	0.158
31	91 M. VANNUCCI	ITA	Yamaha YZF-R3	43.112 +2.269	20.144 +0.576	37.670 +0.681	31.318	2'12.244	2'15.770	31	3.526
	8 B. IERACI	ITA	Kawasaki Ninja 400								
	12 D. CZARKOWSKI	NED	Yamaha YZF-R3								
	85 K. SABATUCCI	ITA	Kawasaki Ninja 400								
Overall Ideal Time				38.580	18.746	33.137	27.820	1'58.283			

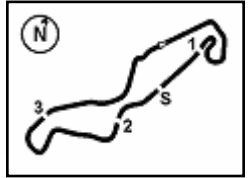
20/04/2024

These data/results cannot be reproduced, stored and/or transmitted in whole or in part by any manner of electronic, mechanical, photocopying, recording, broadcasting or otherwise now known or herein after developed without the previous express consent by the copyright owner, except for reproduction in daily press and regular printed publications on sale to the public within 60 days of the event related to those data/results and always provided that copyright symbol appears together as follows below.

© DORNA WSBK ORGANIZATION Srl 2024

FIGR PERUGIA TIMING





TT Circuit Assen 4.542 m

**Pirelli Dutch Round, 19-21 April 2024
Chronological Analysis Warm Up 1**

1 / 2

1° 55 U. CALATAYUD [1'58.551]							
Lap	Seg1	Seg2	Seg3	Seg4	Lap Time	km/h	Local Time
1		20.595	37.144	30.345		179,1	
2	41.002	19.386	34.598	28.582	2'03.568	184,0	9:34'32.961
3	39.213	19.072	34.438	28.254	2'00.977	190,8	9:36'33.938
4	39.270	19.589	34.220	28.539	2'01.618	186,2	9:38'35.556
5	38.580	18.914	33.137	27.920	1'58.551	183,4	9:40'34.107

2° 1 J. BUIS [1'59.104]							
Lap	Seg1	Seg2	Seg3	Seg4	Lap Time	km/h	Local Time
1		20.000	36.119	30.254	C	189,1	
2	40.864	19.196	34.886	28.422	2'03.368	194,6	9:34'41.934
3	39.504	19.131	34.606	28.415	2'01.656	188,8	9:36'43.590
4	39.269	18.789	33.965	28.271	2'00.294	190,5	9:38'43.884
5	38.850	18.746	33.688	27.820	1'59.104	189,5	9:40'42.988

3° 56 G. PRATAMA [1'59.728]							
Lap	Seg1	Seg2	Seg3	Seg4	Lap Time	km/h	Local Time
1		20.248	37.233	30.529	C	183,4	
2	40.678	19.340	35.523	29.184	2'04.725	186,5	9:34'42.889
3	39.732	19.143	34.413	28.669	2'01.957	186,9	9:36'44.846
4	38.727	18.820	33.743	28.438	1'59.728	189,5	9:38'44.574
5	39.004	18.849	33.750	28.352	1'59.955	190,1	9:40'44.529

4° 57 A. MAHENDRA [1'59.944]							
Lap	Seg1	Seg2	Seg3	Seg4	Lap Time	km/h	Local Time
1		20.201	36.497	29.953	C	179,7	
2	40.002	19.162	34.731	29.182	2'03.077	184,0	9:35'11.050
3	39.198	19.105	34.091	28.689	2'01.083C	184,9	9:37'12.133
4	39.148	19.417	37.645	29.895	2'06.105	186,2	9:39'18.238
5	38.995	19.003	33.603	28.343	1'59.944	183,7	9:41'18.182

5° 66 P. TONN [2'00.014]							
Lap	Seg1	Seg2	Seg3	Seg4	Lap Time	km/h	Local Time
1		19.889	36.396	31.052	C	183,7	
2	41.007	19.309	34.894	29.041	2'04.251	190,8	9:35'01.201
3	39.800	19.410	34.981	29.073	2'03.264C	187,2	9:37'04.465
4	39.302	19.159	34.242	28.564	2'01.267	186,5	9:39'05.732
5	39.274	18.931	33.652	28.157	2'00.014	187,8	9:41'05.746

6° 77 J. OSUNA SAEZ [2'00.051]							
Lap	Seg1	Seg2	Seg3	Seg4	Lap Time	km/h	Local Time
1		20.332	36.340	31.710		178,5	
2	40.440	19.411	34.924	29.821	2'04.596	186,5	9:34'29.822
3	41.134	19.465	35.576	28.681	2'04.856	188,8	9:36'34.678
4	39.420	19.012	34.071	28.449	2'00.952	188,8	9:38'35.630
5	38.938	18.963	33.758	28.392	2'00.051	186,2	9:40'35.681

7° 47 F. SEABRIGHT [2'00.069]							
Lap	Seg1	Seg2	Seg3	Seg4	Lap Time	km/h	Local Time
1		20.043	35.874	31.417	C	177,9	
2	40.676	19.471	35.193	29.139	2'04.479	182,7	9:34'53.338
3	40.354	19.593	34.777	28.815	2'03.539C	183,7	9:36'56.877
4	39.320	19.090	34.296	28.466	2'01.172	183,4	9:38'58.049
5	38.924	19.022	33.847	28.276	2'00.069	184,0	9:40'58.118

8° 53 P. SVOBODA [2'00.302]							
Lap	Seg1	Seg2	Seg3	Seg4	Lap Time	km/h	Local Time
1		20.797	37.908	31.489		180,6	
2	40.945	19.669	34.939	29.875	2'05.428	184,3	9:34'29.700
3	40.408	19.328	34.468	29.419	2'03.623	184,3	9:36'33.323

4	40.586	19.333	34.876	28.715	2'03.510	187,2	9:38'36.833
5	39.208	18.938	34.065	28.091	2'00.302	189,5	9:40'37.135

9° 31 E. BARTOLINI [2'00.399]							
Lap	Seg1	Seg2	Seg3	Seg4	Lap Time	km/h	Local Time
1		20.327	36.752	30.465		184,6	
2	40.343	19.438	34.740	29.288	2'03.809	189,5	9:34'31.053
3	39.507	19.150	34.445	28.605	2'01.707	186,5	9:36'32.760
4	40.038	19.832	35.359	28.875	2'04.104	179,4	9:38'36.864
5	38.796	19.145	34.106	28.352	2'00.399	184,3	9:40'37.263

10° 23 S. DI SORA [2'00.566]							
Lap	Seg1	Seg2	Seg3	Seg4	Lap Time	km/h	Local Time
1		21.092	38.660	31.385		180,9	
2	42.180	19.572	36.033	29.506	2'07.291	185,9	9:34'36.150
3	40.792	19.307	34.974	28.633	2'03.706	187,2	9:36'39.856
4	39.891	19.223	34.774	29.409	2'03.297	186,2	9:38'43.153
5	39.499	19.005	33.944	28.118	2'00.566	185,9	9:40'43.719

11° 88 D. MOGEDA [2'00.568]							
Lap	Seg1	Seg2	Seg3	Seg4	Lap Time	km/h	Local Time
1		20.765	36.443	30.156	C	184,9	
2	41.069	19.226	34.990	29.473	2'04.758	189,1	9:34'45.257
3	40.596	19.373	34.568	29.078	2'03.615	192,5	9:36'48.872
4	39.776	19.104	34.315	28.660	2'01.855	187,2	9:38'50.727
5	39.354	18.930	34.090	28.194	2'00.568	187,5	9:40'51.295

12° 9 E. ERCOLANI [2'01.060]							
Lap	Seg1	Seg2	Seg3	Seg4	Lap Time	km/h	Local Time
1		21.427	37.283	31.536		180,3	
2	42.006	19.890	35.324	29.303	2'06.523	185,9	9:34'35.653
3	40.249	19.341	34.703	29.439	2'03.732	186,9	9:36'39.385
4	39.784	19.062	34.368	29.950	2'03.164	187,2	9:38'42.549
5	39.169	19.233	33.983	28.675	2'01.060	184,6	9:40'43.609

13° 62 K. FONTAINHA [2'01.097]							
Lap	Seg1	Seg2	Seg3	Seg4	Lap Time	km/h	Local Time
1		20.311	35.956	29.802		178,8	
2	40.598	19.550	35.422	29.318	2'04.888	180,9	9:36'27.358
3	40.161	19.517	34.689	28.817	2'03.184	180,0	9:38'30.542
4	39.317	19.324	33.898	28.558	2'01.097	180,3	9:40'31.639

14° 80 G. MANSO [2'01.581]							
Lap	Seg1	Seg2	Seg3	Seg4	Lap Time	km/h	Local Time
1		21.037	38.097	31.135		179,7	
2	41.439	19.621	35.103	29.005	2'05.168	184,9	9:36'35.702
3	40.157	19.236	35.284	28.849	2'03.526	185,6	9:38'39.228
4	39.418	19.091	34.248	28.824	2'01.581	186,9	9:40'40.809

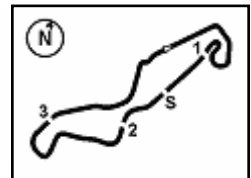
15° 7 L. VENEMAN [2'01.683]							
Lap	Seg1	Seg2	Seg3	Seg4	Lap Time	km/h	Local Time
1		20.706	37.460	30.395	C	187,5	
2	41.581	19.348	35.259	29.342	2'05.530	187,8	9:34'39.583
3	40.202	19.062	34.747	28.839	2'02.850	188,2	9:36'42.433
4	39.698	18.902	34.228	28.855	2'01.683	187,8	9:38'44.116
5	39.830	18.911	34.617	28.637	2'01.995	192,9	9:40'46.111

16° 24 M. AGAZZI [2'01.937]							
Lap	Seg1	Seg2	Seg3	Seg4	Lap Time	km/h	Local Time
1		20.825	37.229	30.754		177,6	

20/04/2024 P = Pits In/Out - C = Lap Time Cancelled

These data/results cannot be reproduced, stored and/or transmitted in whole or in part by any manner of electronic, mechanical, photocopying, recording, broadcasting or otherwise now known or herein after developed without the previous express consent by the copyright owner, except for reproduction in daily press and regular printed publications on sale to the public within 60 days of the event related to those data/results and always provided that copyright symbol appears together as follows below.

© DORNA WSBK ORGANIZATION Srl 2024



Pirelli Dutch Round, 19-21 April 2024
Chronological Analysis Warm Up 1

2	41.705	19.855	35.273	29.398	2'06.231	181,8	9:36'34.997
3	40.540	19.403	34.903	29.221	2'04.067	183,1	9:38'39.064
4	40.180	19.105	34.031	28.621	2'01.937	184,6	9:40'41.001

1								20.623	37.087	31.569	179,1
2	41.516	19.843	35.616	29.074	2'06.049C	181,2	9:37'12.833				
3	39.765	19.374	34.633	29.604	2'03.376	183,4	9:39'16.209				
4	41.627	19.221	34.586	44.018	2'19.452P	185,2	9:41'35.661				

17° 38 D. SALVADOR (2'01.978)							
Lap	Seg1	Seg2	Seg3	Seg4	Lap Time	km/h	Local Time
1		20.839	38.057	31.352		181,2	
2	41.508	19.756	35.283	29.737	2'06.284	181,2	9:36'19.871
3	40.051	19.358	34.549	29.161	2'03.119	182,1	9:38'22.990
4	39.524	19.332	34.122	29.000	2'01.978	181,8	9:40'24.968

25° 11 F. NOVOTNY (2'04.094)							
Lap	Seg1	Seg2	Seg3	Seg4	Lap Time	km/h	Local Time
1		21.138	37.768	30.719		C 181,2	
2	42.462	19.943	35.983	30.072	2'08.460	186,9	9:34'49.207
3	41.356	19.644	35.439	29.684	2'06.123C	185,6	9:36'55.330
4	40.831	19.708	35.199	29.326	2'05.064	181,5	9:39'00.394
5	40.940	19.432	34.823	28.899	2'04.094	184,9	9:41'04.488

18° 17 R. BIJMAN (2'01.982)							
Lap	Seg1	Seg2	Seg3	Seg4	Lap Time	km/h	Local Time
1		20.490	37.059	30.747		184,3	
2	40.998	19.486	35.253	29.597	2'05.334	183,4	9:34'38.102
3	39.529	19.133	34.591	28.729	2'01.982	186,5	9:36'40.084
4	39.284	19.378	34.734	30.385	2'03.781	189,1	9:38'43.865
5	40.503	19.090	34.428	28.794	2'02.815	187,5	9:40'46.680

26° 33 S. VAN DEN HOVEN (2'04.122)							
Lap	Seg1	Seg2	Seg3	Seg4	Lap Time	km/h	Local Time
1		20.493	37.679	31.004		184,3	
2	42.608	19.581	36.821	30.136	2'09.146	190,1	9:34'42.516
3	41.415	19.354	36.135	29.960	2'06.864	188,5	9:36'49.380
4	40.550	19.284	35.224	29.064	2'04.122	187,8	9:38'53.502
5	40.693	19.287	35.985	29.694	2'05.659	187,8	9:40'59.161

19° 71 I. BOLANO HERNANDEZ (2'02.012)							
Lap	Seg1	Seg2	Seg3	Seg4	Lap Time	km/h	Local Time
1		21.118	38.750	31.499		181,2	
2	42.204	19.334	35.372	29.133	2'06.043	187,8	9:34'35.246
3	40.544	19.574	34.783	28.725	2'03.626	184,0	9:36'38.872
4	40.170	19.331	34.621	29.685	2'03.807	183,7	9:38'42.679
5	40.236	19.001	34.142	28.633	2'02.012	190,5	9:40'44.691

27° 26 M. GENNAI (2'04.513)							
Lap	Seg1	Seg2	Seg3	Seg4	Lap Time	km/h	Local Time
1		20.743	38.604	31.182		C 186,5	
2	42.495	19.864	36.499	30.364	2'09.222	189,8	9:34'45.885
3	40.799	19.944	35.273	29.503	2'05.519	189,8	9:36'51.404
4	45.349	19.541	35.227	29.490	2'09.607	190,1	9:39'01.011
5	40.718	19.286	35.201	29.308	2'04.513	190,8	9:41'05.524

20° 48 J. GARCIA GONZALEZ (2'02.061)							
Lap	Seg1	Seg2	Seg3	Seg4	Lap Time	km/h	Local Time
1		21.240	38.696	32.007		178,5	
2	42.247	20.116	35.955	29.802	2'08.120	184,0	9:34'33.247
3	39.907	19.412	34.843	28.975	2'03.137	188,2	9:36'36.384
4	39.905	19.134	34.683	28.528	2'02.250	190,1	9:38'38.634
5	39.554	19.144	34.585	28.778	2'02.061	186,2	9:40'40.695

28° 27 C. CLARK (2'05.688)							
Lap	Seg1	Seg2	Seg3	Seg4	Lap Time	km/h	Local Time
1		20.546	36.882	29.931		C 180,3	
2	41.329	19.546	35.454	29.359	2'05.688	183,1	9:34'44.967
3	40.340					181,8	

21° 22 M. GARCIA (2'02.591)							
Lap	Seg1	Seg2	Seg3	Seg4	Lap Time	km/h	Local Time
1		21.408	38.004	30.973		C 176,8	
2	41.172	19.763	36.025	29.793	2'06.753	188,5	9:34'49.365
3	40.474	19.944	35.540	29.445	2'05.403C	185,9	9:36'54.768
4	40.142	19.689	34.922	29.332	2'04.085	180,9	9:38'58.853
5	39.544	19.335	34.640	29.072	2'02.591	186,5	9:41'01.444

29° 58 I. IGLESIAS BRAVO (2'06.969)							
Lap	Seg1	Seg2	Seg3	Seg4	Lap Time	km/h	Local Time
1		20.405	36.912	31.088		C	
2	41.769	19.556	36.010	29.634	2'06.969	190,5	9:34'45.023
3	40.563					190,5	

22° 43 M. GAGGI (2'03.159)							
Lap	Seg1	Seg2	Seg3	Seg4	Lap Time	km/h	Local Time
1		21.662	38.214	32.041		C 179,4	
2	41.887	20.170	36.512	30.243	2'08.812	182,1	9:35'12.412
3	40.578	20.073	35.350	29.755	2'05.756C	184,3	9:37'18.168
4	40.082	19.493	34.636	29.296	2'03.507	183,4	9:39'21.675
5	39.535	19.422	35.022	29.180	2'03.159	185,9	9:41'24.834

30° 29 G. ZANNINI (2'09.287)							
Lap	Seg1	Seg2	Seg3	Seg4	Lap Time	km/h	Local Time
1		21.768	39.878	32.321		C 176,8	
2	44.896	20.662	37.703	31.536	2'14.797	182,1	9:34'52.709
3	43.481	21.559	38.459	31.090	2'14.589C	182,4	9:37'07.298
4	43.057	20.512	37.163	30.579	2'11.311	179,1	9:39'18.609
5	41.961	19.906	36.683	30.737	2'09.287	183,4	9:41'27.896

23° 25 M. MARTELLA (2'03.251)							
Lap	Seg1	Seg2	Seg3	Seg4	Lap Time	km/h	Local Time
1		20.824	37.553	31.375		C 179,1	
2	42.229	20.014	36.011	30.285	2'08.539	182,4	9:34'43.256
3	41.105	19.687	35.051	29.716	2'05.559	183,4	9:36'48.815
4	40.352	19.498	34.424	29.436	2'03.710	182,7	9:38'52.525
5	40.115	19.571	34.245	29.320	2'03.251	181,2	9:40'55.776

31° 91 M. VANNUCCI (2'15.770)							
Lap	Seg1	Seg2	Seg3	Seg4	Lap Time	km/h	Local Time
1		21.895	40.858	33.467		174,5	
2	45.381	20.720	38.351	31.318	2'15.770	177,6	9:36'31.652
3	43.112	20.144	37.670	41.541	2'22.467P	181,8	9:38'54.119

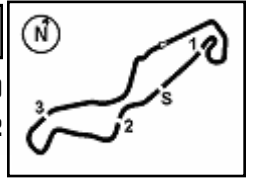
24° 41 R. TRAGNI (2'03.376)							
Lap	Seg1	Seg2	Seg3	Seg4	Lap Time	km/h	Local Time

32° 8 B. IERACI							
Lap	Seg1	Seg2	Seg3	Seg4	Lap Time	km/h	Local Time
1		21.018	37.693			177,9	

20/04/2024 P = Pits In/Out - C = Lap Time Cancelled

These data/results cannot be reproduced, stored and/or transmitted in whole or in part by any manner of electronic, mechanical, photocopying, recording, broadcasting or otherwise now known or herein after developed without the previous express consent by the copyright owner, except for reproduction in daily press and regular printed publications on sale to the public within 60 days of the event related to those data/results and always provided that copyright symbol appears together as follows below.

© DORNA WSBK ORGANIZATION Srl 2024



Pirelli Dutch Round, 19-21 April 2024
Best Laps & Speeds

No.	Rider Bike	Nat	Best Lap		FP		SP		WUP	
			LL	SPD	LL	SPD	LL	SPD	LL	SPD
1	47 F. SEABRIGHT Kawasaki Ninja 400	GBR	1'55.372 26 184,0		1'57.749 11 182,4		1'55.372 11 181,5		2'00.069 4 184,0	
2	57 A. MAHENDRA Yamaha YZF-R3	INA	1'55.388 24 186,2		1'55.555 10 180,0		1'55.388 10 184,0		1'59.944 4 186,2	
3	53 P. SVOBODA Kawasaki Ninja 400	CZE	1'55.548 17 189,5		2'00.691 3 183,4		1'55.548 10 182,4		2'00.302 4 189,5	
4	7 L. VENEMAN Kawasaki Ninja 400	NED	1'55.611 24 192,9		1'56.607 9 185,2		1'55.611 11 186,5		2'01.683 4 192,9	
5	38 D. SALVADOR Yamaha YZF-R3	ESP	1'56.140 25 184,9		1'56.140 12 184,9		1'58.435 10 183,1		2'01.978 3 182,1	
6	66 P. TONN KTM RC 390 R	GER	1'56.411 27 190,8		1'56.411 12 189,5		1'57.964 11 186,2		2'00.014 4 190,8	
7	56 G. PRATAMA Yamaha YZF-R3	INA	1'56.419 22 190,1		1'57.494 9 186,5		1'56.419 9 184,0		1'59.728 4 190,1	
8	1 J. BUIS KTM RC 390 R	NED	1'56.546 26 194,6		1'56.546 12 186,9		1'56.841 10 188,2		1'59.104 4 194,6	
9	23 S. DI SORA Yamaha YZF-R3	FRA	1'56.702 27 187,2		1'57.560 11 182,1		1'56.702 12 186,5		2'00.566 4 187,2	
10	55 U. CALATAYUD Yamaha YZF-R3	ESP	1'56.759 26 190,8		1'57.138 11 187,2		1'56.759 11 185,6		1'58.551 4 190,8	
11	41 R. TRAGNI Yamaha YZF-R3	ITA	1'56.763 22 185,2		1'58.825 11 181,2		1'56.763 8 184,0		2'03.376 3 185,2	
12	22 M. GARCIA Kove 321 RR-S	ESP	1'56.797 26 188,5		1'58.115 10 185,6		1'56.797 12 184,9		2'02.591 4 188,5	
13	9 E. ERCOLANI Yamaha YZF-R3	ITA	1'56.969 26 187,2		1'58.070 12 184,6		1'56.969 10 185,6		2'01.060 4 187,2	
14	91 M. VANNUCCI Yamaha YZF-R3	ITA	1'57.013 17 182,7		1'57.013 9 182,7		1'57.018 6 180,0		2'15.770 2 181,8	
15	58 I. IGLESIAS BRAVO Kawasaki Ninja 400	ESP	1'57.025 23 190,5		1'58.414 11 188,2		1'57.025 11 184,9		2'06.969 1 190,5	
16	88 D. MOGEDA Kawasaki Ninja 400	ESP	1'57.109 26 192,5		1'57.971 11 188,5		1'57.109 11 186,2		2'00.568 4 192,5	
17	26 M. GENNAI Kawasaki Ninja 400	ITA	1'57.164 20 190,8		2'02.709 5 181,8		1'57.164 11 184,0		2'04.513 4 190,8	
18	31 E. BARTOLINI Yamaha YZF-R3	ITA	1'57.265 26 189,5		1'57.265 12 185,6		1'58.726 10 187,2		2'00.399 4 189,5	
19	17 R. BIJMAN Kawasaki Ninja 400	NED	1'57.314 25 189,1		1'57.641 11 188,5		1'57.314 10 181,2		2'01.982 4 189,1	
20	62 K. FONTAINHA Yamaha YZF-R3	BRA	1'57.495 26 182,4		1'57.495 12 182,4		1'57.745 11 181,8		2'01.097 3 180,9	
21	85 K. SABATUCCI Kawasaki Ninja 400	ITA	1'57.725 21 190,1		1'57.725 10 190,1		1'57.873 11 185,9			
22	43 M. GAGGI Yamaha YZF-R3	ITA	1'57.867 23 187,8		1'58.425 11 181,2		1'57.867 8 187,8		2'03.159 4 185,9	
23	8 B. IERACI Kawasaki Ninja 400	ITA	1'58.124 18 186,2		2'00.662 7 183,1		1'58.124 11 186,2		177,9	
24	48 J. GARCIA GONZALEZ Kove 321 RR-S	ESP	1'58.210 24 190,1		1'58.210 10 185,9		1'58.858 10 187,5		2'02.061 4 190,1	
25	80 G. MANSO Yamaha YZF-R3	BRA	1'58.391 25 186,9		2'00.506 11 180,9		1'58.391 11 186,5		2'01.581 3 186,9	

20/04/2024

These data/results cannot be reproduced, stored and/or transmitted in whole or in part by any manner of electronic, mechanical, photocopying, recording, broadcasting or otherwise now known or herein after developed without the previous express consent by the copyright owner, except for reproduction in daily press and regular printed publications on sale to the public within 60 days of the event related to those data/results and always provided that copyright symbol appears together as follows below.

© DORNA WSBK ORGANIZATION Srl 2024

Pirelli Dutch Round, 19–21 April 2024
Best Laps & Speeds

2 / 2

No.	Rider Bike	Nat	Best Lap		FP		SP		WUP							
			LL	SPD	LL	SPD	LL	SPD	LL	SPD						
26	33 S. VAN DEN HOVEN Kawasaki Ninja 400	NED	1'58.440 26 190,1		1'59.918 11 185,9		1'58.440 11 184,9		2'04.122 4 190,1							
27	77 J. OSUNA SAEZ Kawasaki Ninja 400	ESP	1'58.641 25 188,8		1'58.641 11 185,6		1'58.890 10 184,6		2'00.051 4 188,8							
28	25 M. MARTELLA Kawasaki Ninja 400	ITA	1'58.683 26 184,6		2'01.268 11 178,2		1'58.683 11 184,6		2'03.251 4 183,4							
29	27 C. CLARK Kawasaki Ninja 400	USA	1'58.793 24 183,1		2'01.749 11 182,7		1'58.793 12 179,7		2'05.688 1 183,1							
30	24 M. AGAZZI Yamaha YZF-R3	ITA	1'59.023 24 184,6		2'00.855 11 179,4		1'59.023 10 181,8		2'01.937 3 184,6							
31	12 D. CZARKOWSKI Yamaha YZF-R3	NED	1'59.051 21 185,2		2'00.435 10 185,2		1'59.051 11 180,0									
32	11 F. NOVOTNY Kawasaki Ninja 400	CZE	1'59.572 26 186,9		2'00.752 11 186,5		1'59.572 11 182,1		2'04.094 4 186,9							
33	71 I. BOLANO HERNANDEZ Kawasaki Ninja 400	ESP	1'59.579 24 190,5		2'02.186 11 180,6		1'59.579 9 181,2		2'02.012 4 190,5							
34	29 G. ZANNINI Kawasaki Ninja 400	ITA	1'59.818 23 183,4		1'59.818 11 179,7		2'00.169 8 178,2		2'09.287 4 183,4							

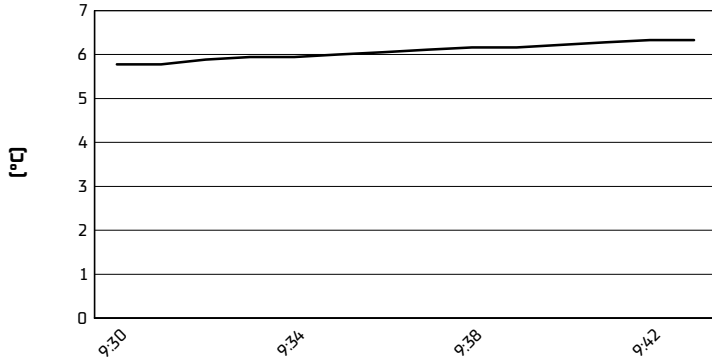
20/04/2024

These data/results cannot be reproduced, stored and/or transmitted in whole or in part by any manner of electronic, mechanical, photocopying, recording, broadcasting or otherwise now known or herein after developed without the previous express consent by the copyright owner, except for reproduction in daily press and regular printed publications on sale to the public within 60 days of the event related to those data/results and always provided that copyright symbol appears together as follows below.

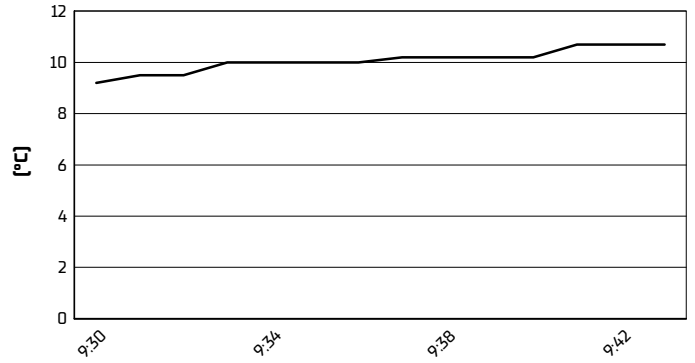
© DORNA WSBK ORGANIZATION Srl 2024

Pirelli Dutch Round, 19-21 April 2024
Weather Report Warm Up 1
Session started 09:30 - Session ended 9:44

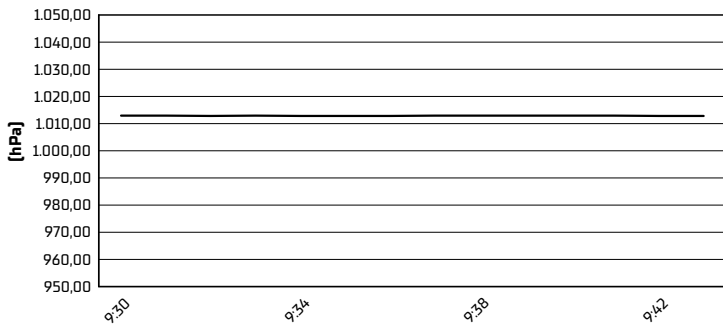
Air Temperature



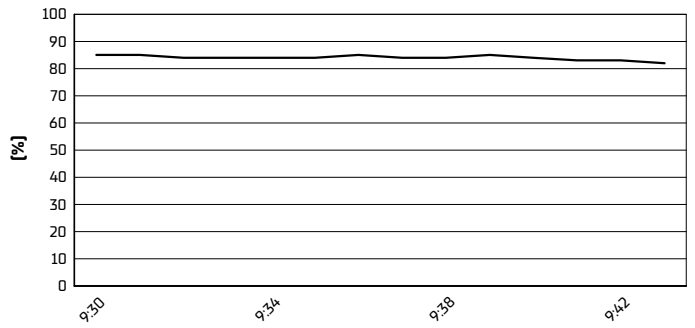
Track Temperature



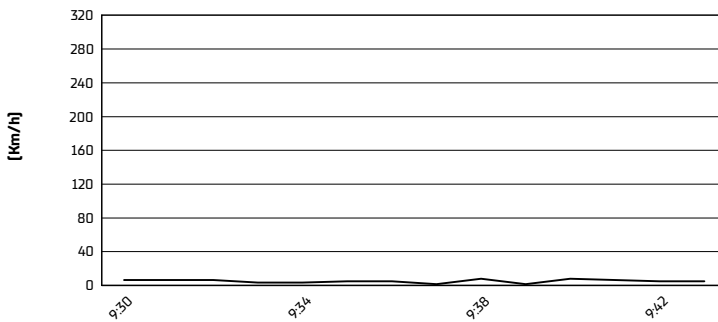
Air Pressure



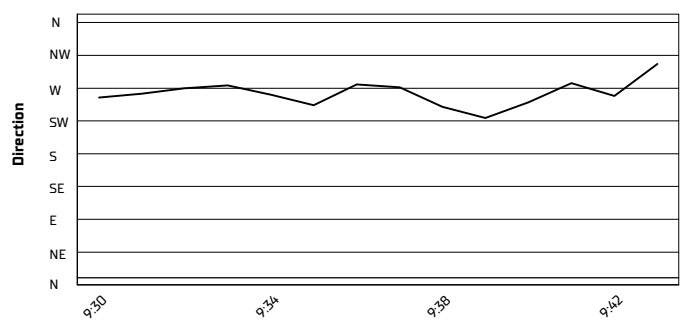
Humidity



Wind Speed



Wind Direction



20/04/2024

These data/results cannot be reproduced, stored and/or transmitted in whole or in part by any manner of electronic, mechanical, photocopying, recording, broadcasting or otherwise now known or herein after developed without the previous express consent by the copyright owner, except for reproduction in daily press and regular printed publications on sale to the public within 60 days of the event related to those data/results and always provided that copyright symbol appears together as follows below.

© DORNA WSBK ORGANIZATION Srl 2024