

Portimao 4.592 m

Pirelli Portuguese Round, 9-11 August 2024
Chronological Analysis Race 1

Start at 18:00'34.783

1 / 4

1° 54 T. RAZGATLIOGLU [1'40.633]							
Lap	Seg1	Seg2	Seg3	Seg4	Lap Time	km/h	Local Time
1		29.963	21.220	17.711	1'42.833	173,4	18:02'17.616
2	31.859	30.095	21.392	17.686	1'41.032	315,0	18:03'58.648
3	31.927	30.283	21.268	17.753	1'41.231	311,4	18:05'39.879
4	32.271	30.141	21.270	17.698	1'41.380	302,7	18:07'21.259
5	32.490	30.019	21.265	17.570	1'41.344	292,1	18:09'02.603
6	31.928	30.544	21.284	17.642	1'41.398	313,2	18:10'44.001
7	31.817	29.986	21.163	17.667	1'40.633	315,0	18:12'24.634
8	31.847	30.038	21.181	17.639	1'40.705	307,0	18:14'05.339
9	31.870	30.031	21.225	17.683	1'40.809	310,5	18:15'46.148
10	32.299	30.182	21.217	17.762	1'41.460	313,2	18:17'27.608
11	31.960	30.230	21.274	17.702	1'41.166	305,2	18:19'08.774
12	32.307	30.140	21.311	17.747	1'41.505	316,8	18:20'50.279
13	31.853	30.053	21.143	17.807	1'40.856	315,0	18:22'31.135
14	31.865	30.097	21.197	17.847	1'41.006	315,9	18:24'12.141
15	31.942	30.102	21.316	17.837	1'41.197	315,0	18:25'53.338
16	31.965	29.924	21.192	17.809	1'40.890	315,0	18:27'34.228
17	31.891	30.014	21.137	17.776	1'40.818	313,2	18:29'15.046
18	31.910	29.977	21.331	17.866	1'41.084	315,0	18:30'56.130
19	31.945	30.066	21.349	17.920	1'41.280	314,1	18:32'37.410
20	32.072	30.287	21.521	18.024	1'41.904	315,9	18:34'19.314
Race Time 33'44.531							

16	31.963	30.043	21.250	17.695	1'40.951	307,8	18:27'34.652
17	31.890	30.092	21.325	17.723	1'41.030	308,7	18:29'15.682
18	32.406	30.399	21.378	17.784	1'41.967	310,5	18:30'57.649
19	31.978	30.347	21.382	17.852	1'41.559	308,7	18:32'39.208
20	31.952	30.252	21.498	17.854	1'41.556	308,7	18:34'20.764
Race Time 33'45.981							

2° 1 A. BAUTISTA [1'40.612]							
Lap	Seg1	Seg2	Seg3	Seg4	Lap Time	km/h	Local Time
1		30.993	21.473	17.481	1'45.313	188,5	18:02'20.096
2	32.197	30.234	21.355	17.502	1'41.288	301,8	18:04'01.384
3	31.942	30.233	21.328	17.654	1'41.157	301,0	18:05'42.541
4	32.117	30.259	21.256	17.581	1'41.213	303,5	18:07'23.754
5	31.621	30.125	21.310	17.577	1'40.633	307,8	18:09'04.387
6	32.121	30.093	21.518	17.660	1'41.392	294,5	18:10'45.779
7	31.683	29.982	21.485	17.462	1'40.612	305,2	18:12'26.391
8	31.858	30.183	21.223	17.567	1'40.831	297,7	18:14'07.222
9	31.852	30.096	21.334	17.547	1'40.829	301,0	18:15'48.051
10	31.730	30.097	21.288	17.525	1'40.640	308,7	18:17'28.691
11	31.907	30.093	21.314	17.562	1'40.876	295,3	18:19'09.567
12	31.911	30.218	21.310	17.544	1'40.983	297,7	18:20'50.550
13	32.543	30.193	21.289	17.504	1'41.529	296,9	18:22'32.079
14	31.792	30.093	21.316	17.676	1'40.877	304,4	18:24'12.956
15	31.823	30.204	21.337	17.635	1'40.999	301,0	18:25'53.955
16	31.955	30.133	21.324	17.542	1'40.954	297,7	18:27'34.909
17	31.818	30.106	21.274	17.606	1'40.804	306,1	18:29'15.713
18	31.992	30.520	21.330	17.750	1'41.592	308,7	18:30'57.305
19	31.944	30.308	21.413	17.711	1'41.376	305,2	18:32'38.681
20	31.739	30.452	21.392	17.830	1'41.413	310,5	18:34'20.094
Race Time 33'45.311							

4° 31 G. GERLOFF [1'40.844]							
Lap	Seg1	Seg2	Seg3	Seg4	Lap Time	km/h	Local Time
1			30.807		21.355	17.551	1'44.291
2	32.266	30.148		21.252	17.647	1'41.313	276,4
3	31.920	29.954	21.493	17.689	1'41.056	302,7	18:05'41.443
4	32.054	30.078	21.392	17.646	1'41.170	282,9	18:07'22.613
5	32.017	29.923	21.493	17.605	1'41.038	289,7	18:09'03.651
6	31.972	30.152	21.374	17.628	1'41.126	298,5	18:10'44.777
7	32.071	30.132	21.414	17.640	1'41.257	287,4	18:12'26.034
8	32.008	30.159	21.255	17.587	1'41.009	284,4	18:14'07.043
9	32.346	30.059	21.358	17.605	1'41.368	295,3	18:15'48.411
10	31.877	29.943	21.351	17.673	1'40.844	302,7	18:17'29.255
11	31.923	30.042	21.334	17.749	1'41.048	303,5	18:19'10.303
12	32.051	29.999	21.400	17.723	1'41.173	294,5	18:20'51.476
13	31.997	30.409	21.275	17.809	1'41.490	297,7	18:22'32.966
14	31.890	30.051	21.378	17.762	1'41.081	305,2	18:24'14.047
15	31.901	30.106	21.392	17.890	1'41.289	302,7	18:25'55.336
16	32.021	30.186	21.482	17.783	1'41.472	298,5	18:27'36.808
17	32.205	30.369	21.483	17.813	1'41.870	297,7	18:29'18.678
18	32.170	30.561	21.305	17.799	1'41.835	301,8	18:31'00.513
19	32.073	30.217	21.309	17.812	1'41.411	308,7	18:32'41.924
20	31.988	30.380	21.423	17.912	1'41.703	309,6	18:34'23.627
Race Time 33'48.844							

3° 9 D. PETRUCCI [1'40.695]							
Lap	Seg1	Seg2	Seg3	Seg4	Lap Time	km/h	Local Time
1		30.486	21.213	17.569	1'43.176	179,4	18:02'17.959
2	31.943	30.048	21.248	17.622	1'40.861	305,2	18:03'58.820
3	31.986	30.216	21.367	17.664	1'41.233	300,2	18:05'40.053
4	32.348	30.205	21.191	17.579	1'41.323	303,5	18:07'21.376
5	31.915	29.904	21.270	17.784	1'40.873	307,8	18:09'02.249
6	32.165	30.191	21.211	17.826	1'41.393	308,7	18:10'43.642
7	31.859	29.937	21.200	17.699	1'40.695	309,6	18:12'24.337
8	31.899	30.072	21.121	17.764	1'40.856	307,0	18:14'05.193
9	31.787	30.028	21.325	17.764	1'40.904	310,5	18:15'46.097
10	32.210	30.064	21.245	17.824	1'41.343	311,4	18:17'27.440
11	31.925	30.150	21.383	17.839	1'41.297	311,4	18:19'08.737
12	32.214	30.081	21.233	17.893	1'41.421	299,3	18:20'50.158
13	32.701	29.942	21.371	17.660	1'41.674	311,4	18:22'31.832
14	31.806	30.031	21.233	17.709	1'40.779	314,1	18:24'12.611
15	31.917	30.079	21.372	17.722	1'41.090	315,0	18:25'53.701

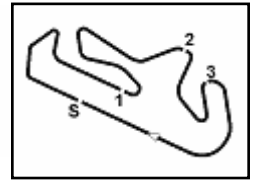
5° 22 A. LOWES [1'40.870]							
Lap	Seg1	Seg2	Seg3	Seg4	Lap Time	km/h	Local Time
1			30.042		21.360	17.842	1'42.463
2	31.950	30.076		21.254	17.837	1'41.117	307,8
3	31.952	30.280	21.323	17.875	1'41.430	309,6	18:05'39.793
4	32.119	30.155	21.239	17.881	1'41.394	305,2	18:07'21.187
5	32.398	29.912	21.286	17.740	1'41.336	306,1	18:09'02.523
6	32.276	30.116	21.291	17.737	1'41.420	304,4	18:10'43.943
7	32.382	30.142	21.333	17.776	1'41.633	296,9	18:12'25.576
8	31.852	30.042	21.264	17.772	1'40.870	298,5	18:14'06.446
9	31.914	30.046	21.106	17.791	1'40.937	310,5	18:15'47.383
10	31.859	30.142	21.249	17.774	1'41.024	307,8	18:17'28.407
11	32.444	30.159	21.310	17.808	1'41.721	302,7	18:19'10.128
12	31.940	30.167	21.289	17.823	1'41.219	299,3	18:20'51.347
13	32.507	30.285	21.290	17.778	1'41.860	301,0	18:22'33.207
14	31.897	30.123	21.321	17.847	1'41.188	300,2	18:24'14.395
15	31.975	30.141	21.261	17.971	1'41.348	306,1	18:25'55.743
16	31.951	30.163	21.326	17.894	1'41.334	301,0	18:27'37.077
17	32.132	30.352	21.461	17.778	1'41.723	293,7	18:29'18.800
18	32.314	30.403	21.426	17.869	1'42.012	298,5	18:31'00.812
19	31.964	30.256	21.446	17.865	1'41.531	306,1	18:32'42.343
20	32.048	30.269	21.442	17.902	1'41.661	304,4	18:34'24.004
Race Time 33'49.221							

6° 60 M. VAN DER MARK [1'40.660]							
Lap	Seg1	Seg2	Seg3	Seg4	Lap Time	km/h	Local Time
1			30.408		21.457	17.602	1'43.843
2	31.891	30.099		21.212	17.458	1'40.660	296,9
3	32.158	30.021	21.312	17.491	1'40.982	303,5	18:05'40.268
4	32.290	30.232	21.237	17.483	1'41.242	292,9	18:07'21.510
5	32.433	30.137	21.264	17.456	1'41.290	290,5	18:09'02.800
6	32.067	30.423	21.343	17.451	1'41.284	301,0	18:10'44.084
7	32.034	30.145	21.299	17.680	1'41.158	297,7	18:12'25.242
8	31.930	30.220	21.509	17.576	1'41.235	310,5	18:14'06.477
9	32.163	30.143	21.324	17.548	1'41.178	308,7	18:15'47.655

10/08/2024 P = Pits In/Dut - C = Lap Time Cancelled

These data/results cannot be reproduced, stored and/or transmitted in whole or in part by any manner of electronic, mechanical, photocopying, recording, broadcasting or otherwise now known or herein after developed without the previous express consent by the copyright owner, except for reproduction in daily press and regular printed publications on sale to the public within 60 days of the event related to those data/results and always provided that copyright symbol appears together as follows below.

© DORNA WSBK ORGANIZATION Srl 2024



Portimao 4.592 m

Pirelli Portuguese Round, 9-11 August 2024
Chronological Analysis Race 1

Start at 18:00'34.783

2 / 4

10	31.872	30.122	21.254	17.572	1'40.820	303,5	18:17'28.475	4	32.214	30.353	21.526	17.619	1'41.712	298,5	18:07'25.135
11	31.828	30.138	21.253	17.524	1'40.743	313,2	18:19'09.218	5	32.422	30.011	21.411	17.581	1'41.425	291,3	18:09'06.560
12	32.032	30.217	21.359	17.544	1'41.152	300,2	18:20'50.370	6	32.194	30.131	21.433	17.679	1'41.437	285,9	18:10'47.997
13	32.516	30.195	21.352	17.568	1'41.631	293,7	18:22'32.001	7	32.221	30.143	21.498	17.601	1'41.463	292,9	18:12'29.460
14	32.165	30.164	21.383	17.632	1'41.344	296,1	18:24'13.345	8	32.349	30.254	21.429	17.705	1'41.737	299,3	18:14'11.197
15	32.074	30.350	21.402	17.763	1'41.589	305,2	18:25'54.934	9	32.293	30.278	21.461	17.689	1'41.721	292,1	18:15'52.918
16	32.089	30.352	21.449	17.770	1'41.660	310,5	18:27'36.594	10	32.451	30.131	21.392	17.557	1'41.531	299,3	18:17'34.449
17	32.175	30.490	21.444	17.824	1'41.933	313,2	18:29'18.527	11	32.355	30.421	21.404	17.631	1'41.811	284,4	18:19'16.260
18	32.096	31.170	21.583	17.708	1'42.557	309,6	18:31'01.084	12	32.330	30.345	21.410	17.629	1'41.714	288,2	18:20'57.974
19	32.060	30.314	21.460	17.664	1'41.498	306,1	18:32'42.582	13	32.467	30.401	21.447	17.680	1'41.995	280,0	18:22'39.969
20	31.992	30.407	21.553	17.743	1'41.695	303,5	18:34'24.277	14	32.265	30.272	21.369	17.661	1'41.567	298,5	18:24'21.536

Race Time 33'49.494

7° 11 N. BULEGA [1'40.827]							
Lap	Seg.1	Seg.2	Seg.3	Seg.4	Lap Time	km/h	Local Time
1		30.458	21.372	17.485	1'43.487	178,8	18:02'18.270
2	32.108	29.998	21.704	17.540	1'41.350	301,8	18:03'59.620
3	32.095	30.067	21.760	17.673	1'41.595	300,2	18:05'41.215
4	31.972	30.136	21.403	17.665	1'41.176	296,1	18:07'22.391
5	31.922	30.115	21.252	17.538	1'40.827	299,3	18:09'03.218
6	32.143	30.235	21.404	17.645	1'41.427	304,4	18:10'44.645
7	32.061	30.141	21.266	17.658	1'41.126	297,7	18:12'25.771
8	32.003	30.176	21.316	17.627	1'41.122	292,9	18:14'06.893
9	31.943	30.165	21.350	17.625	1'41.083	306,1	18:15'47.976
10	32.765	30.105	21.273	17.626	1'41.769	303,5	18:17'29.745
11	32.425	30.007	21.410	17.645	1'41.487	300,2	18:19'11.232
12	31.959	30.170	21.162	18.094	1'41.385	301,8	18:20'52.617
13	31.984	30.191	21.246	17.717	1'41.138	302,7	18:22'33.755
14	31.985	30.119	21.280	17.696	1'41.080	296,1	18:24'14.835
15	32.115	30.148	21.184	17.706	1'41.153	307,0	18:25'55.988
16	32.082	30.397	21.235	17.802	1'41.516	291,3	18:27'37.504
17	32.044	30.341	21.370	17.706	1'41.461	295,3	18:29'18.965
18	32.314	30.700	21.563	17.701	1'42.278	287,4	18:31'01.243
19	32.190	30.378	21.309	17.756	1'41.633	291,3	18:32'42.876
20	32.174	30.349	21.445	17.966	1'41.934	288,2	18:34'24.810

Race Time 33'50.027

8° 47 A. BASSANI [1'41.113]							
Lap	Seg.1	Seg.2	Seg.3	Seg.4	Lap Time	km/h	Local Time
1		30.847	21.312	17.650	1'44.564	191,8	18:02'19.347
2	32.256	30.149	21.195	17.562	1'41.162	278,6	18:04'00.509
3	32.306	30.087	21.336	17.699	1'41.428	279,3	18:05'41.937
4	32.010	30.147	21.263	17.693	1'41.113	295,3	18:07'23.050
5	32.097	30.183	21.206	17.742	1'41.228	290,5	18:09'04.278
6	32.460	30.333	21.344	17.710	1'41.847	287,4	18:10'46.125
7	32.006	30.262	21.282	17.707	1'41.257	300,2	18:12'27.382
8	31.973	30.445	21.260	17.758	1'41.436	304,4	18:14'08.818
9	32.062	30.353	21.395	17.841	1'41.651	306,1	18:15'50.469
10	32.359	30.611	21.399	17.791	1'42.160	289,0	18:17'32.629
11	32.207	30.504	21.348	17.775	1'41.834	306,1	18:19'14.463
12	32.051	30.327	21.327	17.724	1'41.429	299,3	18:20'55.892
13	32.053	30.282	21.406	17.744	1'41.485	305,2	18:22'37.377
14	32.149	30.391	21.304	17.848	1'41.692	304,4	18:24'19.069
15	32.008	30.457	21.464	17.908	1'41.837	300,2	18:26'00.906
16	32.054	30.374	21.407	17.902	1'41.737	302,7	18:27'42.643
17	32.279	30.319	21.373	17.782	1'41.753	306,1	18:29'24.396
18	32.324	30.359	21.468	17.898	1'42.049	303,5	18:31'06.445
19	32.294	30.490	21.529	17.943	1'42.256	300,2	18:32'48.701
20	32.320	30.494	21.624	17.957	1'42.395	299,3	18:34'31.096

Race Time 33'56.313

9° 77 D. AEGERTER [1'41.425]							
Lap	Seg.1	Seg.2	Seg.3	Seg.4	Lap Time	km/h	Local Time
1		30.784	21.536	17.618	1'45.121	190,4	18:02'19.904
2	32.700	30.120	21.405	17.547	1'41.772	283,7	18:04'01.676
3	32.521	30.325	21.327	17.574	1'41.747	293,7	18:05'43.423

10° 87 R. GARDNER [1'41.210]							
Lap	Seg.1	Seg.2	Seg.3	Seg.4	Lap Time	km/h	Local Time
1		30.926	21.579	17.758	1'46.076	192,8	18:02'20.859
2	32.491	30.197	21.244	17.657	1'41.589	287,4	18:04'02.448
3	32.287	30.166	21.333	17.724	1'41.510	293,7	18:05'43.958
4	32.165	30.490	21.339	17.678	1'41.672	292,9	18:07'25.630
5	32.248	30.118	21.410	17.677	1'41.453	292,1	18:09'07.083
6	32.027	30.211	21.316	17.656	1'41.210	291,3	18:10'48.293
7	32.138	30.171	21.497	17.647	1'41.453	290,5	18:12'29.746
8	32.261	30.286	21.433	17.702	1'41.682	290,5	18:14'11.428
9	32.251	30.224	21.475	17.621	1'41.571	288,2	18:15'52.999
10	32.023	30.236	21.364	17.651	1'41.274	301,8	18:17'34.273
11	32.373	30.332	21.411	17.746	1'41.862	293,7	18:19'16.135
12	32.127	30.424	21.445	17.746	1'41.742	292,1	18:20'57.877
13	32.195	30.153	21.385	17.757	1'41.490	289,0	18:22'39.367
14	32.399	30.363	21.432	17.860	1'42.054	292,9	18:24'21.421
15	32.076	30.342	21.363	17.977	1'41.758	295,3	18:26'03.179
16	32.220	30.272	21.378	17.717	1'41.587	302,7	18:27'44.766
17	32.290	30.379	21.429	17.721	1'41.819	292,1	18:29'26.585
18	32.245	30.399	21.398	17.899	1'41.941	295,3	18:31'08.526
19	33.046	30.376	21.447	17.788	1'42.657	294,5	18:32'51.183
20	32.086	30.298	21.673	17.814	1'41.871	298,5	18:34'33.054

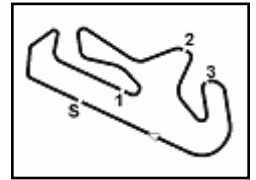
Race Time 33'58.271

11° 55 A. LOCATELLI [1'41.261]							
Lap	Seg.1	Seg.2	Seg.3	Seg.4	Lap Time	km/h	Local Time
1		30.612	21.326	17.655	1'44.172	186,8	18:02'18.955
2	32.095	30.276	21.268	17.766	1'41.405	285,2	18:04'00.360
3	32.242	30.091	21.389	17.801	1'41.523	292,9	18:05'41.883
4	33.119	30.247	21.332	17.772	1'42.470	304,4	18:07'24.353
5	32.179	30.058	21.268	17.793	1'41.298	303,5	18:09'05.651
6	32.046	30.179	21.198	17.838	1'41.261	303,5	18:10'46.912
7	32.065	30.173	21.228	17.870	1'41.336	298,5	18:12'28.248
8	32.065	30.094	21.228	17.891	1'41.278	299,3	18:14'09.526
9	32.459	30.173	21.500	17.832	1'41.964	296,1	18:15'51.490
10	32.277	30.256	21.492	17.869	1'41.894	304,4	18:17'33.384
11	32.305	30.448	21.523	17.792	1'42.068	293,7	18:19'15.452
12	32.286	30.181	21.315	17.912	1'41.694	286,7	18:20'57.146
13	32.155	30.134	21.306	17.836	1'41.431	306,1	18:22'38.577
14	32.343	30.188	21.278	17.989	1'41.798	301,0	18:24'20.375
15	32.365	30.263	21.383	18.054	1'42.065	304,4	18:26'02.440
16	32.128	30.274	21.352	18.159	1'41.913	308,7	18:27'44.353
17	32.331	30.325	21.382	17.952	1'41.990	302,7	18:29'26.343
18	32.243	30.462	21.319	18.250	1'42.274	302,7	18:31'08.617
19	33.131	30.379	21.510	17.811	1'42.831	292,1	18:32'51.448
20	32.330	30.400	21.453	17.820	1'42.003	300,2	18:34'33.451

10/08/2024 P = Pits In/Out - C = Lap Time Cancelled

These data/results cannot be reproduced, stored and/or transmitted in whole or in part by any manner of electronic, mechanical, photocopying, recording, broadcasting or otherwise now known or herein after developed without the previous express consent by the copyright owner, except for reproduction in daily press and regular printed publications on sale to the public within 60 days of the event related to those data/results and always provided that copyright symbol appears together as follows below.

© DORNA WSBK ORGANIZATION Srl 2024



Portimao 4.592 m

Pirelli Portuguese Round, 9-11 August 2024

Chronological Analysis Race 1

Start at 18:00'34.783

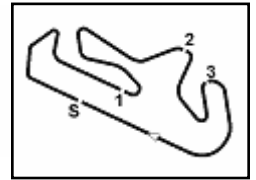
3 / 4

12° 7 I. LECUONA [1'41.260]								15° 65 J. REA [1'40.941]							
Lap	Seg1	Seg2	Seg3	Seg4	Lap Time	km/h	Local Time	Lap	Seg1	Seg2	Seg3	Seg4	Lap Time	km/h	Local Time
1		31.024	21.529	17.749	1'46.478	209,2	18:02'21.261	1		30.507	21.324	17.763	1'44.087	184,6	18:02'18.870
2	32.727	30.366	21.317	17.877	1'42.287	301,8	18:04'03.548	2	31.941	30.015	21.257	17.728	1'40.941	292,1	18:03'59.811
3	32.040	30.284	21.258	17.678	1'41.260	306,1	18:05'44.808	3	31.991	30.077	21.323	17.722	1'41.113	296,1	18:05'40.924
4	31.902	30.463	21.299	17.700	1'41.364	306,1	18:07'26.172	4	32.011	30.051	22.117	17.656	1'41.835	305,2	18:07'22.759
5	32.236	30.237	21.402	17.658	1'41.533	292,1	18:09'07.705	5	32.166	30.118	21.288	17.752	1'41.324	288,2	18:09'04.083
6	32.025	30.330	21.316	17.743	1'41.414	296,1	18:10'49.119	6	32.169	29.996	21.202	17.702	1'41.069	292,9	18:10'45.152
7	32.035	30.290	21.359	18.047	1'41.731	300,2	18:12'30.850	7	32.101	30.074	21.347	17.645	1'41.167	298,5	18:12'26.319
8	31.945	30.266	21.375	17.758	1'41.344	304,4	18:14'12.194	8	32.276	30.021	21.331	17.747	1'41.375	292,9	18:14'07.694
9	32.164	30.237	21.346	17.707	1'41.454	306,1	18:15'53.648	9	32.600	30.594	21.433	17.937	1'42.564	301,8	18:15'50.258
10	32.175	30.226	21.345	17.645	1'41.391	296,9	18:17'35.039	10	32.329	30.585	21.464	18.160	1'42.538	301,0	18:17'32.796
11	32.282	30.341	21.379	17.779	1'41.781	306,1	18:19'16.820	11	32.644	30.536	21.460	17.893	1'42.533	279,3	18:19'15.329
12	32.366	30.418	21.381	17.771	1'41.936	306,1	18:20'58.756	12	32.140	30.725	21.379	17.774	1'42.018	301,0	18:20'57.347
13	32.109	30.326	21.365	17.788	1'41.588	303,5	18:22'40.344	13	32.320	30.333	21.327	17.896	1'41.876	295,3	18:22'39.223
14	32.277	30.314	21.463	17.815	1'41.869	298,5	18:24'22.213	14	32.272	30.321	21.420	17.955	1'41.968	302,7	18:24'21.191
15	32.239	30.415	21.498	17.823	1'41.975	294,5	18:26'04.188	15	32.608	30.572	21.587	17.939	1'42.706	304,4	18:26'03.897
16	32.356	30.334	21.417	17.764	1'41.871	288,2	18:27'46.059	16	32.722	30.549	21.741	17.965	1'42.977	282,9	18:27'46.874
17	32.473	30.378	21.526	17.765	1'42.142	296,1	18:29'28.201	17	32.301	30.456	21.442	17.926	1'42.125	304,4	18:29'28.999
18	32.346	30.457	21.563	17.930	1'42.296	292,9	18:31'10.497	18	32.497	30.549	22.138	18.052	1'43.236	306,1	18:31'12.235
19	32.354	30.468	21.495	17.875	1'42.192	304,4	18:32'52.689	19	32.306	30.716	21.513	18.046	1'42.581	305,2	18:32'54.816
20	32.146	30.392	21.575	17.936	1'42.049	308,7	18:34'34.738	20	32.629	30.512	21.812	18.004	1'42.957	295,3	18:34'37.773
Race Time 33'58.668								Race Time 34'02.990							
13° 97 X. VIERGE [1'41.327]								16° 21 M. RINALDI [1'41.541]							
Lap	Seg1	Seg2	Seg3	Seg4	Lap Time	km/h	Local Time	Lap	Seg1	Seg2	Seg3	Seg4	Lap Time	km/h	Local Time
1		30.682	21.447	17.646	1'44.919	194,5	18:02'19.702	1		31.042	21.554	17.757	1'46.362	202,5	18:02'21.145
2	32.213	30.178	21.352	17.654	1'41.397	285,2	18:04'01.099	2	33.269	30.489	21.464	17.820	1'43.042	296,1	18:04'04.187
3	32.084	30.255	21.744	17.703	1'41.786	301,0	18:05'42.885	3	32.314	30.462	21.434	17.811	1'42.021	290,5	18:05'46.208
4	32.318	30.687	21.404	17.629	1'42.038	299,3	18:07'24.923	4	32.405	30.357	21.292	17.818	1'41.872	293,7	18:07'28.080
5	32.140	30.282	21.389	17.638	1'41.449	296,9	18:09'06.372	5	32.221	30.412	21.471	17.718	1'41.822	299,3	18:09'09.902
6	31.988	30.344	21.399	17.729	1'41.460	289,7	18:10'47.832	6	32.165	30.295	21.346	17.801	1'41.607	296,9	18:10'51.509
7	31.948	30.150	21.567	17.662	1'41.327	302,7	18:12'29.159	7	32.082	30.305	21.543	17.787	1'41.717	302,7	18:12'33.226
8	32.368	30.290	21.454	17.758	1'41.870	295,3	18:14'11.029	8	31.963	30.815	21.345	17.882	1'42.005	298,5	18:14'15.231
9	32.152	30.340	21.412	17.702	1'41.606	304,4	18:15'52.635	9	32.110	30.271	21.400	17.821	1'41.602	302,7	18:15'56.833
10	32.119	30.279	21.390	17.722	1'41.510	296,9	18:17'34.145	10	32.054	30.298	21.418	17.771	1'41.541	303,5	18:17'38.374
11	32.227	30.322	21.430	17.768	1'41.747	300,2	18:19'15.892	11	31.996	30.712	21.405	17.892	1'42.005	306,1	18:19'20.379
12	32.175	30.427	21.444	17.798	1'41.844	294,5	18:20'57.736	12	32.177	30.298	21.418	17.878	1'41.771	299,3	18:21'02.150
13	32.460	30.449	21.445	17.695	1'42.049	291,3	18:22'39.785	13	32.181	30.310	21.403	17.820	1'41.714	302,7	18:22'43.864
14	32.233	30.410	21.687	17.731	1'42.061	294,5	18:24'21.846	14	32.206	30.450	21.415	17.957	1'42.028	301,0	18:24'25.892
15	32.215	30.561	21.527	17.795	1'42.098	291,3	18:26'03.944	15	32.232	30.419	21.428	17.987	1'42.066	301,8	18:26'07.958
16	32.225	30.505	21.455	17.795	1'41.980	294,5	18:27'45.924	16	32.190	30.378	21.406	17.899	1'41.873	301,0	18:27'49.831
17	32.310	30.504	21.491	17.752	1'42.057	293,7	18:29'27.981	17	32.222	30.261	21.426	17.840	1'41.749	301,8	18:29'31.580
18	32.333	30.524	21.599	18.133	1'42.589	300,2	18:31'10.570	18	32.031	30.378	21.599	17.819	1'41.827	304,4	18:31'13.407
19	32.276	30.685	21.574	17.828	1'42.363	299,3	18:32'52.933	19	32.092	30.445	21.586	17.833	1'41.956	302,7	18:32'55.363
20	32.201	30.633	21.674	17.880	1'42.388	296,9	18:34'35.321	20	32.426	30.566	21.657	17.793	1'42.442	292,9	18:34'37.805
Race Time 34'00.538								Race Time 34'03.022							
14° 53 T. RABAT [1'41.452]								17° 28 B. RAY [1'41.444]							
Lap	Seg1	Seg2	Seg3	Seg4	Lap Time	km/h	Local Time	Lap	Seg1	Seg2	Seg3	Seg4	Lap Time	km/h	Local Time
1		30.995	21.569	17.771	1'45.959	191,4	18:02'20.742	1		31.303	21.638	17.820	1'46.747	200,3	18:02'21.530
2	32.812	30.242	21.260	17.699	1'42.013	288,2	18:04'02.755	2	33.206	30.272	21.537	17.872	1'42.887	290,5	18:04'04.417
3	32.268	30.293	21.229	17.800	1'41.590	296,9	18:05'44.345	3	32.451	30.308	21.470	17.878	1'42.107	289,0	18:05'46.524
4	32.219	30.359	21.352	17.765	1'41.695	291,3	18:07'26.040	4	32.417	30.677	21.474	17.911	1'42.479	303,5	18:07'29.003
5	32.142	30.275	21.442	17.715	1'41.574	296,9	18:09'07.614	5	32.309	30.364	21.419	17.863	1'41.955	296,1	18:09'10.958
6	32.425	30.492	21.321	17.666	1'41.904	288,2	18:10'49.518	6	32.111	30.227	21.460	17.832	1'41.630	305,2	18:10'52.588
7	32.044	30.305	21.359	17.744	1'41.452	298,5	18:12'30.970	7	31.936	30.273	21.390	17.845	1'41.444	307,8	18:12'34.032
8	32.153	30.299	21.327	17.779	1'41.558	291,3	18:14'12.528	8	31.972	30.473	21.363	17.921	1'41.729	301,8	18:14'15.761
9	32.080	30.218	21.438	17.781	1'41.517	295,3	18:15'54.045								
10	32.303	30.235	21.365	17.752	1'41.655	294,5	18:17'35.700								
11	32.035	30.400	21.333	17.764	1'41.532	302,7	18:19'17.232								
12	32.230	30.466	21.332	17.831	1'41.859	302,7	18:20'59.091								
13	32.264	30.337	21.387	17.837	1'41.825	292,1	18:22'40.916								
14	32.257	30.331	21.371	17.859	1'41.818	303,5	18:24'22.734								

10/08/2024 P = Pits In/Out - C = Lap Time Cancelled

These data/results cannot be reproduced, stored and/or transmitted in whole or in part by any manner of electronic, mechanical, photocopying, recording, broadcasting or otherwise now known or herein after developed without the previous express consent by the copyright owner, except for reproduction in daily press and regular printed publications on sale to the public within 60 days of the event related to those data/results and always provided that copyright symbol appears together as follows below.

© DORNA WSBK ORGANIZATION Srl 2024



Portimao 4.592 m

Pirelli Portuguese Round, 9-11 August 2024
Chronological Analysis Race 1

Start at 18:00'34.783

4 / 4

9	32.141	30.299	21.334	17.893	1'41.667	306,1	18:15'57.428	3	32.736	31.040	21.754	18.060	1'43.590	300,2	18:05'49.148
10	32.009	30.337	21.388	17.824	1'41.558	303,5	18:17'38.986	4	32.894	31.160	21.812	18.036	1'43.902	302,7	18:07'33.050
11	32.045	30.425	21.341	17.855	1'41.666	306,1	18:19'20.652	5	33.040	31.345	22.136	18.136	1'44.657	296,9	18:09'17.707
12	32.264	30.314	21.480	17.831	1'41.889	296,9	18:21'02.541	6	32.795	30.959	21.566	18.017	1'43.337	296,9	18:11'01.044
13	32.206	30.284	21.504	17.869	1'41.863	302,7	18:22'44.404	7	32.512	31.031	21.791	18.012	1'43.346	302,7	18:12'44.390
14	32.178	30.366	21.392	17.885	1'41.821	304,4	18:24'26.225	8	32.747	30.939	22.103	18.003	1'43.792	298,5	18:14'28.182
15	32.235	30.426	21.413	17.910	1'41.984	305,2	18:26'08.209	9	33.011	31.131	22.033	17.971	1'44.146	297,7	18:16'12.328
16	32.314	30.389	21.425	17.868	1'41.996	296,9	18:27'50.205	10	33.035	30.947	21.858	17.931	1'43.771	293,7	18:17'56.099
17	32.241	30.489	21.466	17.898	1'42.094	301,8	18:29'32.299	11	32.590	30.865	21.760	17.966	1'43.181	296,1	18:19'39.280
18	32.268	30.395	21.448	17.913	1'42.024	303,5	18:31'14.323	12	32.778	30.874	21.743	18.088	1'43.483C	293,7	18:21'22.763
19	32.096	30.415	21.430	17.790	1'41.731	306,1	18:32'56.054	13	32.776	30.965	21.747	17.950	1'43.438	293,7	18:23'06.201
20	32.360	30.538	21.604	17.949	1'42.451	307,0	18:34'38.505	14	32.554	31.515	21.720	18.153	1'43.942	296,1	18:24'50.143

Race Time 34'03.722

18° 10 H. SYAHRIN [1'42.125]							
Lap	Seg1	Seg2	Seg3	Seg4	Lap Time	km/h	Local Time
1		31.744	21.693	17.749	1'46.994	204,8	18:02'21.777
2	33.158	30.471	21.541	17.711	1'42.881	275,0	18:04'04.658
3	32.413	30.466	21.513	17.782	1'42.174	283,7	18:05'46.832
4	32.336	30.778	21.579	17.782	1'42.475	294,5	18:07'29.307
5	32.296	30.484	21.521	17.824	1'42.125	300,2	18:09'11.432
6	32.121	30.534	21.645	17.893	1'42.193	301,0	18:10'53.625
7	32.232	30.587	21.672	18.040	1'42.531	310,5	18:12'36.156
8	32.445	30.758	21.856	18.048	1'43.107	296,1	18:14'19.263
9	32.459	30.634	21.713	18.049	1'42.855	299,3	18:16'02.118
10	32.503	30.664	21.694	18.076	1'42.937	303,5	18:17'45.055
11	32.526	30.704	21.712	18.167	1'43.109	300,2	18:19'28.164
12	32.565	30.598	22.321	18.165	1'43.649C	302,7	18:21'11.813
13	32.544	30.753	21.773	18.199	1'43.269	304,4	18:22'55.082
14	32.666	30.789	21.988	18.284	1'43.727	304,4	18:24'38.809
15	32.658	30.797	21.857	18.213	1'43.525	302,7	18:26'22.334
16	32.463	30.830	21.805	18.257	1'43.355	306,1	18:28'05.689
17	32.530	30.871	21.866	18.160	1'43.427	304,4	18:29'49.116
18	32.486	30.938	21.800	18.289	1'43.513	305,2	18:31'32.629
19	32.528	30.888	21.825	18.260	1'43.501	307,0	18:33'16.130
20	32.752	31.004	21.903	18.286	1'43.945	307,8	18:35'00.075

Race Time 34'25.292

19° 75 I. LOPES [1'43.122]							
Lap	Seg1	Seg2	Seg3	Seg4	Lap Time	km/h	Local Time
1		31.378	21.899	18.003	1'47.808	202,9	18:02'22.591
2	33.461	30.738	21.624	17.953	1'43.776	292,9	18:04'06.367
3	33.005	30.823	21.683	18.098	1'43.609	309,6	18:05'49.976
4	32.782	31.026	21.846	18.041	1'43.695	293,7	18:07'33.671
5	32.693	31.029	21.720	18.126	1'43.568	300,2	18:09'17.239
6	32.623	30.884	21.701	18.083	1'43.291	308,7	18:11'00.530
7	32.578	31.056	21.804	18.206	1'43.644	305,2	18:12'44.174
8	32.606	31.053	21.922	18.247	1'43.828	306,1	18:14'28.002
9	32.869	31.005	21.993	18.186	1'44.053	297,7	18:16'12.055
10	33.129	30.880	21.860	17.989	1'43.858	292,1	18:17'55.913
11	32.565	30.836	21.700	18.073	1'43.174	295,3	18:19'39.087
12	32.723	30.800	21.719	18.129	1'43.371C	297,7	18:21'22.458
13	32.719	30.718	21.775	18.123	1'43.335	296,1	18:23'05.793
14	32.704	30.826	21.820	18.180	1'43.530	296,1	18:24'49.323
15	32.695	30.784	21.687	18.084	1'43.250	299,3	18:26'32.573
16	32.536	30.696	21.787	18.132	1'43.151	300,2	18:28'15.724
17	32.550	31.153	21.686	18.175	1'43.564	302,7	18:29'59.288
18	32.657	30.951	21.774	18.216	1'43.598	304,4	18:31'42.886
19	32.562	30.756	21.723	18.081	1'43.122	302,7	18:33'26.008
20	32.552	30.788	21.855	18.078	1'43.273	303,5	18:35'09.281

Race Time 34'34.498

20° 27 A. NORRODIN [1'42.883]							
Lap	Seg1	Seg2	Seg3	Seg4	Lap Time	km/h	Local Time
1		31.428	21.901	17.894	1'47.892	203,3	18:02'22.675
2	32.784	30.578	21.694	17.827	1'42.883	294,5	18:04'05.558

Race Time 13'08.459

RET 45 S. REDDING [1'42.199]								
Lap	Seg1	Seg2	Seg3	Seg4	Lap Time	km/h	Local Time	
1			31.000	21.486	17.798	1'45.790	198,1	18:02'20.573
2	33.242	30.351	21.399	18.091	1'43.083	297,7	18:04'03.656	
3	32.295	30.506	21.467	17.951	1'42.219	292,1	18:05'45.875	
4	32.443	31.090	21.436	17.848	1'42.817	299,3	18:07'28.692	
5	32.302	31.823	21.843	17.994	1'43.962	297,7	18:09'12.654	
6	34.984	31.023	25.189	18.380	1'49.576	309,6	18:11'02.230	
7	32.719	30.817	21.757	18.027	1'43.320	307,0	18:12'45.550	
8	32.326	30.807	21.815	17.986	1'42.934	301,0	18:14'28.484	
9	32.697	30.885	22.033	18.061	1'43.676	287,4	18:16'12.160	
10	32.469	30.724	21.694	17.977	1'42.864	311,4	18:17'55.024	
11	32.195	30.458	21.566	17.980	1'42.199	304,4	18:19'37.223	
12	32.198	30.910	21.533	18.067	1'42.708C	307,8	18:21'19.931	
13	32.456	30.682	21.787	18.079	1'43.004	298,5	18:23'02.935	
14	32.280	31.423	21.786	18.186	1'43.675	301,8	18:24'46.610	
15	32.626	30.814	21.860	18.185	1'43.485	300,2	18:26'30.095	
16	32.273	30.508	21.438	18.022	1'42.241	306,1	18:28'12.336	
17	32.425					307,0		

Race Time 27'37.553

RET 29 A. IANNONE [1'41.005]								
Lap	Seg1	Seg2	Seg3	Seg4	Lap Time	km/h	Local Time	
1			30.883	21.469	17.454	1'45.140	200,7	18:02'19.923
2	32.192	30.275	21.362	17.502	1'41.331	287,4	18:04'01.254	
3	32.878	30.117	21.285	17.574	1'41.854	294,5	18:05'43.108	
4	32.081	30.444	21.369	17.619	1'41.513	294,5	18:07'24.621	
5	32.073	30.426	21.383	17.623	1'41.505	292,9	18:09'06.126	
6	31.936	30.338	21.334	17.621	1'41.229	297,7	18:10'47.355	
7	31.944	30.342	21.338	17.647	1'41.271	300,2	18:12'28.626	
8	31.884	30.186	21.349	17.586	1'41.005	296,1	18:14'09.631	
9	31.962	30.172	21.547	17.643	1'41.324	300,2	18:15'50.955	
10	32.147	30.571	21.562	17.650	1'41.930	298,5	18:17'32.885	
11	32.145	30.563	21.362	17.703	1'41.773	298,5	18:19'14.658	
12						293,7		

Race Time 18'39.875

23° 5 P. OETTL [1'42.976]								
Lap	Seg1	Seg2	Seg3	Seg4	Lap Time	km/h	Local Time	
1			31.421	21.798	17.803	1'47.319	202,9	18:02'22.102
2	33.040	30.495	21.685	17.756	1'42.976	292,9	18:04'05.078	
3	32.396	42.242	27.806	41.795	2'24.239P	299,3	18:06'29.317	
4	3'34.235	31.464	21.715	18.187	4'45.601P		18:11'14.918	
5	32.452	49.681	24.866	41.325	2'28.324P	303,5	18:13'43.242	

Race Time 13'08.459

10/08/2024

P = Pits In/Out - C = Lap Time Cancelled

These data/results cannot be reproduced, stored and/or transmitted in whole or in part by any manner of electronic, mechanical, photocopying, recording, broadcasting or otherwise now known or herein after developed without the previous express consent by the copyright owner, except for reproduction in daily press and regular printed publications on sale to the public within 60 days of the event related to those data/results and always provided that copyright symbol appears together as follows below.

© DORNA WSBK ORGANIZATION Srl 2024