

Portimao 4.592 m

Pirelli Portuguese Round, 9-11 August 2024

Chronological Analysis Race 2

Start at 18:00'25.217

1 / 4

1° 54 T. RAZGATLIOGLU [1'40.782]							
Lap	Seg1	Seg2	Seg3	Seg4	Lap Time	km/h	Local Time
1		30.076	21.413	18.038	1'42.914	170,9	18:02'08.131
2	31.818	30.730	21.389	17.802	1'41.739	304,4	18:03'49.870
3	32.451	30.613	21.238	17.843	1'42.145	293,7	18:05'32.015
4	32.150	30.282	21.386	17.840	1'41.658	302,7	18:07'13.673
5	31.664	29.761	21.386	17.971	1'40.782	310,5	18:08'54.455
6	31.588	30.010	21.176	18.260	1'41.034	306,1	18:10'35.489
7	31.674	30.135	21.257	18.066	1'41.132	307,8	18:12'16.621
8	31.687	29.935	21.271	18.052	1'40.945	308,7	18:13'57.566
9	31.631	29.928	21.245	17.997	1'40.801	307,0	18:15'38.367
10	31.753	29.998	21.280	18.097	1'41.128	306,1	18:17'19.495
11	31.659	29.957	21.474	18.276	1'41.366	307,8	18:19'00.861
12	31.787	29.999	21.253	18.149	1'41.188	307,0	18:20'42.049
13	31.811	29.986	21.257	18.102	1'41.156	307,8	18:22'23.205
14	31.714	30.156	21.283	18.152	1'41.305	309,6	18:24'04.510
15	31.793	30.168	21.332	18.192	1'41.485	309,6	18:25'45.995
16	32.116	30.523	21.466	18.314	1'42.419	301,0	18:27'28.414
17	31.925	30.128	21.261	18.226	1'41.540	307,0	18:29'09.954
18	31.772	29.977	21.288	18.240	1'41.277	306,1	18:30'51.231
19	32.230	30.108	21.288	18.226	1'41.852	310,5	18:32'33.083
20	31.608	29.897	21.406	18.361	1'41.272	308,7	18:34'14.355
Race Time 33'49.138							

16	32.031	30.440	21.426	18.315	1'42.212	299,3	18:27'32.601
17	32.207	30.054	21.376	18.146	1'41.783	296,1	18:29'14.384
18	32.112	30.107	21.362	18.183	1'41.764	300,2	18:30'56.148
19	32.066	30.180	21.514	18.211	1'41.971	301,8	18:32'38.119
20	32.282	30.404	21.495	18.354	1'42.535	301,0	18:34'20.654
Race Time 33'55.437							

2° 11 N. BULEGA [1'40.827]							
Lap	Seg1	Seg2	Seg3	Seg4	Lap Time	km/h	Local Time
1		30.703	21.455	17.696	1'43.705	184,0	18:02'08.922
2	32.178	30.123	21.409	17.641	1'41.351	286,7	18:03'50.273
3	32.247	30.234	21.639	17.671	1'41.791	291,3	18:05'32.064
4	32.327	30.372	21.391	17.665	1'41.755	285,2	18:07'13.819
5	32.349	30.323	21.366	17.666	1'41.704	291,3	18:08'55.523
6	32.549	30.080	21.393	17.617	1'41.639	294,5	18:10'37.162
7	31.917	30.133	21.410	17.685	1'41.145	308,7	18:12'18.307
8	32.017	30.454	21.172	17.688	1'41.331	304,4	18:13'59.638
9	31.941	30.049	21.225	17.671	1'40.886	305,2	18:15'40.524
10	32.069	30.124	21.223	17.671	1'41.087	296,1	18:17'21.611
11	31.926	30.237	21.414	17.725	1'41.302	304,4	18:19'02.913
12	31.847	29.930	21.304	17.746	1'40.827	305,2	18:20'43.740
13	31.904	30.034	21.332	17.716	1'40.986	304,4	18:22'24.726
14	31.956	29.980	21.222	17.781	1'40.939	304,4	18:24'05.665
15	31.908	30.111	21.297	17.828	1'41.144	302,7	18:25'46.809
16	32.061	30.227	21.414	17.884	1'41.586	301,0	18:27'28.395
17	32.221	30.187	21.386	17.835	1'41.629	302,7	18:29'10.024
18	32.064	30.052	21.335	17.819	1'41.270	300,2	18:30'51.294
19	32.284	30.232	21.363	17.954	1'41.833	299,3	18:32'33.127
20	31.974	30.041	21.469	17.779	1'41.263	292,9	18:34'14.390
Race Time 33'49.173							

4° 29 A. IANNONE [1'41.242]								
Lap	Seg1	Seg2	Seg3	Seg4	Lap Time	km/h	Local Time	
1			30.691	21.492	17.638	1'43.925	190,4	18:02'09.142
2	32.206	30.323	21.627	17.647	1'41.803	289,0	18:03'50.945	
3	32.312	30.396	21.335	17.637	1'41.680	302,7	18:05'32.625	
4	32.215	30.293	21.521	17.636	1'41.665	292,1	18:07'14.290	
5	32.034	30.488	21.316	17.655	1'41.493	301,0	18:08'55.783	
6	32.082	30.110	21.394	17.656	1'41.242	291,3	18:10'37.025	
7	32.179	30.420	21.355	17.714	1'41.668	295,3	18:12'18.693	
8	32.041	30.330	21.426	17.681	1'41.478	286,7	18:14'00.171	
9	31.932	30.142	21.436	17.797	1'41.307	296,9	18:15'41.478	
10	31.949	30.194	21.381	17.842	1'41.366	304,4	18:17'22.844	
11	31.939	30.732	21.398	17.877	1'41.946	304,4	18:19'04.790	
12	32.021	30.252	21.411	17.930	1'41.614	301,0	18:20'46.404	
13	31.861	30.158	21.476	17.848	1'41.343	304,4	18:22'27.747	
14	32.051	30.072	21.548	17.887	1'41.558	303,5	18:24'09.305	
15	31.901	30.844	21.469	17.969	1'42.183	301,0	18:25'51.488	
16	32.301	30.465	21.504	18.084	1'42.354	300,2	18:27'33.842	
17	32.356	30.353	21.532	17.975	1'42.216	291,3	18:29'16.058	
18	32.251	30.465	21.532	18.041	1'42.289	292,9	18:30'58.347	
19	32.496	30.706	21.714	18.095	1'43.011	290,5	18:32'41.358	
20	32.524	30.548	21.544	18.096	1'42.712	291,3	18:34'24.070	
Race Time 33'58.853								

3° 22 A. LOWES [1'41.051]							
Lap	Seg1	Seg2	Seg3	Seg4	Lap Time	km/h	Local Time
1		30.078	21.360	17.841	1'42.963	174,2	18:02'08.180
2	32.089	30.211	21.300	18.050	1'41.650	298,5	18:03'49.830
3	32.422	30.304	21.438	17.906	1'42.070	301,0	18:05'31.900
4	31.877	29.970	21.190	18.014	1'41.051	304,4	18:07'12.951
5	31.896	30.060	21.370	18.087	1'41.413	299,3	18:08'54.364
6	32.086	29.920	21.178	18.049	1'41.233	296,9	18:10'35.597
7	32.672	29.953	21.188	17.998	1'41.811	302,7	18:12'17.408
8	32.098	30.050	21.355	17.994	1'41.497	299,3	18:13'58.905
9	31.991	29.938	21.334	17.939	1'41.202	297,7	18:15'40.107
10	32.161	29.973	21.341	17.992	1'41.467	301,0	18:17'21.574
11	32.387	30.073	21.431	17.910	1'41.801	301,0	18:19'03.375
12	32.035	30.098	21.179	17.988	1'41.300	301,0	18:20'44.675
13	32.019	30.090	21.355	18.090	1'41.554	301,0	18:22'26.229
14	31.874	30.249	21.432	18.064	1'41.619	304,4	18:24'07.848
15	31.775	31.100	21.443	18.223	1'42.541	302,7	18:25'50.389

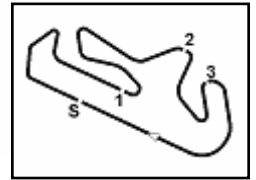
5° 9 D. PETRUCCI [1'41.414]								
Lap	Seg1	Seg2	Seg3	Seg4	Lap Time	km/h	Local Time	
1			30.590	21.440	17.875	1'43.642	177,1	18:02'08.859
2	32.145	30.550	21.502	17.869	1'42.066	299,3	18:03'50.925	
3	32.666	30.408	21.287	17.858	1'42.219	292,1	18:05'33.144	
4	32.081	30.247	21.450	17.873	1'41.651	299,3	18:07'14.795	
5	32.009	30.290	21.430	18.003	1'41.732	302,7	18:08'56.527	
6	32.048	30.060	21.409	17.897	1'41.414	304,4	18:10'37.941	
7	32.000	30.197	21.428	17.996	1'41.621	305,2	18:12'19.562	
8	31.787	30.358	21.425	17.928	1'41.498	306,1	18:14'01.060	
9	31.982	30.210	21.501	18.014	1'41.707	303,5	18:15'42.767	
10	32.127	30.052	21.430	18.009	1'41.618	303,5	18:17'24.385	
11	32.053	30.248	21.536	17.962	1'41.799	302,7	18:19'06.184	
12	32.087	30.242	21.459	17.990	1'41.778	309,6	18:20'47.962	
13	32.146	30.298	21.474	18.086	1'42.004	314,1	18:22'29.966	
14	32.565	30.233	21.553	18.115	1'42.466	303,5	18:24'12.432	
15	32.221	30.426	21.607	18.123	1'42.377	303,5	18:25'54.809	
16	32.006	30.268	21.505	18.256	1'42.035	311,4	18:27'36.844	
17	32.413	30.387	21.614	18.079	1'42.493	302,7	18:29'19.337	
18	32.073	30.256	21.547	18.166	1'42.042	306,1	18:31'01.379	
19	32.080	30.338	21.578	18.149	1'42.145	307,0	18:32'43.524	
20	32.156	30.329	21.510	18.154	1'42.149	305,2	18:34'25.673	
Race Time 34'00.456								

6° 65 J. REA [1'41.444]								
Lap	Seg1	Seg2	Seg3	Seg4	Lap Time	km/h	Local Time	
1			30.995	21.690	17.843	1'44.876	185,9	18:02'10.093
2	32.339	30.142	21.386	17.688	1'41.555	298,5	18:03'51.648	
3	32.342	30.370	21.480	17.760	1'41.952	291,3	18:05'33.600	
4	32.255	30.249	21.389	17.898	1'41.791	292,9	18:07'15.391	
5	32.490	30.024	21.426	18.008	1'41.948	301,0	18:08'57.339	
6	32.210	30.144	21.339	17.959	1'41.652	299,3	18:10'38.991	
7	32.064	30.092	21.374	18.022	1'41.552	301,0	18:12'20.543	
8	32.008	30.148	21.461	18.002	1'41.619	302,7	18:14'02.162	
9	32.133	30.145	21.238	17.928	1'41.444	301,8	18:15'43.606	

11/08/2024 P = Pits In/Dut - C = Lap Time Cancelled

These data/results cannot be reproduced, stored and/or transmitted in whole or in part by any manner of electronic, mechanical, photocopying, recording, broadcasting or otherwise now known or herein after developed without the previous express consent by the copyright owner, except for reproduction in daily press and regular printed publications on sale to the public within 60 days of the event related to those data/results and always provided that copyright symbol appears together as follows below.

© DORNA WSBK ORGANIZATION Srl 2024



Portimao 4.592 m

Pirelli Portuguese Round, 9-11 August 2024
Chronological Analysis Race 2

Start at 18:00'25.217

2 / 4

10	32.031	30.108	21.309	18.070	1'41.518	301,0	18:17'25.124	4	32.050	30.431	21.779	17.884	1'42.144	298,5	18:07'15.592
11	32.061	30.209	21.443	18.126	1'41.839	301,0	18:19'06.963	5	31.875	30.398	21.746	17.940	1'41.959	303,5	18:08'57.551
12	32.089	30.161	21.395	18.071	1'41.716	302,7	18:20'48.679	6	32.284	30.322	21.383	17.956	1'41.945	285,9	18:10'39.496
13	32.099	30.275	21.534	18.115	1'42.023	303,5	18:22'30.702	7	31.980	30.313	21.823	17.835	1'41.951	299,3	18:12'21.447
14	32.291	30.248	21.608	18.167	1'42.314	299,3	18:24'13.016	8	32.130	30.393	21.474	17.917	1'41.914	290,5	18:14'03.361
15	32.098	30.271	21.536	18.086	1'41.991	306,1	18:25'55.007	9	32.150	30.399	21.544	17.975	1'42.068	300,2	18:15'45.429
16	32.290	30.262	21.572	18.111	1'42.235	302,7	18:27'37.242	10	32.315	30.462	21.520	17.984	1'42.281	301,8	18:17'27.710
17	32.304	30.317	21.613	17.978	1'42.212	298,5	18:29'19.454	11	32.036	30.435	21.515	17.997	1'41.983	300,2	18:19'09.693
18	32.477	30.341	21.522	17.936	1'42.276	299,3	18:31'01.730	12	32.012	30.474	21.525	18.074	1'42.085	303,5	18:20'51.778
19	32.121	30.277	21.855	17.894	1'42.147	305,2	18:32'43.877	13	32.430	30.422	21.509	17.939	1'42.300	301,8	18:22'34.078
20	32.190	30.233	21.471	18.012	1'41.906	307,0	18:34'25.783	14	32.212	30.626	21.793	18.003	1'42.634	292,1	18:24'16.712

Race Time 34'00.566

7° 60 M. VAN DER MARK [1'41.346]

Lap	Seg1	Seg2	Seg3	Seg4	Lap Time	km/h	Local Time
1		30.529	21.453	17.812	1'43.346	175,1	18:02'08.563
2	32.112	30.244	21.360	17.630	1'41.346	299,3	18:03'49.909
3	32.138	30.321	21.488	17.947	1'41.894	297,7	18:05'31.803
4	32.256	30.258	21.373	17.859	1'41.746	301,8	18:07'13.549
5	32.232	30.151	21.387	17.899	1'41.669	303,5	18:08'55.218
6	32.356	30.105	21.303	17.799	1'41.563	305,2	18:10'36.781
7	32.049	30.190	21.418	17.847	1'41.504	304,4	18:12'18.285
8	31.950	30.416	21.585	17.835	1'41.786	303,5	18:14'00.071
9	32.451	30.300	21.467	17.885	1'42.103	300,2	18:15'42.174
10	32.124	30.347	21.443	18.003	1'41.917	302,7	18:17'24.091
11	32.037	30.301	21.539	17.959	1'41.836	302,7	18:19'05.927
12	32.137	30.221	21.502	17.977	1'41.837	301,0	18:20'47.764
13	32.323	30.527	21.577	17.895	1'42.322	305,2	18:22'30.086
14	32.178	30.624	21.598	17.992	1'42.392	307,8	18:24'12.478
15	31.855	30.536	21.530	18.191	1'42.112	304,4	18:25'54.590
16	32.411	30.409	21.515	18.059	1'42.394	301,0	18:27'36.984
17	32.001	30.459	21.578	18.132	1'42.170	308,7	18:29'19.154
18	32.572	30.339	21.518	17.978	1'42.407	300,2	18:31'01.561
19	32.069	30.427	21.751	17.963	1'42.210	304,4	18:32'43.771
20	32.069	30.622	21.516	17.895	1'42.102	305,2	18:34'25.873

Race Time 34'00.656

8° 31 G. GERLOFF [1'41.517]

Lap	Seg1	Seg2	Seg3	Seg4	Lap Time	km/h	Local Time
1		31.210	21.848	17.968	1'46.441	191,8	18:02'11.658
2	32.366	30.911	21.848	17.826	1'42.951	280,0	18:03'54.609
3	32.416	30.302	21.727	17.807	1'42.252	282,9	18:05'36.861
4	32.309	30.320	21.547	17.980	1'42.156	297,7	18:07'19.017
5	32.142	30.465	21.369	17.960	1'41.936	293,7	18:09'00.953
6	32.086	30.278	21.888	17.847	1'42.099	292,9	18:10'43.052
7	32.323	30.204	21.611	17.907	1'42.045	279,3	18:12'25.097
8	32.221	29.997	21.503	18.020	1'41.741	300,2	18:14'06.838
9	32.128	30.056	21.508	18.058	1'41.750	302,7	18:15'48.588
10	32.073	30.045	21.436	17.963	1'41.517	306,1	18:17'30.105
11	32.269	30.172	21.383	17.974	1'41.798	302,7	18:19'11.903
12	31.903	30.414	21.551	17.871	1'41.739	307,0	18:20'53.642
13	32.550	30.399	21.581	17.963	1'42.493	301,0	18:22'36.135
14	31.871	30.304	21.556	17.986	1'41.717	305,2	18:24'17.852
15	32.016	30.164	21.691	17.849	1'41.720	308,7	18:25'59.572
16	32.237	30.546	21.542	18.001	1'42.326	300,2	18:27'41.898
17	32.322	30.441	21.617	17.887	1'42.267	296,9	18:29'24.165
18	32.300	30.499	21.594	18.031	1'42.424	304,4	18:31'06.589
19	31.965	30.332	21.541	18.125	1'41.963	306,1	18:32'48.552
20	31.975	30.037	21.737	18.285	1'42.034	305,2	18:34'30.586

Race Time 34'05.369

9° 97 X. VIERGE [1'41.901]

Lap	Seg1	Seg2	Seg3	Seg4	Lap Time	km/h	Local Time
1		31.057	21.560	17.830	1'44.380	182,1	18:02'09.597
2	32.344	30.309	21.517	17.780	1'41.950	296,9	18:03'51.547
3	32.323	30.343	21.441	17.794	1'41.901	300,2	18:05'33.448

10° 77 D. AEGERTER [1'41.535]

Lap	Seg1	Seg2	Seg3	Seg4	Lap Time	km/h	Local Time
1		30.981	21.823	17.827	1'45.414	183,7	18:02'10.631
2	32.620	30.579	21.456	17.844	1'42.499	292,9	18:03'53.130
3	32.176	30.344	21.535	17.770	1'41.825	295,3	18:05'34.955
4	32.319	29.961	21.544	17.874	1'41.698	292,9	18:07'16.653
5	32.364	30.206	21.555	17.921	1'42.046	287,4	18:08'58.699
6	32.189	30.174	21.538	17.829	1'41.730	293,7	18:10'40.429
7	32.312	30.086	21.603	17.881	1'41.882	294,5	18:12'22.311
8	32.301	30.138	21.647	17.823	1'41.909	289,7	18:14'04.220
9	32.336	30.421	21.574	17.785	1'42.116	289,0	18:15'46.336
10	32.319	30.266	21.444	17.873	1'41.902	296,9	18:17'28.238
11	32.357	30.343	21.844	18.271	1'42.815	287,4	18:19'11.053
12	32.276	30.117	21.486	17.884	1'41.763	296,9	18:20'52.816
13	32.102	30.163	21.434	17.836	1'41.535	302,7	18:22'34.351
14	32.258	30.424	21.866	17.907	1'42.455	301,0	18:24'16.806
15	32.164	30.561	21.646	17.938	1'42.309	293,7	18:25'59.115
16	32.353	30.413	21.544	18.147	1'42.457	301,0	18:27'41.572
17	32.535	30.446	21.575	17.951	1'42.507	295,3	18:29'24.079
18	32.001	31.070	21.616	17.896	1'42.583	306,1	18:31'06.662
19	32.535	30.305	21.651	17.863	1'42.354	297,7	18:32'49.016
20	32.376	30.251	21.665	18.013	1'42.305	302,7	18:34'31.321

Race Time 34'06.104

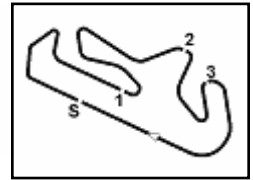
11° 55 A. LOCATELLI [1'41.743]

Lap	Seg1	Seg2	Seg3	Seg4	Lap Time	km/h	Local Time
1		30.800	21.677	17.773	1'44.740	184,6	18:02'09.957
2	32.734	30.645	21.432	17.796	1'42.607	292,1	18:03'52.564
3	32.310	30.355	21.430	17.824	1'41.919	288,2	18:05'34.483
4	32.186	30.148	21.464	18.046	1'41.844	294,5	18:07'16.327
5	32.456	30.234	21.504	17.933	1'42.127	287,4	18:08'58.454
6	32.192	30.198	21.546	17.807	1'41.743	298,5	18:10'40.197
7	32.285	30.169	21.541	17.957	1'41.952	294,5	18:12'22.149
8	32.137	30.279	21.596	17.935	1'41.947	296,1	18:14'04.096
9	32.329	30.370	21.546	17.890	1'42.135	296,9	18:15'46.231
10	32.597	30.407	21.514	17.953	1'42.471	290,5	18:17'28.702
11	32.314	30.320	21.622	18.155	1'42.411	295,3	18:19'11.113
12	32.529	30.367	21.602	18.004	1'42.502	286,7	18:20'53.615
13	32.382	30.454	21.516	18.129	1'42.481	287,4	18:22'36.096
14	32.343	30.246	21.596	18.041	1'42.226	294,5	18:24'18.322
15	32.176	30.432	21.565	18.094	1'42.267	301,8	18:26'00.589
16	32.301	30.554	21.697	18.216	1'42.768	302,7	18:27'43.357
17	32.218	30.403	21.514	17.997	1'42.132	300,2	18:29'25.489
18	32.285	30.298	21.556	18.104	1'42.243	299,3	18:31'07.732
19	32.279	30.404	21.522	18.108	1'42.313	300,2	18:32'50.045
20	32.325	30.370	21.590	18.163	1'42.448	301,0	18:34'32.493

11/08/2024 P = Pits In/Out - C = Lap Time Cancelled

These data/results cannot be reproduced, stored and/or transmitted in whole or in part by any manner of electronic, mechanical, photocopying, recording, broadcasting or otherwise now known or herein after developed without the previous express consent by the copyright owner, except for reproduction in daily press and regular printed publications on sale to the public within 60 days of the event related to those data/results and always provided that copyright symbol appears together as follows below.

© DORNA WSBK ORGANIZATION Srl 2024



Portimao 4.592 m

Pirelli Portuguese Round, 9-11 August 2024
Chronological Analysis Race 2

Start at 18:00'25.217

3 / 4

Race Time 34'07.276									
12° 87 R. GARDNER [1'41.621]									
Lap	Seg1	Seg2	Seg3	Seg4	Lap Time	km/h	Local Time		
1		30.843	21.809	18.016	1'46.001	192,1	18:02'11.218		
2	32.516	30.835	21.664	17.811	1'42.826	289,0	18:03'54.044		
3	32.060	30.366	21.344	17.851	1'41.621	299,3	18:05'35.665		
4	32.290	30.213	21.386	17.932	1'41.821	294,5	18:07'17.486		
5	32.450	30.796	21.397	18.027	1'42.670	279,3	18:09'00.156		
6	32.040	30.201	21.630	17.963	1'41.834	296,1	18:10'41.990		
7	32.023	30.517	21.448	17.959	1'41.947	297,7	18:12'23.937		
8	32.061	30.298	21.443	17.966	1'41.768	299,3	18:14'05.705		
9	32.201	30.347	21.500	18.013	1'42.061	300,2	18:15'47.766		
10	32.143	30.406	21.499	17.982	1'42.030	296,9	18:17'29.796		
11	32.319	30.323	21.791	18.055	1'42.488	298,5	18:19'12.284		
12	32.247	30.284	21.465	18.013	1'42.009	296,9	18:20'54.293		
13	32.238	30.482	21.498	18.095	1'42.313	305,2	18:22'36.606		
14	32.674	30.434	21.554	18.012	1'42.674	298,5	18:24'19.280		
15	32.429	30.344	21.459	18.069	1'42.301	294,5	18:26'01.581		
16	32.554	30.298	21.618	18.327	1'42.797	296,1	18:27'44.378		
17	32.046	30.252	21.499	17.990	1'41.787	298,5	18:29'26.165		
18	32.322	30.365	21.751	18.011	1'42.449	302,7	18:31'08.614		
19	32.241	30.423	21.511	18.058	1'42.233	300,2	18:32'50.847		
20	32.096	30.275	21.407	17.981	1'41.759	299,3	18:34'32.606		
Race Time 34'07.389									
13° 71 I. LECUONA [1'41.697]									
Lap	Seg1	Seg2	Seg3	Seg4	Lap Time	km/h	Local Time		
1		30.939	21.829	17.924	1'46.166	202,5	18:02'11.383		
2	32.554	30.872	21.660	17.821	1'42.907	284,4	18:03'54.290		
3	32.328	30.352	21.334	17.889	1'41.903	300,2	18:05'36.193		
4	32.257	30.396	21.378	17.935	1'41.966	296,9	18:07'18.159		
5	32.261	30.734	21.521	17.924	1'42.440	291,3	18:09'00.599		
6	32.333	30.234	21.651	18.026	1'42.244	299,3	18:10'42.843		
7	32.192	30.422	21.536	18.073	1'42.223	298,5	18:12'25.066		
8	32.480	30.443	21.517	17.990	1'42.430	299,3	18:14'07.496		
9	32.478	30.354	21.731	17.930	1'42.493	296,9	18:15'49.989		
10	32.166	30.579	21.561	18.045	1'42.351	301,0	18:17'32.340		
11	32.331	30.365	21.555	17.989	1'42.240	291,3	18:19'14.580		
12	32.165	30.390	21.532	18.025	1'42.112	300,2	18:20'56.692		
13	32.160	30.237	21.594	18.185	1'42.176	303,5	18:22'38.868		
14	31.965	30.542	21.523	18.064	1'42.094	307,0	18:24'20.962		
15	32.050	30.376	21.432	18.093	1'41.951	307,0	18:26'02.913		
16	32.105	30.631	21.443	18.229	1'42.408	305,2	18:27'45.321		
17	32.048	30.418	21.406	18.166	1'42.038	304,4	18:29'27.359		
18	31.917	30.381	21.464	17.935	1'41.697	307,8	18:31'09.056		
19	32.066	30.324	21.472	18.146	1'42.008	307,8	18:32'51.064		
20	32.167	30.367	21.480	18.236	1'42.250	305,2	18:34'33.314		
Race Time 34'08.097									
14° 45 S. REDDING [1'41.545]									
Lap	Seg1	Seg2	Seg3	Seg4	Lap Time	km/h	Local Time		
1		30.984	21.785	17.705	1'45.126	193,5	18:02'10.343		
2	32.580	30.229	21.385	17.881	1'42.075	280,0	18:03'52.418		
3	32.004	30.654	21.281	17.893	1'41.832	292,9	18:05'34.250		
4	32.090	30.189	21.472	17.794	1'41.545	298,5	18:07'15.795		
5	32.213	30.281	21.521	17.838	1'41.853	291,3	18:08'57.648		
6	32.379	30.243	21.632	17.939	1'42.193	288,2	18:10'39.841		
7	32.359	30.223	21.482	17.860	1'41.924	288,2	18:12'21.765		
8	32.164	30.472	21.526	17.916	1'42.078	288,2	18:14'03.843		
9	32.327	30.281	21.552	18.003	1'42.163	285,2	18:15'46.006		
10	32.273	30.351	21.517	17.953	1'42.094	291,3	18:17'28.100		
11	32.171	30.475	21.881	18.244	1'42.771	289,7	18:19'10.871		
12	32.167	30.740	21.660	18.090	1'42.657	297,7	18:20'53.528		
13	31.985	31.325	21.903	17.930	1'43.143	304,4	18:22'36.671		
14	32.291	30.399	21.644	18.117	1'42.451	300,2	18:24'19.122		
Race Time 34'10.158									
15° 47 A. BASSANI [1'41.439]									
Lap	Seg1	Seg2	Seg3	Seg4	Lap Time	km/h	Local Time		
1			31.008	21.685	17.848	1'45.071	194,9	18:02'10.288	
2	32.451	30.945	21.317	17.860	1'42.573	279,3	18:03'52.861		
3	32.077	30.603	21.308	17.830	1'41.818	280,0	18:05'34.679		
4	32.172	30.191	21.436	17.867	1'41.666	280,0	18:07'16.345		
5	32.118	30.114	21.387	17.820	1'41.439	289,0	18:08'57.784		
6	32.437	30.220	21.633	17.839	1'42.129	273,6	18:10'39.913		
7	31.868	30.163	21.479	17.968	1'41.478	300,2	18:12'21.391		
8	31.940	30.810	21.528	17.938	1'42.216	301,8	18:14'03.607		
9	32.210	30.326	21.527	17.978	1'42.041	288,2	18:15'45.648		
10	32.337	30.450	21.451	17.948	1'42.186	296,1	18:17'27.834		
11	32.146	30.413	21.508	17.836	1'41.903	282,9	18:19'09.737		
12	32.180	30.471	21.488	17.969	1'42.108	289,0	18:20'51.845		
13	32.007	30.300	21.575	18.113	1'41.995	299,3	18:22'33.840		
14	32.124	30.711	21.798	18.132	1'42.765	302,7	18:24'16.605		
15	32.556	30.705	21.604	18.053	1'42.918	289,7	18:25'59.523		
16	32.516	30.742	21.663	18.289	1'43.210	299,3	18:27'42.733		
17	32.058	30.875	21.586	18.148	1'42.667	304,4	18:29'25.400		
18	32.739	30.637	22.114	18.099	1'43.589	301,0	18:31'08.989		
19	32.557	30.904	21.637	18.267	1'43.365	292,9	18:32'52.354		
20	32.412	30.620	21.652	18.251	1'42.935	302,7	18:34'35.289		
Race Time 34'10.072									
16° 21 M. RINALDI [1'41.894]									
Lap	Seg1	Seg2	Seg3	Seg4	Lap Time	km/h	Local Time		
1			30.853	21.845	18.057	1'45.820	201,8	18:02'11.037	
2	32.430	31.000	22.081	17.949	1'43.460	289,7	18:03'54.497		
3	32.275	30.420	21.643	17.822	1'42.160	293,7	18:05'36.657		
4	32.287	30.412	21.439	17.880	1'42.018	296,1	18:07'18.675		
5	32.172	30.679	21.720	17.816	1'42.387	294,5	18:09'01.062		
6	32.325	30.380	21.609	17.747	1'42.061	293,7	18:10'43.123		
7	32.689	30.382	21.579	17.849	1'42.499	286,7	18:12'25.622		
8	32.265	30.319	21.570	17.799	1'41.953	291,3	18:14'07.575		
9	32.198	30.338	21.669	17.967	1'42.172	302,7	18:15'49.747		
10	32.028	31.195	21.532	17.897	1'42.652	301,8	18:17'32.399		
11	32.014	30.357	21.555	18.055	1'41.981	303,5	18:19'14.380		
12	32.123	30.258	21.591	18.115	1'42.087	301,8	18:20'56.467		
13	32.177	30.232	21.517	17.968	1'41.894	302,7	18:22'38.361		
14	31.888	30.431	21.582	18.043	1'41.944	302,7	18:24'20.305		
15	32.134	30.441	21.458	18.128	1'42.161	302,7	18:26'02.466		
16	32.092	31.415	21.511	18.105	1'43.123	301,8	18:27'45.589		
17	32.269	30.510	21.551	17.936	1'42.266	292,1	18:29'27.855		
18	32.273	30.451	21.608	17.956	1'42.288	301,0	18:31'10.143		
19	32.319	30.625	21.674	18.038	1'42.656	301,0	18:32'52.799		
20	32.298	30.618	21.677	17.983	1'42.576	299,3	18:34'35.375		
Race Time 34'10.158									
17° 53 T. RABAT [1'41.957]									
Lap	Seg1	Seg2	Seg3	Seg4	Lap Time	km/h	Local Time		
1			31.207	21.723	18.026	1'45.801	190,8	18:02'11.018	
2	32.510	30.493	21.441	17.874	1'42.318	287,4	18:03'53.336		
3	32.237	30.506	21.365	17.849	1'41.957	296,1	18:05'35.293		
4	32.228	30.364	21.436	18.053	1'42.081	294,5	18:07'17.374		
5	32.233	31.263	21.510	17.895	1'42.901	289,0	18:09'00.275		
6	32.366	30.250	22.116	17.934	1'42.666	293,7	18:10'42.941		
7	32.650	30.383	21.419	17.962	1'42.414	289,0	18:12'25.355		
8	32.324	30.854	21.548	17.863	1'42.589	290,5	18:14'07.944		

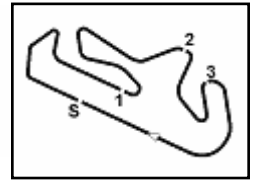
11/08/2024

P = Pits In/Out - C = Lap Time Cancelled

These data/results cannot be reproduced, stored and/or transmitted in whole or in part by any manner of electronic, mechanical, photocopying, recording, broadcasting or otherwise now known or herein after developed without the previous express consent by the copyright owner, except for reproduction in daily press and regular printed publications on sale to the public within 60 days of the event related to those data/results and always provided that copyright symbol appears together as follows below.

© DORNA WSBK ORGANIZATION Srl 2024





Portimao 4.592 m

Pirelli Portuguese Round, 9-11 August 2024
Chronological Analysis Race 2

Start at 18:00'25.217

4 / 4

9	32.344	30.435	21.591	17.929	1'42.299	286,7	18:15'50.243	3	32.673	30.898	21.963	18.295	1'43.829	293,7	18:05'41.009
10	32.158	30.886	21.499	18.046	1'42.589	292,1	18:17'32.832	4	32.816	30.845	21.991	18.227	1'43.879	289,7	18:07'24.888
11	32.173	30.497	21.517	18.004	1'42.191	296,9	18:19'15.023	5	32.741	30.800	21.934	18.396	1'43.871	293,7	18:09'08.759
12	32.276	30.375	21.548	18.143	1'42.342	301,0	18:20'57.365	6	32.735	30.946	22.066	18.396	1'44.143	293,7	18:10'52.902
13	32.181	30.487	21.456	18.167	1'42.291	301,0	18:22'39.656	7	32.722	31.050	21.973	18.467	1'44.212	289,0	18:12'37.114
14	32.211	30.552	21.506	18.064	1'42.333	297,7	18:24'21.989	8	32.826	31.008	21.899	18.498	1'44.231	295,3	18:14'21.345
15	32.111	30.511	21.590	18.223	1'42.435	301,8	18:26'04.424	9	32.792	31.210	21.965	18.387	1'44.354	292,1	18:16'05.699
16	32.294	30.647	21.593	18.306	1'42.840	302,7	18:27'47.264	10	32.668	31.095	22.017	18.361	1'44.141	292,1	18:17'49.840
17	32.273	30.528	21.552	18.277	1'42.630	295,3	18:29'29.894	11	32.768	31.151	22.014	18.386	1'44.319	292,1	18:19'34.159
18	32.272	30.617	21.440	18.155	1'42.484	302,7	18:31'12.378	12	32.701	30.967	21.910	18.387	1'43.965	293,7	18:21'18.124
19	32.312	30.581	21.500	18.278	1'42.671	304,4	18:32'55.049	13	32.624	31.127	21.974	18.330	1'44.055	295,3	18:23'02.179
20	32.193	30.533	21.596	18.302	1'42.624	301,8	18:34'37.673	14	32.732	30.999	22.008	18.318	1'44.057	293,7	18:24'46.236
Race Time 34'12.456															

18° 28 B. RAY [1'42.120]							
Lap	Seg.1	Seg.2	Seg.3	Seg.4	Lap Time	km/h	Local Time
1		31.257	21.632	17.996	1'46.630	196,3	18:02'11.847
2	32.484	30.777	21.812	18.019	1'43.092	282,9	18:03'54.939
3	32.569	30.311	21.580	17.942	1'42.402	281,5	18:05'37.341
4	32.357	30.278	21.543	18.154	1'42.332	292,9	18:07'19.673
5	32.215	30.478	21.419	18.112	1'42.224	300,2	18:09'01.897
6	32.171	30.342	21.526	18.141	1'42.180	297,7	18:10'44.077
7	32.135	30.455	21.459	18.097	1'42.146	302,7	18:12'26.223
8	32.082	30.521	21.560	18.121	1'42.284	302,7	18:14'08.507
9	32.261	30.351	21.552	18.023	1'42.187	301,0	18:15'50.694
10	32.240	30.634	21.521	18.089	1'42.484	301,8	18:17'33.178
11	32.257	30.265	21.622	18.106	1'42.250	301,0	18:19'15.428
12	32.189	30.360	21.481	18.090	1'42.120	300,2	18:20'57.548
13	32.292	30.399	21.532	18.141	1'42.364	295,3	18:22'39.912
14	32.285	30.379	21.657	18.141	1'42.462	301,0	18:24'22.374
15	32.131	30.380	21.601	18.332	1'42.444	301,8	18:26'04.818
16	32.204	30.631	21.680	18.335	1'42.850	301,8	18:27'47.668
17	32.260	30.392	21.637	18.264	1'42.553	300,2	18:29'30.221
18	32.367	30.537	21.485	18.192	1'42.581	298,5	18:31'12.802
19	32.301	30.461	21.561	18.374	1'42.697	300,2	18:32'55.499
20	32.119	30.443	21.584	18.128	1'42.274	301,0	18:34'37.773
Race Time 34'12.556							

19° 1 A. BAUTISTA [1'40.753]							
Lap	Seg.1	Seg.2	Seg.3	Seg.4	Lap Time	km/h	Local Time
1		30.898	21.574	17.649	1'44.397	186,2	18:02'09.614
2	32.108	30.319	21.452	17.584	1'41.463	303,5	18:03'51.077
3	31.969	30.275	21.383	17.623	1'41.250	304,4	18:05'32.327
4	32.351	30.284	21.361	17.739	1'41.735	295,3	18:07'14.062
5	31.995	30.284	21.280	17.652	1'41.211	302,7	18:08'55.273
6	31.959	30.139	21.288	17.782	1'41.168	302,7	18:10'36.441
7	32.027	30.127	21.210	17.771	1'41.135	307,0	18:12'17.576
8	31.585	30.253	21.290	17.878	1'41.006	306,1	18:13'58.582
9	31.797	30.202	21.200	17.760	1'40.959	307,0	18:15'39.541
10	31.768	30.271	21.212	17.926	1'41.177	307,0	18:17'20.718
11	31.709	30.183	21.426	17.958	1'41.276	307,0	18:19'01.994
12	31.595	30.129	21.266	17.763	1'40.753	307,8	18:20'42.747
13	31.704	30.156	21.290	17.743	1'40.893	307,8	18:22'23.640
14	31.748	30.160	21.236	17.921	1'41.065	304,4	18:24'04.705
15	31.915	30.216	21.290	17.867	1'41.288	304,4	18:25'45.993
16	32.164	52.298	21.740	18.086	2'04.288	296,9	18:27'50.281
17	31.941	30.772	21.586	17.996	1'42.295	307,0	18:29'32.576
18	31.917	30.689	21.491	18.071	1'42.168	307,8	18:31'14.744
19	32.052	30.611	21.420	17.979	1'42.062	305,2	18:32'56.806
20	31.914	30.586	21.566	18.034	1'42.100	307,0	18:34'38.906
Race Time 34'13.689							

20° 75 I. LOPES [1'43.829]							
Lap	Seg.1	Seg.2	Seg.3	Seg.4	Lap Time	km/h	Local Time
1		31.405	22.191	18.225	1'47.938	200,3	18:02'13.155
2	32.534	31.447	21.828	18.216	1'44.025	285,9	18:03'57.180

21° 5 P. OETTL [1'42.534]								
Lap	Seg.1	Seg.2	Seg.3	Seg.4	Lap Time	km/h	Local Time	
1			31.518	22.000	17.947	1'47.298	198,1	18:02'12.515
2	32.449	30.868	21.704	17.903	1'42.924	293,7	18:03'55.439	
3	32.501	30.536	21.731	17.911	1'42.679	291,3	18:05'38.118	
4	32.339	30.443	21.690	18.062	1'42.534	301,8	18:07'20.652	
5	32.331	30.821	21.503	18.394	2'03.049	295,3	18:09'23.701	
6	32.582	30.455	21.704	18.270	1'43.011	291,3	18:11'06.712	
7	32.514	30.443	21.996	18.197	1'43.150	292,9	18:12'49.862	
8	32.571	30.480	21.827	18.152	1'43.030	290,5	18:14'32.892	
9	32.646	30.760	21.895	18.207	1'43.508	292,9	18:16'16.400	
10	32.624	31.144	21.903	18.259	1'43.930	292,1	18:18'00.330	
11	32.730	30.673	21.897	18.264	1'43.564	292,1	18:19'43.894	
12	32.550	30.576	21.921	18.349	1'43.396	292,1	18:21'27.290	
13	32.613	30.790	21.824	18.349	1'43.576	292,1	18:23'10.866	
14	32.462	30.658	21.894	18.203	1'43.217	293,7	18:24'54.083	
15	32.521	31.092	21.970	18.253	1'43.836	293,7	18:26'37.919	
16	32.682	30.703	21.994	18.318	1'43.697	290,5	18:28'21.616	
17	32.667	30.719	22.043	18.173	1'43.602	291,3	18:30'05.218	
18	32.557	30.808	21.833	18.318	1'43.516	292,1	18:31'48.734	
19	32.725	31.160	21.934	18.250	1'44.069	294,5	18:33'32.803	
20	32.811	31.022	22.150	18.465	1'44.448	292,1	18:35'17.251	
Race Time 34'52.034								

22° 10 H. SYAHRIN [1'42.151]								
Lap	Seg.1	Seg.2	Seg.3	Seg.4	Lap Time	km/h	Local Time	
1			31.361	21.969	17.962	1'46.874	203,3	18:02'12.091
2	32.524	30.671	21.818	17.823	1'42.836	280,7	18:03'54.927	
3	32.368	30.337	21.587	17.881	1'42.173	291,3	18:05'37.100	
4	32.382	30.262	21.537	17.970	1'42.151	292,1	18:07'19.251	
5	32.144	30.418	21.650	18.047	1'42.259	292,1	18:09'01.510	
6	32.259	1'10.002	24.048	44.444	2'50.753P	294,5	18:11'52.263	
7	4'36.024	33.382	22.479	18.900	5'50.785P		18:17'43.048	
8	33.468	31.232	22.369	18.643	1'45.712	279,3	18:19'28.760	
9	33.138	30.971	21.913	18.353	1'44.375	285,2	18:21'13.135	
10	32.991	31.028	22.187	18.538	1'44.744	289,7	18:22'57.879	
11	32.844	30.754	22.062	18.409	1'44.069	290,5	18:24'41.948	
12	32.701	30.838	22.123	18.414	1'44.076	291,3	18:26'26.024	
13	32.898	30.705	21.881	18.418	1'43.902	288,2	18:28'09.926	
14	32.643	30.776	21.855	18.331	1'43.605	294,5	18:29'53.531	
15	32.597	30.727	21.815	18.331	1'43.470	296,1	18:31'37.001	
16	32.597	30.725	21.912	18.213	1'43.447	296,1	18:33'20.448	
17	32.718	30.792	21.883	18.372	1'43.765	298,5	18:35'04.213	
Race Time 34'38.996								

11/08/2024

P = Pits In/Out - C = Lap Time Cancelled

These data/results cannot be reproduced, stored and/or transmitted in whole or in part by any manner of electronic, mechanical, photocopying, recording, broadcasting or otherwise now known or herein after developed without the previous express consent by the copyright owner, except for reproduction in daily press and regular printed publications on sale to the public within 60 days of the event related to those data/results and always provided that copyright symbol appears together as follows below.

© DORNA WSBK ORGANIZATION Srl 2024