

No.	Rider	Nat	Team	Bike	Class	Time	Gap	Rel.	Laps	Speed	
										Avg	Max
1	54 T. RAZGATLIOGLU	TUR	ROKIT BMW Motorrad WorldSBK Team	BMW M1000 RR		1'40.116			5	165,120	319,6
2	22 A. LOWES	GBR	Kawasaki Racing Team WorldSBK	Kawasaki ZX-10RR		1'40.313	0.197	0.197	5	164,796	306,1
3	11 N. BULEGA	ITA	Aruba.it Racing - Ducati	Ducati Panigale V4R		1'40.460	0.344	0.147	5	164,555	312,3
4	65 J. REA	GBR	Pata Prometeon Yamaha	Yamaha YZF R1		1'40.586	0.470	0.126	5	164,349	308,7
5	1 A. BAUTISTA	ESP	Aruba.it Racing - Ducati	Ducati Panigale V4R		1'40.654	0.538	0.068	5	164,238	307,8
6	9 D. PETRUCCI	ITA	Barni Spark Racing Team	Ducati Panigale V4R	IND	1'40.658	0.542	0.004	5	164,231	313,2
7	29 A. IANNONE	ITA	Team GoEleven	Ducati Panigale V4R	IND	1'40.686	0.570	0.028	5	164,186	304,4
8	47 A. BASSANI	ITA	Kawasaki Racing Team WorldSBK	Kawasaki ZX-10RR		1'40.757	0.641	0.071	5	164,070	297,7
9	60 M. VAN DER MARK	NED	ROKIT BMW Motorrad WorldSBK Team	BMW M1000 RR		1'40.809	0.693	0.052	5	163,985	311,4
10	87 R. GARDNER	AUS	GYTR GRT Yamaha WorldSBK Team	Yamaha YZF R1		1'40.827	0.711	0.018	5	163,956	300,2
11	31 G. GERLOFF	USA	Bonovo Action BMW	BMW M1000 RR		1'40.835	0.719	0.008	5	163,943	311,4
12	55 A. LOCATELLI	ITA	Pata Prometeon Yamaha	Yamaha YZF R1		1'40.987	0.871	0.152	5	163,696	306,1
13	45 S. REDDING	GBR	Bonovo Action BMW	BMW M1000 RR		1'41.077	0.961	0.090	5	163,551	311,4
14	28 B. RAY	GBR	Yamaha Motoxrcing WorldSBK Team	Yamaha YZF R1	IND	1'41.105	0.989	0.028	5	163,505	307,8
15	97 X. VIERGE	ESP	Team HRC	Honda CBR1000 RR-R		1'41.184	1.068	0.079	5	163,378	304,4
16	53 T. RABAT	ESP	Kawasaki Puccetti Racing	Kawasaki ZX-10RR	IND	1'41.261	1.145	0.077	5	163,253	305,2
17	7 I. LECUONA	ESP	Team HRC	Honda CBR1000 RR-R		1'41.314	1.198	0.053	5	163,168	308,7
18	77 D. AEGERTER	SUI	GYTR GRT Yamaha WorldSBK Team	Yamaha YZF R1		1'41.434	1.318	0.120	5	162,975	306,1
19	21 M. RINALDI	ITA	Team Motocorsa Racing	Ducati Panigale V4R	IND	1'41.513	1.397	0.079	5	162,848	307,8
20	5 P. OETTL	GER	GMT94 Yamaha	Yamaha YZF R1	IND	1'42.441	2.325	0.928	5	161,373	308,7
21	10 H. SYHRIN	MAS	JDT Racing Team	Ducati Panigale V4R	IND	1'42.602	2.486	0.161	5	161,120	303,5
22	75 I. LOPES	POR	PETRONAS MIE Racing Honda	Honda CBR1000 RR-R	IND	1'42.856	2.740	0.254	5	160,722	306,1
23	27 A. NORRODIN	MAS	PETRONAS MIE Racing Honda	Honda CBR1000 RR-R	IND	1'44.800	4.684	1.944	4	157,740	303,5

Qualifying Lap Time (105% of 1'40.116): 1'45.122

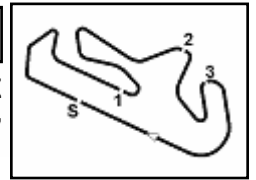
AIR	Humidity:	65%	Temp:	29°C
TRACK	Condition:	Dry	Temp:	38°C

Records	Pole	(SP)	2022	J.Rea	1'39.610	165,960	Km/h
	Race	(SPRC)	2023	T.Razgatioglu	1'39.826	165,600	Km/h
	All Times	(SP)	2022	J.Rea	1'39.610	165,960	Km/h

Start 11/08/2024 12:00 End 12:12 The results are provisional until the end of the time limit for protests and appeals and the completion of the technical checks.

These data/results cannot be reproduced, stored and/or transmitted in whole or in part by any manner of electronic, mechanical, photocopying, recording, broadcasting or otherwise now known or herein after developed without the previous express consent by the copyright owner, except for reproduction in daily press and regular printed publications on sale to the public within 60 days of the event related to those data/results and always provided that copyright symbol appears together as follows below.

© DORNA WSBK ORGANIZATION Srl 2024



Pirelli Portuguese Round, 9-11 August 2024

Results Warm Up

Session Highlights

Local Time	No. Rider	Description
12.00.00		Start of Session
12.09.52	5 P. OETTL	#5 On Asphalt - Rejoined - Turn 5
12.12.00		End of Session

Fastest Laps Sequence

No.	Rider	Nat	Team	Bike	Local Time	Time	Gap	Avg
75	I. LOPES	POR	PETRONAS MIE Racing Honda	Honda CBR1000 RR-R	12:03'40.269	1'43.529		159,677
7	I. LECUONA	ESP	Team HRC	Honda CBR1000 RR-R	12:03'43.230	1'41.790	-1.739	162,405
31	G. GERLOFF	USA	Bonovo Action BMW	BMW M 1000 RR	12:03'52.444	1'41.192	-0.598	163,365
97	X. VIERGE	ESP	Team HRC	Honda CBR1000 RR-R	12:03'53.021	1'41.184	-0.008	163,378
1	A. BAUTISTA	ESP	Aruba.it Racing - Ducati	Ducati Panigale V4R	12:03'54.310	1'41.006	-0.178	163,666
54	T. RAZGATLIOGLU	TUR	ROKIT BMW Motorrad WorldSBK Team	BMW M 1000 RR	12:03'54.582	1'40.380	-0.626	164,686
22	A. LOWES	GBR	Kawasaki Racing Team WorldSBK	Kawasaki ZX-10RR	12:05'47.812	1'40.313	-0.067	164,796
54	T. RAZGATLIOGLU	TUR	ROKIT BMW Motorrad WorldSBK Team	BMW M 1000 RR	12:07'16.891	1'40.116	-0.197	165,120

Start 11/08/2024 12:00 End 12:12 The results are provisional until the end of the time limit for protests and appeals and the completion of the technical checks.

These data/results cannot be reproduced, stored and/or transmitted in whole or in part by any manner of electronic, mechanical, photocopying, recording, broadcasting or otherwise now known or herein after developed without the previous express consent of the copyright owner, except for reproduction in daily press and regular printed publications on sale to the public within 60 days of the event related to those data/results and always provided that copyright symbol appears together as follows below.

© DORNA WSBK ORGANIZATION Srl 2024

Pirelli Portuguese Round, 9-11 August 2024

Best Sectors & Speed Warm Up

BEST LAP		
1	54 T. RAZGATLIOGLU	BMW M 1000 RR 1'40.116
2	22 A. LOWES	Kawasaki ZX-10RR 1'40.313
3	11 N. BULEGA	Ducati Panigale V4R 1'40.460
4	65 J. REA	Yamaha YZF R1 1'40.586
5	1 A. BAUTISTA	Ducati Panigale V4R 1'40.654
6	9 D. PETRUCCI	Ducati Panigale V4R 1'40.658
7	29 A. IANNONE	Ducati Panigale V4R 1'40.686
8	47 A. BASSANI	Kawasaki ZX-10RR 1'40.757
9	60 M. VAN DER MARK	BMW M 1000 RR 1'40.809
10	87 R. GARDNER	Yamaha YZF R1 1'40.827
11	31 G. GERLOFF	BMW M 1000 RR 1'40.835
12	55 A. LOCATELLI	Yamaha YZF R1 1'40.987
13	45 S. REDDING	BMW M 1000 RR 1'41.077
14	28 B. RAY	Yamaha YZF R1 1'41.105
15	97 X. VIERGE	Honda CBR1000 RR-R 1'41.184
16	53 T. RABAT	Kawasaki ZX-10RR 1'41.261
17	7 I. LECUONA	Honda CBR1000 RR-R 1'41.314
18	77 D. AEGERTER	Yamaha YZF R1 1'41.434
19	21 M. RINALDI	Ducati Panigale V4R 1'41.513
20	5 P. OETTL	Yamaha YZF R1 1'42.441
21	10 H. SYHRIN	Ducati Panigale V4R 1'42.602
22	75 I. LOPES	Honda CBR1000 RR-R 1'42.856
23	27 A. NORRODIN	Honda CBR1000 RR-R 1'44.800

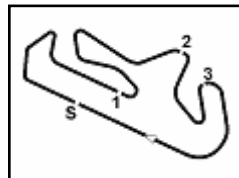
SPEED		
1	54 T. RAZGATLIOGLU	BMW M 1000 RR 319,6
2	9 D. PETRUCCI	Ducati Panigale V4R 313,2
3	11 N. BULEGA	Ducati Panigale V4R 312,3
4	31 G. GERLOFF	BMW M 1000 RR 311,4
5	45 S. REDDING	BMW M 1000 RR 311,4
6	60 M. VAN DER MARK	BMW M 1000 RR 311,4
7	7 I. LECUONA	Honda CBR1000 RR-R 308,7
8	5 P. OETTL	Yamaha YZF R1 308,7
9	65 J. REA	Yamaha YZF R1 308,7
10	21 M. RINALDI	Ducati Panigale V4R 307,8
11	28 B. RAY	Yamaha YZF R1 307,8
12	1 A. BAUTISTA	Ducati Panigale V4R 307,8
13	75 I. LOPES	Honda CBR1000 RR-R 306,1
14	55 A. LOCATELLI	Yamaha YZF R1 306,1
15	77 D. AEGERTER	Yamaha YZF R1 306,1
16	22 A. LOWES	Kawasaki ZX-10RR 306,1
17	53 T. RABAT	Kawasaki ZX-10RR 305,2
18	29 A. IANNONE	Ducati Panigale V4R 304,4
19	97 X. VIERGE	Honda CBR1000 RR-R 304,4
20	10 H. SYHRIN	Ducati Panigale V4R 303,5
21	27 A. NORRODIN	Honda CBR1000 RR-R 303,5
22	87 R. GARDNER	Yamaha YZF R1 300,2
23	47 A. BASSANI	Kawasaki ZX-10RR 297,7

SEG. 1		SEG. 2		SEG. 3		SEG. 4	
1	54 T. RAZGATLIOGLU 31.555	1	54 T. RAZGATLIOGLU 29.767	1	22 A. LOWES 21.023	1	22 A. LOWES 17.441
2	1 A. BAUTISTA 31.627	2	22 A. LOWES 29.785	2	54 T. RAZGATLIOGLU 21.074	2	11 N. BULEGA 17.449
3	11 N. BULEGA 31.759	3	65 J. REA 29.904	3	11 N. BULEGA 21.113	3	29 A. IANNONE 17.493
4	9 D. PETRUCCI 31.794	4	55 A. LOCATELLI 29.922	4	9 D. PETRUCCI 21.116	4	60 M. VAN DER MARK 17.509
5	22 A. LOWES 31.819	5	9 D. PETRUCCI 29.940	5	65 J. REA 21.124	5	1 A. BAUTISTA 17.510
6	65 J. REA 31.834	6	47 A. BASSANI 29.995	6	1 A. BAUTISTA 21.158	6	65 J. REA 17.526
7	28 B. RAY 31.855	7	87 R. GARDNER 30.000	7	31 G. GERLOFF 21.159	7	54 T. RAZGATLIOGLU 17.535
8	55 A. LOCATELLI 31.892	8	29 A. IANNONE 30.021	8	87 R. GARDNER 21.173	8	87 R. GARDNER 17.562
9	31 G. GERLOFF 31.895	9	11 N. BULEGA 30.054	9	45 S. REDDING 21.190	9	77 D. AEGERTER 17.565
10	29 A. IANNONE 31.898	10	31 G. GERLOFF 30.056	10	55 A. LOCATELLI 21.203	10	47 A. BASSANI 17.567
11	47 A. BASSANI 31.925	11	97 X. VIERGE 30.059	11	47 A. BASSANI 21.206	11	9 D. PETRUCCI 17.627
12	60 M. VAN DER MARK 31.928	12	60 M. VAN DER MARK 30.074	12	60 M. VAN DER MARK 21.252	12	45 S. REDDING 17.630
13	87 R. GARDNER 31.929	13	45 S. REDDING 30.101	13	29 A. IANNONE 21.255	13	31 G. GERLOFF 17.631
14	53 T. RABAT 31.930	14	28 B. RAY 30.127	14	28 B. RAY 21.277	14	53 T. RABAT 17.640
15	97 X. VIERGE 31.956	15	77 D. AEGERTER 30.133	15	77 D. AEGERTER 21.302	15	97 X. VIERGE 17.645
16	45 S. REDDING 32.014	16	7 I. LECUONA 30.183	16	53 T. RABAT 21.304	16	7 I. LECUONA 17.674
17	7 I. LECUONA 32.023	17	53 T. RABAT 30.187	17	7 I. LECUONA 21.317	17	55 A. LOCATELLI 17.683
18	21 M. RINALDI 32.027	18	1 A. BAUTISTA 30.239	18	21 M. RINALDI 21.321	18	21 M. RINALDI 17.699
19	77 D. AEGERTER 32.082	19	21 M. RINALDI 30.266	19	97 X. VIERGE 21.338	19	28 B. RAY 17.807
20	5 P. OETTL 32.264	20	5 P. OETTL 30.512	20	10 H. SYHRIN 21.581	20	5 P. OETTL 17.822
21	10 H. SYHRIN 32.366	21	10 H. SYHRIN 30.543	21	75 I. LOPES 21.649	21	10 H. SYHRIN 17.853
22	75 I. LOPES 32.450	22	75 I. LOPES 30.641	22	5 P. OETTL 21.696	22	75 I. LOPES 17.875
23	27 A. NORRODIN 33.132	23	27 A. NORRODIN 31.444	23	27 A. NORRODIN 22.112	23	27 A. NORRODIN 17.986

11/08/2024

These data/results cannot be reproduced, stored and/or transmitted in whole or in part by any manner of electronic, mechanical, photocopying, recording, broadcasting or otherwise now known or herein after developed without the previous express consent by the copyright owner, except for reproduction in daily press and regular printed publications on sale to the public within 60 days of the event related to those data/results and always provided that copyright symbol appears together as follows below.

© DORNA WSBK ORGANIZATION Srl 2024



Portimao 4.592 m

Pirelli Portuguese Round, 9-11 August 2024

Ideal Times Warm Up

No.	Rider	Nat	Bike	Seg. 1	Seg. 2	Seg. 3	Seg. 4	Ideal Time		
				Diff. 1	Diff. 2	Diff. 3	Diff. 4	Best Lap	Pos.	Diff.
1	54 T. RAZGATLIOGLU	TUR	BMW M 1000 RR	31.555 +0.046	29.767 +0.122	21.074	17.535 +0.017	1'39.931 1'40.116	1	0.185
2	22 A. LOWES	GBR	Kawasaki ZX-10RR	31.819 +0.100	29.785 +0.145	21.023	17.441	1'40.068 1'40.313	2	0.245
3	11 N. BULEGA	ITA	Ducati Panigale V4R	31.759	30.054 +0.042	21.113 +0.043	17.449	1'40.375 1'40.460	3	0.085
4	65 J. REA	GBR	Yamaha YZF R1	31.834 +0.142	29.904	21.124	17.526 +0.056	1'40.388 1'40.586	4	0.198
5	9 D. PETRUCCI	ITA	Ducati Panigale V4R	31.794	29.940 +0.119	21.116 +0.062	17.627	1'40.477 1'40.658	6	0.181
6	1 A. BAUTISTA	ESP	Ducati Panigale V4R	31.627	30.239 +0.120	21.158	17.510	1'40.534 1'40.654	5	0.120
7	87 R. GARDNER	AUS	Yamaha YZF R1	31.929 +0.155	30.000	21.173 +0.008	17.562	1'40.664 1'40.827	10	0.163
8	29 A. IANNONE	ITA	Ducati Panigale V4R	31.898	30.021	21.255	17.493 +0.019	1'40.667 1'40.686	7	0.019
9	47 A. BASSANI	ITA	Kawasaki ZX-10RR	31.925 +0.013	29.995	21.206 +0.044	17.567 +0.007	1'40.693 1'40.757	8	0.064
10	55 A. LOCATELLI	ITA	Yamaha YZF R1	31.892 +0.050	29.922 +0.159	21.203 +0.027	17.683 +0.051	1'40.700 1'40.987	12	0.287
11	31 G. GERLOFF	USA	BMW M 1000 RR	31.895	30.056 +0.026	21.159	17.631 +0.068	1'40.741 1'40.835	11	0.094
12	60 M. VAN DER MARK	NED	BMW M 1000 RR	31.928	30.074	21.252 +0.046	17.509	1'40.763 1'40.809	9	0.046
13	45 S. REDDING	GBR	BMW M 1000 RR	32.014	30.101 +0.001	21.190	17.630 +0.141	1'40.935 1'41.077	13	0.142
14	97 X. VIERGE	ESP	Honda CBR1000 RR-R	31.956 +0.095	30.059 +0.042	21.338 +0.031	17.645 +0.018	1'40.998 1'41.184	15	0.186
15	53 T. RABAT	ESP	Kawasaki ZX-10RR	31.930 +0.104	30.187	21.304 +0.096	17.640	1'41.061 1'41.261	16	0.200
16	28 B. RAY	GBR	Yamaha YZF R1	31.855	30.127 +0.037	21.277 +0.002	17.807	1'41.066 1'41.105	14	0.039
17	77 D. AEGERTER	SUI	Yamaha YZF R1	32.082	30.133 +0.323	21.302	17.565 +0.029	1'41.082 1'41.434	18	0.352
18	7 I. LECUONA	ESP	Honda CBR1000 RR-R	32.023	30.183 +0.099	21.317	17.674 +0.018	1'41.197 1'41.314	17	0.117
19	21 M. RINALDI	ITA	Ducati Panigale V4R	32.027 +0.080	30.266	21.321 +0.095	17.699 +0.025	1'41.313 1'41.513	19	0.200
20	5 P. OETTL	GER	Yamaha YZF R1	32.264	30.512	21.696 +0.060	17.822 +0.087	1'42.294 1'42.441	20	0.147
21	10 H. SYHRIN	MAS	Ducati Panigale V4R	32.366	30.543 +0.142	21.581 +0.006	17.853 +0.111	1'42.343 1'42.602	21	0.259
22	75 I. LOPES	POR	Honda CBR1000 RR-R	32.450 +0.043	30.641	21.649 +0.097	17.875 +0.101	1'42.615 1'42.856	22	0.241
23	27 A. NORRODIN	MAS	Honda CBR1000 RR-R	33.132	31.444	22.112 +0.041	17.986 +0.085	1'44.674 1'44.800	23	0.126
Overall Ideal Time				31.555	29.767	21.023	17.441	1'39.786		

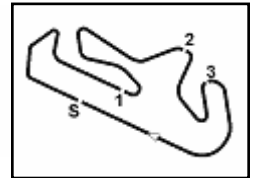
11/08/2024

These data/results cannot be reproduced, stored and/or transmitted in whole or in part by any manner of electronic, mechanical, photocopying, recording, broadcasting or otherwise now known or herein after developed without the previous express consent by the copyright owner, except for reproduction in daily press and regular printed publications on sale to the public within 60 days of the event related to those data/results and always provided that copyright symbol appears together as follows below.

© DORNA WSBK ORGANIZATION Srl 2024

FIGR PERUGIA TIMING





Portimao 4.592 m

1 / 2

1° 54 T. RAZGATLIOGLU [1'40.116]							
Lap	Seg1	Seg2	Seg3	Seg4	Lap Time	km/h	Local Time
1		31.106	21.663	17.607			
2	31.859	29.767	21.181	17.573	1'40.380	309,6	12:03'54.582
3	31.803	30.315	22.421	17.654	1'42.193	305,2	12:05'36.775
4	31.601	29.889	21.074	17.552	1'40.116	317,8	12:07'16.891
5	31.555	30.031	21.280	17.535	1'40.401	319,6	12:08'57.292
6	31.622	30.337	21.151	17.683	1'40.793	305,2	12:10'38.085

2° 22 A. LOWES [1'40.313]							
Lap	Seg1	Seg2	Seg3	Seg4	Lap Time	km/h	Local Time
1		31.559	21.870	18.010			
2	32.266	29.939	21.166	17.640	1'41.011	302,7	12:04'07.499
3	31.919	29.930	21.023	17.441	1'40.313	306,1	12:05'47.812
4	34.808	30.438	21.226	17.728	1'44.200	284,4	12:07'32.012
5	31.819	29.785	21.230	17.718	1'40.552	300,2	12:09'12.564
6	31.864	29.945	21.176	17.647	1'40.632	301,8	12:10'53.196

3° 11 N. BULEGA [1'40.460]							
Lap	Seg1	Seg2	Seg3	Seg4	Lap Time	km/h	Local Time
1		30.797	21.476	17.731			
2	32.227	30.054	21.230	17.606	1'41.117	300,2	12:04'55.860
3	31.910	30.378	21.184	17.515	1'40.987	309,6	12:06'36.847
4	31.907	30.086	21.140	17.610	1'40.743	312,3	12:08'17.590
5	31.781	30.102	21.113	17.595	1'40.591	308,7	12:09'58.181
6	31.759	30.096	21.156	17.449	1'40.460	308,7	12:11'38.641

4° 65 J. REA [1'40.586]							
Lap	Seg1	Seg2	Seg3	Seg4	Lap Time	km/h	Local Time
1		31.357	24.703	17.948			
2	32.032	29.941	21.191	17.605	1'40.769	301,8	12:03'58.901
3	31.834	30.028	21.227	17.526	1'40.615	305,2	12:05'39.516
4	32.162	33.883	21.200	17.607	1'44.852	291,3	12:07'24.368
5	31.976	29.904	21.124	17.582	1'40.586	308,7	12:09'04.954
6	31.898	30.044	21.293	17.785	1'41.020	304,4	12:10'45.974

5° 1 A. BAUTISTA [1'40.654]							
Lap	Seg1	Seg2	Seg3	Seg4	Lap Time	km/h	Local Time
1		31.149	21.601	17.753			
2	31.777	30.248	21.466	17.515	1'41.006	301,8	12:03'54.310
3	31.986	30.269	21.402	17.615	1'41.272	293,7	12:05'35.582
4	31.830	30.258	21.168	17.557	1'40.813	302,7	12:07'16.395
5	31.627	30.359	21.158	17.510	1'40.654	307,8	12:08'57.049
6	31.732	30.239	21.216	17.628	1'40.815	305,2	12:10'37.864

6° 9 D. PETRUCCI [1'40.658]							
Lap	Seg1	Seg2	Seg3	Seg4	Lap Time	km/h	Local Time
1		30.821	21.713	18.052			
2	31.927	29.940	21.116	17.801	1'40.784	307,0	12:03'59.628
3	31.885	30.065	21.206	17.667	1'40.823	309,6	12:05'40.451
4	31.794	30.059	21.178	17.627	1'40.658	307,8	12:07'21.109
5	32.069	29.979	21.248	17.660	1'40.956	301,0	12:09'02.065
6	42.102	35.435	22.895	18.428	1'58.860	313,2	12:11'00.925

7° 29 A. IANNONE [1'40.686]							
Lap	Seg1	Seg2	Seg3	Seg4	Lap Time	km/h	Local Time
1		31.402	21.764	17.608			
2	32.310	30.432	21.342	17.600	1'41.684	304,4	12:03'55.324
3	32.102	30.478	21.455	17.536	1'41.571	295,3	12:05'36.895
4	31.898	30.021	21.255	17.512	1'40.686	298,5	12:07'17.581
5	31.918	30.159	21.325	17.493	1'40.895	296,9	12:08'58.476

6	31.917	30.245	21.307	17.575	1'41.044	299,3	12:10'39.520
---	--------	--------	--------	--------	----------	-------	--------------

8° 47 A. BASSANI [1'40.757]							
Lap	Seg1	Seg2	Seg3	Seg4	Lap Time	km/h	Local Time
1		33.583	21.566	17.660			
2	32.362	30.474	21.504	17.598	1'41.938	277,1	12:03'56.533
3	31.925	30.117	21.206	17.567	1'40.815	296,9	12:05'37.348
4	31.938	29.995	21.250	17.574	1'40.757	296,1	12:07'18.105
5	32.051	30.170	21.302	17.660	1'41.183	296,9	12:08'59.288
6	32.047	30.418	21.355	17.811	1'41.631	297,7	12:10'40.919

9° 60 M. VAN DER MARK [1'40.809]							
Lap	Seg1	Seg2	Seg3	Seg4	Lap Time	km/h	Local Time
1		31.252	21.853	17.727			
2	31.928	30.074	21.298	17.509	1'40.809	308,7	12:03'56.660
3	40.504	30.580	21.801	17.856	1'50.741	307,8	12:05'47.401
4	32.158	30.291	21.252	17.674	1'41.375	311,4	12:07'28.776
5	31.978	30.313	21.291	17.642	1'41.224	310,5	12:09'10.000
6	32.269	30.205	21.313	17.568	1'41.355	307,0	12:10'51.355

10° 87 R. GARDNER [1'40.827]							
Lap	Seg1	Seg2	Seg3	Seg4	Lap Time	km/h	Local Time
1		32.552	29.457	19.863			
2	32.614	30.208	21.256	17.633	1'41.711	297,7	12:04'01.391
3	32.094	30.031	21.210	17.582	1'40.917	299,3	12:05'42.308
4	31.929	30.167	21.173	17.596	1'40.865	300,2	12:07'23.173
5	32.084	30.000	21.181	17.562	1'40.827	300,2	12:09'04.000
6	42.786	30.702	21.481	17.716	1'52.685	300,2	12:10'56.685

11° 31 G. GERLOFF [1'40.835]							
Lap	Seg1	Seg2	Seg3	Seg4	Lap Time	km/h	Local Time
1		31.603	21.754	17.679			
2	31.925	30.270	21.366	17.631	1'41.192	308,7	12:03'52.444
3	45.586	30.382	21.473	17.672	1'55.113	311,4	12:05'47.557
4	32.565	30.528	24.564	17.655	1'45.312	287,4	12:07'32.869
5	31.895	30.082	21.159	17.699	1'40.835	302,7	12:09'13.704
6	32.519	30.056	21.402	17.745	1'41.722	306,1	12:10'55.426

12° 55 A. LOCATELLI [1'40.987]							
Lap	Seg1	Seg2	Seg3	Seg4	Lap Time	km/h	Local Time
1		31.743	24.793	18.053			
2	32.234	30.020	21.203	17.714	1'41.171	293,7	12:04'00.270
3	31.988	30.031	21.342	17.683	1'41.044	296,9	12:05'41.314
4	31.981	29.922	21.374	17.740	1'41.017	303,5	12:07'22.331
5	31.942	30.081	21.230	17.734	1'40.987	301,0	12:09'03.318
6	31.892	32.850	21.705	19.676	1'46.123	306,1	12:10'49.441

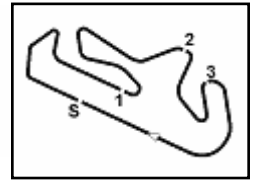
13° 45 S. REDDING [1'41.077]							
Lap	Seg1	Seg2	Seg3	Seg4	Lap Time	km/h	Local Time
1		32.389	25.710	17.738			
2	32.167	30.101	21.490	17.730	1'41.488	301,0	12:03'53.950
3	32.014	30.102	21.190	17.771	1'41.077	301,0	12:05'35.027
4	32.062	30.790	21.704	17.630	1'42.186	311,4	12:07'17.213
5	39.965	30.608	21.522	17.861	1'49.956	310,5	12:09'07.169
6	32.225	30.314	21.278	17.899	1'41.716	305,2	12:10'48.885

14° 28 B. RAY [1'41.105]							
Lap	Seg1	Seg2	Seg3	Seg4	Lap Time	km/h	Local Time
1		31.942	22.813	18.384			
2	32.471	30.514	21.447	17.858	1'42.290	302,7	12:03'50.893
3	32.056	30.233	21.299	17.903	1'41.491	304,4	12:05'32.384

11/08/2024 P = Pits In/Out - C = Lap Time Cancelled

These data/results cannot be reproduced, stored and/or transmitted in whole or in part by any manner of electronic, mechanical, photocopying, recording, broadcasting or otherwise now known or herein after developed without the previous express consent by the copyright owner, except for reproduction in daily press and regular printed publications on sale to the public within 60 days of the event related to those data/results and always provided that copyright symbol appears together as follows below.

© DORNA WSBK ORGANIZATION Srl 2024



Portimao 4.592 m

2 / 2

4	31.989	30.127	21.277	17.812	1'41.205	306,1	12:07'13.589
5	31.949	30.198	21.319	17.834	1'41.300	307,8	12:08'54.889
6	31.855	30.164	21.279	17.807	1'41.105	305,2	12:10'35.994

2	32.758	30.917	21.650	17.857	1'43.182	293,7	12:04'04.120
3	32.608	30.822	21.667	17.966	1'43.063	300,2	12:05'47.183
4	32.741	30.543	21.581	17.853	1'42.718	303,5	12:07'29.901
5	32.366	30.685	21.587	17.964	1'42.602	301,0	12:09'12.503
6	32.532	30.567	21.590	18.070	1'42.759	303,5	12:10'55.262

15° 97 X. VIERGE [1'41.184]							
Lap	Seg.1	Seg.2	Seg.3	Seg.4	Lap Time	km/h	Local Time
1		31.249	21.973	17.732			
2	32.051	30.101	21.369	17.663	1'41.184	300,2	12:03'53.021
3	42.469	34.423	21.338	17.676	1'55.906	298,5	12:05'48.927
4	32.134	30.059	21.377	17.645	1'41.215	304,4	12:07'30.142
5	32.451	30.625	22.541	18.153	1'43.770	294,5	12:09'13.912
6	31.956	30.096	21.455	17.877	1'41.384	297,7	12:10'55.296

22° 75 I. LOPES [1'42.856]							
Lap	Seg.1	Seg.2	Seg.3	Seg.4	Lap Time	km/h	Local Time
1		31.585	22.031	18.093			
2	32.753	30.935	21.720	18.121	1'43.529	285,2	12:03'40.269
3	32.804	33.475	21.839	17.875	1'45.993	301,8	12:05'26.262
4	32.450	30.868	21.649	17.982	1'42.949	298,5	12:07'09.211
5	32.607	30.689	21.704	17.919	1'42.919	300,2	12:08'52.130
6	32.493	30.641	21.746	17.976	1'42.856	306,1	12:10'34.986

16° 53 T. RABAT [1'41.261]							
Lap	Seg.1	Seg.2	Seg.3	Seg.4	Lap Time	km/h	Local Time
1		30.863	21.706	17.769			
2	32.519	30.553	21.333	17.761	1'42.166	296,9	12:03'44.276
3	32.104	30.348	21.369	17.673	1'41.494	292,9	12:05'25.770
4	31.995	30.372	21.304	17.676	1'41.347	302,7	12:07'07.117
5	31.930	30.280	21.344	17.719	1'41.273	305,2	12:08'48.390
6	32.034	30.187	21.400	17.640	1'41.261	304,4	12:10'29.651

23° 27 A. NORRODIN [1'44.800]							
Lap	Seg.1	Seg.2	Seg.3	Seg.4	Lap Time	km/h	Local Time
1		32.211	22.265	18.229			
2	33.726	31.774	22.112	18.104	1'45.716	289,0	12:04'18.592
3	33.499	31.650	22.242	17.986	1'45.377	296,9	12:06'03.969
4	33.132	31.444	22.153	18.071	1'44.800	299,3	12:07'48.769
5	37.213	32.020	22.490	40.747	2'12.470P	303,5	12:10'01.239

17° 7 I. LECUONA [1'41.314]							
Lap	Seg.1	Seg.2	Seg.3	Seg.4	Lap Time	km/h	Local Time
1		31.194	21.849	17.845			
2	32.378	30.396	21.342	17.674	1'41.790	301,8	12:03'43.230
3	32.023	30.282	21.317	17.692	1'41.314	307,8	12:05'24.544
4	32.180	30.344	21.356	17.676	1'41.556	308,7	12:07'06.100
5	32.072	30.264	21.320	17.707	1'41.363	304,4	12:08'47.463
6	32.040	30.183	21.437	17.702	1'41.362	306,1	12:10'28.825

18° 77 D. AEGERTER [1'41.434]							
Lap	Seg.1	Seg.2	Seg.3	Seg.4	Lap Time	km/h	Local Time
1		31.497	22.239	17.806			
2	32.264	30.133	21.483	17.636	1'41.516	298,5	12:03'57.800
3	32.224	30.251	21.525	17.565	1'41.565	297,7	12:05'39.365
4	32.082	30.456	21.302	17.594	1'41.434	301,0	12:07'20.799
5	32.155	44.288	22.072	17.988	1'56.503	304,4	12:09'17.302
6	32.098	30.445	21.482	17.683	1'41.708	306,1	12:10'59.010

19° 21 M. RINALDI [1'41.513]							
Lap	Seg.1	Seg.2	Seg.3	Seg.4	Lap Time	km/h	Local Time
1		31.449	22.221	17.799			
2	32.288	30.421	21.587	17.711	1'42.007	291,3	12:03'56.539
3	32.443	30.509	21.455	17.699	1'42.106	297,7	12:05'38.645
4	32.238	30.464	21.321	17.764	1'41.787	294,5	12:07'20.432
5	32.107	30.266	21.416	17.724	1'41.513	302,7	12:09'01.945
6	32.027	36.546	22.224	17.954	1'48.751	307,8	12:10'50.696

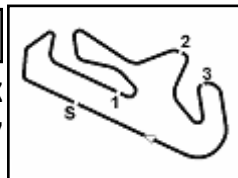
20° 5 P. OETTL [1'42.441]							
Lap	Seg.1	Seg.2	Seg.3	Seg.4	Lap Time	km/h	Local Time
1		32.410	22.573	18.121			
2	32.742	30.690	22.140	18.088	1'43.660	291,3	12:03'54.797
3	32.623	32.727	25.488	17.862	1'48.700	290,5	12:05'43.497
4	32.504	30.564	21.696	17.861	1'42.625	308,7	12:07'26.122
5	32.264	30.512	21.756	17.909	1'42.441	306,1	12:09'08.563
6	32.300	37.240	21.888	17.822	1'49.250	302,7	12:10'57.813

21° 10 H. SYAHRIN [1'42.602]							
Lap	Seg.1	Seg.2	Seg.3	Seg.4	Lap Time	km/h	Local Time
1		32.668	30.220	26.117			

11/08/2024 P = Pits In/Out - C = Lap Time Cancelled

These data/results cannot be reproduced, stored and/or transmitted in whole or in part by any manner of electronic, mechanical, photocopying, recording, broadcasting or otherwise now known or herein after developed without the previous express consent by the copyright owner, except for reproduction in daily press and regular printed publications on sale to the public within 60 days of the event related to those data/results and always provided that copyright symbol appears together as follows below.

© DORNA WSBK ORGANIZATION Srl 2024



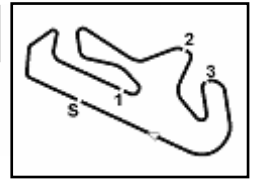
Portimao 4.592 m

Pirelli Portuguese Round, 9-11 August 2024

Best Laps & Speeds

No.	Rider	Nat	Best Lap		FP1		FP2		FP3		SP		RC1		WUP	
			LL	SPD	LL	SPD	LL	SPD	LL	SPD	LL	SPD	LL	SPD	LL	SPD
1	54 T. RAZGATLIOGLU BMW M 1000 RR	TUR	1'39.783 71	322,5	1'40.777 16	319,6	1'40.783 15	314,1	1'40.581 9	322,5	6	322,5	20	316,8	5	319,6
2	22 A. LOWES Kawasaki ZX-10RR	GBR	1'39.887 72	315,0	1'41.773 12	308,7	1'41.073 20	308,7	1'40.570 9	312,3	6	315,0	20	310,5	5	306,1
3	9 D. PETRUCCI Ducati Panigale V4R	ITA	1'39.971 74	317,8	1'41.307 17	313,2	1'40.681 17	308,7	1'40.316 9	315,0	6	317,8	20	315,0	5	313,2
4	11 N. BULEGA Ducati Panigale V4R	ITA	1'40.127 57	320,6	1'45.065 1	299,3	1'40.811 15	309,6	1'40.796 10	317,8	6	320,6	20	307,0	5	312,3
5	60 M. VAN DER MARK BMW M 1000 RR	NED	1'40.246 67	316,8	1'41.824 11	315,0	1'40.995 17	311,4	1'40.765 8	316,8	6	313,2	20	313,2	5	311,4
6	1 A. BAUTISTA Ducati Panigale V4R	ESP	1'40.361 70	319,6	1'41.299 17	310,5	1'40.704 13	312,3	1'40.576 9	314,1	6	319,6	20	310,5	5	307,8
7	55 A. LOCATELLI Yamaha YZF R1	ITA	1'40.386 68	314,1	1'41.749 14	308,7	1'41.438 12	303,5	1'41.262 11	314,1	6	307,8	20	308,7	5	306,1
8	65 J. REA Yamaha YZF R1	GBR	1'40.398 75	310,5	1'41.449 16	308,7	1'40.936 19	310,5	1'40.941 9	310,5	6	307,0	20	306,1	5	308,7
9	31 G. GERLOFF BMW M 1000 RR	USA	1'40.471 74	317,8	1'41.168 20	316,8	1'41.070 14	307,8	1'41.235 9	317,8	6	315,0	20	309,6	5	311,4
10	77 D. AEGERTER Yamaha YZF R1	SUI	1'40.505 80	310,5	1'41.874 20	308,7	1'40.821 21	307,8	1'41.037 8	307,8	6	310,5	20	308,7	5	306,1
11	53 T. RABAT Kawasaki ZX-10RR	ESP	1'40.518 74	311,4	1'42.697 18	305,2	1'41.424 17	304,4	1'41.573 9	311,4	5	301,8	20	308,7	5	305,2
12	47 A. BASSANI Kawasaki ZX-10RR	ITA	1'40.538 73	311,4	1'42.362 16	306,1	1'41.391 17	305,2	1'41.468 10	311,4	5	306,1	20	306,1	5	297,7
13	97 X. VIERGE Honda CBR1000 RR-R	ESP	1'40.592 72	315,9	1'41.838 17	310,5	1'41.112 16	310,5	1'40.975 8	311,4	6	315,9	20	304,4	5	304,4
14	87 R. GARDNER Yamaha YZF R1	AUS	1'40.608 65	310,5	1'41.826 18	307,0	1'41.644 8	299,3	1'41.057 7	307,8	7	310,5	20	302,7	5	300,2
15	29 A. IANNONE Ducati Panigale V4R	ITA	1'40.686 59	313,2	1'42.302 11	309,6	1'41.407 18	307,0	1'41.077 7	308,7	7	313,2	11	300,2	5	304,4
16	7 I. LECUONA Honda CBR1000 RR-R	ESP	1'40.771 69	318,7	1'41.430 16	307,8	1'41.119 15	308,7	1'40.771 9	314,1	4	318,7	20	308,7	5	308,7
17	45 S. REDDING BMW M 1000 RR	GBR	1'40.813 70	318,7	1'42.214 18	309,6	1'41.268 16	307,0	1'40.951 9	318,7	6	318,7	16	311,4	5	311,4
18	21 M. RINALDI Ducati Panigale V4R	ITA	1'40.849 73	313,2	1'41.928 17	308,7	1'41.099 14	307,8	1'41.460 10	312,3	7	313,2	20	306,1	5	307,8
19	28 B. RAY Yamaha YZF R1	GBR	1'40.983 70	311,4	1'42.176 17	306,1	1'41.833 15	303,5	1'41.405 8	310,5	5	311,4	20	307,8	5	307,8
20	10 H. SYHRIN Ducati Panigale V4R	MAS	1'41.512 63	311,4	1'43.910 11	301,8	1'43.132 10	302,7	1'41.898 11	308,7	6	311,4	20	310,5	5	303,5
21	5 P. OETTL Yamaha YZF R1	GER	1'41.621 65	310,5	1'43.052 20	305,2	1'43.293 20	300,2	1'41.836 9	310,5	6	310,5	5	303,5	5	308,7
22	27 A. NORRODIN Honda CBR1000 RR-R	MAS	1'42.769 70	308,7	1'44.754 15	300,2	1'43.958 17	301,8	1'43.191 8	305,2	6	308,7	20	302,7	4	303,5
23	75 I. LOPES Honda CBR1000 RR-R	POR	1'42.856 74	309,6	1'44.399 16	305,2	1'43.510 18	303,5	1'43.155 9	308,7	6	306,1	20	309,6	5	306,1

11/08/2024
These data/results cannot be reproduced, stored and/or transmitted in whole or in part by any manner of electronic, mechanical, photocopying, recording, broadcasting or otherwise now known or herein after developed without the previous express consent by the copyright owner, except for reproduction in daily press and regular printed publications on sale to the public within 60 days of the event related to those data/results and always provided that copyright symbol appears together as follows below.
© DORNA WSBK ORGANIZATION Srl 2024

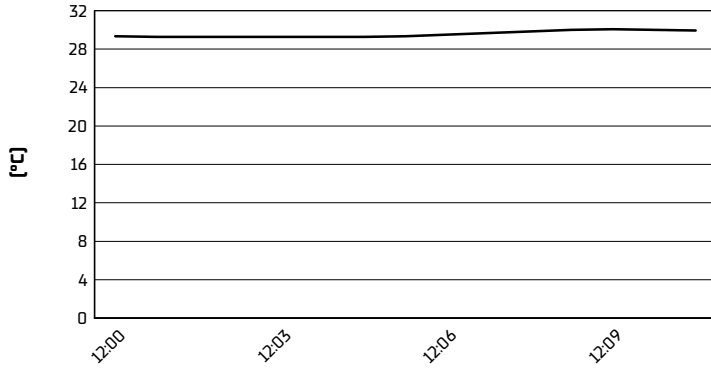


Portimao 4.592 m

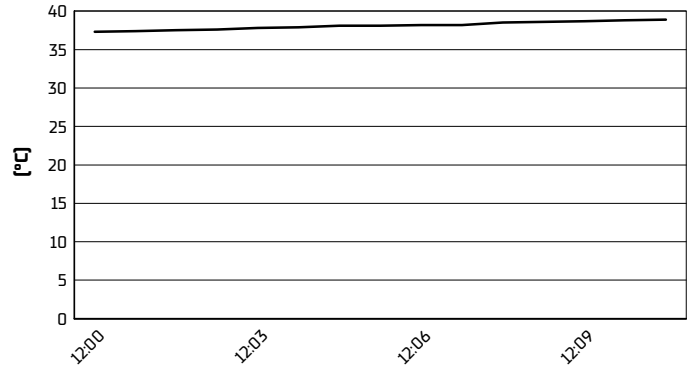
Pirelli Portuguese Round, 9-11 August 2024
Weather Report Warm Up

Session started 12:00 - Session ended 12:12


Air Temperature



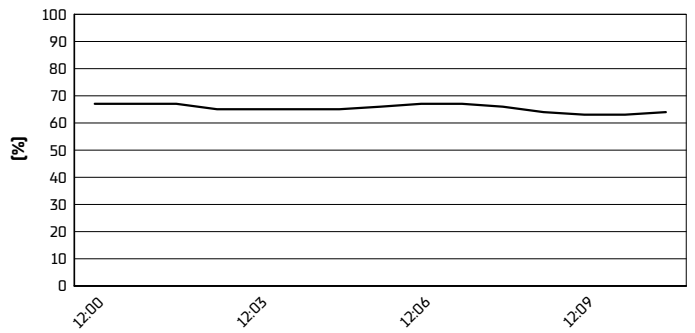
Track Temperature



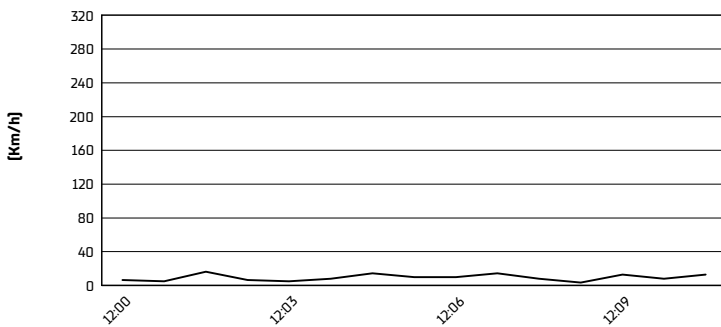
Air Pressure



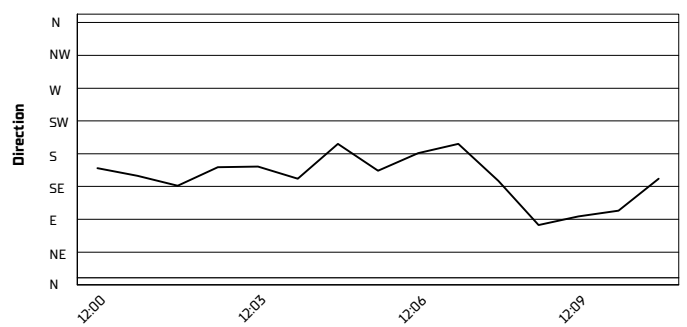
Humidity



Wind Speed



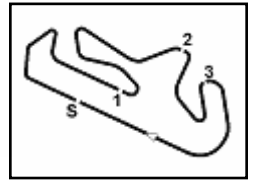
Wind Direction



11/08/2024

These data/results cannot be reproduced, stored and/or transmitted in whole or in part by any manner of electronic, mechanical, photocopying, recording, broadcasting or otherwise now known or herein after developed without the previous express consent by the copyright owner, except for reproduction in daily press and regular printed publications on sale to the public within 60 days of the event related to those data/results and always provided that copyright symbol appears together as follows below.

© DORNA WSBK ORGANIZATION Srl 2024



Portimao 4.592 m

Pirelli Portuguese Round, 9-11 August 2024

Starting Grid - Tissot Superpole Race (10 Laps x 4,592 km = 45,920 km)

1	1	54 RAZGATLIOGLU T. BMW 1'39.783	2	22 LOWES A. Kawasaki 1'39.887	3	9 PETRUCCI D. Ducati 1'39.971
2	4	11 BULEGA N. Ducati 1'40.127	5	60 VAN DER MARK M. BMW 1'40.246	6	1 BAUTISTA A. Ducati 1'40.361
3	7	55 LOCATELLI A. Yamaha 1'40.386	8	65 REA J. Yamaha 1'40.398	9	31 GERLOFF G. BMW 1'40.471
4	10	77 AEGERTER D. Yamaha 1'40.505	11	53 RABAT T. Kawasaki 1'40.518	12	47 BASSANI A. Kawasaki 1'40.538
5	13	97 VIERGE X. Honda 1'40.592	14	87 GARDNER R. Yamaha 1'40.608	15	29 IANNONE A. Ducati 1'40.775
6	16	45 REDDING S. BMW 1'40.813	17	21 RINALDI M. Ducati 1'40.849	18	28 RAY B. Yamaha 1'40.983
7	19	10 SYAHRIN H. Ducati 1'41.512	20	5 OETTL P. Yamaha 1'41.621	21	75 LOPES I. Honda 1'43.181
8	22	7 LECUONA I. Honda 1'43.308				

N.27 (Norrodin A.) will not take part in the race. Declared unfit after Warm Up

11/08/2024 The Race Director

These data/results cannot be reproduced, stored and/or transmitted in whole or in part by any manner of electronic, mechanical, photocopying, recording, broadcasting or otherwise now known or herein after developed without the previous express consent by the copyright owner, except for reproduction in daily press and regular printed publications on sale to the public within 60 days of the event related to those data/results and always provided that copyright symbol appears together as follows below. © DORNA WSBK ORGANIZATION Srl 2024