

**Pirelli Portuguese Round, 9-11 August 2024**  
**Chronological Analysis Race 2**

Portimao 4.592 m

Start at 16:30'32.445

1 / 5

| 1° 55 Y. MONTELLA [1'43.839] |        |               |               |               |                 |              |              |
|------------------------------|--------|---------------|---------------|---------------|-----------------|--------------|--------------|
| Lap                          | Seg1   | Seg2          | Seg3          | Seg4          | Lap Time        | km/h         | Local Time   |
| 1                            |        | 30.649        | <b>21.396</b> | 18.595        | 1'42.765        | 161,7        | 16:32'15.210 |
| 2                            | 33.240 | <b>30.502</b> | 21.466        | 18.631        | <b>1'43.839</b> | 267,6        | 16:33'59.049 |
| 3                            | 33.187 | 30.683        | 21.674        | <b>18.535</b> | 1'44.079        | 268,2        | 16:35'43.128 |
| 4                            | 33.312 | 30.637        | 21.538        | 18.706        | 1'44.193        | 266,9        | 16:37'27.321 |
| 5                            | 33.323 | 30.628        | 21.478        | 18.741        | 1'44.170        | 268,2        | 16:39'11.491 |
| 6                            | 33.221 | 30.752        | 21.801        | 18.707        | 1'44.481        | 266,9        | 16:40'55.972 |
| 7                            | 33.505 | 30.605        | 21.776        | 18.670        | 1'44.556        | 267,6        | 16:42'40.528 |
| 8                            | 33.229 | 30.611        | 21.483        | 18.643        | 1'43.966        | <b>272,3</b> | 16:44'24.494 |
| 9                            | 33.231 | 30.912        | 21.876        | 18.691        | 1'44.710        | 271,6        | 16:46'09.204 |
| 10                           | 33.394 | 30.816        | 21.684        | 18.751        | 1'44.645        | 268,9        | 16:47'53.849 |
| 11                           | 33.406 | 30.636        | 22.417        | 18.689        | 1'45.148        | 266,9        | 16:49'38.997 |
| 12                           | 33.343 | 30.621        | 21.775        | 18.682        | 1'44.421        | 267,6        | 16:51'23.418 |
| 13                           | 33.320 | 30.688        | 21.867        | 18.722        | 1'44.597        | 268,9        | 16:53'08.015 |
| 14                           | 33.480 | 30.843        | 21.678        | 18.781        | 1'44.782        | 266,9        | 16:54'52.797 |
| 15                           | 33.568 | 30.826        | 21.598        | 18.689        | 1'44.681        | 268,9        | 16:56'37.478 |
| 16                           | 33.398 | 30.868        | 21.957        | 18.788        | 1'45.011        | 267,6        | 16:58'22.489 |
| 17                           | 33.482 | 30.991        | 22.267        | 19.979        | 1'46.719        | 265,6        | 17:00'09.208 |

Race Time 29'36.763

| 2° 62 S. MANZI [1'44.583] |        |               |               |               |                 |              |              |
|---------------------------|--------|---------------|---------------|---------------|-----------------|--------------|--------------|
| Lap                       | Seg1   | Seg2          | Seg3          | Seg4          | Lap Time        | km/h         | Local Time   |
| 1                         |        | 30.963        | 21.686        | <b>18.370</b> | 1'43.971        | 164,9        | 16:32'16.416 |
| 2                         | 33.379 | <b>30.554</b> | 21.998        | 18.652        | <b>1'44.583</b> | <b>274,3</b> | 16:34'00.999 |
| 3                         | 33.440 | 31.011        | 21.676        | 18.624        | 1'44.751        | 268,9        | 16:35'45.750 |
| 4                         | 33.591 | 31.099        | 21.851        | 18.782        | 1'45.323        | 263,0        | 16:37'31.073 |
| 5                         | 33.547 | 31.048        | 21.642        | 18.750        | 1'44.987        | 263,0        | 16:39'16.060 |
| 6                         | 33.352 | 31.018        | 21.795        | 18.729        | 1'44.894        | 263,0        | 16:41'00.954 |
| 7                         | 33.670 | 30.979        | 21.624        | 18.714        | 1'44.987        | 262,4        | 16:42'45.941 |
| 8                         | 33.169 | 31.082        | 21.629        | 18.851        | 1'44.731        | 265,6        | 16:44'30.672 |
| 9                         | 33.376 | 31.001        | 21.671        | 18.832        | 1'44.880        | 261,7        | 16:46'15.552 |
| 10                        | 33.313 | 31.010        | <b>21.582</b> | 18.797        | 1'44.702        | 263,0        | 16:48'00.254 |
| 11                        | 33.411 | 30.985        | 21.673        | 18.838        | 1'44.907        | 260,5        | 16:49'45.161 |
| 12                        | 33.398 | 30.892        | 21.610        | 18.760        | 1'44.660        | 261,1        | 16:51'29.821 |
| 13                        | 33.305 | 30.955        | 21.655        | 18.776        | 1'44.691        | 263,0        | 16:53'14.512 |
| 14                        | 33.398 | 30.982        | 21.730        | 18.770        | 1'44.880        | 259,9        | 16:54'59.392 |
| 15                        | 33.472 | 31.109        | 21.790        | 18.880        | 1'45.251        | 262,4        | 16:56'44.643 |
| 16                        | 33.414 | 31.144        | 21.764        | 18.820        | 1'45.142        | 262,4        | 16:58'29.785 |
| 17                        | 33.443 | 31.237        | 21.770        | 18.870        | 1'45.320        | 259,9        | 17:00'15.105 |

Race Time 29'46.660

| 3° 53 V. DEBISE [1'44.530] |               |               |               |               |                 |              |              |
|----------------------------|---------------|---------------|---------------|---------------|-----------------|--------------|--------------|
| Lap                        | Seg1          | Seg2          | Seg3          | Seg4          | Lap Time        | km/h         | Local Time   |
| 1                          |               | 30.997        | 21.688        | <b>18.475</b> | 1'44.856        | 167,7        | 16:32'17.301 |
| 2                          | 33.663        | 30.877        | 21.693        | 18.477        | 1'44.710        | 269,6        | 16:34'02.011 |
| 3                          | <b>33.317</b> | 30.909        | 21.712        | 18.592        | <b>1'44.530</b> | <b>273,6</b> | 16:35'46.541 |
| 4                          | 33.694        | <b>30.859</b> | 21.600        | 18.914        | 1'45.067        | 262,4        | 16:37'31.608 |
| 5                          | 33.632        | 30.887        | 21.669        | 18.659        | 1'44.847        | 263,7        | 16:39'16.455 |
| 6                          | 33.415        | 30.900        | 21.654        | 18.595        | 1'44.564        | 264,9        | 16:41'01.019 |
| 7                          | 33.430        | 31.014        | <b>21.595</b> | 18.845        | 1'44.884        | 263,7        | 16:42'45.903 |
| 8                          | 33.624        | 31.010        | 21.664        | 18.797        | 1'45.095        | 262,4        | 16:44'30.998 |
| 9                          | 33.420        | 30.955        | 21.668        | 18.673        | 1'44.716        | 263,7        | 16:46'15.714 |
| 10                         | 33.497        | 30.877        | 21.799        | 18.678        | 1'44.851        | 264,9        | 16:48'00.565 |
| 11                         | 33.484        | 30.949        | 21.681        | 18.881        | 1'44.995        | 263,0        | 16:49'45.560 |
| 12                         | 33.623        | 30.915        | 21.726        | 18.731        | 1'44.995        | 264,3        | 16:51'30.555 |
| 13                         | 33.567        | 30.985        | 21.635        | 18.816        | 1'45.003        | 264,3        | 16:53'15.558 |
| 14                         | 33.680        | 31.038        | 21.993        | 18.833        | 1'45.544        | 261,1        | 16:55'01.102 |
| 15                         | 33.649        | 31.155        | 21.837        | 18.901        | 1'45.542        | 263,0        | 16:56'46.644 |
| 16                         | 33.627        | 31.355        | 22.015        | 18.924        | 1'45.921        | 261,1        | 16:58'32.565 |
| 17                         | 33.829        | 31.348        | 21.975        | 18.978        | 1'46.130        | 258,6        | 17:00'18.695 |

Race Time 29'46.250

| 4° 64 F. CARICASULO [1'44.851] |        |      |      |      |          |      |            |
|--------------------------------|--------|------|------|------|----------|------|------------|
| Lap                            | Seg1   | Seg2 | Seg3 | Seg4 | Lap Time | km/h | Local Time |
| 1                              |        |      |      |      |          |      |            |
| 2                              | 33.700 |      |      |      |          |      |            |
| 3                              | 33.631 |      |      |      |          |      |            |

|    |        |               |               |               |                 |              |              |
|----|--------|---------------|---------------|---------------|-----------------|--------------|--------------|
| 1  |        | 30.977        | 21.821        | <b>18.515</b> | 1'44.605        | 169,6        | 16:32'17.050 |
| 2  | 33.616 | 30.923        | 21.768        | 18.544        | <b>1'44.851</b> | 264,9        | 16:34'01.901 |
| 3  | 33.598 | 31.097        | 21.885        | 18.580        | 1'45.160        | 267,6        | 16:35'47.061 |
| 4  | 33.761 | 31.026        | 21.795        | 18.622        | 1'45.204        | <b>270,2</b> | 16:37'32.265 |
| 5  | 33.547 | 31.003        | 21.855        | 18.673        | 1'45.078        | 268,9        | 16:39'17.343 |
| 6  | 33.628 | <b>30.844</b> | 21.717        | 18.727        | 1'44.916        | 265,6        | 16:41'02.259 |
| 7  | 33.519 | 30.966        | <b>21.698</b> | 18.823        | 1'45.006        | 264,9        | 16:42'47.265 |
| 8  | 33.552 | 30.981        | 21.759        | 18.777        | 1'45.069        | 265,6        | 16:44'32.334 |
| 9  | 33.458 | 30.874        | 21.878        | 18.855        | 1'45.065        | 263,7        | 16:46'17.399 |
| 10 | 33.541 | 30.883        | 21.832        | 18.912        | 1'45.168        | 265,6        | 16:48'02.567 |
| 11 | 33.693 | 30.906        | 21.824        | 18.831        | 1'45.254        | 261,1        | 16:49'47.821 |
| 12 | 33.665 | 30.981        | 21.828        | 18.933        | 1'45.407        | 263,0        | 16:51'33.228 |
| 13 | 33.585 | 31.107        | 21.792        | 18.953        | 1'45.437        | 263,7        | 16:53'18.665 |
| 14 | 33.667 | 31.016        | 21.871        | 18.852        | 1'45.406        | 258,6        | 16:55'04.071 |
| 15 | 33.603 | 31.149        | 21.817        | 18.938        | 1'45.507        | 263,7        | 16:56'49.578 |
| 16 | 33.865 | 31.295        | 21.896        | 18.922        | 1'45.978        | 263,0        | 16:58'35.556 |
| 17 | 33.715 | 31.263        | 22.014        | 19.096        | 1'46.088        | 262,4        | 17:00'21.644 |

Race Time 29'49.199

| 5° 94 L. MAHIAS [1'44.931] |               |               |               |               |                 |              |              |
|----------------------------|---------------|---------------|---------------|---------------|-----------------|--------------|--------------|
| Lap                        | Seg1          | Seg2          | Seg3          | Seg4          | Lap Time        | km/h         | Local Time   |
| 1                          |               | 31.394        | 21.840        | <b>18.506</b> | 1'46.430        | 169,8        | 16:32'18.875 |
| 2                          | 33.457        | <b>30.955</b> | 21.898        | 18.621        | <b>1'44.931</b> | 267,6        | 16:34'03.806 |
| 3                          | <b>33.442</b> | 31.336        | 21.731        | 18.788        | 1'45.297        | <b>268,9</b> | 16:35'49.103 |
| 4                          | 33.985        | 31.237        | 21.823        | 18.705        | 1'45.750        | 260,5        | 16:37'34.853 |
| 5                          | 33.545        | 31.050        | 21.742        | 18.834        | 1'45.171        | <b>268,9</b> | 16:39'20.024 |
| 6                          | 33.798        | 31.122        | 21.655        | 18.838        | 1'45.413        | 261,1        | 16:41'05.437 |
| 7                          | 33.818        | 31.156        | 21.732        | 18.860        | 1'45.566        | 261,1        | 16:42'51.003 |
| 8                          | 33.663        | 31.197        | 21.652        | 18.814        | 1'45.326        | 262,4        | 16:44'36.329 |
| 9                          | 33.878        | 31.228        | 21.748        | 18.845        | 1'45.699        | 264,3        | 16:46'22.028 |
| 10                         | 33.926        | 31.189        | <b>21.502</b> | 18.934        | 1'45.551        | 260,5        | 16:48'07.579 |
| 11                         | 33.841        | 31.172        | 21.737        | 18.961        | 1'45.711        | 258,0        | 16:49'53.290 |
| 12                         | 33.832        | 31.217        | 21.704        | 18.991        | 1'45.744        | 258,0        | 16:51'39.034 |
| 13                         | 34.043        | 31.213        | 21.670        | 19.008        | 1'45.934        | 259,2        | 16:53'24.968 |
| 14                         | 34.078        | 31.209        | 21.936        | 18.974        | 1'46.197        | 255,0        | 16:55'11.165 |
| 15                         | 33.781        | 31.351        | 21.670        | 19.045        | 1'45.847        | 259,9        | 16:56'57.012 |
| 16                         | 33.582        | 31.269        | 21.839        | 18.965        | 1'45.655        | 258,6        | 16:58'42.667 |
| 17                         | 33.843        | 31.338        | 21.691        | 18.856        | 1'45.728        | 257,4        | 17:00'28.395 |

Race Time 29'55.950

| 6° 28 G. VAN STRAALEN [1'45.101] |               |               |               |               |                 |              |              |
|----------------------------------|---------------|---------------|---------------|---------------|-----------------|--------------|--------------|
| Lap                              | Seg1          | Seg2          | Seg3          | Seg4          | Lap Time        | km/h         | Local Time   |
| 1                                |               | 31.196        | 21.710        | 18.603        | 1'45.843        | 168,0        | 16:32'18.288 |
| 2                                | 33.726        | 30.882        | 22.001        | 18.977        | 1'45.586        | 267,6        | 16:34'03.874 |
| 3                                | 34.059        | 31.072        | 21.824        | <b>18.548</b> | 1'45.503        | 263,0        | 16:35'49.377 |
| 4                                | 33.889        | 31.182        | 21.889        | 18.696        | 1'45.656        | 263,0        | 16:37'35.033 |
| 5                                | 33.927        | 30.967        | 21.990        | 18.697        | 1'45.581        | <b>271,6</b> | 16:39'20.614 |
| 6                                | 33.966        | 30.955        | 21.871        | 18.614        | 1'45.406        | 269,6        | 16:41'06.020 |
| 7                                | 33.837        | 31.404        | 21.888        | 18.653        | 1'45.782        | 267,6        | 16:42'51.802 |
| 8                                | 33.537        | 31.062        | 21.842        | 18.787        | 1'45.228        | 266,9        | 16:44'37.030 |
| 9                                | 33.741        | <b>30.842</b> | 21.787        | 18.731        | <b>1'45.101</b> | 264,3        | 16:46'22.131 |
| 10                               | 34.081        | 31.107        | <b>21.557</b> | 18.814        | 1'45.559        | 268,2        | 16:48'07.690 |
| 11                               | <b>33.512</b> | 31.056        | 22.372        | 18.836        | 1'45.776        | 263,7        | 16:49'53.466 |
| 12                               | 33.919        | 31.130        | 21.812        | 18.780        | 1'45.641        | 261,1        | 16:51'39.107 |
| 13                               | 33.753        | 31.105        | 22.212        | 18.809        | 1'45.879        | 264,9        | 16:53'24.986 |
| 14                               | 34.509        | 31.087        | 21.974        | 18.784        | 1'46.354        | 253,2        | 16:55'11.340 |
| 15                               | 34.246        | 31.423        | 21.927        | 18.754        | 1'46.350        | 264,3        | 16:56'57.690 |
| 16                               | 33.575        | 31.166        | 21.902        | 18.908        | 1'45.551        | 261,1        | 16:58'43.241 |
| 17                               | 33.889        | 31.299        | 21.740        | 18.951        | 1'45.879        | 259,9        | 17:00'29.120 |

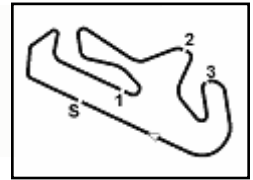
Race Time 29'56.675

| 7° 61 C. ONCU [1'45.018] |        |               |               |               |                 |              |              |
|--------------------------|--------|---------------|---------------|---------------|-----------------|--------------|--------------|
| Lap                      | Seg1   | Seg2          | Seg3          | Seg4          | Lap Time        | km/h         | Local Time   |
| 1                        |        | <b>30.867</b> | <b>21.609</b> | <b>18.553</b> | 1'43.840        | 162,9        | 16:32'16.285 |
| 2                        | 33.700 | 30.940        | 21.796        | 18.582        | <b>1'45.018</b> | <b>270,9</b> | 16:34'01.303 |
| 3                        | 33.631 | 31.064        | 22.217        | 18.647        | 1'45.559        | 268,9        | 16:35'46.862 |

11/08/2024 P = Pits In/Out - C = Lap Time Cancelled

These data/results cannot be reproduced, stored and/or transmitted in whole or in part by any manner of electronic, mechanical, photocopying, recording, broadcasting or otherwise now known or herein after developed without the previous express consent by the copyright owner, except for reproduction in daily press and regular printed publications on sale to the public within 60 days of the event related to those data/results and always provided that copyright symbol appears together as follows below.

© DORNA WSBK ORGANIZATION Srl 2024



Portimao 4.592 m

**Pirelli Portuguese Round, 9-11 August 2024**  
**Chronological Analysis Race 2**

Start at 16:30'32.445

2 / 5

|    |        |        |        |        |          |       |              |    |        |               |               |        |                 |       |              |
|----|--------|--------|--------|--------|----------|-------|--------------|----|--------|---------------|---------------|--------|-----------------|-------|--------------|
| 4  | 33.726 | 31.012 | 21.800 | 18.813 | 1'45.351 | 266,2 | 16:37'32.213 | 7  | 34.013 | 31.078        | <b>21.893</b> | 18.696 | 1'45.680        | 255,6 | 16:42'54.512 |
| 5  | 33.934 | 31.012 | 21.871 | 18.695 | 1'45.512 | 268,2 | 16:39'17.725 | 8  | 33.866 | <b>30.919</b> | 21.975        | 18.765 | 1'45.525        | 256,8 | 16:44'40.037 |
| 6  | 33.681 | 31.323 | 21.885 | 18.858 | 1'45.747 | 264,3 | 16:41'03.472 | 9  | 33.862 | 31.030        | 22.142        | 18.797 | 1'45.831        | 256,8 | 16:46'25.868 |
| 7  | 33.903 | 31.272 | 21.869 | 19.148 | 1'46.192 | 263,0 | 16:42'49.664 | 10 | 33.858 | 30.949        | 22.073        | 18.659 | 1'45.539        | 258,6 | 16:48'11.407 |
| 8  | 33.916 | 31.260 | 22.041 | 18.968 | 1'46.185 | 259,9 | 16:44'35.849 | 11 | 33.799 | 30.989        | 21.923        | 18.738 | <b>1'45.449</b> | 257,4 | 16:49'56.856 |
| 9  | 34.038 | 31.203 | 21.881 | 19.015 | 1'46.137 | 259,9 | 16:46'21.986 | 12 | 33.839 | 31.048        | 22.331        | 18.775 | 1'45.993        | 257,4 | 16:51'42.849 |
| 10 | 34.574 | 31.165 | 21.613 | 18.737 | 1'46.089 | 254,4 | 16:48'08.075 | 13 | 33.822 | 31.085        | 22.082        | 18.729 | 1'45.718        | 258,6 | 16:53'28.567 |
| 11 | 33.881 | 31.229 | 21.793 | 18.783 | 1'45.686 | 262,4 | 16:49'53.761 | 14 | 33.853 | 31.312        | 22.080        | 18.827 | 1'46.072        | 256,8 | 16:55'14.639 |
| 12 | 33.852 | 31.246 | 21.750 | 18.897 | 1'45.745 | 261,7 | 16:51'39.506 | 15 | 34.052 | 31.117        | 22.042        | 18.725 | 1'45.936        | 256,8 | 16:57'00.575 |
| 13 | 33.752 | 31.273 | 21.777 | 18.760 | 1'45.562 | 264,3 | 16:53'25.068 | 16 | 33.922 | 31.094        | 22.035        | 18.782 | 1'45.833        | 256,2 | 16:58'46.408 |
| 14 | 33.765 | 31.205 | 22.386 | 18.864 | 1'46.220 | 259,2 | 16:55'11.288 | 17 | 33.832 | 31.135        | 22.050        | 18.778 | 1'45.795        | 255,6 | 17:00'32.203 |
| 15 | 34.030 | 31.536 | 21.919 | 18.875 | 1'46.360 | 261,1 | 16:56'57.648 |    |        |               |               |        |                 |       |              |
| 16 | 33.906 | 31.308 | 21.889 | 18.785 | 1'45.888 | 262,4 | 16:58'43.536 |    |        |               |               |        |                 |       |              |
| 17 | 34.126 | 31.421 | 21.887 | 18.875 | 1'46.309 | 263,7 | 17:00'29.845 |    |        |               |               |        |                 |       |              |

Race Time 29'57.400

| 8° 23 M. SCHROETTER [1'45.419] |               |               |               |               |                 |              |              |
|--------------------------------|---------------|---------------|---------------|---------------|-----------------|--------------|--------------|
| Lap                            | Seg.1         | Seg.2         | Seg.3         | Seg.4         | Lap Time        | km/h         | Local Time   |
| 1                              |               | 31.160        | 22.053        | 18.594        | 1'45.669        | 174,5        | 16:32'18.114 |
| 2                              | 33.677        | <b>30.815</b> | 22.183        | 18.958        | 1'45.633        | 266,9        | 16:34'03.747 |
| 3                              | 33.999        | 31.035        | 21.811        | <b>18.592</b> | 1'45.437        | 265,6        | 16:35'49.184 |
| 4                              | 33.682        | 31.213        | 21.864        | 18.815        | 1'45.574        | 265,6        | 16:37'34.758 |
| 5                              | 34.041        | 31.002        | <b>21.770</b> | 18.794        | 1'45.607        | 264,3        | 16:39'20.365 |
| 6                              | 33.797        | 31.043        | 21.839        | 18.750        | 1'45.429        | 266,9        | 16:41'05.794 |
| 7                              | 33.910        | 31.434        | 21.859        | 18.763        | 1'45.966        | 266,9        | 16:42'51.760 |
| 8                              | 33.874        | 31.102        | 21.861        | 18.728        | 1'45.565        | 263,0        | 16:44'37.325 |
| 9                              | 34.105        | 31.103        | 21.855        | 18.677        | 1'45.740        | 269,6        | 16:46'23.065 |
| 10                             | 33.753        | 32.128        | 22.141        | 18.621        | 1'46.643        | <b>272,9</b> | 16:48'09.708 |
| 11                             | <b>33.670</b> | 31.355        | 21.827        | 18.704        | 1'45.556        | 264,9        | 16:49'55.264 |
| 12                             | 33.692        | 31.316        | 21.839        | 18.685        | 1'45.532        | 266,2        | 16:51'40.796 |
| 13                             | 33.682        | 31.002        | 21.981        | 18.754        | <b>1'45.419</b> | 267,6        | 16:53'26.215 |
| 14                             | 33.802        | 31.087        | 21.970        | 18.625        | 1'45.484        | 267,6        | 16:55'11.699 |
| 15                             | 34.323        | 31.394        | 21.839        | 18.727        | 1'46.283        | 271,6        | 16:56'57.982 |
| 16                             | 33.845        | 31.274        | 21.862        | 18.653        | 1'45.634        | 270,9        | 16:58'43.616 |
| 17                             | 33.830        | 31.222        | 21.833        | 18.716        | 1'45.601        | 264,9        | 17:00'29.217 |

Race Time 29'56.772 + 0.991Pen

| 9° 17 J. MCPHEE [1'45.024] |               |               |               |               |                 |              |              |
|----------------------------|---------------|---------------|---------------|---------------|-----------------|--------------|--------------|
| Lap                        | Seg.1         | Seg.2         | Seg.3         | Seg.4         | Lap Time        | km/h         | Local Time   |
| 1                          |               | 31.655        | <b>21.817</b> | 18.570        | 1'47.153        | 173,1        | 16:32'19.598 |
| 2                          | 33.849        | 31.347        | 21.851        | 18.624        | 1'45.671        | 270,2        | 16:34'05.269 |
| 3                          | <b>33.479</b> | 31.016        | 21.909        | 18.620        | <b>1'45.024</b> | 264,9        | 16:35'50.293 |
| 4                          | 33.692        | <b>30.917</b> | 21.893        | 18.592        | 1'45.094        | 258,6        | 16:37'35.387 |
| 5                          | 33.810        | 30.997        | 21.924        | 18.600        | 1'45.331        | 264,3        | 16:39'20.718 |
| 6                          | 33.599        | 31.055        | 21.911        | 18.650        | 1'45.215        | 267,6        | 16:41'05.933 |
| 7                          | 34.222        | 31.310        | 21.959        | 18.678        | 1'46.169        | 262,4        | 16:42'52.102 |
| 8                          | 33.731        | 31.136        | 21.888        | <b>18.557</b> | 1'45.312        | 264,9        | 16:44'37.414 |
| 9                          | 33.633        | 31.023        | 21.969        | 18.738        | 1'45.363        | <b>272,3</b> | 16:46'22.777 |
| 10                         | 33.954        | 31.222        | 22.001        | 18.647        | 1'45.824        | 263,7        | 16:48'08.601 |
| 11                         | 33.844        | 31.346        | 21.882        | 18.832        | 1'45.904        | 260,5        | 16:49'54.505 |
| 12                         | 33.671        | 31.159        | 22.051        | 18.672        | 1'45.553        | 260,5        | 16:51'40.058 |
| 13                         | 33.620        | 31.050        | 21.850        | 18.642        | 1'45.162        | 263,7        | 16:53'25.220 |
| 14                         | 34.493        | 31.040        | 22.015        | 18.661        | 1'46.209        | 263,7        | 16:55'11.429 |
| 15                         | 35.070        | 31.221        | 21.940        | 18.704        | 1'46.935        | 266,2        | 16:56'58.364 |
| 16                         | 33.734        | 31.227        | 22.029        | 18.797        | 1'45.787        | 263,7        | 16:58'44.151 |
| 17                         | 33.914        | 31.701        | 22.222        | 19.111        | 1'46.948        | 261,1        | 17:00'31.099 |

Race Time 29'58.654

| 10° 69 T. BOOTH-AMOS [1'45.449] |               |        |        |               |          |              |              |
|---------------------------------|---------------|--------|--------|---------------|----------|--------------|--------------|
| Lap                             | Seg.1         | Seg.2  | Seg.3  | Seg.4         | Lap Time | km/h         | Local Time   |
| 1                               |               | 31.627 | 22.279 | 18.474        | 1'47.396 | 177,3        | 16:32'19.841 |
| 2                               | 34.041        | 31.292 | 21.939 | <b>18.461</b> | 1'45.733 | 266,9        | 16:34'05.574 |
| 3                               | 33.841        | 31.121 | 22.090 | 18.540        | 1'45.592 | <b>268,2</b> | 16:35'51.166 |
| 4                               | 33.940        | 31.250 | 22.170 | 18.711        | 1'46.071 | 258,0        | 16:37'37.237 |
| 5                               | <b>33.727</b> | 31.138 | 22.105 | 18.728        | 1'45.698 | 258,0        | 16:39'22.935 |
| 6                               | 33.931        | 31.239 | 21.924 | 18.803        | 1'45.897 | 256,2        | 16:41'08.832 |

| 11° 40 S. CORSI [1'45.448] |               |               |               |        |                 |              |              |              |
|----------------------------|---------------|---------------|---------------|--------|-----------------|--------------|--------------|--------------|
| Lap                        | Seg.1         | Seg.2         | Seg.3         | Seg.4  | Lap Time        | km/h         | Local Time   |              |
| 1                          |               |               | 31.865        | 21.978 | <b>18.692</b>   | 1'48.113     | 180,6        | 16:32'20.558 |
| 2                          | 33.948        | 31.086        | 21.929        | 18.728 | 1'45.691        | 266,9        | 16:34'06.249 |              |
| 3                          | 33.892        | 31.440        | <b>21.628</b> | 18.803 | 1'45.763        | 266,2        | 16:35'52.012 |              |
| 4                          | 33.848        | 31.146        | 22.076        | 18.747 | 1'45.817        | 261,7        | 16:37'37.829 |              |
| 5                          | 33.853        | 31.244        | 22.087        | 18.749 | 1'45.933        | <b>269,6</b> | 16:39'23.762 |              |
| 6                          | <b>33.637</b> | 31.132        | 21.737        | 18.942 | <b>1'45.448</b> | 264,9        | 16:41'09.210 |              |
| 7                          | 33.995        | 31.151        | 21.713        | 18.895 | 1'45.754        | 259,9        | 16:42'54.964 |              |
| 8                          | 33.853        | <b>31.059</b> | 21.848        | 18.934 | 1'45.694        | 263,7        | 16:44'40.658 |              |
| 9                          | 33.741        | 31.086        | 21.916        | 18.884 | 1'45.627        | 263,0        | 16:46'26.285 |              |
| 10                         | 33.772        | 31.060        | 21.850        | 18.810 | 1'45.492        | 266,2        | 16:48'11.777 |              |
| 11                         | 33.763        | 31.140        | 21.780        | 18.929 | 1'45.612        | 264,9        | 16:49'57.389 |              |
| 12                         | 33.766        | 31.189        | 21.928        | 18.895 | 1'45.778        | 264,3        | 16:51'43.167 |              |
| 13                         | 33.863        | 31.213        | 21.808        | 18.992 | 1'45.876        | 265,6        | 16:53'29.043 |              |
| 14                         | 33.895        | 31.216        | 21.889        | 18.922 | 1'45.922        | 264,3        | 16:55'14.965 |              |
| 15                         | 34.101        | 31.202        | 21.883        | 18.943 | 1'46.129        | 265,6        | 16:57'01.094 |              |
| 16                         | 33.885        | 31.284        | 21.872        | 19.127 | 1'46.168        | 263,7        | 16:58'47.262 |              |
| 17                         | 33.922        | 31.349        | 21.972        | 19.081 | 1'46.324        | 261,7        | 17:00'33.586 |              |

Race Time 30'01.141

| 12° 99 A. HUERTAS [1'43.578] |        |               |               |               |                 |              |              |              |
|------------------------------|--------|---------------|---------------|---------------|-----------------|--------------|--------------|--------------|
| Lap                          | Seg.1  | Seg.2         | Seg.3         | Seg.4         | Lap Time        | km/h         | Local Time   |              |
| 1                            |        |               | 30.810        | 21.519        | 18.557          | 1'43.405     | 163,4        | 16:32'15.850 |
| 2                            | 33.217 | <b>30.502</b> | <b>21.438</b> | <b>18.421</b> | <b>1'43.578</b> | 269,6        | 16:33'59.428 |              |
| 3                            | 33.129 | 30.572        | 21.689        | 18.531        | 1'43.921        | <b>273,6</b> | 16:35'43.349 |              |
| 4                            | 33.390 | 30.548        | 21.540        | 18.639        | 1'44.117        | 270,9        | 16:37'27.466 |              |
| 5                            | 33.413 | 30.641        | 21.642        | 18.636        | 1'44.332        | 267,6        | 16:39'11.798 |              |
| 6                            | 33.279 | 30.661        | 21.655        | 18.610        | 1'44.205        | 272,3        | 16:40'56.003 |              |
| 7                            | 33.275 | 30.520        | 21.540        | 18.693        | 1'44.028        | 268,2        | 16:42'40.031 |              |
| 8                            | 33.173 | 30.623        | 21.523        | 18.701        | 1'44.020        | 267,6        | 16:44'24.051 |              |
| 9                            | 33.153 | 30.612        | 24.478        | 23.078        | 2'07.421        | 267,6        | 16:46'31.472 |              |
| 10                           | 35.204 | 33.129        | 22.883        | 18.682        | 1'49.898        | 263,0        | 16:48'21.370 |              |
| 11                           | 33.485 | 30.972        | 22.085        | 18.851        | 1'45.393        | 266,9        | 16:50'06.763 |              |
| 12                           | 33.375 | 30.636        | 21.813        | 18.787        | 1'44.611        | 269,6        | 16:51'51.374 |              |
| 13                           | 33.231 | 30.698        | 21.582        | 18.680        | 1'44.191        | 268,9        | 16:53'35.565 |              |
| 14                           | 33.226 | 30.633        | 21.774        | 18.767        | 1'44.400        | 268,2        | 16:55'19.965 |              |
| 15                           | 33.119 | 30.978        | 21.752        | 18.714        | 1'44.563        | 270,9        | 16:57'04.528 |              |
| 16                           | 33.431 | 30.955        | 21.878        | 18.838        | 1'45.102        | 271,6        | 16:58'49.630 |              |
| 17                           | 33.357 | 31.027        | 22.090        | 18.594        | 1'45.068        | 270,2        | 17:00'34.698 |              |

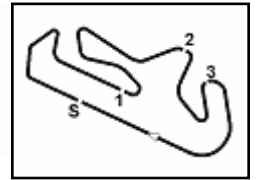
Race Time 30'02.253

| 13° 5 N. ANTONELLI [1'45.630] |        |        |        |        |               |              |              |              |
|-------------------------------|--------|--------|--------|--------|---------------|--------------|--------------|--------------|
| Lap                           | Seg.1  | Seg.2  | Seg.3  | Seg.4  | Lap Time      | km/h         | Local Time   |              |
| 1                             |        |        | 31.700 | 22.199 | <b>18.674</b> | 1'46.779     | 176,5        | 16:32'19.224 |
| 2                             | 33.966 | 31.301 | 21.867 | 18.807 | 1'45.941      | <b>269,6</b> | 16:34'05.165 |              |
| 3                             | 33.933 | 31.360 | 22.361 | 18.696 | 1'46.350      | 268,2        | 16:35'51.515 |              |
| 4                             | 33.956 | 31.414 | 22.012 | 18.812 | 1'46.194      | 266,2        | 16:37'37.709 |              |
| 5                             | 33.777 | 31.231 | 22.130 | 18.814 | 1'45.952      | 268,9        | 16:39'23.661 |              |
| 6                             | 34.054 | 31.275 | 21.884 | 18.814 | 1'46.027      | 258,6        | 16:41'09.688 |              |
| 7                             | 33.969 | 31.287 | 21.924 | 18.779 | 1'45.959      | 266,9        | 16:42'55.647 |              |
| 8                             | 33.751 | 31.215 | 21.974 | 18.861 | 1'45.801      | 266,2        | 16:44'41.448 |              |
| 9                             | 33.736 | 31.261 | 22.104 | 18.908 | 1'46.009      | 265,6        | 16:46'27.457 |              |

11/08/2024 P = Pits In/Out - C = Lap Time Cancelled

These data/results cannot be reproduced, stored and/or transmitted in whole or in part by any manner of electronic, mechanical, photocopying, recording, broadcasting or otherwise now known or herein after developed without the previous express consent by the copyright owner, except for reproduction in daily press and regular printed publications on sale to the public within 60 days of the event related to those data/results and always provided that copyright symbol appears together as follows below.

© DORNA WSBK ORGANIZATION Srl 2024



Portimao 4.592 m

**Pirelli Portuguese Round, 9-11 August 2024**  
**Chronological Analysis Race 2**

**3 / 5**

Start at 16:30'32.445

|    |               |               |               |        |                 |       |              |    |        |        |        |        |          |       |              |
|----|---------------|---------------|---------------|--------|-----------------|-------|--------------|----|--------|--------|--------|--------|----------|-------|--------------|
| 10 | 33.830        | 31.326        | 21.910        | 18.839 | 1'45.905        | 266,2 | 16:48'13.362 | 13 | 33.695 | 31.292 | 21.827 | 19.044 | 1'45.858 | 264,9 | 16:53'33.992 |
| 11 | 33.754        | <b>31.168</b> | <b>21.813</b> | 18.895 | <b>1'45.630</b> | 263,0 | 16:49'58.992 | 14 | 33.873 | 31.350 | 21.849 | 19.036 | 1'46.108 | 263,7 | 16:55'20.100 |
| 12 | 33.775        | 31.203        | 21.978        | 18.820 | 1'45.776        | 264,3 | 16:51'44.768 | 15 | 33.710 | 31.198 | 21.947 | 18.966 | 1'45.821 | 264,9 | 16:57'05.921 |
| 13 | <b>33.691</b> | 31.188        | 21.916        | 18.957 | 1'45.752        | 265,6 | 16:53'30.520 | 16 | 33.840 | 31.385 | 21.859 | 19.033 | 1'46.117 | 266,9 | 16:58'52.038 |
| 14 | 33.782        | 31.277        | 21.913        | 18.878 | 1'45.850        | 264,9 | 16:55'16.370 | 17 | 33.674 | 31.400 | 21.930 | 19.079 | 1'46.083 | 263,0 | 17:00'38.121 |
| 15 | 33.835        | 31.508        | 21.915        | 18.850 | 1'46.108        | 266,2 | 16:57'02.478 |    |        |        |        |        |          |       |              |
| 16 | 33.707        | 31.239        | 21.916        | 19.010 | 1'45.872        | 265,6 | 16:58'48.350 |    |        |        |        |        |          |       |              |
| 17 | 33.757        | 31.225        | 22.871        | 18.685 | 1'46.538        | 264,9 | 17:00'34.888 |    |        |        |        |        |          |       |              |

Race Time 30'05.676

Race Time 30'02.443

| 14° 48 L. DALLA PORTA (1'45.567) |               |               |               |               |          |              |              |
|----------------------------------|---------------|---------------|---------------|---------------|----------|--------------|--------------|
| Lap                              | Seg1          | Seg2          | Seg3          | Seg4          | Lap Time | km/h         | Local Time   |
| 1                                |               | 31.833        | 22.237        | 18.833        | 1'48.796 | 178,5        | 16:32'21.241 |
| 2                                | 34.133        | 31.178        | 21.706        | 18.868        | 1'45.885 | 263,7        | 16:34'07.126 |
| 3                                | 33.907        | 31.208        | 21.853        | 18.657        | 1'45.625 | 266,2        | 16:35'52.751 |
| 4                                | 34.036        | 31.577        | 21.942        | 18.690        | 1'46.245 | 267,6        | 16:37'38.996 |
| 5                                | 34.225        | 31.040        | 21.778        | 18.702        | 1'45.745 | 266,9        | 16:39'24.741 |
| 6                                | 34.275        | 31.075        | 21.819        | 18.843        | 1'46.012 | 260,5        | 16:41'10.753 |
| 7                                | 34.225        | <b>30.971</b> | <b>21.677</b> | 18.828        | 1'45.701 | 261,1        | 16:42'56.454 |
| 8                                | 33.804        | 31.025        | 21.832        | 18.906        | 1'45.567 | 270,2        | 16:44'42.021 |
| 9                                | 34.219        | 31.014        | 21.879        | 18.641        | 1'45.753 | 261,1        | 16:46'27.774 |
| 10                               | 33.960        | 31.252        | 21.929        | 18.711        | 1'45.852 | <b>271,6</b> | 16:48'13.626 |
| 11                               | 33.984        | 31.108        | 21.801        | 18.757        | 1'45.650 | 269,6        | 16:49'59.276 |
| 12                               | <b>33.714</b> | 31.681        | 21.773        | 18.838        | 1'46.006 | 268,2        | 16:51'45.282 |
| 13                               | 33.824        | 31.049        | 21.835        | 18.870        | 1'45.578 | 268,2        | 16:53'30.860 |
| 14                               | 33.973        | 31.037        | 21.945        | 18.775        | 1'45.730 | 264,3        | 16:55'16.590 |
| 15                               | 33.937        | 31.406        | 21.955        | 18.916        | 1'46.214 | 264,9        | 16:57'02.804 |
| 16                               | 33.891        | 31.141        | 21.912        | 18.868        | 1'45.812 | 263,0        | 16:58'48.616 |
| 17                               | 34.201        | 31.009        | 22.486        | <b>18.638</b> | 1'46.334 | 263,0        | 17:00'34.950 |

Race Time 30'02.505

| 15° 32 O. BAYLISS (1'45.383) |               |               |               |               |                 |              |              |
|------------------------------|---------------|---------------|---------------|---------------|-----------------|--------------|--------------|
| Lap                          | Seg1          | Seg2          | Seg3          | Seg4          | Lap Time        | km/h         | Local Time   |
| 1                            |               | 31.519        | 22.039        | 18.747        | 1'47.080        | 175,3        | 16:32'19.525 |
| 2                            | 34.903        | 31.648        | 21.811        | 18.836        | 1'47.198        | 269,6        | 16:34'06.723 |
| 3                            | 33.905        | 31.167        | 21.679        | <b>18.632</b> | <b>1'45.383</b> | <b>272,9</b> | 16:35'52.106 |
| 4                            | 34.357        | 31.113        | 21.810        | 18.731        | 1'46.011        | 269,6        | 16:37'38.117 |
| 5                            | 33.910        | 31.131        | 22.025        | 19.472        | 1'46.538        | 268,2        | 16:39'24.655 |
| 6                            | 34.745        | <b>31.028</b> | 21.683        | 18.776        | 1'46.232        | 258,6        | 16:41'10.887 |
| 7                            | 33.745        | 31.140        | <b>21.646</b> | 18.989        | 1'45.520        | 267,6        | 16:42'56.407 |
| 8                            | 33.996        | 31.282        | 21.778        | 18.759        | 1'45.815        | 265,6        | 16:44'42.222 |
| 9                            | <b>33.684</b> | 31.089        | 21.817        | 18.907        | 1'45.497        | 268,2        | 16:46'27.719 |
| 10                           | 33.948        | 31.152        | 21.920        | 18.845        | 1'45.865        | 269,6        | 16:48'13.584 |
| 11                           | 33.762        | 31.154        | 21.796        | 18.930        | 1'45.642        | 266,9        | 16:49'59.226 |
| 12                           | 33.800        | 31.520        | 21.757        | 18.938        | 1'46.015        | 270,9        | 16:51'45.241 |
| 13                           | 34.061        | 31.336        | 21.776        | 19.011        | 1'46.184        | 266,9        | 16:53'31.425 |
| 14                           | 34.015        | 31.320        | 21.798        | 18.962        | 1'46.095        | 264,3        | 16:55'17.520 |
| 15                           | 33.907        | 31.267        | 21.684        | 18.933        | 1'45.791        | 265,6        | 16:57'03.311 |
| 16                           | 33.994        | 31.301        | 22.008        | 19.112        | 1'46.415        | 266,2        | 16:58'49.726 |
| 17                           | 34.108        | 31.434        | 22.117        | 19.155        | 1'46.814        | 263,0        | 17:00'36.540 |

Race Time 30'04.095

| 16° 74 P. BIESIEKIRSKI (1'45.550) |               |               |               |               |                 |              |              |
|-----------------------------------|---------------|---------------|---------------|---------------|-----------------|--------------|--------------|
| Lap                               | Seg1          | Seg2          | Seg3          | Seg4          | Lap Time        | km/h         | Local Time   |
| 1                                 |               | 32.135        | 22.367        | 18.957        | 1'49.211        | 179,4        | 16:32'21.656 |
| 2                                 | 34.062        | 31.215        | 21.932        | 18.948        | 1'46.157        | 271,6        | 16:34'07.813 |
| 3                                 | 33.614        | 32.963        | 21.772        | <b>18.903</b> | 1'47.252        | <b>272,3</b> | 16:35'55.065 |
| 4                                 | 33.831        | 31.415        | 21.898        | 18.928        | 1'46.072        | 264,9        | 16:37'41.137 |
| 5                                 | 34.156        | 31.123        | 21.821        | 19.077        | 1'46.177        | 266,2        | 16:39'27.314 |
| 6                                 | 33.803        | 31.137        | 21.844        | 19.000        | 1'45.784        | 264,3        | 16:41'13.098 |
| 7                                 | 33.702        | 31.169        | 21.781        | 19.122        | 1'45.774        | 264,3        | 16:42'58.872 |
| 8                                 | 33.649        | 31.322        | 21.824        | 19.076        | 1'45.871        | 264,3        | 16:44'44.743 |
| 9                                 | 33.612        | 31.133        | <b>21.768</b> | 19.091        | 1'45.604        | 265,6        | 16:46'30.347 |
| 10                                | <b>33.576</b> | <b>31.003</b> | 21.944        | 19.027        | <b>1'45.550</b> | 266,2        | 16:48'15.897 |
| 11                                | 33.585        | 31.288        | 22.112        | 19.102        | 1'46.087        | 263,7        | 16:50'01.984 |
| 12                                | 33.840        | 31.293        | 21.947        | 19.070        | 1'46.150        | 263,7        | 16:51'48.134 |

11/08/2024 P = Pits In/Out - C = Lap Time Cancelled

These data/results cannot be reproduced, stored and/or transmitted in whole or in part by any manner of electronic, mechanical, photocopying, recording, broadcasting or otherwise now known or herein after developed without the previous express consent by the copyright owner, except for reproduction in daily press and regular printed publications on sale to the public within 60 days of the event related to those data/results and always provided that copyright symbol appears together as follows below.

© DORNA WSBK ORGANIZATION Srl 2024

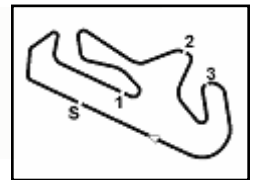
| 17° 71 T. EDWARDS (1'45.867) |               |               |               |        |                 |              |              |              |
|------------------------------|---------------|---------------|---------------|--------|-----------------|--------------|--------------|--------------|
| Lap                          | Seg1          | Seg2          | Seg3          | Seg4   | Lap Time        | km/h         | Local Time   |              |
| 1                            |               |               | 31.877        | 22.666 | <b>18.625</b>   | 1'50.012     | 190,8        | 16:32'22.457 |
| 2                            | 34.358        | 31.898        | 22.232        | 18.741 | 1'47.229        | 265,6        | 16:34'09.686 |              |
| 3                            | 34.227        | 31.422        | 21.947        | 18.713 | 1'46.309        | 267,6        | 16:35'55.995 |              |
| 4                            | 34.147        | 31.238        | 22.069        | 18.631 | 1'46.085        | 267,6        | 16:37'42.080 |              |
| 5                            | 33.878        | 31.361        | 21.865        | 18.804 | 1'45.908        | <b>273,6</b> | 16:39'27.988 |              |
| 6                            | 33.924        | 31.263        | 21.889        | 18.791 | <b>1'45.867</b> | 263,7        | 16:41'13.855 |              |
| 7                            | 34.073        | 31.294        | <b>21.713</b> | 19.046 | 1'46.126        | 264,3        | 16:42'59.981 |              |
| 8                            | 34.020        | 31.455        | 21.728        | 18.844 | 1'46.047        | 263,0        | 16:44'46.028 |              |
| 9                            | 34.032        | <b>31.183</b> | 21.914        | 18.988 | 1'46.117        | 262,4        | 16:46'32.145 |              |
| 10                           | 33.987        | 31.366        | 21.833        | 18.862 | 1'46.048        | 268,2        | 16:48'18.193 |              |
| 11                           | 34.045        | 31.497        | 21.814        | 18.992 | 1'46.348        | 261,1        | 16:50'04.541 |              |
| 12                           | 34.066        | 31.613        | 22.233        | 18.975 | 1'46.887        | 262,4        | 16:51'51.428 |              |
| 13                           | <b>33.839</b> | 31.528        | 21.861        | 19.205 | 1'46.433        | 266,9        | 16:53'37.861 |              |
| 14                           | 34.026        | 31.435        | 21.898        | 19.158 | 1'46.517        | 259,9        | 16:55'24.378 |              |
| 15                           | 34.108        | 31.295        | 21.924        | 19.025 | 1'46.352        | 261,1        | 16:57'10.730 |              |
| 16                           | 33.895        | 31.841        | 21.929        | 19.013 | 1'46.678        | 261,1        | 16:58'57.408 |              |
| 17                           | 33.980        | 31.571        | 22.011        | 19.159 | 1'46.721        | 261,7        | 17:00'44.129 |              |

Race Time 30'11.684

| 18° 51 A. SARMOON (1'46.032) |               |               |               |               |                 |              |              |              |
|------------------------------|---------------|---------------|---------------|---------------|-----------------|--------------|--------------|--------------|
| Lap                          | Seg1          | Seg2          | Seg3          | Seg4          | Lap Time        | km/h         | Local Time   |              |
| 1                            |               |               | 31.814        | 22.576        | 18.664          | 1'49.333     | 181,2        | 16:32'21.778 |
| 2                            | 34.391        | 31.377        | 22.082        | <b>18.615</b> | 1'46.465        | <b>274,3</b> | 16:34'08.243 |              |
| 3                            | 34.329        | 32.182        | 21.984        | 18.763        | 1'47.258        | 272,9        | 16:35'55.501 |              |
| 4                            | 34.202        | 31.358        | 22.080        | 18.720        | 1'46.360        | 264,9        | 16:37'41.861 |              |
| 5                            | 34.424        | 31.250        | <b>21.811</b> | 18.682        | 1'46.167        | 265,6        | 16:39'28.028 |              |
| 6                            | 34.252        | <b>31.192</b> | 21.991        | 18.711        | 1'46.146        | 261,7        | 16:41'14.174 |              |
| 7                            | 34.148        | 31.209        | 21.968        | 18.798        | 1'46.123        | 263,7        | 16:43'00.297 |              |
| 8                            | 34.060        | 31.235        | 22.040        | 18.697        | <b>1'46.032</b> | 264,9        | 16:44'46.329 |              |
| 9                            | 34.078        | 31.385        | 22.524        | 18.720        | 1'46.707        | 265,6        | 16:46'33.036 |              |
| 10                           | 34.264        | 31.894        | 22.061        | 18.766        | 1'46.985        | 264,9        | 16:48'20.021 |              |
| 11                           | 34.016        | 31.528        | 22.214        | 18.982        | 1'46.740        | 261,7        | 16:50'06.761 |              |
| 12                           | 34.192        | 31.408        | 22.281        | 18.956        | 1'46.837        | 261,1        | 16:51'53.598 |              |
| 13                           | 34.271        | 31.699        | 22.208        | 19.031        | 1'47.209        | 259,2        | 16:53'40.807 |              |
| 14                           | 34.646        | 31.707        | 21.927        | 18.857        | 1'47.137        | 257,4        | 16:55'27.944 |              |
| 15                           | <b>33.998</b> | 31.381        | 22.186        | 19.007        | 1'46.572        | 261,7        | 16:57'14.516 |              |
| 16                           | 34.305        | 31.670        | 22.063        | 18.973        | 1'47.011        | 259,2        | 16:59'01.527 |              |
| 17                           | 34.540        | 31.782        | 22.192        | 19.201        | 1'47.715        | 256,8        | 17:00'49.242 |              |

Race Time 30'16.797

| 19° 89 K. BIN PAWI (1'45.862) |               |               |               |               |                 |              |              |              |
|-------------------------------|---------------|---------------|---------------|---------------|-----------------|--------------|--------------|--------------|
| Lap                           | Seg1          | Seg2          | Seg3          | Seg4          | Lap Time        | km/h         | Local Time   |              |
| 1                             |               |               | 31.930        | 22.391        | 18.858          | 1'49.253     | 179,4        | 16:32'21.698 |
| 2                             | 34.173        | 31.367        | 22.089        | <b>18.672</b> | 1'46.301        | 268,2        | 16:34'07.999 |              |
| 3                             | <b>33.747</b> | 31.561        | 21.840        | 18.850        | 1'45.998        | <b>272,9</b> | 16:35'53.997 |              |
| 4                             | 33.833        | 32.163        | <b>21.820</b> | 18.957        | 1'46.773        | 263,7        | 16:37'40.770 |              |
| 5                             | 34.773        | 31.437        | 21.871        | 18.872        | 1'46.953        | 262,4        | 16:39'27.723 |              |
| 6                             | 33.810        | 31.335        | 21.897        | 18.820        | <b>1'45.862</b> | 262,4        | 16:41'13.585 |              |
| 7                             | 34.166        | 32.188        | 21.912        | 18.750        | 1'47.016        | 261,7        | 16:43'00.601 |              |
| 8                             | 34.176        | 31.385        | 22.026        | 18.708        | 1'46.295        | 265,6        | 16:44'46.896 |              |
| 9                             | 33.927        | <b>31.195</b> | 22.017        | 18.986        | 1'46.125        | 263,7        | 16:46'33.021 |              |
| 10                            | 34.004        | 31.970        | 22.019        | 18.928        | 1'46.921        | 263,7        | 16:48'19.942 |              |
| 11                            | 34.426        | 31.709        | 22.233        | 18.882        | 1'47.250        | 256,8        | 16:50'07.192 |              |
| 12                            | 34.102        | 31.603        | 22.181        | 19.001        | 1'46.887        | 264,9        | 16:51'54.079 |              |
| 13                            | 34.224        | 31.649        | 22.126        | 19.057        | 1'47.056        | 259,2        | 16:53'41.135 |              |
| 14                            | 34.525        | 31.935        | 21.936        | 18.923        | 1'47.319        | 264,3        | 16:55'28.454 |              |
| 15                            | 34.104        | 31.641        | 22.095        |               |                 |              |              |              |



Portimao 4.592 m

**Pirelli Portuguese Round, 9-11 August 2024**  
**Chronological Analysis Race 2**

Start at 16:30'32.445

4 / 5

|                     |        |        |        |        |          |       |              |
|---------------------|--------|--------|--------|--------|----------|-------|--------------|
| 16                  | 34.021 | 31.750 | 22.024 | 19.179 | 1'46.974 | 263,7 | 16:59'02.214 |
| 17                  | 34.108 | 31.800 | 22.166 | 19.051 | 1'47.125 | 261,1 | 17:00'49.339 |
| Race Time 30'16.894 |        |        |        |        |          |       |              |

| 20° 50 D. VOSTATEK [1'46.241] |               |               |               |               |                 |              |              |
|-------------------------------|---------------|---------------|---------------|---------------|-----------------|--------------|--------------|
| Lap                           | Seg1          | Seg2          | Seg3          | Seg4          | Lap Time        | km/h         | Local Time   |
| 1                             |               | 32.056        | 22.462        | <b>18.694</b> | 1'50.525        | 186,5        | 16:32'22.970 |
| 2                             | 34.357        | 32.040        | 22.351        | 18.748        | 1'47.496        | 258,0        | 16:34'10.466 |
| 3                             | 34.234        | 31.825        | 22.250        | 18.766        | 1'47.075        | <b>266,9</b> | 16:35'57.541 |
| 4                             | 34.442        | 31.999        | 22.181        | 18.740        | 1'47.362        | 256,2        | 16:37'44.903 |
| 5                             | 34.325        | 31.644        | 22.589        | 18.782        | 1'47.340        | 258,0        | 16:39'32.243 |
| 6                             | 34.243        | 31.477        | 22.111        | 18.789        | 1'46.620        | 260,5        | 16:41'18.863 |
| 7                             | 34.206        | 31.329        | <b>21.902</b> | 18.823        | 1'46.260        | 263,0        | 16:43'05.123 |
| 8                             | 34.819        | 31.413        | 22.076        | 18.803        | 1'47.111        | 248,5        | 16:44'52.234 |
| 9                             | 34.256        | 31.355        | 22.484        | 18.965        | 1'47.060        | 261,1        | 16:46'39.294 |
| 10                            | 34.389        | 31.648        | 22.192        | 18.999        | 1'47.228        | 260,5        | 16:48'26.522 |
| 11                            | 34.370        | 31.420        | 22.092        | 18.849        | 1'46.731        | 258,0        | 16:50'13.253 |
| 12                            | 34.278        | 31.592        | 22.124        | 18.922        | 1'46.916        | 259,9        | 16:52'00.169 |
| 13                            | 34.336        | 31.386        | 22.116        | 18.970        | 1'46.808        | 259,2        | 16:53'46.977 |
| 14                            | 34.130        | 31.374        | 21.950        | 18.939        | 1'46.393        | 258,6        | 16:55'33.370 |
| 15                            | <b>33.956</b> | <b>31.316</b> | 22.015        | 18.954        | <b>1'46.241</b> | 259,9        | 16:57'19.611 |
| 16                            | 34.163        | 31.493        | 22.076        | 19.114        | 1'46.846        | 259,9        | 16:59'06.457 |
| 17                            | 34.180        | 31.586        | 22.076        | 19.083        | 1'46.925        | 258,6        | 17:00'53.382 |
| Race Time 30'20.937           |               |               |               |               |                 |              |              |

| 21° 22 F. FULIGNI [1'46.418] |               |               |               |               |                 |              |              |
|------------------------------|---------------|---------------|---------------|---------------|-----------------|--------------|--------------|
| Lap                          | Seg1          | Seg2          | Seg3          | Seg4          | Lap Time        | km/h         | Local Time   |
| 1                            |               | 31.879        | 22.478        | <b>18.773</b> | 1'49.697        | 183,4        | 16:32'22.142 |
| 2                            | 34.376        | 32.663        | 22.695        | 18.979        | 1'48.713        | <b>273,6</b> | 16:34'10.855 |
| 3                            | 34.323        | 31.577        | 22.209        | 18.851        | 1'46.960        | 268,2        | 16:35'57.815 |
| 4                            | 34.474        | 31.516        | 22.113        | 18.959        | 1'47.062        | 264,9        | 16:37'44.877 |
| 5                            | <b>33.843</b> | 31.526        | <b>21.935</b> | 19.114        | <b>1'46.418</b> | 268,2        | 16:39'31.295 |
| 6                            | 34.134        | 31.469        | 22.387        | 19.196        | 1'47.186        | 260,5        | 16:41'18.481 |
| 7                            | 34.157        | 31.291        | 21.951        | 19.201        | 1'46.600        | 261,1        | 16:43'05.081 |
| 8                            | 34.352        | 31.398        | 22.061        | 19.235        | 1'47.046        | 261,7        | 16:44'52.127 |
| 9                            | 34.036        | 31.383        | 22.459        | 19.254        | 1'47.132        | 261,7        | 16:46'39.259 |
| 10                           | 33.986        | 31.661        | 22.352        | 19.206        | 1'47.205        | 263,0        | 16:48'26.464 |
| 11                           | 33.913        | 31.440        | 22.009        | 19.241        | 1'46.603        | 261,7        | 16:50'13.067 |
| 12                           | 34.264        | 31.452        | 22.155        | 19.186        | 1'47.057        | 261,1        | 16:52'00.124 |
| 13                           | 34.877        | 31.630        | 22.298        | 19.173        | 1'47.978        | 263,0        | 16:53'48.102 |
| 14                           | 34.171        | 31.347        | 21.972        | 19.163        | 1'46.653        | 263,0        | 16:55'34.755 |
| 15                           | 33.916        | <b>31.270</b> | 22.135        | 19.115        | 1'46.436        | 264,3        | 16:57'21.191 |
| 16                           | 34.184        | 31.790        | 22.181        | 19.244        | 1'47.399        | 263,7        | 16:59'08.590 |
| 17                           | 34.217        | 31.580        | 22.022        | 19.396        | 1'47.215        | 261,7        | 17:00'55.805 |
| Race Time 30'23.360          |               |               |               |               |                 |              |              |

| 22° 68 L. POWER [1'46.911] |               |               |               |               |                 |              |              |
|----------------------------|---------------|---------------|---------------|---------------|-----------------|--------------|--------------|
| Lap                        | Seg1          | Seg2          | Seg3          | Seg4          | Lap Time        | km/h         | Local Time   |
| 1                          |               | 31.597        | 22.500        | <b>18.638</b> | 1'49.841        | 188,5        | 16:32'22.286 |
| 2                          | <b>34.205</b> | 31.849        | 22.426        | 18.870        | 1'47.350        | <b>272,3</b> | 16:34'09.636 |
| 3                          | 34.819        | 31.593        | 22.358        | 18.979        | 1'47.749        | 262,4        | 16:35'57.385 |
| 4                          | 34.355        | 31.479        | 22.494        | 18.979        | 1'47.307        | 257,4        | 16:37'44.692 |
| 5                          | 34.333        | 31.473        | 22.765        | 18.911        | 1'47.482        | 259,9        | 16:39'32.174 |
| 6                          | 34.463        | 31.544        | 22.208        | 18.816        | 1'47.031        | 259,2        | 16:41'19.205 |
| 7                          | 34.260        | 31.568        | <b>22.195</b> | 18.888        | <b>1'46.911</b> | 262,4        | 16:43'06.116 |
| 8                          | 34.336        | 31.417        | 22.335        | 18.929        | 1'47.017        | 261,1        | 16:44'53.133 |
| 9                          | 34.300        | <b>31.311</b> | 22.453        | 18.973        | 1'47.037        | 259,2        | 16:46'40.170 |
| 10                         | 34.254        | 32.027        | 22.289        | 18.976        | 1'47.546        | 261,7        | 16:48'27.716 |
| 11                         | 34.531        | 31.541        | 22.286        | 18.985        | 1'47.343        | 257,4        | 16:50'15.059 |
| 12                         | 34.502        | 31.565        | 22.218        | 18.864        | 1'47.149        | 258,0        | 16:52'02.208 |
| 13                         | 34.225        | 31.537        | 22.434        | 19.090        | 1'47.286        | 259,2        | 16:53'49.494 |
| 14                         | 34.317        | 31.573        | 22.388        | 18.969        | 1'47.247        | 257,4        | 16:55'36.741 |
| 15                         | 34.250        | 31.634        | 22.462        | 19.004        | 1'47.350        | 258,6        | 16:57'24.091 |
| 16                         | 34.365        | 31.593        | 22.467        | 19.020        | 1'47.445        | 258,0        | 16:59'11.536 |
| 17                         | 34.364        | 31.835        | 22.416        | 19.205        | 1'47.820        | 255,6        | 17:00'59.351 |
| Race Time 30'26.911        |               |               |               |               |                 |              |              |

| 23° 3 R. DE ROSA [1'46.796] |               |               |               |        |                 |              |              |              |
|-----------------------------|---------------|---------------|---------------|--------|-----------------|--------------|--------------|--------------|
| Lap                         | Seg1          | Seg2          | Seg3          | Seg4   | Lap Time        | km/h         | Local Time   |              |
| 1                           |               |               | 32.403        | 22.428 | <b>18.694</b>   | 1'50.322     | 182,1        | 16:32'22.767 |
| 2                           | 34.370        | 31.809        | 22.148        | 18.703 | 1'47.030        | <b>266,2</b> | 16:34'09.797 |              |
| 3                           | 34.683        | 31.909        | 22.192        | 18.918 | 1'47.702        | 260,5        | 16:35'57.499 |              |
| 4                           | <b>33.971</b> | 35.684        | 22.321        | 19.089 | 1'51.065        | 262,4        | 16:37'48.564 |              |
| 5                           | 34.421        | 31.640        | 22.085        | 19.078 | 1'47.224        | 255,0        | 16:39'35.788 |              |
| 6                           | 34.083        | 31.655        | 22.061        | 18.997 | <b>1'46.796</b> | 253,2        | 16:41'22.584 |              |
| 7                           | 34.405        | 32.279        | 22.921        | 19.179 | 1'48.784        | 253,8        | 16:43'11.368 |              |
| 8                           | 34.279        | 31.747        | 22.236        | 19.013 | 1'47.275        | 258,6        | 16:44'58.643 |              |
| 9                           | 34.404        | <b>31.495</b> | 22.115        | 19.033 | 1'47.047        | 252,6        | 16:46'45.690 |              |
| 10                          | 34.376        | 31.569        | 22.170        | 18.941 | 1'47.056        | 253,8        | 16:48'32.746 |              |
| 11                          | 34.298        | 31.585        | 22.140        | 19.059 | 1'47.082        | 252,0        | 16:50'19.828 |              |
| 12                          | 34.287        | 31.549        | <b>22.032</b> | 19.009 | 1'46.877        | 253,2        | 16:52'06.705 |              |
| 13                          | 34.228        | 31.713        | 22.051        | 19.126 | 1'47.118        | 253,8        | 16:53'53.823 |              |
| 14                          | 34.207        | 31.624        | 22.089        | 19.000 | 1'46.920        | 253,2        | 16:55'40.743 |              |
| 15                          | 34.229        | 31.650        | 22.060        | 19.023 | 1'46.962        | 253,2        | 16:57'27.705 |              |
| 16                          | 34.166        | 31.633        | 22.075        | 19.030 | 1'46.904        | 254,4        | 16:59'14.609 |              |
| 17                          | 34.737        | 31.631        | 22.112        | 19.103 | 1'47.583        | 252,6        | 17:01'02.192 |              |
| Race Time 30'29.747         |               |               |               |        |                 |              |              |              |

| 24° 24 S. MINAMIMOTO [1'46.964] |               |               |               |               |                 |              |              |              |
|---------------------------------|---------------|---------------|---------------|---------------|-----------------|--------------|--------------|--------------|
| Lap                             | Seg1          | Seg2          | Seg3          | Seg4          | Lap Time        | km/h         | Local Time   |              |
| 1                               |               |               | 31.970        | 22.538        | 18.699          | 1'50.771     | 189,1        | 16:32'23.216 |
| 2                               | 34.386        | 31.929        | 22.470        | 18.867        | 1'47.652        | <b>264,3</b> | 16:34'10.868 |              |
| 3                               | 34.536        | 31.661        | <b>22.132</b> | <b>18.635</b> | <b>1'46.964</b> | 259,9        | 16:35'57.832 |              |
| 4                               | 34.692        | <b>31.644</b> | 22.348        | 18.874        | 1'47.558        | 249,7        | 16:37'45.390 |              |
| 5                               | 34.383        | 32.085        | 22.249        | 19.060        | 1'47.777        | 260,5        | 16:39'33.167 |              |
| 6                               | 34.640        | 31.656        | 22.340        | 18.953        | 1'47.589        | <b>264,3</b> | 16:41'20.756 |              |
| 7                               | 35.865        | 32.383        | 23.041        | 19.242        | 1'50.531        | 261,7        | 16:43'11.287 |              |
| 8                               | 34.858        | 32.030        | 22.344        | 19.110        | 1'48.342        | 256,8        | 16:44'59.629 |              |
| 9                               | 34.704        | 31.912        | 22.340        | 19.172        | 1'48.128        | 261,1        | 16:46'47.757 |              |
| 10                              | 34.490        | 31.802        | 22.275        | 19.217        | 1'47.784        | 262,4        | 16:48'35.541 |              |
| 11                              | 34.603        | 32.038        | 22.280        | 19.151        | 1'48.072        | 256,8        | 16:50'23.613 |              |
| 12                              | 34.742        | 32.010        | 22.664        | 19.337        | 1'48.753        | 258,0        | 16:52'12.366 |              |
| 13                              | 34.581        | 32.067        | 22.373        | 19.231        | 1'48.252        | 258,0        | 16:54'00.618 |              |
| 14                              | 34.340        | 32.163        | 22.355        | 19.189        | 1'48.047        | 258,0        | 16:55'48.665 |              |
| 15                              | 34.539        | 31.912        | 22.301        | 19.237        | 1'47.989        | 258,6        | 16:57'36.654 |              |
| 16                              | <b>34.317</b> | 32.140        | 22.521        | 19.216        | 1'48.194        | 258,6        | 16:59'24.848 |              |
| 17                              | 34.417        | 32.079        | 22.411        | 19.233        | 1'48.140        | 256,8        | 17:01'12.988 |              |
| Race Time 30'40.543             |               |               |               |               |                 |              |              |              |

| 25° 9 J. NAVARRO [1'44.155] |          |               |               |        |                 |              |              |              |
|-----------------------------|----------|---------------|---------------|--------|-----------------|--------------|--------------|--------------|
| Lap                         | Seg1     | Seg2          | Seg3          | Seg4   | Lap Time        | km/h         | Local Time   |              |
| 1                           |          |               | 30.826        | 21.887 | <b>18.576</b>   | 1'43.662     | 164,9        | 16:32'16.107 |
| 2                           | 33.343   | <b>30.635</b> | 21.573        | 18.604 | <b>1'44.155</b> | <b>269,6</b> | 16:34'00.262 |              |
| 3                           | 33.326   | 30.744        | 21.565        | 18.668 | 1'44.303        | 266,9        | 16:35'44.565 |              |
| 4                           | 33.415   | 30.975        | 21.494        | 18.712 | 1'44.596        | 263,7        | 16:37'29.161 |              |
| 5                           | 33.389   | 30.851        | 21.454        | 18.752 | 1'44.446        | 264,3        | 16:39'13.607 |              |
| 6                           | 33.387   | 30.814        | 22.822        | 18.794 | 1'45.817        | 264,3        | 16:40'59.424 |              |
| 7                           | 33.417   | 30.909        | <b>21.438</b> | 18.793 | 1'44.557        | 261,7        | 16:42'43.981 |              |
| 8                           | 33.423   | 1'02.197      | 24.130        | 39.676 | 2'39.426P       | 263,7        | 16:45'23.407 |              |
| 9                           | 5'19.559 | 31.519        | 21.763        | 18.849 | 6'31.690P       |              | 16:51'55.097 |              |
| 10                          | 33.751   | 31.375        | 22.073        | 18.851 | 1'46.050        | 265,6        | 16:53'41.147 |              |
| 11                          | 34.179   | 31.316        | 21.679        | 18.904 | 1'46.078        | 261,7        | 16:55'27.225 |              |
| 12                          | 33.574   | 31.232        | 21.768        | 18.863 | 1'45.437        | 264,3        | 16:57'12.662 |              |
| 13                          | 33.846   | 31.333        | 21.731        | 18.852 | 1'45.762        | 264,3        | 16:58'58.424 |              |
| 14                          | 34.121   | 31.812        | 22.056        | 19.037 | 1'47.026        | 264,9        | 17:00'45.450 |              |
| Race Time 30'13.005         |          |               |               |        |                 |              |              |              |

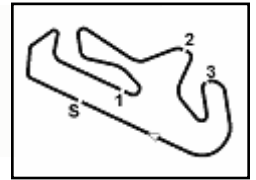
| RET 27 K. TOBA [1'45.593] |               |        |        |        |                 |              |              |              |
|---------------------------|---------------|--------|--------|--------|-----------------|--------------|--------------|--------------|
| Lap                       | Seg1          | Seg2   | Seg3   | Seg4   | Lap Time        | km/h         | Local Time   |              |
| 1                         |               |        | 31.898 | 22.318 | <b>18.561</b>   | 1'48.234     | 177,6        | 16:32'20.679 |
| 2                         | 33.957        | 31.187 | 21.867 | 18.582 | <b>1'45.593</b> | <b>270,9</b> | 16:34'06.272 |              |
| 3                         | <b>33.794</b> | 32.063 | 21.834 | 18.660 | 1'46.351        | 266,9        | 16:35'52.623 |              |
| 4                         | 33.982        | 31.647 | 21.890 | 18.760 | 1'46.279        | 266,2        | 16:37'38.902 |              |

11/08/2024 P = Pits In/Out - C = Lap Time Cancelled

These data/results cannot be reproduced, stored and/or transmitted in whole or in part by any manner of electronic, mechanical, photocopying, recording, broadcasting or otherwise now known or herein after developed without the previous express consent by the copyright owner, except for reproduction in daily press and regular printed publications on sale to the public within 60 days of the event related to those data/results and always provided that copyright symbol appears together as follows below.

© DORNA WSBK ORGANIZATION Srl 2024





Portimao 4.592 m

**Pirelli Portuguese Round, 9-11 August 2024  
Chronological Analysis Race 2**

Start at 16:30'32.445

|   |        |        |        |        |          |       |              |
|---|--------|--------|--------|--------|----------|-------|--------------|
| 5 | 34.000 | 31.028 | 21.833 | 18.914 | 1'45.775 | 267,6 | 16:39'24.677 |
| 6 |        |        |        |        |          | 264,9 |              |

Race Time 8'52.232

| <b>RET 66 N. TUULI</b> |        |        |        |        |          |       |              |
|------------------------|--------|--------|--------|--------|----------|-------|--------------|
| Lap                    | Seg.1  | Seg.2  | Seg.3  | Seg.4  | Lap Time | km/h  | Local Time   |
| 1                      |        | 31.650 | 22.168 | 18.436 | 1'47.480 | 172,0 | 16:32'19.925 |
| 2                      | 34.262 |        |        |        |          | 272,9 |              |

Race Time 1'47.480

| <b>RET 7 L. BALDASSARRI</b> |       |       |       |       |          |       |            |
|-----------------------------|-------|-------|-------|-------|----------|-------|------------|
| Lap                         | Seg.1 | Seg.2 | Seg.3 | Seg.4 | Lap Time | km/h  | Local Time |
| 1                           |       |       |       |       |          | 177,3 |            |

Race Time 6:97'5.5

11/08/2024 P = Pits In/Dut - C = Lap Time Cancelled

These data/results cannot be reproduced, stored and/or transmitted in whole or in part by any manner of electronic, mechanical, photocopying, recording, broadcasting or otherwise now known or herein after developed without the previous express consent by the copyright owner, except for reproduction in daily press and regular printed publications on sale to the public within 60 days of the event related to those data/results and always provided that copyright symbol appears together as follows below.

© DORNA WSBK ORGANIZATION Srl 2024