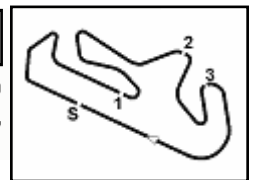


Portimao 4.592 m

**Pirelli Portuguese Round, 9–11 August 2024**  
**Biographical Entry List**

No.	Rider (Abbreviation)	Nat	Bike	Wins 2024	Podiums 2024	Pole 2024	Races 2024	Tyres	Class
	Age Date of Birth Place of Birth		Team						
1	<b>3 DE ROSA Raffaele</b> [DeR] 37 25/03/1987 Napoli	ITA	<b>QJMOTOR SRK 800 RR</b> QJMOTOR Factory Racing	1	19		148	Pirelli	*
2	<b>5 ANTONELLI Niccolò</b> [Ant] 28 23/02/1996 Cattolica	ITA	<b>Ducati Panigale V2</b> Ecosantagata Althea Racing Team				12	Pirelli	
3	<b>7 BALDASSARRI Lorenzo</b> [Bal] 27 06/11/1996 San Severino Marche	ITA	<b>Triumph Street Triple RS 765</b> WRP by SKM-Triumph	4	16	2	36	Pirelli	
4	<b>9 NAVARRO Jorge</b> [Nav] 28 03/02/1996 Valencia	ESP	<b>Ducati Panigale V2</b> Orelac Racing Verdunatura		2		36	Pirelli	
5	<b>17 MCPHEE John</b> [McP] 30 14/07/1994 Oban, Argyll And Bute	GBR	<b>Triumph Street Triple RS 765</b> WRP by SKM-Triumph		1		34	Pirelli	
6	<b>19 GIANNINI Gabriele</b> [Gia] 21 11/10/2002 Aprilia	ITA	<b>Kawasaki ZX-6R</b> Team ProDina Kawasaki				12	Pirelli	*
7	<b>22 FULIGNI Federico</b> [Ful] 29 01/06/1995 Bologna	ITA	<b>Ducati Panigale V2</b> Orelac Racing Verdunatura				85	Pirelli	*
8	<b>23 SCHROETTER Marcel</b> [Sch] 31 02/01/1993 Landsberg Am Lech	GER	<b>MV Agusta F3 800 RR</b> MV Agusta Reparto Corse		11		38	Pirelli	
9	<b>24 MINAMIMOTO Soichiro</b> [Min] 24 02/02/2000	JPN	<b>Yamaha YZF R6</b> Yamaha Thailand Racing Team		4		2	Pirelli	
10	<b>25 BRENNER Marcel</b> [Bre] 27 25/07/1997 Bern	SUI	<b>Kawasaki ZX-6R</b> VIAMO Racing by MTM				47	Pirelli	
11	<b>27 TOBA Kaito</b> [Tob] 24 07/04/2000 Fukuova	JPN	<b>Honda CBR600RR</b> PETRONAS MIE Racing Honda				12	Pirelli	
12	<b>28 VAN STRAALEN Glenn</b> [vSt] 23 30/09/2000 Hoogkarspel	NED	<b>Yamaha YZF R6</b> Pata Yamaha Ten Kate Racing	1	4		89	Pirelli	
13	<b>32 BAYLISS Oliver</b> [Bay] 20 20/09/2003 Monaco	AUS	<b>Ducati Panigale V2</b> D34G Racing WorldSSP Team				47	Pirelli	
14	<b>40 CORSI Simone</b> [Cor] 37 24/04/1987 Roma	ITA	<b>Ducati Panigale V2</b> Renzi Corse				16	Pirelli	*
15	<b>48 DALLA PORTA Lorenzo</b> [Dal] 27 22/06/1997 Prato	ITA	<b>Yamaha YZF R6</b> VFT Racing Yamaha				12	Pirelli	
16	<b>50 VOSTATEK Ondrej</b> [Vos] 19 26/08/2004 Praha 4	CZE	<b>Triumph Street Triple RS 765</b> PTR Triumph				52	Pirelli	
17	<b>51 SARMOON Anupab</b> [Sar] 30 09/12/1993 Chiang Mai	THA	<b>Yamaha YZF R6</b> Yamaha Thailand Racing Team				36	Pirelli	
18	<b>53 DEBISE Valentin</b> [Deb] 32 12/02/1992 Albi	FRA	<b>Yamaha YZF R6</b> Evan Bros. WorldSSP Yamaha Team		5		58	Pirelli	
19	<b>54 SOFUOGLU Bahattin</b> [Sof] 20 19/08/2003 Adapazari	TUR	<b>MV Agusta F3 800 RR</b> MV Agusta Reparto Corse	1	4		53	Pirelli	
20	<b>55 MONTELLA Yari</b> [Mon] 24 05/01/2000 Oliveto Citra	ITA	<b>Ducati Panigale V2</b> Barni Spark Racing Team	3	13	2	58	Pirelli	
21	<b>61 ONCU Can</b> [Onc] 21 26/07/2003 Alanya	TUR	<b>Kawasaki ZX-6R</b> Kawasaki Puccetti Racing	1	14		88	Pirelli	
22	<b>62 MANZI Stefano</b> [Man] 25 29/03/1999 Rimini	ITA	<b>Yamaha YZF R6</b> Pata Yamaha Ten Kate Racing	6	30	2	61	Pirelli	
23	<b>64 CARICASULO Federico</b> [Car] 28 06/04/1996 Ravenna	ITA	<b>MV Agusta F3 800 RR</b> Motozoo ME AIR Racing	7	34	12	129	Pirelli	
24	<b>66 TUULI Niki</b> [Tuu] 28 26/10/1995 Imatra	FIN	<b>Ducati Panigale V2</b> EAB Racing Team	2	11	2	96	Pirelli	
25	<b>68 POWER Luke</b> [Pow] 19 30/11/2004 Ferntree Gully	AUS	<b>MV Agusta F3 800 RR</b> Motozoo ME AIR Racing				28	Pirelli	*
26	<b>69 BOOTH-AMOS Thomas</b> [Boo] 28 12/03/1996 Stafford	GBR	<b>Triumph Street Triple RS 765</b> PTR Triumph				49	Pirelli	
27	<b>71 EDWARDS Tom</b> [Edw] 23 09/07/2001 Wellington	AUS	<b>Ducati Panigale V2</b> D34G Racing WorldSSP Team				34	Pirelli	*
28	<b>74 BIESIEKIRSKI Piotr</b> [Bie] 22 25/09/2001 Warszawa	POL	<b>Ducati Panigale V2</b> Ecosantagata Althea Racing Team				9	Pirelli	
29	<b>89 BIN PAWI Khairul Idham</b> [Bin] 25 20/09/1998 Perak	MAS	<b>Honda CBR600RR</b> PETRONAS MIE Racing Honda				14	Pirelli	
30	<b>94 MAHIAS Lucas</b> [Mah] 35 14/04/1989 Mont de Marsan	FRA	<b>Yamaha YZF R6</b> GMT94 Yamaha	9	30	8	84	Pirelli	
31	<b>99 HUERTAS Adrian</b> [Hue] 20 21/08/2003 Parla - Madrid	ESP	<b>Ducati Panigale V2</b> Aruba.it Racing WorldSSP Team	8	10	3	56	Pirelli	



**Pirelli Portuguese Round, 9-11 August 2024**  
**Results Free Practice**

No.	Rider	Nat	Team	Bike	Class	Time	Gap	Rel.	Laps	Speed	
										Avg	Max
1	<b>9 J. NAVARRO</b>	ESP	Orelac Racing Verdnavatura	Ducati Panigale V2		<b>1'44.106</b>			18	158,792	<b>277,1</b>
2	<b>55 Y. MONTELLA</b>	ITA	Barni Spark Racing Team	Ducati Panigale V2		<b>1'44.109</b>	0.003	0.003	14	158,787	<b>282,9</b>
3	<b>62 S. MANZI</b>	ITA	Pata Yamaha Ten Kate Racing	Yamaha YZF R6		<b>1'44.122</b>	0.016	0.013	16	158,768	<b>279,3</b>
4	<b>64 F. CARICASULO</b>	ITA	Motozoo ME AIR Racing	MV Agusta F3 800 RR		<b>1'44.389</b>	0.283	0.267	14	158,362	<b>280,7</b>
5	<b>99 A. HUERTAS</b>	ESP	Aruba.it Racing WorldSSP Team	Ducati Panigale V2		<b>1'44.442</b>	0.336	0.053	16	158,281	<b>282,9</b>
6	<b>53 V. DEBISE</b>	FRA	Evan Bros. WorldSSP Yamaha Team	Yamaha YZF R6		<b>1'44.540</b>	0.434	0.098	16	158,133	<b>280,0</b>
7	<b>94 L. MAHIAS</b>	FRA	GMT94 Yamaha	Yamaha YZF R6		<b>1'44.737</b>	0.631	0.197	17	157,835	<b>275,0</b>
8	<b>17 J. MCPHEE</b>	GBR	WRP by SKM-Triumph	Triumph Street Triple RS 765		<b>1'44.915</b>	0.809	0.178	16	157,568	<b>274,3</b>
9	<b>23 M. SCHROETTER</b>	GER	MV Agusta Reparto Corse	MV Agusta F3 800 RR		<b>1'44.930</b>	0.824	0.015	15	157,545	<b>280,7</b>
10	<b>5 N. ANTONELLI</b>	ITA	Ecosantagata Althea Racing Team	Ducati Panigale V2		<b>1'44.945</b>	0.839	0.015	14	157,523	<b>279,3</b>
11	<b>61 C. ONCU</b>	TUR	Kawasaki Puccetti Racing	Kawasaki ZX-6R		<b>1'44.995</b>	0.889	0.050	16	157,447	<b>280,7</b>
12	<b>54 B. SOFUOGLU</b>	TUR	MV Agusta Reparto Corse	MV Agusta F3 800 RR		<b>1'45.030</b>	0.924	0.035	15	157,395	<b>277,8</b>
13	<b>28 G. VAN STRAALLEN</b>	NED	Pata Yamaha Ten Kate Racing	Yamaha YZF R6		<b>1'45.188</b>	1.082	0.158	16	157,159	<b>278,6</b>
14	<b>22 F. FULIGNI</b>	ITA	Orelac Racing Verdnavatura	Ducati Panigale V2	*	<b>1'45.229</b>	1.123	0.041	14	157,097	<b>278,6</b>
15	<b>40 S. CORSI</b>	ITA	Renzi Corse	Ducati Panigale V2	*	<b>1'45.334</b>	1.228	0.105	16	156,941	<b>280,7</b>
16	<b>66 N. TUULI</b>	FIN	EAB Racing Team	Ducati Panigale V2		<b>1'45.368</b>	1.262	0.034	14	156,890	<b>277,1</b>
17	<b>74 P. BIESIEKIRSKI</b>	POL	Ecosantagata Althea Racing Team	Ducati Panigale V2		<b>1'45.421</b>	1.315	0.053	14	156,811	<b>279,3</b>
18	<b>48 L. DALLA PORTA</b>	ITA	VFT Racing Yamaha	Yamaha YZF R6		<b>1'45.503</b>	1.397	0.082	13	156,689	<b>276,4</b>
19	<b>69 T. BOOTH-AMOS</b>	GBR	PTR Triumph	Triumph Street Triple RS 765		<b>1'45.525</b>	1.419	0.022	15	156,657	<b>276,4</b>
20	<b>50 O. VOSTATEK</b>	CZE	PTR Triumph	Triumph Street Triple RS 765		<b>1'45.766</b>	1.660	0.241	13	156,300	<b>277,8</b>
21	<b>7 L. BALDASSARRI</b>	ITA	WRP by SKM-Triumph	Triumph Street Triple RS 765		<b>1'45.847</b>	1.741	0.081	17	156,180	<b>272,3</b>
22	<b>25 M. BRENNER</b>	SUI	VIAMO Racing by MTM	Kawasaki ZX-6R		<b>1'45.889</b>	1.783	0.042	17	156,118	<b>279,3</b>
23	<b>51 A. SARMOON</b>	THA	Yamaha Thailand Racing Team	Yamaha YZF R6		<b>1'45.967</b>	1.861	0.078	16	156,003	<b>275,0</b>
24	<b>3 R. DE ROSA</b>	ITA	QJMOTOR Factory Racing	QJMOTOR SRK 800 RR	*	<b>1'46.267</b>	2.161	0.300	16	155,563	<b>271,6</b>
25	<b>27 K. TOBA</b>	JPN	PETRONAS MIE Racing Honda	Honda CBR600RR		<b>1'46.389</b>	2.283	0.122	15	155,384	<b>280,0</b>
26	<b>89 K. BIN PAWI</b>	MAS	PETRONAS MIE Racing Honda	Honda CBR600RR		<b>1'46.425</b>	2.319	0.036	13	155,332	<b>276,4</b>
27	<b>32 O. BAYLISS</b>	AUS	D34G Racing WorldSSP Team	Ducati Panigale V2		<b>1'46.624</b>	2.518	0.199	12	155,042	<b>276,4</b>
28	<b>71 T. EDWARDS</b>	AUS	D34G Racing WorldSSP Team	Ducati Panigale V2	*	<b>1'46.715</b>	2.609	0.091	16	154,910	<b>280,7</b>
29	<b>68 L. POWER</b>	AUS	Motozoo ME AIR Racing	MV Agusta F3 800 RR	*	<b>1'47.097</b>	2.991	0.382	14	154,357	<b>275,7</b>
30	<b>24 S. MINAMIMOTO</b>	JPN	Yamaha Thailand Racing Team	Yamaha YZF R6		<b>1'47.703</b>	3.597	0.606	16	153,489	<b>278,6</b>
----- <b>Out 105% in this Session</b> -----											
31	<b>19 G. GIANNINI</b>	ITA	Team ProDina Kawasaki	Kawasaki ZX-6R	*				0		<b>270,9</b>

**Qualifying Lap Time (105% of 1'44.106): 1'49.312**

\* WorldSSP Challenge

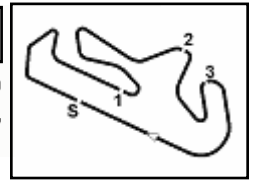
AIR	Humidity:	46%	Temp:	30°C
TRACK	Condition:	Dry	Temp:	39°C

Records	Pole	(SP)	2023 N.Bulega	1'42.769	160,860	Km/h
	Race	(RC2)	2023 S.Manzi	1'43.627	159,530	Km/h
	All Times	(SP)	2023 N.Bulega	1'42.769	160,860	Km/h

Start 09/08/2024 12:20 End 13:02 The results are provisional until the end of the time limit for protests and appeals and the completion of the technical checks.

These data/results cannot be reproduced, stored and/or transmitted in whole or in part by any manner of electronic, mechanical, photocopying, recording, broadcasting or otherwise now known or herein after developed without the previous express consent by the copyright owner, except for reproduction in daily press and regular printed publications on sale to the public within 60 days of the event related to those data/results and always provided that copyright symbol appears together as follows below.

© DORNA WSBK ORGANIZATION Srl 2024



**Pirelli Portuguese Round, 9-11 August 2024**  
**Results Free Practice**

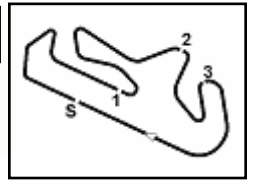
**Session Highlights**

Local Time	No. Rider	Description
12.20.00		Start of Session
12.23.02	<b>19</b> G. <b>GIANNINI</b>	#19 Crashed - Turn 4
12.23.55	<b>64</b> F. <b>CARICASULO</b>	#64 use only your own transponder on the bike, remove the other before next run
12.24.05	<b>64</b> F. <b>CARICASULO</b>	#64 On Asphalt - Rejoined - Turn 5
12.25.47	<b>68</b> L. <b>POWER</b>	#68 raceling gps doesnt work well - check it before next run
12.26.56	<b>64</b> F. <b>CARICASULO</b>	#64 On Asphalt - Rejoined - Turn 5
12.27.47	<b>94</b> L. <b>MAHIAS</b>	#94 Lap Time Cancelled [1'46.903] - Yellow Flag - Turn 4
12.27.52	<b>69</b> T. <b>BOOTH-AMOS</b>	#69 Lap Time Cancelled [1'47.722] - Yellow Flag - Turn 4
12.27.57	<b>40</b> S. <b>CORSI</b>	#40 Lap Time Cancelled [1'48.371] - Yellow Flag - Turn 4
12.28.02	<b>5</b> N. <b>ANTONELLI</b>	#5 Lap Time Cancelled [1'49.912] - Yellow Flag - Turn 4
12.28.07	<b>48</b> L. <b>DALLA PORTA</b>	#48 Lap Time Cancelled [1'49.231] - Yellow Flag - Turn 4
12.28.12	<b>53</b> V. <b>DEBISE</b>	#53 Lap Time Cancelled [1'46.736] - Yellow Flag - Turn 4
12.28.17	<b>54</b> B. <b>SOFUOGLU</b>	#54 Lap Time Cancelled [1'46.881] - Yellow Flag - Turn 4
12.28.22	<b>50</b> O. <b>VOSTATEK</b>	#50 Lap Time Cancelled [1'47.793] - Yellow Flag - Turn 4
12.28.27	<b>28</b> G. <b>VAN STRAALEN</b>	#28 Lap Time Cancelled [1'49.241] - Yellow Flag - Turn 4
12.28.32	<b>99</b> A. <b>HUERTAS</b>	#99 Lap Time Cancelled [1'45.815] - Yellow Flag - Turn 4
12.28.37	<b>62</b> S. <b>MANZI</b>	#62 Lap Time Cancelled [1'45.374] - Yellow Flag - Turn 4
12.28.42	<b>55</b> Y. <b>MONTELLA</b>	#55 Lap Time Cancelled [1'45.182] - Yellow Flag - Turn 4
12.28.47	<b>61</b> C. <b>ONCU</b>	#61 Lap Time Cancelled [1'45.284] - Yellow Flag - Turn 4
12.28.52	<b>9</b> J. <b>NAVARRO</b>	#9 Lap Time Cancelled [1'45.779] - Yellow Flag - Turn 4
12.28.57	<b>22</b> F. <b>FULIGNI</b>	#22 Lap Time Cancelled [1'46.618] - Yellow Flag - Turn 4
12.29.02	<b>25</b> M. <b>BRENNER</b>	#25 Lap Time Cancelled [1'47.387] - Yellow Flag - Turn 4
12.29.07	<b>66</b> N. <b>TUULI</b>	#66 Lap Time Cancelled [1'46.617] - Yellow Flag - Turn 4
12.29.12	<b>51</b> A. <b>SARMOON</b>	#51 Lap Time Cancelled [1'47.606] - Yellow Flag - Turn 4
12.29.17	<b>7</b> L. <b>BALDASSARRI</b>	#7 Lap Time Cancelled [1'47.752] - Yellow Flag - Turn 4
12.29.32	<b>32</b> O. <b>BAYLISS</b>	#32 Lap Time Cancelled [1'48.437] - Yellow Flag - Turn 4
12.29.37	<b>27</b> K. <b>TOBA</b>	#27 Lap Time Cancelled [1'47.505] - Yellow Flag - Turn 4
12.29.42	<b>17</b> J. <b>MCPHEE</b>	#17 Lap Time Cancelled [1'47.599] - Yellow Flag - Turn 4
12.29.47	<b>3</b> R. <b>DE ROSA</b>	#3 Lap Time Cancelled [1'47.995] - Yellow Flag - Turn 4
12.29.52	<b>68</b> L. <b>POWER</b>	#68 Lap Time Cancelled [1'52.512] - Yellow Flag - Turn 4
12.29.57	<b>71</b> T. <b>EDWARDS</b>	#71 Lap Time Cancelled [1'47.905] - Yellow Flag - Turn 4
12.30.02	<b>64</b> F. <b>CARICASULO</b>	#64 Lap Time Cancelled [1'52.566] - Yellow Flag - Turn 4
12.35.50	<b>5</b> N. <b>ANTONELLI</b>	#5 Crashed - Turn 5
12.36.03	<b>5</b> N. <b>ANTONELLI</b>	#5 Rejoined
12.42.49	<b>68</b> L. <b>POWER</b>	#68 Lap Time Cancelled [2'09.186] - Yellow Flag - Turn 5
12.42.54	<b>50</b> O. <b>VOSTATEK</b>	#50 Lap Time Cancelled [2'12.331] - Yellow Flag - Turn 5
12.42.59	<b>99</b> A. <b>HUERTAS</b>	#99 Lap Time Cancelled [1'44.682] - Yellow Flag - Turn 5
12.43.04	<b>24</b> S. <b>MINAMIMOTO</b>	#24 Lap Time Cancelled [2'18.630] - Yellow Flag - Turn 5
12.59.33	<b>54</b> B. <b>SOFUOGLU</b>	#54 Lap Time Cancelled [1'45.184] - Exceeded Track Limits - Turn
13.02.17		End of Session

Start 09/08/2024 12:20 End 13:02 The results are provisional until the end of the time limit for protests and appeals and the completion of the technical checks.

These data/results cannot be reproduced, stored and/or transmitted in whole or in part by any manner of electronic, mechanical, photocopying, recording, broadcasting or otherwise now known or herein after developed without the previous express consent by the copyright owner, except for reproduction in daily press and regular printed publications on sale to the public within 60 days of the event related to those data/results and always provided that copyright symbol appears together as follows below.

© DORNA WSBK ORGANIZATION Srl 2024



**Pirelli Portuguese Round, 9-11 August 2024**  
**Results Free Practice**

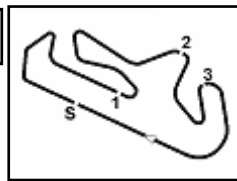
**Fastest Laps Sequence**

No.	Rider	Nat	Team	Bike	Local Time	Time	Gap	Avg
55	Y. MONTELLA	ITA	Barni Spark Racing Team	Ducati Panigale V2	12:23'43.944	<b>1'45.173</b>		157,181
54	B. SOFUOGLU	TUR	MV Agusta Reparto Corse	MV Agusta F3 800 RR	12:26'15.712	<b>1'45.134</b>	-0.039	157,239
99	A. HUERTAS	ESP	Aruba.it Racing WorldSSP Team	Ducati Panigale V2	12:26'30.717	<b>1'45.129</b>	-0.005	157,247
62	S. MANZI	ITA	Pata Yamaha Ten Kate Racing	Yamaha YZF R6	12:26'51.688	<b>1'44.936</b>	-0.193	157,536
55	Y. MONTELLA	ITA	Barni Spark Racing Team	Ducati Panigale V2	12:27'13.727	<b>1'44.601</b>	-0.335	158,041
62	S. MANZI	ITA	Pata Yamaha Ten Kate Racing	Yamaha YZF R6	12:30'20.721	<b>1'44.378</b>	-0.223	158,378
9	J. NAVARRO	ESP	Orelac Racing Verdnatura	Ducati Panigale V2	12:32'34.121	<b>1'44.339</b>	-0.039	158,437
62	S. MANZI	ITA	Pata Yamaha Ten Kate Racing	Yamaha YZF R6	12:33'49.454	<b>1'44.237</b>	-0.102	158,592
62	S. MANZI	ITA	Pata Yamaha Ten Kate Racing	Yamaha YZF R6	12:40'52.619	<b>1'44.122</b>	-0.115	158,768
55	Y. MONTELLA	ITA	Barni Spark Racing Team	Ducati Panigale V2	12:43'43.232	<b>1'44.109</b>	-0.013	158,787
9	J. NAVARRO	ESP	Orelac Racing Verdnatura	Ducati Panigale V2	12:59'56.309	<b>1'44.106</b>	-0.003	158,792

Start 09/08/2024 12:20 End 13:02 The results are provisional until the end of the time limit for protests and appeals and the completion of the technical checks.

These data/results cannot be reproduced, stored and/or transmitted in whole or in part by any manner of electronic, mechanical, photocopying, recording, broadcasting or otherwise now known or herein after developed without the previous express consent by the copyright owner, except for reproduction in daily press and regular printed publications on sale to the public within 60 days of the event related to those data/results and always provided that copyright symbol appears together as follows below.

© DORNA WSBK ORGANIZATION Srl 2024



Portimao 4.592 m

**Pirelli Portuguese Round, 9-11 August 2024**  
**Best Sectors & Speed Free Practice**

**BEST LAP**

1	<b>9</b>	<b>J. NAVARRO</b>	Ducati Panigale V2	1'44.106
2	<b>55</b>	<b>Y. MONTELLA</b>	Ducati Panigale V2	1'44.109
3	<b>62</b>	<b>S. MANZI</b>	Yamaha YZF R6	1'44.122
4	<b>64</b>	<b>F. CARICASULO</b>	MV Agusta F3 800 RR	1'44.389
5	<b>99</b>	<b>A. HUERTAS</b>	Ducati Panigale V2	1'44.442
6	<b>53</b>	<b>V. DEBISE</b>	Yamaha YZF R6	1'44.540
7	<b>94</b>	<b>L. MAHIAS</b>	Yamaha YZF R6	1'44.737
8	<b>17</b>	<b>J. MCPHEE</b>	Triumph Street Triple RS 765	1'44.915
9	<b>23</b>	<b>M. SCHROETTER</b>	MV Agusta F3 800 RR	1'44.930
10	<b>5</b>	<b>N. ANTONELLI</b>	Ducati Panigale V2	1'44.945
11	<b>61</b>	<b>C. ONCU</b>	Kawasaki ZX-6R	1'44.995
12	<b>54</b>	<b>B. SOFUOGLU</b>	MV Agusta F3 800 RR	1'45.030
13	<b>28</b>	<b>G. VAN STRAALEN</b>	Yamaha YZF R6	1'45.188
14	<b>22</b>	<b>F. FULIGNI</b>	Ducati Panigale V2	1'45.229
15	<b>40</b>	<b>S. CORSI</b>	Ducati Panigale V2	1'45.334
16	<b>66</b>	<b>N. TUULI</b>	Ducati Panigale V2	1'45.368
17	<b>74</b>	<b>P. BIESIEKIRSKI</b>	Ducati Panigale V2	1'45.421
18	<b>48</b>	<b>L. DALLA PORTA</b>	Yamaha YZF R6	1'45.503
19	<b>69</b>	<b>T. BOOTH-AMOS</b>	Triumph Street Triple RS 765	1'45.525
20	<b>50</b>	<b>D. VOSTATEK</b>	Triumph Street Triple RS 765	1'45.766
21	<b>7</b>	<b>L. BALDASSARRI</b>	Triumph Street Triple RS 765	1'45.847
22	<b>25</b>	<b>M. BRENNER</b>	Kawasaki ZX-6R	1'45.889
23	<b>51</b>	<b>A. SARMOON</b>	Yamaha YZF R6	1'45.967
24	<b>3</b>	<b>R. DE ROSA</b>	QJMOTOR SRK 800 RR	1'46.267
25	<b>27</b>	<b>K. TOBA</b>	Honda CBR600RR	1'46.389
26	<b>89</b>	<b>K. BIN PAWI</b>	Honda CBR600RR	1'46.425
27	<b>32</b>	<b>D. BAYLISS</b>	Ducati Panigale V2	1'46.624
28	<b>71</b>	<b>T. EDWARDS</b>	Ducati Panigale V2	1'46.715
29	<b>68</b>	<b>L. POWER</b>	MV Agusta F3 800 RR	1'47.097
30	<b>24</b>	<b>S. MINAMIMOTO</b>	Yamaha YZF R6	1'47.703
31	<b>19</b>	<b>G. GIANNINI</b>	Kawasaki ZX-6R	

**SPEED**

1	<b>99</b>	<b>A. HUERTAS</b>	Ducati Panigale V2	282,9
2	<b>55</b>	<b>Y. MONTELLA</b>	Ducati Panigale V2	282,9
3	<b>71</b>	<b>T. EDWARDS</b>	Ducati Panigale V2	280,7
4	<b>61</b>	<b>C. ONCU</b>	Kawasaki ZX-6R	280,7
5	<b>40</b>	<b>S. CORSI</b>	Ducati Panigale V2	280,7
6	<b>23</b>	<b>M. SCHROETTER</b>	MV Agusta F3 800 RR	280,7
7	<b>64</b>	<b>F. CARICASULO</b>	MV Agusta F3 800 RR	280,7
8	<b>53</b>	<b>V. DEBISE</b>	Yamaha YZF R6	280,0
9	<b>27</b>	<b>K. TOBA</b>	Honda CBR600RR	280,0
10	<b>5</b>	<b>N. ANTONELLI</b>	Ducati Panigale V2	279,3
11	<b>25</b>	<b>M. BRENNER</b>	Kawasaki ZX-6R	279,3
12	<b>74</b>	<b>P. BIESIEKIRSKI</b>	Ducati Panigale V2	279,3
13	<b>62</b>	<b>S. MANZI</b>	Yamaha YZF R6	279,3
14	<b>28</b>	<b>G. VAN STRAALEN</b>	Yamaha YZF R6	278,6
15	<b>22</b>	<b>F. FULIGNI</b>	Ducati Panigale V2	278,6
16	<b>24</b>	<b>S. MINAMIMOTO</b>	Yamaha YZF R6	278,6
17	<b>54</b>	<b>B. SOFUOGLU</b>	MV Agusta F3 800 RR	277,8
18	<b>50</b>	<b>D. VOSTATEK</b>	Triumph Street Triple RS 765	277,8
19	<b>66</b>	<b>N. TUULI</b>	Ducati Panigale V2	277,1
20	<b>9</b>	<b>J. NAVARRO</b>	Ducati Panigale V2	277,1
21	<b>32</b>	<b>D. BAYLISS</b>	Ducati Panigale V2	276,4
22	<b>48</b>	<b>L. DALLA PORTA</b>	Yamaha YZF R6	276,4
23	<b>89</b>	<b>K. BIN PAWI</b>	Honda CBR600RR	276,4
24	<b>69</b>	<b>T. BOOTH-AMOS</b>	Triumph Street Triple RS 765	276,4
25	<b>68</b>	<b>L. POWER</b>	MV Agusta F3 800 RR	275,7
26	<b>51</b>	<b>A. SARMOON</b>	Yamaha YZF R6	275,0
27	<b>94</b>	<b>L. MAHIAS</b>	Yamaha YZF R6	275,0
28	<b>17</b>	<b>J. MCPHEE</b>	Triumph Street Triple RS 765	274,3
29	<b>7</b>	<b>L. BALDASSARRI</b>	Triumph Street Triple RS 765	272,3
30	<b>3</b>	<b>R. DE ROSA</b>	QJMOTOR SRK 800 RR	271,6
31	<b>19</b>	<b>G. GIANNINI</b>	Kawasaki ZX-6R	270,9

**SEG. 1**

1	<b>62</b>	<b>S. MANZI</b>	33.015
2	<b>55</b>	<b>Y. MONTELLA</b>	33.096
3	<b>9</b>	<b>J. NAVARRO</b>	33.137
4	<b>99</b>	<b>A. HUERTAS</b>	33.216
5	<b>64</b>	<b>F. CARICASULO</b>	33.224
6	<b>5</b>	<b>N. ANTONELLI</b>	33.402
7	<b>53</b>	<b>V. DEBISE</b>	33.473
8	<b>23</b>	<b>M. SCHROETTER</b>	33.486
9	<b>74</b>	<b>P. BIESIEKIRSKI</b>	33.487
10	<b>94</b>	<b>L. MAHIAS</b>	33.532
11	<b>61</b>	<b>C. ONCU</b>	33.540
12	<b>54</b>	<b>B. SOFUOGLU</b>	33.558
13	<b>17</b>	<b>J. MCPHEE</b>	33.605
14	<b>28</b>	<b>G. VAN STRAALEN</b>	33.605
15	<b>40</b>	<b>S. CORSI</b>	33.625
16	<b>69</b>	<b>T. BOOTH-AMOS</b>	33.680
17	<b>22</b>	<b>F. FULIGNI</b>	33.690
18	<b>66</b>	<b>N. TUULI</b>	33.704
19	<b>25</b>	<b>M. BRENNER</b>	33.764
20	<b>48</b>	<b>L. DALLA PORTA</b>	33.773
21	<b>50</b>	<b>D. VOSTATEK</b>	33.826
22	<b>51</b>	<b>A. SARMOON</b>	33.834
23	<b>27</b>	<b>K. TOBA</b>	33.861
24	<b>7</b>	<b>L. BALDASSARRI</b>	33.884
25	<b>71</b>	<b>T. EDWARDS</b>	33.917
26	<b>89</b>	<b>K. BIN PAWI</b>	34.015
27	<b>68</b>	<b>L. POWER</b>	34.074
28	<b>32</b>	<b>D. BAYLISS</b>	34.076
29	<b>3</b>	<b>R. DE ROSA</b>	34.142
30	<b>24</b>	<b>S. MINAMIMOTO</b>	34.281

**SEG. 2**

1	<b>99</b>	<b>A. HUERTAS</b>	30.676
2	<b>55</b>	<b>Y. MONTELLA</b>	30.790
3	<b>53</b>	<b>V. DEBISE</b>	30.796
4	<b>9</b>	<b>J. NAVARRO</b>	30.861
5	<b>64</b>	<b>F. CARICASULO</b>	30.881
6	<b>62</b>	<b>S. MANZI</b>	30.910
7	<b>17</b>	<b>J. MCPHEE</b>	30.948
8	<b>23</b>	<b>M. SCHROETTER</b>	31.040
9	<b>40</b>	<b>S. CORSI</b>	31.065
10	<b>94</b>	<b>L. MAHIAS</b>	31.077
11	<b>22</b>	<b>F. FULIGNI</b>	31.104
12	<b>66</b>	<b>N. TUULI</b>	31.109
13	<b>54</b>	<b>B. SOFUOGLU</b>	31.113
14	<b>48</b>	<b>L. DALLA PORTA</b>	31.113
15	<b>69</b>	<b>T. BOOTH-AMOS</b>	31.120
16	<b>7</b>	<b>L. BALDASSARRI</b>	31.141
17	<b>74</b>	<b>P. BIESIEKIRSKI</b>	31.155
18	<b>61</b>	<b>C. ONCU</b>	31.157
19	<b>28</b>	<b>G. VAN STRAALEN</b>	31.204
20	<b>51</b>	<b>A. SARMOON</b>	31.238
21	<b>50</b>	<b>D. VOSTATEK</b>	31.245
22	<b>5</b>	<b>N. ANTONELLI</b>	31.262
23	<b>27</b>	<b>K. TOBA</b>	31.449
24	<b>25</b>	<b>M. BRENNER</b>	31.489
25	<b>89</b>	<b>K. BIN PAWI</b>	31.532
26	<b>3</b>	<b>R. DE ROSA</b>	31.537
27	<b>32</b>	<b>D. BAYLISS</b>	31.583
28	<b>68</b>	<b>L. POWER</b>	31.664
29	<b>71</b>	<b>T. EDWARDS</b>	31.703
30	<b>24</b>	<b>S. MINAMIMOTO</b>	32.051
31	<b>19</b>	<b>G. GIANNINI</b>	34.274

**SEG. 3**

1	<b>9</b>	<b>J. NAVARRO</b>	21.464
2	<b>94</b>	<b>L. MAHIAS</b>	21.503
3	<b>62</b>	<b>S. MANZI</b>	21.530
4	<b>64</b>	<b>F. CARICASULO</b>	21.556
5	<b>55</b>	<b>Y. MONTELLA</b>	21.557
6	<b>61</b>	<b>C. ONCU</b>	21.580
7	<b>66</b>	<b>N. TUULI</b>	21.625
8	<b>99</b>	<b>A. HUERTAS</b>	21.638
9	<b>23</b>	<b>M. SCHROETTER</b>	21.688
10	<b>54</b>	<b>B. SOFUOGLU</b>	21.692
11	<b>28</b>	<b>G. VAN STRAALEN</b>	21.709
12	<b>5</b>	<b>N. ANTONELLI</b>	21.732
13	<b>17</b>	<b>J. MCPHEE</b>	21.736
14	<b>40</b>	<b>S. CORSI</b>	21.740
15	<b>53</b>	<b>V. DEBISE</b>	21.759
16	<b>7</b>	<b>L. BALDASSARRI</b>	21.799
17	<b>22</b>	<b>F. FULIGNI</b>	21.801
18	<b>74</b>	<b>P. BIESIEKIRSKI</b>	21.818
19	<b>48</b>	<b>L. DALLA PORTA</b>	21.838
20	<b>69</b>	<b>T. BOOTH-AMOS</b>	21.885
21	<b>51</b>	<b>A. SARMOON</b>	21.929
22	<b>32</b>	<b>D. BAYLISS</b>	21.929
23	<b>27</b>	<b>K. TOBA</b>	21.933
24	<b>25</b>	<b>M. BRENNER</b>	21.939
25	<b>3</b>	<b>R. DE ROSA</b>	21.962
26	<b>50</b>	<b>D. VOSTATEK</b>	21.977
27	<b>89</b>	<b>K. BIN PAWI</b>	22.014
28	<b>71</b>	<b>T. EDWARDS</b>	22.109
29	<b>68</b>	<b>L. POWER</b>	22.174
30	<b>24</b>	<b>S. MINAMIMOTO</b>	22.260
31	<b>19</b>	<b>G. GIANNINI</b>	23.652

**SEG. 4**

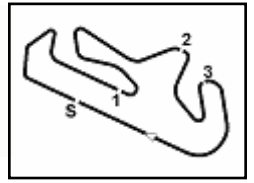
1	<b>62</b>	<b>S. MANZI</b>	18.354
2	<b>55</b>	<b>Y. MONTELLA</b>	18.398
3	<b>61</b>	<b>C. ONCU</b>	18.414
4	<b>17</b>	<b>J. MCPHEE</b>	18.417
5	<b>53</b>	<b>V. DEBISE</b>	18.423
6	<b>64</b>	<b>F. CARICASULO</b>	18.449
7	<b>23</b>	<b>M. SCHROETTER</b>	18.469
8	<b>94</b>	<b>L. MAHIAS</b>	18.471
9	<b>69</b>	<b>T. BOOTH-AMOS</b>	18.478
10	<b>5</b>	<b>N. ANTONELLI</b>	18.493
11	<b>50</b>	<b>D. VOSTATEK</b>	18.497
12	<b>54</b>	<b>B. SOFUOGLU</b>	18.498
13	<b>99</b>	<b>A. HUERTAS</b>	18.523
14	<b>25</b>	<b>M. BRENNER</b>	18.526
15	<b>3</b>	<b>R. DE ROSA</b>	18.546
16	<b>28</b>	<b>G. VAN STRAALEN</b>	18.556
17	<b>9</b>	<b>J. NAVARRO</b>	18.557
18	<b>48</b>	<b>L. DALLA PORTA</b>	18.568
19	<b>89</b>	<b>K. BIN PAWI</b>	18.603
20	<b>51</b>	<b>A. SARMOON</b>	18.606
21	<b>40</b>	<b>S. CORSI</b>	18.631
22	<b>22</b>	<b>F. FULIGNI</b>	18.634
23	<b>71</b>	<b>T. EDWARDS</b>	18.690
24	<b>7</b>	<b>L. BALDASSARRI</b>	18.691
25	<b>66</b>	<b>N. TUULI</b>	18.711
26	<b>74</b>	<b>P. BIESIEKIRSKI</b>	18.734
27	<b>27</b>	<b>K. TOBA</b>	18.746
28	<b>24</b>	<b>S. MINAMIMOTO</b>	18.769
29	<b>68</b>	<b>L. POWER</b>	18.798
30	<b>32</b>	<b>D. BAYLISS</b>	18.873
31	<b>19</b>	<b>G. GIANNINI</b>	19.183

09/08/2024

These data/results cannot be reproduced, stored and/or transmitted in whole or in part by any manner of electronic, mechanical, photocopying, recording, broadcasting or otherwise now known or herein after developed without the previous express consent by the copyright owner, except for reproduction in daily press and regular printed publications on sale to the public within 60 days of the event related to those data/results and always provided that copyright symbol appears together as follows below.

© DORNA WSBK ORGANIZATION Srl 2024



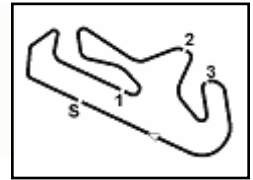


Portimao 4.592 m

**Pirelli Portuguese Round, 9-11 August 2024**  
**Ideal Times Free Practice**

No.	Rider	Nat	Bike	Seg. 1	Seg. 2	Seg. 3	Seg. 4	Ideal Time		
				Diff. 1	Diff. 2	Diff. 3	Diff. 4	Best Lap	Pos.	Diff.
1	<b>62 S. MANZI</b>	ITA	Yamaha YZF R6	<b>33.015</b>	30.910 +0.120	21.530 +0.084	<b>18.354</b> +0.109	<b>1'43.809</b> 1'44.122	3	0.313
2	<b>55 Y. MONTELLA</b>	ITA	Ducati Panigale V2	33.096 +0.208	30.790 +0.008	21.557 +0.011	18.398 +0.041	<b>1'43.841</b> 1'44.109	2	0.268
3	<b>9 J. NAVARRO</b>	ESP	Ducati Panigale V2	33.137 +0.074	30.861	<b>21.464</b>	18.557 +0.013	<b>1'44.019</b> 1'44.106	1	0.087
4	<b>99 A. HUERTAS</b>	ESP	Ducati Panigale V2	33.216 +0.226	<b>30.676</b> +0.037	21.638	18.523 +0.126	<b>1'44.053</b> 1'44.442	5	0.389
5	<b>64 F. CARICASULO</b>	ITA	MV Agusta F3 800 RR	33.224 +0.079	30.881 +0.073	21.556	18.449 +0.127	<b>1'44.110</b> 1'44.389	4	0.279
6	<b>53 V. DEBISE</b>	FRA	Yamaha YZF R6	33.473 +0.088	30.796	21.759	18.423 +0.001	<b>1'44.451</b> 1'44.540	6	0.089
7	<b>94 L. MAHIAS</b>	FRA	Yamaha YZF R6	33.532	31.077 +0.036	21.503	18.471 +0.118	<b>1'44.583</b> 1'44.737	7	0.154
8	<b>23 M. SCHROETTER</b>	GER	MV Agusta F3 800 RR	33.486 +0.130	31.040 +0.005	21.688	18.469 +0.112	<b>1'44.683</b> 1'44.930	9	0.247
9	<b>61 C. ONCU</b>	TUR	Kawasaki ZX-6R	33.540 +0.287	31.157 +0.017	21.580	18.414	<b>1'44.691</b> 1'44.995	11	0.304
10	<b>17 J. MCPHEE</b>	GBR	Triumph Street Triple RS 765	33.605 +0.143	30.948	21.736 +0.066	18.417	<b>1'44.706</b> 1'44.915	8	0.209
11	<b>54 B. SOFUOGLU</b>	TUR	MV Agusta F3 800 RR	33.558 +0.027	31.113 +0.081	21.692	18.498 +0.061	<b>1'44.861</b> 1'45.030	12	0.169
12	<b>5 N. ANTONELLI</b>	ITA	Ducati Panigale V2	33.402	31.262 +0.033	21.732 +0.023	18.493	<b>1'44.889</b> 1'44.945	10	0.056
13	<b>40 S. CORSI</b>	ITA	Ducati Panigale V2	33.625 +0.187	31.065	21.740 +0.086	18.631	<b>1'45.061</b> 1'45.334	15	0.273
14	<b>28 G. VAN STRAALEN</b>	NED	Yamaha YZF R6	33.605	31.204	21.709	18.556 +0.114	<b>1'45.074</b> 1'45.188	13	0.114
15	<b>66 N. TUULI</b>	FIN	Ducati Panigale V2	33.704 +0.038	31.109	21.625 +0.089	18.711 +0.092	<b>1'45.149</b> 1'45.368	16	0.219
16	<b>69 T. BOOTH-AMOS</b>	GBR	Triumph Street Triple RS 765	33.680 +0.089	31.120	21.885 +0.050	18.478 +0.223	<b>1'45.163</b> 1'45.525	19	0.362
17	<b>74 P. BIESIEKIRSKI</b>	POL	Ducati Panigale V2	33.487 +0.155	31.155 +0.017	21.818	18.734 +0.055	<b>1'45.194</b> 1'45.421	17	0.227
18	<b>22 F. FULIGNI</b>	ITA	Ducati Panigale V2	33.690	31.104	21.801	18.634	<b>1'45.229</b> 1'45.229	14	
19	<b>48 L. DALLA PORTA</b>	ITA	Yamaha YZF R6	33.773	31.113	21.838 +0.082	18.568 +0.129	<b>1'45.292</b> 1'45.503	18	0.211
20	<b>7 L. BALDASSARRI</b>	ITA	Triumph Street Triple RS 765	33.884	31.141 +0.103	21.799 +0.229	18.691	<b>1'45.515</b> 1'45.847	21	0.332
21	<b>50 D. VOSTATEK</b>	CZE	Triumph Street Triple RS 765	33.826	31.245 +0.141	21.977 +0.022	18.497 +0.058	<b>1'45.545</b> 1'45.766	20	0.221
22	<b>51 A. SARMOON</b>	THA	Yamaha YZF R6	33.834 +0.008	31.238 +0.265	21.929 +0.069	18.606 +0.018	<b>1'45.607</b> 1'45.967	23	0.360
23	<b>25 M. BRENNER</b>	SUI	Kawasaki ZX-6R	33.764	31.489	21.939	18.526 +0.171	<b>1'45.718</b> 1'45.889	22	0.171
24	<b>27 K. TOBA</b>	JPN	Honda CBR600RR	33.861	31.449 +0.137	21.933 +0.158	18.746 +0.105	<b>1'45.989</b> 1'46.389	25	0.400
25	<b>89 K. BIN PAWI</b>	MAS	Honda CBR600RR	34.015 +0.261	31.532	22.014	18.603	<b>1'46.164</b> 1'46.425	26	0.261
26	<b>3 R. DE ROSA</b>	ITA	QJMOTOR SRK 800 RR	34.142	31.537 +0.078	21.962	18.546 +0.002	<b>1'46.187</b> 1'46.715	24	0.080
27	<b>71 T. EDWARDS</b>	AUS	Ducati Panigale V2	33.917	31.703 +0.296	22.109	18.690	<b>1'46.419</b> 1'46.715	28	0.296
28	<b>32 D. BAYLISS</b>	AUS	Ducati Panigale V2	34.076	31.583	21.929	18.873 +0.163	<b>1'46.461</b> 1'46.624	27	0.163
29	<b>68 L. POWER</b>	AUS	MV Agusta F3 800 RR	34.074 +0.149	31.664	22.174 +0.184	18.798 +0.054	<b>1'46.710</b> 1'47.097	29	0.387
30	<b>24 S. MINAMIMOTO</b>	JPN	Yamaha YZF R6	34.281 +0.041	32.051 +0.227	22.260	18.769 +0.074	<b>1'47.361</b> 1'47.703	30	0.342
	<b>19 G. GIANNINI</b>	ITA	Kawasaki ZX-6R							
<b>Overall Ideal Time</b>				33.015	30.676	21.464	18.354	<b>1'43.509</b>		

09/08/2024  
These data/results cannot be reproduced, stored and/or transmitted in whole or in part by any manner of electronic, mechanical, photocopying, recording, broadcasting or otherwise now known or herein after developed without the previous express consent by the copyright owner, except for reproduction in daily press and regular printed publications on sale to the public within 60 days of the event related to those data/results and always provided that copyright symbol appears together as follows below.  
© DORNA WSBK ORGANIZATION Srl 2024



Portimao 4.592 m

**Pirelli Portuguese Round, 9-11 August 2024**  
**Chronological Analysis Free Practice**

1° 9 J. NAVARRO [1'44.106]							
Lap	Seg1	Seg2	Seg3	Seg4	Lap Time	km/h	Local Time
1		33.086	22.521	19.140			
2	34.406	31.897	21.867	18.797	1'46.967	275,7	12:23'49.202
3	33.888	31.282	21.885	18.724	1'45.779C	275,7	12:25'34.981
4	33.629	31.325	21.833	18.627	1'45.414	276,4	12:27'20.395
5	33.371	31.152	21.647	18.598	1'44.768	275,7	12:29'05.163
6	33.296	31.020	21.685	18.618	1'44.619	<b>277,1</b>	12:30'49.782
7	33.224	31.014	21.498	18.603	1'44.339	<b>277,1</b>	12:32'34.121
8	34.721	33.329	22.382	18.713	1'49.145	275,7	12:34'23.266
9	33.636	30.987	21.631	18.642	1'44.896	275,0	12:36'08.162
10	33.694	32.371	22.272	41.501	2'09.838P	275,0	12:38'18.000
11	8'14.826	31.486	21.662	18.777	9'26.751P		12:47'44.751
12	33.377	31.079	21.542	18.708	1'44.706	273,6	12:49'29.457
13	33.294	31.146	21.541	18.663	1'44.644	273,6	12:51'14.101
14	33.280	30.940	21.481	<b>18.557</b>	1'44.258	272,9	12:52'58.359
15	<b>33.137</b>	31.021	21.824	18.626	1'44.608	276,4	12:54'42.967
16	33.364	30.963	21.595	18.665	1'44.587	273,6	12:56'27.554
17	33.521	30.926	21.615	18.587	1'44.649	273,6	12:58'12.203
18	33.211	<b>30.861</b>	<b>21.464</b>	18.570	<b>1'44.106</b>	274,3	12:59'56.309
19	37.761	32.642	22.488	19.318	1'52.209	274,3	13:01'48.518

2° 55 Y. MONTELLA [1'44.109]							
Lap	Seg1	Seg2	Seg3	Seg4	Lap Time	km/h	Local Time
1		32.017	22.029	18.718			
2	33.802	31.206	21.675	18.490	1'45.173	280,7	12:23'43.944
3	33.757	31.096	21.787	18.542	1'45.182C	280,7	12:25'29.126
4	33.340	31.105	21.706	18.450	1'44.601	281,5	12:27'13.727
5	33.512	31.568	21.717	18.519	1'45.316	<b>282,9</b>	12:28'59.043
6	33.400	31.100	21.683	39.726	2'05.909P	281,5	12:31'04.952
7	6'13.671	31.095	21.926	18.412	7'25.104P		12:38'30.056
8	<b>33.096</b>	31.396	21.820	<b>18.398</b>	1'44.710	282,2	12:40'14.766
9	33.291	31.027	21.594	18.445	1'44.357	279,3	12:41'59.123
10	33.304	30.798	21.568	18.439	<b>1'44.109</b>	280,0	12:43'43.232
11	33.289	30.800	21.777	39.135	2'05.001P	279,3	12:45'48.233
12	8'21.011	31.209	21.676	18.428	9'32.324P		12:55'20.557
13	33.290	30.984	21.571	18.541	1'44.386	282,2	12:57'04.943
14	33.280	30.830	<b>21.557</b>	18.455	1'44.122	281,5	12:58'49.065
15	33.245	<b>30.790</b>	21.688	18.467	1'44.190	281,5	13:00'33.255

3° 62 S. MANZI [1'44.122]							
Lap	Seg1	Seg2	Seg3	Seg4	Lap Time	km/h	Local Time
1		32.454	22.496	18.765			
2	33.720	31.372	21.773	18.509	1'45.374C	276,4	12:25'06.752
3	33.407	31.200	21.786	18.543	1'44.936	277,8	12:26'51.688
4	33.261	31.120	21.769	18.505	1'44.655	277,8	12:28'36.343
5	33.214	31.074	21.611	18.479	1'44.378	277,8	12:30'20.721
6	33.270	31.130	21.650	18.446	1'44.496	278,6	12:32'05.217
7	33.229	31.051	21.603	<b>18.354</b>	1'44.237	276,4	12:33'49.454
8	33.098	31.127	<b>21.530</b>	18.567	1'44.322	278,6	12:35'33.776
9	36.406	32.764	22.306	18.482	1'49.958	270,9	12:37'23.734
10	33.338	31.060	21.914	18.451	1'44.763	276,4	12:39'08.497
11	<b>33.015</b>	31.030	21.614	18.463	<b>1'44.122</b>	277,1	12:40'52.619
12	36.340	32.479	22.354	40.064	2'11.237P	271,6	12:43'03.856
13	8'52.196	31.225	21.823	18.520	10'03.764P		12:53'07.620
14	33.327	31.022	22.113	18.612	1'45.074	278,6	12:54'52.694
15	33.160	30.976	21.648	18.467	1'44.251	277,1	12:56'36.945
16	33.135	<b>30.910</b>	21.645	18.483	1'44.173	277,8	12:58'21.118
17	33.079	34.871	23.221	18.850	1'50.021	<b>279,3</b>	13:00'11.139

4° 64 F. CARICASULO [1'44.389]							
Lap	Seg1	Seg2	Seg3	Seg4	Lap Time	km/h	Local Time
1							
2							
3							
4							
5							
6							
7							
8							
9							
10							
11							
12							
13							
14							
15							
16							
17							

1		31.988	31.212	19.397			
2	34.347	37.233	22.192	18.794	1'52.566C	272,3	12:24'22.985
3	33.541	31.293	21.960	18.760	1'45.554	277,8	12:26'08.539
4	<b>33.224</b>	40.961	21.992	18.558	1'54.735	279,3	12:28'03.274
5	33.500	31.231	22.243	18.652	1'45.626		12:29'48.900
6	33.517	30.941	21.709	18.689	1'44.856	279,3	12:31'33.756
7	33.400	30.960	21.791	<b>18.449</b>	1'44.600	279,3	12:33'18.356
8	33.347	31.392	21.858	18.554	1'45.151	<b>280,7</b>	12:35'03.507
9	33.573	31.108	22.102	44.337	2'11.120P	277,1	12:37'14.627
10	13'58.448	31.584	21.886	18.982	15'10.900P		12:52'25.527
11	33.379	31.078	21.870	18.683	1'45.010	275,7	12:54'10.537
12	40.234	39.465	22.050	18.839	2'00.588	275,7	12:56'11.125
13	33.303	31.509	21.741	18.622	1'45.175	276,4	12:57'56.300
14	33.303	30.954	<b>21.556</b>	18.576	<b>1'44.389</b>	276,4	12:59'40.689
15	33.280	<b>30.881</b>	21.697	18.759	1'44.617	277,8	13:01'25.306

5° 99 A. HUERTAS [1'44.442]							
Lap	Seg1	Seg2	Seg3	Seg4	Lap Time	km/h	Local Time
1		31.616	22.736	18.791			
2	34.171	31.181	21.762	18.701	1'45.815C	280,7	12:24'45.588
3	33.700	30.960	21.816	18.653	1'45.129	282,2	12:26'30.717
4	33.804	31.046	21.724	18.589	1'45.163	281,5	12:28'15.880
5	33.764	30.954	21.781	18.553	1'45.052	282,2	12:30'00.932
6	33.628	<b>30.676</b>	22.218	18.705	1'45.227	<b>282,9</b>	12:31'46.159
7	33.969	30.803	21.889	<b>18.523</b>	1'45.184	282,2	12:33'31.343
8	33.517	30.755	21.750	18.668	1'44.690	282,2	12:35'16.033
9	33.422	30.925	21.792	18.543	1'44.682C	281,5	12:37'00.715
10	34.826	32.602	23.399	39.845	2'10.672P	281,5	12:39'11.387
11	9'35.104	31.629	21.729	18.716	10'47.178P		12:49'58.565
12	33.442	30.713	<b>21.638</b>	18.649	<b>1'44.442</b>	279,3	12:51'43.007
13	33.354	30.798	21.696	18.701	1'44.549	280,7	12:53'27.556
14	33.592	30.876	21.791	18.693	1'44.952	280,7	12:55'12.508
15	33.510	31.001	21.787	18.641	1'44.939	279,3	12:56'57.447
16	<b>33.216</b>	31.107	22.121	18.664	1'45.108	280,7	12:58'42.555
17	38.615	32.281	21.659	18.580	1'51.135	279,3	13:00'33.690

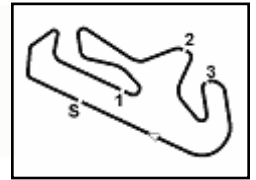
6° 53 V. DEBISE [1'44.540]							
Lap	Seg1	Seg2	Seg3	Seg4	Lap Time	km/h	Local Time
1		32.045	22.575	18.770			
2	34.579	31.293	22.055	18.809	1'46.736C	274,3	12:24'25.370
3	34.065	31.341	22.120	18.590	1'46.116	<b>280,0</b>	12:26'11.486
4	33.970	31.209	22.079	18.629	1'45.887	278,6	12:27'57.373
5	33.776	31.409	21.882	18.543	1'45.610	275,0	12:29'42.983
6	33.969	31.013	21.772	18.469	1'45.223	276,4	12:31'28.206
7	<b>33.473</b>	31.718	22.000	38.167	2'05.358P	<b>280,0</b>	12:33'33.564
8	6'14.138	31.728	22.002	18.709	7'26.577P		12:41'00.141
9	33.731	31.149	21.890	<b>18.423</b>	1'45.193	275,7	12:42'45.334
10	33.590	31.074	21.942	18.425	1'45.031	272,9	12:44'30.365
11	33.617	30.940	21.875	18.467	1'44.899	273,6	12:46'15.264
12	33.548	30.987	21.803	18.429	1'44.767		12:48'00.031
13	33.493	31.111	21.796	18.517	1'44.917	274,3	12:49'44.948
14	33.663	31.130	21.767	37.823	2'04.383P	274,3	12:51'49.331
15	4'17.666	33.595	21.962	18.585	5'31.808P		12:57'21.139
16	33.561	<b>30.796</b>	<b>21.759</b>	18.424	<b>1'44.540</b>	272,3	12:59'05.679
17	33.673	31.423	22.915	19.216	1'47.227	277,1	13:00'52.906

7° 94 L. MAHIAS [1'44.737]							
Lap	Seg1	Seg2	Seg3	Seg4	Lap Time	km/h	Local Time
1		32.434	22.589	18.939			
2	34.527	31.732	21.814	18.830	1'46.903C	267,6	12:24'19.169
3	33.974	31.508	21.851	18.898	1'46.231	272,9	12:26'05.400
4	41.368	31.551	22.266	38.727	2'13.912P	272,3	12:28'19.312
5	4'37.746	31.487	21.724	18.617	5'49.574P		12:34'08.886

09/08/2024 P = Pits In/Out - C = Lap Time Cancelled

These data/results cannot be reproduced, stored and/or transmitted in whole or in part by any manner of electronic, mechanical, photocopying, recording, broadcasting or otherwise now known or herein after developed without the previous express consent by the copyright owner, except for reproduction in daily press and regular printed publications on sale to the public within 60 days of the event related to those data/results and always provided that copyright symbol appears together as follows below.

© DORNA WSBK ORGANIZATION Srl 2024



Portimao 4.592 m

**Pirelli Portuguese Round, 9–11 August 2024**  
**Chronological Analysis Free Practice**

2 / 5

6	33.558	31.182	21.591	18.719	1'45.050	<b>275,0</b>	12:35'53.936
7	<b>33.532</b>	31.113	<b>21.503</b>	18.589	<b>1'44.737</b>	274,3	12:37'38.673
8	33.617	31.103	21.681	18.698	1'45.099	273,6	12:39'23.772
9	33.728	31.129	21.590	<b>18.471</b>	1'44.918	273,6	12:41'08.690
10	33.668	31.235	21.854	18.624	1'45.381	274,3	12:42'54.071
11	33.659	31.217	21.724	18.634	1'45.234	271,6	12:44'39.305
12	33.604	31.532	21.747	18.624	1'45.507		12:46'24.812
13	33.608	31.284	21.651	18.737	1'45.280		12:48'10.092
14	33.749	31.165	21.743	18.725	1'45.382	272,9	12:49'55.474
15	33.845	31.186	21.695	18.651	1'45.377	272,9	12:51'40.851
16	41.278	33.762	22.940	38.356	2'16.336P	273,6	12:53'57.187
17	3'19.285	31.913	27.334	20.699	4'39.231P		12:58'36.418
18	33.596	<b>31.077</b>	21.939	18.508	1'45.120	272,3	13:00'21.538

<b>11° 61 C. ONCLU [1'44.995]</b>							
Lap	Seg1	Seg2	Seg3	Seg4	Lap Time	km/h	Local Time
1		32.171	22.052	18.738			
2	34.257	31.501	21.644	18.547	1'45.949	277,8	12:23'45.100
3	33.914	31.260	21.698	18.412	1'45.284C	276,4	12:25'30.384
4	33.717	31.211	21.745	18.471	1'45.144	275,0	12:27'15.528
5	33.827	31.174	<b>21.580</b>	<b>18.414</b>	<b>1'44.995</b>	276,4	12:29'00.523
6	<b>33.540</b>	31.196	21.835	18.722	1'45.293	<b>280,7</b>	12:30'45.816
7	33.776	31.404	21.800	18.588	1'45.568	273,6	12:32'31.384
8	36.228	31.352	23.407	40.208	2'11.195P	273,6	12:34'42.579
9	9'48.874	32.060	22.160	18.825	1'10'1.919P		12:45'44.498
10	33.853	<b>31.157</b>	21.790	18.536	1'45.336		12:47'29.834
11	33.580	31.399	21.783	18.746	1'45.508	272,9	12:49'15.342
12	33.718	31.317	22.518	20.048	1'47.601	272,9	12:51'02.943
13	33.605	37.629	23.634	18.915	1'53.783	275,7	12:52'56.726
14	33.750	31.175	27.443	39.898	2'12.266P	273,6	12:55'08.992
15	1'44.647	32.259	22.147	18.819	2'57.872P		12:58'06.864
16	33.670	31.306	21.861	18.664	1'45.501	273,6	12:59'52.365
17	33.550	31.230	21.951	18.604	1'45.335	274,3	13:01'37.700

<b>8° 17 J. MCPHEE [1'44.915]</b>							
Lap	Seg1	Seg2	Seg3	Seg4	Lap Time	km/h	Local Time
1		34.297	23.764	19.042			
2	34.836	32.029	22.802	19.290	1'48.957	272,9	12:24'02.529
3	34.664	31.873	22.310	18.752	1'47.599C	272,3	12:25'50.128
4	38.118	31.724	22.193	18.745	1'50.780	272,3	12:27'40.908
5	34.384	31.923	22.203	18.643	1'47.153	272,3	12:29'28.061
6	34.015	31.774	22.454	18.751	1'46.994	271,6	12:31'15.055
7	34.126	31.660	22.135	18.659	1'46.580	267,6	12:33'01.635
8	34.241	31.617	22.050	18.708	1'46.616	270,2	12:34'48.251
9	33.908	31.448	21.970	18.656	1'45.982	269,6	12:36'34.233
10	35.478	32.443	22.782	38.951	2'09.654P	270,9	12:38'43.887
11	7'11.351	32.625	22.477	19.034	8'25.487P		12:47'09.374
12	34.152	31.696	22.038	18.850	1'46.736	266,2	12:48'56.110
13	34.073	38.538	23.157	39.289	2'15.057P	267,6	12:51'11.167
14	3'46.581	46.633	25.103	18.874	5'17.191P		12:56'28.358
15	33.748	<b>30.948</b>	21.802	<b>18.417</b>	<b>1'44.915</b>	269,6	12:58'13.273
16	<b>33.605</b>	31.136	<b>21.736</b>	18.599	1'45.076	<b>274,3</b>	12:59'58.349
17	33.632	31.480	21.887	18.766	1'45.765	269,6	13:01'44.114

<b>12° 54 B. SDFUOGLU [1'45.030]</b>							
Lap	Seg1	Seg2	Seg3	Seg4	Lap Time	km/h	Local Time
1		33.326	22.455	18.750			
2	34.544	31.730	21.839	18.768	1'46.881C	266,9	12:24'30.578
3	33.697	31.196	21.713	18.528	1'45.134	277,1	12:26'15.712
4	33.735	<b>31.113</b>	21.735	<b>18.498</b>	1'45.081	277,1	12:28'00.793
5	33.585	31.194	<b>21.692</b>	18.559	<b>1'45.030</b>	277,1	12:29'45.823
6	33.712	31.664	21.821	18.700	1'45.897	<b>277,8</b>	12:31'31.720
7	33.785	31.369	21.837	18.663	1'45.654	275,7	12:33'17.374
8	33.815	31.176	21.727	18.674	1'45.392	276,4	12:35'02.766
9	33.613	31.328	21.834	18.706	1'45.481	275,7	12:36'48.247
10	33.761	31.547	22.585	18.821	1'46.714	275,7	12:38'34.961
11	34.145	33.950	23.122	42.139	2'13.356P	275,0	12:40'48.317
12	11'47.293	32.619	22.219	18.809	13'00.940P		12:53'49.257
13	33.563	31.388	21.953	18.663	1'45.567	272,3	12:55'34.824
14	33.565	31.308	21.694	18.796	1'45.363	272,3	12:57'20.187
15	<b>33.558</b>	31.222	21.775	18.629	1'45.184C	272,9	12:59'05.371
16	33.769	31.354	23.344	18.852	1'47.319	275,0	13:00'52.690

<b>9° 23 M. SCHRÖTTER [1'44.930]</b>							
Lap	Seg1	Seg2	Seg3	Seg4	Lap Time	km/h	Local Time
1		33.735	23.012	39.122			
2	3'56.336	33.649	22.320	18.825	5'11.130P		12:28'02.564
3	34.346	31.754	22.215	18.484	1'46.799	277,8	12:29'49.363
4	34.016	31.133	21.989	18.494	1'45.632	277,8	12:31'34.995
5	33.758	31.306	21.959	18.483	1'45.506	<b>280,7</b>	12:33'20.501
6	33.777	31.204	21.948	<b>18.469</b>	1'45.398	279,3	12:35'05.899
7	33.698	36.764	22.968	18.653	1'52.083	279,3	12:36'57.982
8	35.042	32.757	22.634	39.560	2'09.993P	276,4	12:39'07.975
9	8'23.091	31.749	21.929	18.629	9'35.398P		12:48'43.373
10	33.753	31.209	21.772	18.506	1'45.240	274,3	12:50'28.613
11	33.719	31.252	21.931	18.554	1'45.456	275,0	12:52'14.069
12	33.627	<b>31.040</b>	21.870	18.503	1'45.400	275,7	12:53'59.109
13	33.610	31.140	22.013	18.614	1'45.377	274,3	12:55'44.486
14	33.548	31.154	21.700	18.552	1'44.954	276,4	12:57'29.440
15	33.616	31.045	<b>21.688</b>	18.581	<b>1'44.930</b>	275,0	12:59'14.370
16	<b>33.486</b>	31.085	21.882	18.614	1'45.067	277,1	13:00'59.437

<b>13° 28 G. VAN STRAALLEN [1'45.188]</b>							
Lap	Seg1	Seg2	Seg3	Seg4	Lap Time	km/h	Local Time
1		33.935	22.849	19.047			
2	35.365	32.698	22.240	18.938	1'49.241C	274,3	12:24'37.137
3	34.197	32.159	21.966	18.735	1'47.057	277,1	12:26'24.194
4	34.837	31.827	21.990	18.607	1'47.261	276,4	12:28'11.455
5	33.757	31.780	21.988	18.617	1'46.142	275,7	12:29'57.597
6	33.631	32.111	21.745	18.634	1'46.121	277,1	12:31'43.718
7	33.652	31.287	21.733	18.600	1'45.272	275,7	12:33'28.990
8	33.927	31.584	22.172	41.008	2'08.691P	277,1	12:35'37.681
9	9'28.417	31.788	22.071	18.689	10'40.965P		12:46'18.646
10	33.921	31.458	22.082	18.778	1'46.239		12:48'04.885
11	33.944	31.481	21.867	18.637	1'45.929	272,3	12:49'50.814
12	33.662	31.262	21.799	<b>18.556</b>	1'45.279	273,6	12:51'36.093
13	36.788	31.625	21.990	18.725	1'49.128	274,3	12:53'25.221
14	34.121	31.599	21.786	18.659	1'46.165	273,6	12:55'11.386

<b>10° 5 N. ANTONELLI [1'44.945]</b>							
Lap	Seg1	Seg2	Seg3	Seg4	Lap Time	km/h	Local Time
1		33.815	28.114	21.469			
2	35.270	32.415	23.049	19.178	1'49.912C	275,7	12:24'23.919
3	34.044	31.607	21.996	18.674	1'46.321	<b>279,3</b>	12:26'10.240
4	33.626	31.644	22.123	19.127	1'46.520	278,6	12:27'56.760
5	33.524	<b>31.262</b>	21.756	18.703	1'45.245	278,6	12:29'42.005
6	33.509	31.326	<b>21.732</b>	18.700	1'45.267	277,1	12:31'27.272
7	<b>33.402</b>	31.295	21.755	<b>18.493</b>	<b>1'44.945</b>	277,1	12:33'12.217
8	35.969	31.504	21.814	18.687	1'47.974	277,8	12:35'00.191

09/08/2024

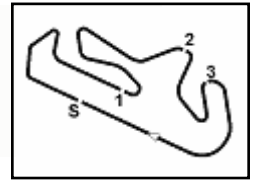
P = Pits In/Dut - C = Lap Time Cancelled

These data/results cannot be reproduced, stored and/or transmitted in whole or in part by any manner of electronic, mechanical, photocopying, recording, broadcasting or otherwise now known or herein after developed without the previous express consent by the copyright owner, except for reproduction in daily press and regular printed publications on sale to the public within 60 days of the event related to those data/results and always provided that copyright symbol appears together as follows below.

© DORNA WSBK ORGANIZATION Srl 2024







Portimao 4.592 m

**Pirelli Portuguese Round, 9-11 August 2024**  
**Chronological Analysis Free Practice**

15	33.937	31.540	21.805	18.696	1'45.978	273,6	12:56'57.364
16	33.669	31.387	21.910	18.614	1'45.580	272,3	12:58'42.944
17	<b>33.605</b>	<b>31.204</b>	<b>21.709</b>	18.670	<b>1'45.188</b>	<b>278,6</b>	13:00'28.132

1						32.914	22.902	39.949		
2	3'31.045					32.153	22.266	19.015	4'44.479P	12:27'12.311
3	34.975					32.076	22.127	18.879	1'48.057	273,6 12:29'00.368
4	34.008					31.429	22.004	19.069	1'46.510	276,4 12:30'46.878
5	33.882					31.316	22.020	18.811	1'46.029	275,7 12:32'32.907
6	34.002					31.368	22.023	18.767	1'46.160	275,7 12:34'19.067
7	33.712					31.495	22.111	41.003	2'08.321P	275,0 12:36'27.388
8	10'15.090					31.436	22.086	18.897	11'27.509P	12:47'54.897
9	33.778					<b>31.155</b>	21.833	18.763	1'45.529	275,7 12:49'40.426
10	33.558					31.369	22.000	18.882	1'45.809	275,0 12:51'26.235
11	<b>33.487</b>					31.264	22.017	18.812	1'45.580	274,3 12:53'11.815
12	33.665					31.335	21.910	<b>18.734</b>	1'45.644	276,4 12:54'57.459
13	33.913					31.448	22.007	18.776	1'46.144	272,3 12:56'43.603
14	33.839					31.391	21.874	18.866	1'45.970	<b>279,3</b> 12:58'29.573
15	33.642					31.172	<b>21.818</b>	18.789	<b>1'45.421</b>	273,6 13:00'14.994

14° 22 F. FULIGNI (1'45.229)							
Lap	Seg.1	Seg.2	Seg.3	Seg.4	Lap Time	km/h	Local Time
1		33.045	22.532	18.957			
2	35.033	32.070	22.025	18.868	1'47.996	269,6	12:23'50.291
3	34.094	31.555	22.099	18.870	1'46.618C	<b>278,6</b>	12:25'36.909
4	34.067	31.673	22.083	18.840	1'46.663	277,8	12:27'23.572
5	33.893	31.555	22.241	18.794	1'46.483	275,0	12:29'10.855
6	35.861	32.738	23.550	19.691	1'51.840	275,0	12:31'01.895
7	34.083	31.364	21.919	18.852	1'46.218	264,9	12:32'48.113
8	33.915	31.394	21.916	18.740	1'45.965	275,7	12:34'34.078
9	34.142	32.624	22.718	41.250	2'10.734P	273,6	12:36'44.812
10	12'56.990	34.214	25.192	21.229	14'17.625P		12:51'02.437
11	34.119	34.301	22.364	18.931	1'49.715	270,9	12:52'52.152
12	34.139	31.643	22.120	18.951	1'46.853	272,3	12:54'39.005
13	33.937	31.702	24.300	18.793	1'48.732	272,3	12:56'27.737
14	<b>33.690</b>	<b>31.104</b>	<b>21.801</b>	<b>18.634</b>	<b>1'45.229</b>	270,9	12:58'12.966
15	34.846	31.870	25.014	19.424	1'51.154	275,7	13:00'04.120

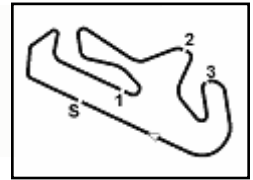
18° 48 L. DALLA PORTA (1'45.503)							
Lap	Seg.1	Seg.2	Seg.3	Seg.4	Lap Time	km/h	Local Time
1		34.690	23.698	19.118			
2	35.553	32.390	22.442	18.846	1'49.231C	270,9	12:24'25.077
3	34.772	31.571	22.240	18.629	1'47.212	272,3	12:26'12.289
4	34.273	31.491	22.149	<b>18.568</b>	1'46.481	275,7	12:27'58.770
5	33.907	31.365	<b>21.838</b>	18.630	1'45.740	<b>276,4</b>	12:29'44.510
6	34.007	31.311	22.038	38.881	2'06.237P	275,0	12:31'50.747
7	9'36.214	39.393	22.428	18.822	10'56.857P		12:42'47.604
8	34.452	31.602	22.192	18.812	1'47.058	270,2	12:44'34.662
9	34.202	38.588	26.039	38.008	2'16.837P	269,6	12:46'51.499
10	5'05.953	32.016	22.287	18.977	6'19.233P		12:53'10.732
11	34.080	31.399	22.046	18.937	1'46.462	269,6	12:54'57.194
12	33.987	31.424	21.990	18.775	1'46.176	270,9	12:56'43.370
13	33.932	31.392	27.467	20.751	1'53.542	271,6	12:58'36.912
14	<b>33.773</b>	<b>31.113</b>	21.920	18.697	<b>1'45.503</b>	273,6	13:00'22.415

15° 40 S. CORSI (1'45.334)							
Lap	Seg.1	Seg.2	Seg.3	Seg.4	Lap Time	km/h	Local Time
1		33.785	27.702	20.316			
2	35.234	32.005	22.232	18.900	1'48.371C	266,9	12:24'21.546
3	34.484	31.487	21.924	19.032	1'46.927	273,6	12:26'08.473
4	34.074	33.906	22.677	18.805	1'49.462	270,9	12:27'57.935
5	33.777	31.259	21.855	18.648	1'45.539	276,4	12:29'43.474
6	33.812	<b>31.065</b>	21.826	<b>18.631</b>	<b>1'45.334</b>	<b>280,7</b>	12:31'28.808
7	<b>33.625</b>	31.335	21.877	18.694	1'45.531	280,0	12:33'14.339
8	35.239	34.202	21.892	18.795	1'50.128	277,8	12:35'04.467
9	33.935	31.855	24.601	40.015	2'10.406P	279,3	12:37'14.873
10	9'18.634	31.668	22.112	18.960	10'31.374P		12:47'46.247
11	33.979	31.545	21.895	18.954	1'46.373	273,6	12:49'32.620
12	33.861	31.354	22.002	19.011	1'46.228	271,6	12:51'18.848
13	35.245	32.882	21.952	19.134	1'49.213	273,6	12:53'08.061
14	33.722	31.147	<b>21.740</b>	18.827	1'45.436	278,6	12:54'53.497
15	33.947	31.350	22.717	18.834	1'46.848	275,7	12:56'40.345
16	33.893	31.379	23.932	22.254	1'51.458	275,0	12:58'31.803
17	33.860	31.294	21.768	19.091	1'46.013	274,3	13:00'17.816

19° 69 T. BOOTH-AMOS (1'45.525)							
Lap	Seg.1	Seg.2	Seg.3	Seg.4	Lap Time	km/h	Local Time
1		33.779	23.064	19.016			
2	35.408	31.721	22.037	18.556	1'47.722C	264,9	12:24'19.493
3	34.026	31.561	<b>21.885</b>	18.672	1'46.144	<b>276,4</b>	12:26'05.637
4	<b>33.680</b>	32.525	22.015	18.605	1'46.825	270,2	12:27'52.462
5	33.734	31.502	21.937	<b>18.478</b>	1'45.651	270,9	12:29'38.113
6	33.796	31.468	21.986	18.868	1'46.118	270,2	12:31'24.231
7	33.684	31.457	22.006	18.641	1'45.788	270,2	12:33'10.019
8	34.020	31.580	22.184	18.626	1'46.410	271,6	12:34'56.429
9	33.866	31.217	22.125	18.703	1'45.911	270,2	12:36'42.340
10	40.278	33.611	23.597	38.755	2'16.241P	272,3	12:38'58.581
11	12'14.852	31.645	21.929	18.681	13'27.107P		12:52'25.688
12	33.769	<b>31.120</b>	21.935	18.701	<b>1'45.525</b>	275,7	12:54'11.213
13	35.234	37.333			2'00.559	270,2	12:56'11.772
14	33.745	31.326	22.022	18.748	1'45.841	271,6	12:57'57.613
15	34.172	31.325	22.089	18.747	1'46.333	270,9	12:59'43.946
16	33.781	31.330	21.965	18.807	1'45.883	270,2	13:01'29.829

16° 66 N. TUULI (1'45.368)							
Lap	Seg.1	Seg.2	Seg.3	Seg.4	Lap Time	km/h	Local Time
1		32.553	22.556	19.163			
2	34.556	32.357	22.482	18.999	1'48.394	<b>277,1</b>	12:23'56.792
3	34.365	31.454	21.964	18.834	1'46.617C	273,6	12:25'43.409
4	33.931	31.316	21.845	<b>18.711</b>	1'45.803	276,4	12:27'29.212
5	33.746	31.563	22.012	18.803	1'46.124	<b>277,1</b>	12:29'15.336
6	34.524	31.296	21.856	18.809	1'46.485	276,4	12:31'01.821
7	33.742	<b>31.109</b>	21.714	18.803	<b>1'45.368</b>	275,7	12:32'47.189
8	33.789	31.234	21.914	39.229	2'06.166P	274,3	12:34'53.355
9	11'48.571	31.724	21.844	19.000	13'01.139P		12:47'54.494
10	33.820	31.171	<b>21.625</b>	18.775	1'45.391	272,3	12:49'39.885
11	<b>33.704</b>	35.701	22.768	18.785	1'50.958	272,9	12:51'30.843
12	34.013	31.291	21.714	18.796	1'45.814	272,9	12:53'16.657
13	33.714	31.538	22.687	39.074	2'07.013P	273,6	12:55'23.670
14	2'46.588	32.669	22.041	19.032	4'00.330P		12:59'24.000
15	33.915	31.515	21.829	18.883	1'46.142	274,3	13:01'10.142

20° 50 O. VOSTATEK (1'45.766)							
Lap	Seg.1	Seg.2	Seg.3	Seg.4	Lap Time	km/h	Local Time
1		34.127	22.665	18.830			
2	35.188	31.808	22.258	18.539	1'47.793C	264,3	12:24'32.236
3	33.927	31.455	22.008	<b>18.497</b>	1'45.887	275,7	12:26'18.123
4	33.933	31.589	22.323	18.752	1'46.597	275,7	12:28'04.720
5	<b>33.826</b>	31.386	21.999	18.555	<b>1'45.766</b>	277,1	12:29'50.486
6	33.891	31.262	22.166	18.514	1'45.833	<b>277,8</b>	12:31'36.319
7	33.996	<b>31.245</b>	<b>21.977</b>	18.599	1'45.817	275,7	12:33'22.136
8	33.882	31.328	22.018	18.714			



Portimao 4.592 m

**Pirelli Portuguese Round, 9-11 August 2024**  
**Chronological Analysis Free Practice**

4 / 5

10	14'12.743	33.215			15'37.120P		12:52'57.529	14	<b>33.834</b>	31.751	22.317	18.889	1'46.791	274,3	12:54'45.865
11	33.913	31.707	22.046	18.695	1'46.361	270,9	12:54'43.890	15	34.239	31.421	<b>21.929</b>	18.776	1'46.365	271,6	12:56'32.230
12	33.912	31.618	21.983	18.639	1'46.152	273,6	12:56'30.042	16	34.125	31.506	22.065	18.820	1'46.516	271,6	12:58'18.746
13	37.244	32.841	23.345	18.813	1'52.243	275,0	12:58'22.285	17	33.842	31.503	21.998	18.624	<b>1'45.967</b>	<b>275,0</b>	13:00'04.713
14	33.996	31.455	22.069	18.743	1'46.263	273,6	13:00'08.548								

21° 7 L. BALDASSARRI [1'45.847]							
Lap	Seg.1	Seg.2	Seg.3	Seg.4	Lap Time	km/h	Local Time
1		32.913	22.548	19.435			
2	35.063	31.909	22.528	18.799	1'48.299	269,6	12:23'57.520
3	34.733	31.990	22.276	18.753	1'47.752C	<b>272,3</b>	12:25'45.272
4	34.230	31.438	22.355	18.695	1'46.718	270,9	12:27'31.990
5	34.553	31.535	22.057	18.840	1'46.985	<b>272,3</b>	12:29'18.975
6	34.204	31.537	22.147	18.835	1'46.723	263,7	12:31'05.698
7	33.918	31.494	22.211	18.859	1'46.482	268,9	12:32'52.180
8	34.232	31.710	23.062	19.331	1'48.335	268,2	12:34'40.515
9	33.965	31.719	22.092	18.800	1'46.576	267,6	12:36'27.091
10	34.008	31.533	22.176	18.910	1'46.627	266,2	12:38'13.718
11	34.113	36.184	22.967	41.129	2'14.393P	265,6	12:40'28.111
12	7'50.329	31.706	24.419	19.161	9'05.615P		12:49'33.726
13	34.040	31.333	<b>21.799</b>	18.792	1'45.964	266,9	12:51'19.690
14	33.971	31.547	22.080	18.925	1'46.523	268,9	12:53'06.213
15	34.014	31.505	22.191	18.849	1'46.559	266,2	12:54'52.772
16	<b>33.884</b>	31.244	22.028	<b>18.691</b>	<b>1'45.847</b>	270,2	12:56'38.619
17	36.967	39.739	28.495	19.506	2'04.707	266,2	12:58'43.326
18	34.262	<b>31.141</b>	21.998	18.759	1'46.160	270,9	13:00'29.486

24° 3 R. DE ROSA [1'46.267]							
Lap	Seg.1	Seg.2	Seg.3	Seg.4	Lap Time	km/h	Local Time
1			34.574	23.537	19.314		
2	35.426	32.496	22.518	18.973	1'49.413	250,3	12:24'02.938
3	34.819	32.264	22.257	18.655	1'47.995C	264,3	12:25'50.933
4	34.762	31.987	22.342	18.874	1'47.965	270,2	12:27'38.898
5	34.776	32.030	22.440	18.837	1'48.083	266,9	12:29'26.981
6	34.554	31.988	22.401	18.756	1'47.699	267,6	12:31'14.680
7	34.552	31.967	22.249	18.786	1'47.554	267,6	12:33'02.234
8	34.381	31.600	22.144	<b>18.546</b>	1'46.671	270,2	12:34'48.905
9	<b>34.142</b>	31.615	<b>21.962</b>	18.548	<b>1'46.267</b>	<b>271,6</b>	12:36'35.172
10	34.266	32.534	27.115	19.618	1'53.533	270,2	12:38'28.705
11	34.508	31.998	24.131	44.186	2'14.823P	264,9	12:40'43.528
12	10'00.753	35.623	23.467	19.600	11'19.443P		12:52'02.971
13	47.405	32.537	27.660	23.889	2'11.491	238,2	12:54'14.462
14	34.399	31.690	21.967	18.559	1'46.615	266,2	12:56'01.077
15	34.259	<b>31.537</b>	22.089	18.588	1'46.473	269,6	12:57'47.550
16	37.339	33.072	26.212	21.368	1'57.991	268,9	12:59'45.541
17	34.348	31.571	22.131	18.700	1'46.750	268,9	13:01'32.291

22° 25 M. BRENNER [1'45.889]							
Lap	Seg.1	Seg.2	Seg.3	Seg.4	Lap Time	km/h	Local Time
1		33.429	23.073	18.871			
2	34.819	32.380	22.445	18.777	1'48.421	275,7	12:23'52.178
3	34.379	31.923	22.369	18.716	1'47.387C	0,1	12:25'39.565
4	34.347	32.001	23.439	19.282	1'49.069	277,1	12:27'28.634
5	34.109	31.753	22.396	<b>18.526</b>	1'46.784	275,0	12:29'15.418
6	34.819	31.804	22.295	18.784	1'47.702	<b>279,3</b>	12:31'03.120
7	38.124	32.801	23.348	42.858	2'17.131P	276,4	12:33'20.251
8	4'34.893	34.208	22.453	18.709	5'50.263P		12:39'10.514
9	33.858	31.677	22.040	18.630	1'46.205	274,3	12:40'56.719
10	33.841	34.198	22.560	18.741	1'49.340	274,3	12:42'46.059
11	33.947	31.664	22.204	18.869	1'46.684	277,1	12:44'32.743
12	33.965	31.793	22.199	18.926	1'46.883	272,9	12:46'19.626
13	33.962	38.327	23.804	43.423	2'19.516P		12:48'39.142
14	4'05.468	32.338	23.623	19.034	5'20.463P		12:53'59.605
15	<b>33.764</b>	<b>31.489</b>	<b>21.939</b>	18.697	<b>1'45.889</b>	276,4	12:55'45.494
16	34.023	31.887	22.251	19.160	1'47.321	277,1	12:57'32.815
17	34.652	32.547	25.036	19.201	1'51.436	273,6	12:59'24.251
18	34.044	31.619	22.053	18.571	1'46.287	274,3	13:01'10.538

25° 27 K. TOBA [1'46.389]							
Lap	Seg.1	Seg.2	Seg.3	Seg.4	Lap Time	km/h	Local Time
1			33.215	22.975	19.140		
2	35.654	32.117	22.851	18.942	1'49.564	276,4	12:24'00.283
3	34.496	31.804	22.344	18.861	1'47.505C	277,1	12:25'47.788
4	34.652	31.800	22.324	18.941	1'47.717	277,1	12:27'35.505
5	34.278	31.915	22.437	18.921	1'47.551	275,7	12:29'23.056
6	34.408	31.807	26.453	20.777	1'53.445	274,3	12:31'16.501
7	34.136	31.725	22.245	18.791	1'46.897	<b>280,0</b>	12:33'03.398
8	34.494	31.580	22.387	<b>18.746</b>	1'47.207	275,7	12:34'50.605
9	34.144	31.546	22.154	18.815	1'46.659	275,7	12:36'37.264
10	34.747	32.439	23.028	40.868	2'11.082P	272,3	12:38'48.346
11	11'40.431	32.845	22.275	19.536	12'55.087P		12:51'43.433
12	33.915	31.521	22.179	18.937	1'46.552	275,0	12:53'29.985
13	34.295	31.780	22.175	18.908	1'47.158	272,3	12:55'17.143
14	34.315	31.544	22.029	18.847	1'46.735	273,6	12:57'03.878
15	34.339	<b>31.449</b>	<b>21.933</b>	18.821	1'46.542	271,6	12:58'50.420
16	<b>33.861</b>	31.586	22.091	18.851	<b>1'46.389</b>	272,3	13:00'36.809

23° 51 A. SARMOON [1'45.967]							
Lap	Seg.1	Seg.2	Seg.3	Seg.4	Lap Time	km/h	Local Time
1		34.286	23.211	19.650			
2	35.782	32.735	22.511	18.878	1'49.906	261,7	12:23'56.874
3	34.866	31.760	22.148	18.832	1'47.606C	269,6	12:25'44.480
4	34.257	31.779	22.554	18.689	1'47.279	<b>275,0</b>	12:27'31.759
5	35.206	31.428	22.123	<b>18.606</b>	1'47.363	272,3	12:29'19.122
6	34.417	31.553	22.254	18.693	1'46.917	262,4	12:31'06.039
7	34.088	<b>31.238</b>	22.181	18.717	1'46.224	273,6	12:32'52.263
8	34.593	31.429	23.352	20.336	1'49.710	273,6	12:34'41.973
9	34.272	31.711	22.261	18.935	1'47.179	272,3	12:36'29.152
10	34.346	31.789	22.202	18.882	1'47.219	274,3	12:38'16.371
11	34.329	32.938	23.973	42.874	2'14.114P	269,6	12:40'30.485
12	9'06.513	36.162	27.857	22.242	10'32.774P		12:51'03.259
13	34.063	32.605	27.398	21.749	1'55.815	274,3	12:52'59.074

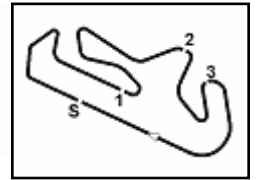
26° 89 K. BIN PAWI [1'46.425]							
Lap	Seg.1	Seg.2	Seg.3	Seg.4	Lap Time	km/h	Local Time
1			35.674	24.117	19.392		
2	38.842	33.244	29.612	25.283	2'06.981	254,4	12:24'24.331
3	36.379	32.552	24.286	18.790	1'52.007	273,6	12:26'16.338
4	34.686	32.300	22.521	18.957	1'48.464	<b>276,4</b>	12:28'04.802
5	34.512	31.904	22.274	18.739	1'47.429	268,2	12:29'52.231
6	40.058	32.020	24.632	18.981	1'55.691	274,3	12:31'47.922
7	34.812	32.072	22.499	18.961	1'48.344	273,6	12:33'36.266
8	40.324	35.449	25.279	42.773	2'23.825P	270,9	12:36'00.091
9	14'32.495	32.263	22.432	18.771	15'45.961P		12:51'46.052
10	34.283	31.703	22.197	18.767	1'46.950	270,9	12:53'33.002
11	34.215	31.630	22.087	18.790	1'46.722	270,2	12:55'19.724
12	34.276	<b>31.532</b>	<b>22.014</b>	<b>18.603</b>	<b>1'46.425</b>	272,9	12:57'06.149
13	<b>34.015</b>	31.986	27.795	19.747	1'53.543	273,6	12:58'59.692
14	40.604	35.952	26.011	18.979	2'01.546	270,9	13:01'01.238

09/08/2024 P = Pits In/Out - C = Lap Time Cancelled

These data/results cannot be reproduced, stored and/or transmitted in whole or in part by any manner of electronic, mechanical, photocopying, recording, broadcasting or otherwise now known or herein after developed without the previous express consent by the copyright owner, except for reproduction in daily press and regular printed publications on sale to the public within 60 days of the event related to those data/results and always provided that copyright symbol appears together as follows below.

© DORNA WSBK ORGANIZATION Srl 2024





Portimao 4.592 m

**Pirelli Portuguese Round, 9-11 August 2024**  
**Chronological Analysis Free Practice**

5 / 5

27° 32 O. BAYLISS [1'46.624]							
Lap	Seg.1	Seg.2	Seg.3	Seg.4	Lap Time	km/h	Local Time
1		34.351	23.140	19.845			
2	35.636	32.628	22.915	19.146	1'50.325	266,2	12:23'57.235
3	34.812	32.584	22.265	18.776	1'48.437C	270,9	12:25'45.672
4	34.462	31.868	22.179	18.875	1'47.384	275,0	12:27'33.056
5	34.434	31.656	21.985	18.873	1'46.948	<b>276,4</b>	12:29'20.004
6	34.355	31.896	23.056	39.995	2'09.302P	<b>276,4</b>	12:31'29.306
7	10'41.765	32.169	22.479	19.202	11'55.615P		12:43'24.921
8	35.049	31.940	22.398	38.882	2'08.269P	268,2	12:45'33.190
9	7'16.655	31.914	27.815	22.876	8'39.260P		12:54'12.450
10	34.196	31.678	22.047	19.001	1'46.922	270,9	12:55'59.372
11	<b>34.076</b>	<b>31.583</b>	<b>21.929</b>	19.036	<b>1'46.624</b>	270,2	12:57'45.996
12	36.542	33.393	26.919	22.300	1'59.154	271,6	12:59'45.150
13	35.703	34.881	24.833	39.254	2'14.671P	275,0	13:01'59.821

8	38.075	32.714	22.920	19.029	1'52.738	275,7	12:35'20.669
9	34.499	35.957	23.465	44.709	2'18.630CP	274,3	12:37'39.299
10	8'01.058	35.648	24.509	19.629	9'20.844P		12:47'00.143
11	34.901	32.809	22.694	19.173	1'49.577	267,6	12:48'49.720
12	37.602	32.883	25.535	19.047	1'55.067	271,6	12:50'44.787
13	34.458	32.373	22.555	18.903	1'48.289	273,6	12:52'33.076
14	36.876	37.403	22.998	18.934	1'56.211	272,3	12:54'29.287
15	34.387	32.911	29.987	22.279	1'59.564	270,9	12:56'28.851
16	<b>34.281</b>	<b>32.051</b>	22.826	18.803	1'47.961	277,1	12:58'16.812
17	34.322	32.278	<b>22.260</b>	18.843	<b>1'47.703</b>	274,3	13:00'04.515

28° 71 T. EDWARDS [1'46.715]							
Lap	Seg.1	Seg.2	Seg.3	Seg.4	Lap Time	km/h	Local Time
1		33.895	23.526	19.184			
2	37.069	32.751	23.153	19.383	1'52.356	271,6	12:24'04.907
3	34.797	31.982	22.325	18.801	1'47.905C	275,7	12:25'52.812
4	34.397	31.770	22.161	19.277	1'47.605	<b>280,7</b>	12:27'40.417
5	34.520	31.991	22.652	18.997	1'48.160	274,3	12:29'28.577
6	34.711	31.838	22.184	<b>18.690</b>	1'47.423	277,1	12:31'16.000
7	34.947	31.910	23.076	18.799	1'48.732	275,7	12:33'04.732
8	34.639	32.006	23.152	40.569	2'10.366P	275,7	12:35'15.098
9	10'40.874	32.626	22.586	19.048	11'55.134P		12:47'10.232
10	34.285	<b>31.703</b>	22.209	18.719	1'46.916	273,6	12:48'57.148
11	34.172	31.903	22.288	18.776	1'47.139	275,7	12:50'44.287
12	35.782	32.585	27.506	19.180	1'55.053	272,9	12:52'39.340
13	34.208	31.977	22.441	18.765	1'47.391	275,0	12:54'26.731
14	<b>33.917</b>	31.999	<b>22.109</b>	<b>18.690</b>	<b>1'46.715</b>	274,3	12:56'13.446
15	33.936	31.870	22.722	19.622	1'48.150	277,1	12:58'01.596
16	34.056	31.934	22.171	18.849	1'47.010	274,3	12:59'48.606
17	34.103	31.867	22.298	19.016	1'47.284	277,8	13:01'35.890

31° 19 G. GIANNINI							
Lap	Seg.1	Seg.2	Seg.3	Seg.4	Lap Time	km/h	Local Time
1		<b>34.274</b>	<b>23.652</b>	<b>19.183</b>			
2							270,9

29° 68 L. POWER [1'47.097]							
Lap	Seg.1	Seg.2	Seg.3	Seg.4	Lap Time	km/h	Local Time
1		33.661	23.431	19.068			
2	34.817	32.761	22.871	19.365	1'49.814	273,6	12:24'02.400
3	38.077	32.694	22.921	18.820	1'52.512C	274,3	12:25'54.912
4	<b>34.074</b>	32.367	22.502	18.807	1'47.750	<b>275,7</b>	12:27'42.662
5	34.078	32.058	22.349	<b>18.798</b>	1'47.283	275,0	12:29'29.945
6	34.995	35.567	23.972	19.975	1'54.509	275,0	12:31'24.454
7	34.463	32.022	22.369	18.846	1'47.700	273,6	12:33'12.154
8	37.586	32.198	24.309	18.830	1'52.923	272,3	12:35'05.077
9	34.142	31.991	23.219	39.834	2'09.186CP	273,6	12:37'14.263
10	13'56.482	32.896	23.087	18.875	15'11.340P		12:52'25.603
11	34.277	31.815	22.519	18.812	1'47.423	272,9	12:54'13.026
12	34.215	31.754	22.233	18.907	1'47.109	272,3	12:56'00.135
13	34.223	<b>31.664</b>	22.358	18.852	<b>1'47.097</b>	270,2	12:57'47.232
14	34.105	31.886	<b>22.174</b>	18.950	1'47.115	270,2	12:59'34.347
15	35.892	31.933	24.231	19.073	1'51.129	270,2	13:01'25.476

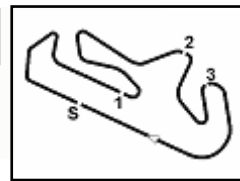
30° 24 S. MINAMIMOTO [1'47.703]							
Lap	Seg.1	Seg.2	Seg.3	Seg.4	Lap Time	km/h	Local Time
1		35.646	24.767	19.670			
2	36.745	34.083	24.092	19.279	1'54.199	270,9	12:24'12.192
3	37.068	33.603	24.548	18.916	1'54.135	268,9	12:26'06.327
4	35.113	33.077	22.904	19.334	1'50.428	275,7	12:27'56.755
5	38.468	32.846	24.010	<b>18.769</b>	1'54.093	270,2	12:29'50.848
6	34.586	32.499	22.581	18.992	1'48.658	<b>278,6</b>	12:31'39.506
7	34.441	32.536	22.554	18.894	1'48.425	275,7	12:33'27.931

09/08/2024 P = Pits In/Out - C = Lap Time Cancelled

These data/results cannot be reproduced, stored and/or transmitted in whole or in part by any manner of electronic, mechanical, photocopying, recording, broadcasting or otherwise now known or herein after developed without the previous express consent by the copyright owner, except for reproduction in daily press and regular printed publications on sale to the public within 60 days of the event related to those data/results and always provided that copyright symbol appears together as follows below.

© DORNA WSBK ORGANIZATION Srl 2024





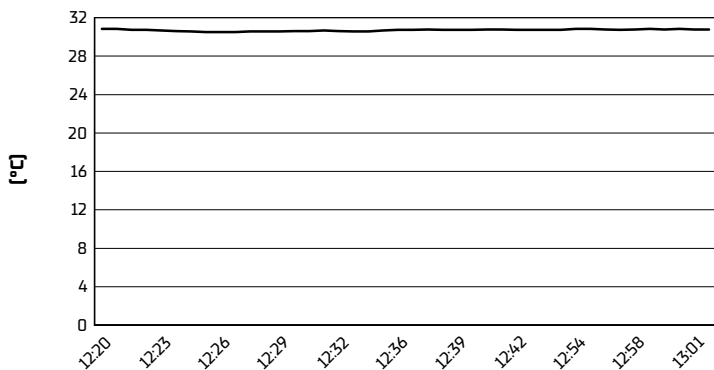
Portimao 4.592 m

**Pirelli Portuguese Round, 9-11 August 2024**

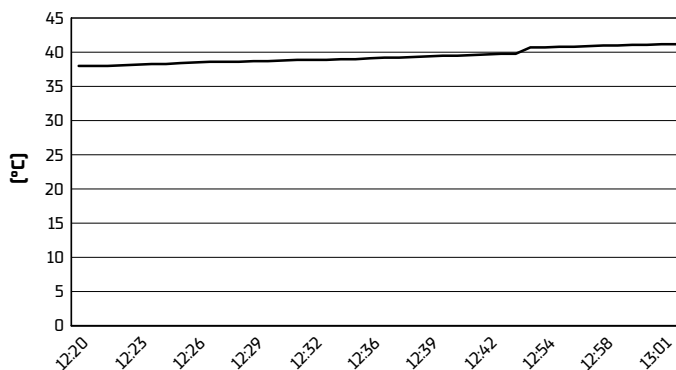
**Weather Report Free Practice**

Session started 12:20 - Session ended 13:02


**Air Temperature**



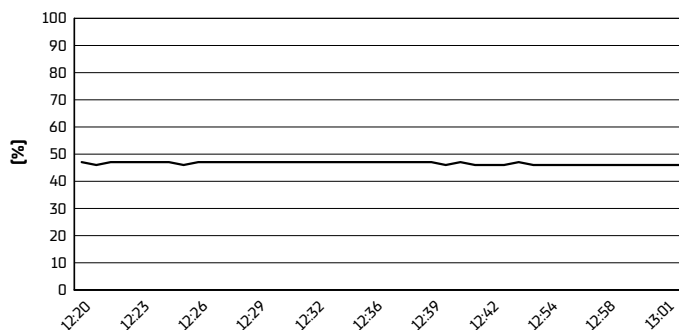
**Track Temperature**



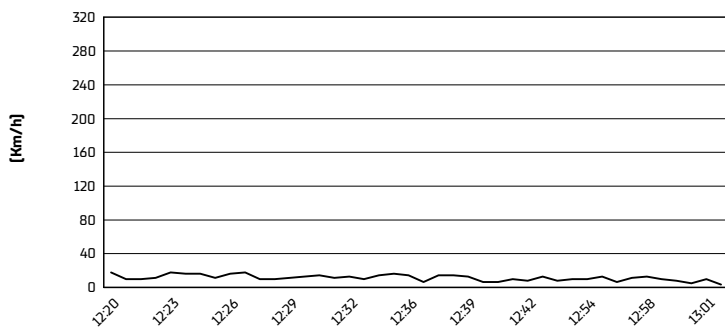
**Air Pressure**



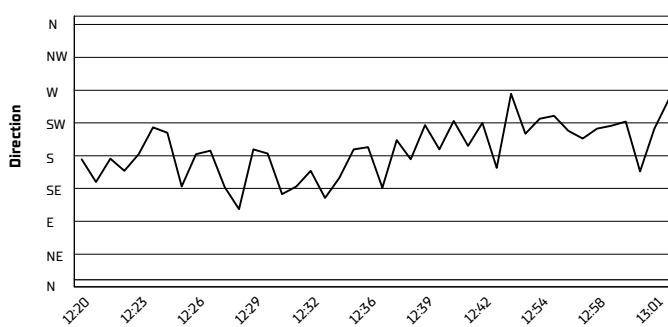
**Humidity**



**Wind Speed**



**Wind Direction**



09/08/2024

These data/results cannot be reproduced, stored and/or transmitted in whole or in part by any manner of electronic, mechanical, photocopying, recording, broadcasting or otherwise now known or herein after developed without the previous express consent by the copyright owner, except for reproduction in daily press and regular printed publications on sale to the public within 60 days of the event related to those data/results and always provided that copyright symbol appears together as follows below.

© DORNA WSBK ORGANIZATION Srl 2024