

Pirelli Portuguese Round, 9-11 August 2024
Results Warm Up 1

Portimao 4.592 m

1 / 2

No.	Rider	Nat	Team	Bike	Class	Time	Gap	Rel.	Laps	Speed	
										Avg	Max
1	99 A. HUERTAS	ESP	Aruba.it Racing WorldSSP Team	Ducati Panigale V2		1'43.813			5	159,240	281,5
2	55 Y. MONTELLA	ITA	Barni Spark Racing Team	Ducati Panigale V2		1'44.002	0.189	0.189	4	158,951	282,2
3	9 J. NAVARRO	ESP	Orelac Racing Verdnature	Ducati Panigale V2		1'44.099	0.286	0.097	4	158,803	285,2
4	53 V. DEBISE	FRA	Evan Bros. WorldSSP Yamaha Team	Yamaha YZF R6		1'44.217	0.404	0.118	5	158,623	276,4
5	61 C. ONCU	TUR	Kawasaki Puccetti Racing	Kawasaki ZX-6R		1'44.248	0.435	0.031	5	158,576	282,2
6	64 F. CARICASULO	ITA	Motozoo ME AIR Racing	MV Agusta F3 800 RR		1'44.290	0.477	0.042	5	158,512	282,9
7	62 S. MANZI	ITA	Pata Yamaha Ten Kate Racing	Yamaha YZF R6		1'44.314	0.501	0.024	4	158,475	279,3
8	66 N. TUULI	FIN	EAB Racing Team	Ducati Panigale V2		1'44.530	0.717	0.216	2	158,148	278,6
9	23 M. SCHROETTER	GER	MV Agusta Reparto Corse	MV Agusta F3 800 RR		1'44.643	0.830	0.113	5	157,977	279,3
10	28 G. VAN STRAALEN	NED	Pata Yamaha Ten Kate Racing	Yamaha YZF R6		1'44.707	0.894	0.064	5	157,881	277,1
11	40 S. CORSI	ITA	Renzi Corse	Ducati Panigale V2	*	1'44.863	1.050	0.156	5	157,646	279,3
12	94 L. MAHIAS	FRA	GMT94 Yamaha	Yamaha YZF R6		1'44.867	1.054	0.004	5	157,640	277,1
13	69 T. BOOTH-AMOS	GBR	PTR Triumph	Triumph Street Triple RS 765		1'44.868	1.055	0.001	5	157,638	273,6
14	7 L. BALDASSARRI	ITA	WRP by SKM-Triumph	Triumph Street Triple RS 765		1'44.905	1.092	0.037	5	157,583	269,6
15	32 O. BAYLISS	AUS	D34G Racing WorldSSP Team	Ducati Panigale V2		1'45.013	1.200	0.108	5	157,421	277,8
16	71 T. EDWARDS	AUS	D34G Racing WorldSSP Team	Ducati Panigale V2	*	1'45.019	1.206	0.006	5	157,412	280,0
17	48 L. DALLA PORTA	ITA	VFT Racing Yamaha	Yamaha YZF R6		1'45.029	1.216	0.010	5	157,397	273,6
18	17 J. MCPHEE	GBR	WRP by SKM-Triumph	Triumph Street Triple RS 765		1'45.325	1.512	0.296	5	156,954	275,0
19	5 N. ANTONELLI	ITA	Ecosantagata Althea Racing Team	Ducati Panigale V2		1'45.402	1.589	0.077	5	156,840	277,8
20	27 K. TOBA	JPN	PETRONAS MIE Racing Honda	Honda CBR600RR		1'45.636	1.823	0.234	5	156,492	282,9
21	74 P. BIESIEKIRSKI	POL	Ecosantagata Althea Racing Team	Ducati Panigale V2		1'45.926	2.113	0.290	5	156,064	279,3
22	68 L. POWER	AUS	Motozoo ME AIR Racing	MV Agusta F3 800 RR	*	1'46.086	2.273	0.160	5	155,828	277,8
23	25 M. BRENNER	SUI	VIAMO Racing by MTM	Kawasaki ZX-6R		1'46.154	2.341	0.068	5	155,728	282,2
24	51 A. SARMOON	THA	Yamaha Thailand Racing Team	Yamaha YZF R6		1'46.206	2.393	0.052	5	155,652	277,8
25	3 R. DE ROSA	ITA	QJMOTOR Factory Racing	QJMOTOR SRK 800 RR	*	1'46.244	2.431	0.038	5	155,597	272,3
26	50 O. VOSTATEK	CZE	PTR Triumph	Triumph Street Triple RS 765		1'46.364	2.551	0.120	5	155,421	277,8
27	89 K. BIN PAWI	MAS	PETRONAS MIE Racing Honda	Honda CBR600RR		1'46.386	2.573	0.022	5	155,389	277,8
28	24 S. MINAMIMOTO	JPN	Yamaha Thailand Racing Team	Yamaha YZF R6		1'46.396	2.583	0.010	5	155,374	275,7
29	22 F. FULIGNI	ITA	Orelac Racing Verdnature	Ducati Panigale V2	*	1'46.743	2.930	0.347	5	154,869	276,4

Qualifying Lap Time (105% of 1'43.813): 1'49.004

* WorldSSP Challenge

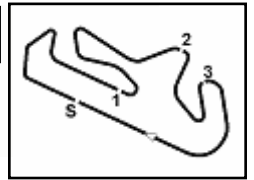
AIR	Humidity:	56%	Temp:	30°C
TRACK	Condition:	Dry	Temp:	36°C

Records	Pole	(SP)	2023	N.Bulega	1'42.769	160,860	Km/h
	Race	(RC2)	2023	S.Manzi	1'43.627	159,530	Km/h
	All Times	(SP)	2023	N.Bulega	1'42.769	160,860	Km/h

Start 11:40 End 11:54 The results are provisional until the end of the time limit for protests and appeals and the completion of the technical checks.

These data/results cannot be reproduced, stored and/or transmitted in whole or in part by any manner of electronic, mechanical, photocopying, recording, broadcasting or otherwise now known or herein after developed without the previous express consent by the copyright owner, except for reproduction in daily press and regular printed publications on sale to the public within 60 days of the event related to those data/results and always provided that copyright symbol appears together as follows below.

© DORNA WSBK ORGANIZATION Srl 2024



Pirelli Portuguese Round, 9-11 August 2024
Results Warm Up 1

Session Highlights

Local Time	No. Rider	Description
11.40.00		Start of Session
11.47.35	66 N. TUULI	#66 Crashed - Turn 14
11.50.19	9 J. NAVARRO	#9 Crashed - Turn 8
11.51.05	99 A. HUERTAS	#99 Lap Time Cancelled [1'45.051] - Yellow Flag - Turn 14
11.51.10	55 Y. MONTELLA	#55 Lap Time Cancelled [1'43.779] - Yellow Flag - Turn 14
11.51.15	62 S. MANZI	#62 Lap Time Cancelled [1'46.596] - Yellow Flag - Turn 14
11.54.28	64 F. CARICASULO	#64 Lap Time Cancelled [1'45.250] - Yellow Flag - Turn 8
11.54.33	24 S. MINAMIMOTO	#24 Lap Time Cancelled [1'46.230] - Yellow Flag - Turn 8
11.54.38	51 A. SARMOON	#51 Lap Time Cancelled [1'45.724] - Yellow Flag - Turn 8
11.54.43	50 O. VOSTATEK	#50 Lap Time Cancelled [1'46.074] - Yellow Flag - Turn 8
11.54.48	3 R. DE ROSA	#3 Lap Time Cancelled [1'46.195] - Yellow Flag - Turn 8
11.54.53	68 L. POWER	#68 Lap Time Cancelled [1'45.763] - Yellow Flag - Turn 8
11.54.58	69 T. BOOTH-AMOS	#69 Lap Time Cancelled [1'44.935] - Yellow Flag - Turn 8
11.55.03	74 P. BIESIEKIRSKI	#74 Lap Time Cancelled [1'46.202] - Yellow Flag - Turn 8
11.55.08	27 K. TOBA	#27 Lap Time Cancelled [1'45.722] - Yellow Flag - Turn 8
11.55.13	17 J. MCPHEE	#17 Lap Time Cancelled [1'45.175] - Yellow Flag - Turn 8
11.55.18	25 M. BRENNER	#25 Lap Time Cancelled [1'45.458] - Yellow Flag - Turn 8
11.55.23	22 F. FULIGNI	#22 Lap Time Cancelled [1'46.387] - Yellow Flag - Turn 8
11.55.28	5 N. ANTONELLI	#5 Lap Time Cancelled [1'45.010] - Yellow Flag - Turn 8
11.55.33	23 M. SCHROETTER	#23 Lap Time Cancelled [1'44.309] - Yellow Flag - Turn 8
11.55.38	94 L. MAHIAS	#94 Lap Time Cancelled [1'44.473] - Yellow Flag - Turn 8
11.55.43	28 G. VAN STRAALLEN	#28 Lap Time Cancelled [1'44.943] - Yellow Flag - Turn 8
11.55.48	89 K. BIN PAWI	#89 Lap Time Cancelled [1'46.419] - Yellow Flag - Turn 8
11.55.53	99 A. HUERTAS	#99 Lap Time Cancelled [1'43.569] - Yellow Flag - Turn 8
11.56.19		End of Session

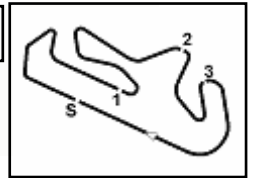
Fastest Laps Sequence

No.	Rider	Nat	Team	Bike	Local Time	Time	Gap	Avg
53	V. DEBISE	FRA	Evan Bros. WorldSSP Yamaha Team	Yamaha YZF R6	11:43'41.927	1'45.816		156,226
64	F. CARICASULO	ITA	Motozoo ME AIR Racing	MV Agusta F3 800 RR	11:43'52.823	1'45.148	-0.668	157,218
9	J. NAVARRO	ESP	Orelac Racing Verdnatura	Ducati Panigale V2	11:44'02.471	1'44.951	-0.197	157,514
66	N. TUULI	FIN	EAB Racing Team	Ducati Panigale V2	11:44'12.023	1'44.750	-0.201	157,816
99	A. HUERTAS	ESP	Aruba.it Racing WorldSSP Team	Ducati Panigale V2	11:44'40.390	1'43.813	-0.937	159,240

Start 10/08/2024 11:40 End 11:54 The results are provisional until the end of the time limit for protests and appeals and the completion of the technical checks.

These data/results cannot be reproduced, stored and/or transmitted in whole or in part by any manner of electronic, mechanical, photocopying, recording, broadcasting or otherwise now known or herein after developed without the previous express consent by the copyright owner, except for reproduction in daily press and regular printed publications on sale to the public within 60 days of the event related to those data/results and always provided that copyright symbol appears together as follows below.

© DORNA WSBK ORGANIZATION Srl 2024



Portimao 4.592 m

Pirelli Portuguese Round, 9-11 August 2024
Best Sectors & Speed Warm Up 1

BEST LAP		
1	99 A. HUERTAS	Ducati Panigale V2 1'43.813
2	55 Y. MONTELLA	Ducati Panigale V2 1'44.002
3	9 J. NAVARRO	Ducati Panigale V2 1'44.099
4	53 V. DEBISE	Yamaha YZF R6 1'44.217
5	61 C. ONCU	Kawasaki ZX-6R 1'44.248
6	64 F. CARICASULO	MV Agusta F3 800 RR 1'44.290
7	62 S. MANZI	Yamaha YZF R6 1'44.314
8	66 N. TUULI	Ducati Panigale V2 1'44.530
9	23 M. SCHROETTER	MV Agusta F3 800 RR 1'44.643
10	28 G. VAN STRAALLEN	Yamaha YZF R6 1'44.707
11	40 S. CORSI	Ducati Panigale V2 1'44.863
12	94 L. MAHIAS	Yamaha YZF R6 1'44.867
13	69 T. BOOTH-AMOS	Triumph Street Triple RS 765 1'44.868
14	7 L. BALDASSARRI	Triumph Street Triple RS 765 1'44.905
15	32 O. BAYLISS	Ducati Panigale V2 1'45.013
16	71 T. EDWARDS	Ducati Panigale V2 1'45.019
17	48 L. DALLA PORTA	Yamaha YZF R6 1'45.029
18	17 J. MCPHEE	Triumph Street Triple RS 765 1'45.325
19	5 N. ANTONELLI	Ducati Panigale V2 1'45.402
20	27 K. TOBA	Honda CBR600RR 1'45.636
21	74 P. BIESIEKIRSKI	Ducati Panigale V2 1'45.926
22	68 L. POWER	MV Agusta F3 800 RR 1'46.086
23	25 M. BRENNER	Kawasaki ZX-6R 1'46.154
24	51 A. SARMOON	Yamaha YZF R6 1'46.206
25	3 R. DE ROSA	QJMOTOR SRK 800 RR 1'46.244
26	50 O. VOSTATEK	Triumph Street Triple RS 765 1'46.364
27	89 K. BIN PAWI	Honda CBR600RR 1'46.386
28	24 S. MINAMIMOTO	Yamaha YZF R6 1'46.396
29	22 F. FULIGNI	Ducati Panigale V2 1'46.743

SPEED		
1	9 J. NAVARRO	Ducati Panigale V2 285,2
2	27 K. TOBA	Honda CBR600RR 282,9
3	64 F. CARICASULO	MV Agusta F3 800 RR 282,9
4	61 C. ONCU	Kawasaki ZX-6R 282,2
5	55 Y. MONTELLA	Ducati Panigale V2 282,2
6	25 M. BRENNER	Kawasaki ZX-6R 282,2
7	99 A. HUERTAS	Ducati Panigale V2 281,5
8	71 T. EDWARDS	Ducati Panigale V2 280,0
9	23 M. SCHROETTER	MV Agusta F3 800 RR 279,3
10	62 S. MANZI	Yamaha YZF R6 279,3
11	40 S. CORSI	Ducati Panigale V2 279,3
12	74 P. BIESIEKIRSKI	Ducati Panigale V2 279,3
13	66 N. TUULI	Ducati Panigale V2 278,6
14	50 O. VOSTATEK	Triumph Street Triple RS 765 277,8
15	68 L. POWER	MV Agusta F3 800 RR 277,8
16	89 K. BIN PAWI	Honda CBR600RR 277,8
17	5 N. ANTONELLI	Ducati Panigale V2 277,8
18	51 A. SARMOON	Yamaha YZF R6 277,8
19	32 O. BAYLISS	Ducati Panigale V2 277,8
20	28 G. VAN STRAALLEN	Yamaha YZF R6 277,1
21	94 L. MAHIAS	Yamaha YZF R6 277,1
22	53 V. DEBISE	Yamaha YZF R6 276,4
23	22 F. FULIGNI	Ducati Panigale V2 276,4
24	24 S. MINAMIMOTO	Yamaha YZF R6 275,7
25	17 J. MCPHEE	Triumph Street Triple RS 765 275,0
26	48 L. DALLA PORTA	Yamaha YZF R6 273,6
27	69 T. BOOTH-AMOS	Triumph Street Triple RS 765 273,6
28	3 R. DE ROSA	QJMOTOR SRK 800 RR 272,3
29	7 L. BALDASSARRI	Triumph Street Triple RS 765 269,6

SEG. 1	
1	55 Y. MONTELLA 33.095
2	99 A. HUERTAS 33.163
3	9 J. NAVARRO 33.173
4	94 L. MAHIAS 33.281
5	62 S. MANZI 33.312
6	40 S. CORSI 33.350
7	64 F. CARICASULO 33.351
8	28 G. VAN STRAALLEN 33.365
9	53 V. DEBISE 33.377
10	61 C. ONCU 33.382
11	69 T. BOOTH-AMOS 33.388
12	23 M. SCHROETTER 33.391
13	66 N. TUULI 33.480
14	5 N. ANTONELLI 33.537
15	32 O. BAYLISS 33.546
16	71 T. EDWARDS 33.647
17	7 L. BALDASSARRI 33.706
18	27 K. TOBA 33.723
19	17 J. MCPHEE 33.731
20	51 A. SARMOON 33.827
21	25 M. BRENNER 33.834
22	48 L. DALLA PORTA 33.849
23	74 P. BIESIEKIRSKI 33.864
24	68 L. POWER 33.874
25	50 O. VOSTATEK 33.905
26	89 K. BIN PAWI 33.910
27	24 S. MINAMIMOTO 33.942
28	3 R. DE ROSA 34.088
29	22 F. FULIGNI 34.175

SEG. 2	
1	99 A. HUERTAS 30.584
2	53 V. DEBISE 30.787
3	23 M. SCHROETTER 30.789
4	55 Y. MONTELLA 30.821
5	9 J. NAVARRO 30.844
6	48 L. DALLA PORTA 30.890
7	61 C. ONCU 30.929
8	64 F. CARICASULO 30.933
9	69 T. BOOTH-AMOS 30.942
10	32 O. BAYLISS 30.952
11	62 S. MANZI 30.959
12	94 L. MAHIAS 30.966
13	66 N. TUULI 30.974
14	40 S. CORSI 30.995
15	7 L. BALDASSARRI 31.001
16	28 G. VAN STRAALLEN 31.073
17	5 N. ANTONELLI 31.075
18	17 J. MCPHEE 31.083
19	71 T. EDWARDS 31.138
20	74 P. BIESIEKIRSKI 31.267
21	68 L. POWER 31.294
22	51 A. SARMOON 31.306
23	25 M. BRENNER 31.380
24	50 O. VOSTATEK 31.427
25	27 K. TOBA 31.441
26	3 R. DE ROSA 31.492
27	22 F. FULIGNI 31.497
28	24 S. MINAMIMOTO 31.538
29	89 K. BIN PAWI 31.629

SEG. 3	
1	55 Y. MONTELLA 21.356
2	9 J. NAVARRO 21.377
3	53 V. DEBISE 21.393
4	99 A. HUERTAS 21.439
5	61 C. ONCU 21.460
6	66 N. TUULI 21.476
7	64 F. CARICASULO 21.513
8	28 G. VAN STRAALLEN 21.513
9	62 S. MANZI 21.541
10	94 L. MAHIAS 21.558
11	23 M. SCHROETTER 21.592
12	40 S. CORSI 21.593
13	32 O. BAYLISS 21.595
14	7 L. BALDASSARRI 21.605
15	48 L. DALLA PORTA 21.689
16	5 N. ANTONELLI 21.740
17	71 T. EDWARDS 21.764
18	25 M. BRENNER 21.768
19	17 J. MCPHEE 21.791
20	74 P. BIESIEKIRSKI 21.799
21	27 K. TOBA 21.810
22	69 T. BOOTH-AMOS 21.869
23	22 F. FULIGNI 21.874
24	3 R. DE ROSA 21.880
25	51 A. SARMOON 21.930
26	68 L. POWER 21.962
27	50 O. VOSTATEK 21.979
28	89 K. BIN PAWI 22.036
29	24 S. MINAMIMOTO 22.079

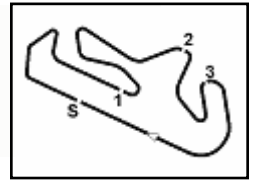
SEG. 4	
1	64 F. CARICASULO 18.218
2	61 C. ONCU 18.295
3	51 A. SARMOON 18.302
4	69 T. BOOTH-AMOS 18.377
5	94 L. MAHIAS 18.382
6	25 M. BRENNER 18.396
7	99 A. HUERTAS 18.402
8	53 V. DEBISE 18.420
9	62 S. MANZI 18.423
10	71 T. EDWARDS 18.429
11	9 J. NAVARRO 18.435
12	55 Y. MONTELLA 18.436
13	48 L. DALLA PORTA 18.451
14	23 M. SCHROETTER 18.460
15	28 G. VAN STRAALLEN 18.473
16	17 J. MCPHEE 18.519
17	27 K. TOBA 18.537
18	5 N. ANTONELLI 18.538
19	24 S. MINAMIMOTO 18.539
20	66 N. TUULI 18.541
21	3 R. DE ROSA 18.543
22	68 L. POWER 18.563
23	50 O. VOSTATEK 18.575
24	89 K. BIN PAWI 18.588
25	7 L. BALDASSARRI 18.593
26	40 S. CORSI 18.603
27	32 O. BAYLISS 18.623
28	74 P. BIESIEKIRSKI 18.761
29	22 F. FULIGNI 18.897

10/08/2024

These data/results cannot be reproduced, stored and/or transmitted in whole or in part by any manner of electronic, mechanical, photocopying, recording, broadcasting or otherwise now known or herein after developed without the previous express consent by the copyright owner, except for reproduction in daily press and regular printed publications on sale to the public within 60 days of the event related to those data/results and always provided that copyright symbol appears together as follows below.

© DORNA WSBK ORGANIZATION Srl 2024





Portimao 4.592 m

Pirelli Portuguese Round, 9-11 August 2024
Ideal Times Warm Up 1

No.	Rider	Nat	Bike	Seg. 1	Seg. 2	Seg. 3	Seg. 4	Ideal Time		
				Diff. 1	Diff. 2	Diff. 3	Diff. 4	Best Lap	Pos.	Diff.
1	99 A. HUERTAS	ESP	Ducati Panigale V2	33.163 +0.064	30.584 +0.151	21.439	18.402 +0.010	1'43.588 1'43.813	1	0.225
2	55 Y. MONTELLA	ITA	Ducati Panigale V2	33.095	30.821 +0.019	21.356 +0.145	18.436 +0.130	1'43.708 1'44.002	2	0.294
3	9 J. NAVARRO	ESP	Ducati Panigale V2	33.173 +0.217	30.844 +0.053	21.377	18.435	1'43.829 1'44.099	3	0.270
4	53 V. DEBISE	FRA	Yamaha YZF R6	33.377	30.787 +0.163	21.393 +0.077	18.420	1'43.977 1'44.217	4	0.240
5	64 F. CARICASULO	ITA	MV Agusta F3 800 RR	33.351	30.933 +0.155	21.513 +0.120	18.218	1'44.015 1'44.290	6	0.275
6	61 C. ONCU	TUR	Kawasaki ZX-6R	33.382 +0.071	30.929 +0.090	21.460 +0.021	18.295	1'44.066 1'44.248	5	0.182
7	94 L. MAHIAS	FRA	Yamaha YZF R6	33.281 +0.509	30.966 +0.068	21.558	18.382 +0.103	1'44.187 1'44.867	12	0.680
8	23 M. SCHROETTER	GER	MV Agusta F3 800 RR	33.391 +0.109	30.789 +0.225	21.592 +0.053	18.460 +0.024	1'44.232 1'44.643	9	0.411
9	62 S. MANZI	ITA	Yamaha YZF R6	33.312 +0.079	30.959	21.541	18.423	1'44.235 1'44.314	7	0.079
10	28 G. VAN STRAALEN	NED	Yamaha YZF R6	33.365	31.073 +0.113	21.513 +0.142	18.473 +0.028	1'44.424 1'44.707	10	0.283
11	66 N. TUULI	FIN	Ducati Panigale V2	33.480	30.974 +0.036	21.476 +0.023	18.541	1'44.471 1'44.530	8	0.059
12	40 S. CORSI	ITA	Ducati Panigale V2	33.350 +0.286	30.995 +0.036	21.593	18.603	1'44.541 1'44.863	11	0.322
13	69 T. BOOTH-AMOS	GBR	Triumph Street Triple RS 765	33.388 +0.128	30.942 +0.082	21.869 +0.017	18.377 +0.065	1'44.576 1'44.868	13	0.292
14	32 D. BAYLISS	AUS	Ducati Panigale V2	33.546 +0.152	30.952 +0.128	21.595 +0.017	18.623	1'44.716 1'45.013	15	0.297
15	48 L. DALLA PORTA	ITA	Yamaha YZF R6	33.849	30.890	21.689	18.451 +0.150	1'44.879 1'45.029	17	0.150
16	5 N. ANTONELLI	ITA	Ducati Panigale V2	33.537 +0.168	31.075 +0.135	21.740 +0.037	18.538 +0.172	1'44.890 1'45.402	19	0.512
17	7 L. BALDASSARRI	ITA	Triumph Street Triple RS 765	33.706	31.001	21.605	18.593	1'44.905 1'44.905	14	
18	71 T. EDWARDS	AUS	Ducati Panigale V2	33.647	31.138 +0.041	21.764	18.429	1'44.978 1'45.019	16	0.041
19	17 J. MCPHEE	GBR	Triumph Street Triple RS 765	33.731 +0.070	31.083 +0.131	21.791	18.519	1'45.124 1'45.325	18	0.201
20	51 A. SARMOON	THA	Yamaha YZF R6	33.827 +0.464	31.306 +0.375	21.930	18.302 +0.002	1'45.365 1'46.206	24	0.841
21	25 M. BRENNER	SUI	Kawasaki ZX-6R	33.834 +0.118	31.380 +0.222	21.768 +0.207	18.396 +0.229	1'45.378 1'46.154	23	0.776
22	27 K. TOBA	JPN	Honda CBR600RR	33.723 +0.038	31.441	21.810	18.537 +0.087	1'45.511 1'45.636	20	0.125
23	74 P. BIESIEKIRSKI	POL	Ducati Panigale V2	33.864	31.267	21.799 +0.077	18.761 +0.158	1'45.691 1'45.926	21	0.235
24	68 L. POWER	AUS	MV Agusta F3 800 RR	33.874 +0.129	31.294 +0.101	21.962	18.563 +0.163	1'45.693 1'46.086	22	0.393
25	50 D. VOSTATEK	CZE	Triumph Street Triple RS 765	33.905 +0.212	31.427 +0.060	21.979 +0.118	18.575 +0.088	1'45.886 1'46.364	26	0.478
26	3 R. DE ROSA	ITA	QJMOTOR SRK 800 RR	34.088 +0.136	31.492	21.880 +0.105	18.543	1'46.003 1'46.244	25	0.241
27	24 S. MINAMIMOTO	JPN	Yamaha YZF R6	33.942 +0.280	31.538	22.079	18.539 +0.018	1'46.098 1'46.396	28	0.298
28	89 K. BIN PAWI	MAS	Honda CBR600RR	33.910 +0.199	31.629	22.036	18.588 +0.024	1'46.163 1'46.386	27	0.223
29	22 F. FULIGNI	ITA	Ducati Panigale V2	34.175	31.497 +0.300	21.874	18.897	1'46.443 1'46.743	29	0.300
Overall Ideal Time				33.095	30.584	21.356	18.218	1'43.253		

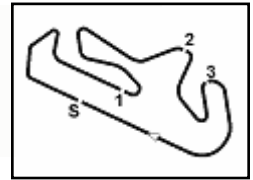
10/08/2024

These data/results cannot be reproduced, stored and/or transmitted in whole or in part by any manner of electronic, mechanical, photocopying, recording, broadcasting or otherwise now known or herein after developed without the previous express consent by the copyright owner, except for reproduction in daily press and regular printed publications on sale to the public within 60 days of the event related to those data/results and always provided that copyright symbol appears together as follows below.

© DORNA WSBK ORGANIZATION Srl 2024

FIGR PERUGIA TIMING





Portimao 4.592 m

Pirelli Portuguese Round, 9-11 August 2024
Chronological Analysis Warm Up 1

1 / 3

1° 99 A. HUERTAS [1'43.813]								8° 66 N. TUULI [1'44.530]							
Lap	Seg1	Seg2	Seg3	Seg4	Lap Time	km/h	Local Time	Lap	Seg1	Seg2	Seg3	Seg4	Lap Time	km/h	Local Time
1		31.063	21.752	18.412				1		31.960	21.888	18.691			
2	33.227	30.735	21.439	18.412	1'43.813	281,5	11:44'40.390	2	33.708	31.025	21.476	18.541	1'44.750	272,9	11:44'12.023
3	34.199	30.714	21.488	18.402	1'44.803	280,7	11:46'25.193	3	33.480	31.010	21.499	18.541	1'44.530	276,4	11:45'56.553
4	33.215	31.820	21.622	18.394	1'45.051C	278,6	11:48'10.244	4	33.550	30.974				278,6	
5	33.215	30.810	21.501	18.468	1'43.994	279,3	11:49'54.238								
6	33.163	30.584	21.476	18.346	1'43.569C	279,3	11:51'37.807								

2° 55 Y. MONTELLA [1'44.002]								9° 23 M. SCHROETTER [1'44.643]							
Lap	Seg1	Seg2	Seg3	Seg4	Lap Time	km/h	Local Time	Lap	Seg1	Seg2	Seg3	Seg4	Lap Time	km/h	Local Time
1		31.549	21.933	18.524				1		31.796	22.114	18.460			
2	33.509	31.062	21.506	18.458	1'44.535	282,2	11:44'54.455	2	37.782	32.870	21.879	18.563	1'51.094	279,3	11:44'19.947
3	33.224	30.961	21.559	18.436	1'44.180	282,2	11:46'38.635	3	33.551	31.140	21.592	18.506	1'44.789	278,6	11:46'04.736
4	33.162	30.821	21.356	18.440	1'43.779C	280,7	11:48'22.414	4	33.500	31.014	21.645	18.484	1'44.643	275,7	11:47'49.379
5	33.095	30.840	21.501	18.566	1'44.002	280,7	11:50'06.416	5	35.370	31.346	21.850	18.500	1'47.066	277,8	11:49'36.445
								6	33.391	30.789	21.749	18.380	1'44.309C	279,3	11:51'20.754

3° 9 J. NAVARRO [1'44.099]								10° 28 G. VAN STRAALEN [1'44.707]							
Lap	Seg1	Seg2	Seg3	Seg4	Lap Time	km/h	Local Time	Lap	Seg1	Seg2	Seg3	Seg4	Lap Time	km/h	Local Time
1		32.213	40.554	18.783				1		32.425	22.190	18.729			
2	33.744	31.103	21.619	18.485	1'44.951	277,1	11:44'02.471	2	35.554	31.589	21.839	18.584	1'47.566	277,1	11:44'23.255
3	33.261	31.025	21.466	18.498	1'44.250	282,9	11:45'46.721	3	33.811	31.345	21.725	18.473	1'45.354	276,4	11:46'08.609
4	33.390	30.897	21.377	18.435	1'44.099	277,1	11:47'30.820	4	33.680	31.294	21.667	18.554	1'45.195	275,7	11:47'53.804
5	33.173	30.844	21.648	18.521	1'44.186	285,2	11:49'15.006	5	33.365	31.186	21.655	18.501	1'44.707	276,4	11:49'38.511
6	33.302					275,7		6	33.661	31.073	21.513	18.696	1'44.943C	274,3	11:51'23.454

4° 53 V. DEBISE [1'44.217]								11° 40 S. CORSI [1'44.863]							
Lap	Seg1	Seg2	Seg3	Seg4	Lap Time	km/h	Local Time	Lap	Seg1	Seg2	Seg3	Seg4	Lap Time	km/h	Local Time
1		31.713	21.855	18.635				1		32.393	23.072	19.154			
2	34.495	31.167	21.649	18.505	1'45.816	275,0	11:43'41.927	2	35.074	31.906	26.524	18.804	1'52.308	266,2	11:43'53.530
3	33.533	30.787	21.441	18.696	1'44.457	276,4	11:45'26.384	3	33.636	31.031	21.593	18.603	1'44.863	279,3	11:45'38.393
4	33.406	30.899	21.448	18.546	1'44.299	274,3	11:47'10.683	4	35.390	33.227	24.754	18.935	1'52.306	277,1	11:47'30.699
5	33.421	30.855	21.393	18.561	1'44.230	274,3	11:48'54.913	5	33.538	30.995	21.637	18.699	1'44.869	276,4	11:49'15.568
6	33.377	30.950	21.470	18.420	1'44.217	273,6	11:50'39.130	6	33.350	31.236	24.504	18.620	1'47.710	276,4	11:51'03.278

5° 61 C. ONCU [1'44.248]								12° 94 L. MAHIAS [1'44.867]							
Lap	Seg1	Seg2	Seg3	Seg4	Lap Time	km/h	Local Time	Lap	Seg1	Seg2	Seg3	Seg4	Lap Time	km/h	Local Time
1		31.634	21.938	18.551				1		31.803	21.919	18.619			
2	34.333	31.703	21.984	18.490	1'46.510	282,2	11:43'42.805	2	33.790	31.034	21.558	18.485	1'44.867	274,3	11:44'15.910
3	33.477	30.929	21.460	18.428	1'44.294	276,4	11:45'27.099	3	33.615	31.198	21.570	18.604	1'44.987	272,9	11:46'00.897
4	33.453	31.019	21.481	18.295	1'44.248	276,4	11:47'11.347	4	33.843	31.038	21.616	18.598	1'45.095	273,6	11:47'45.992
5	33.467	30.988	21.555	18.508	1'44.518	275,0	11:48'55.865	5	33.790	33.952	26.492	18.382	1'52.616	275,7	11:49'38.608
6	33.382	30.954	21.578	18.455	1'44.369	275,0	11:50'40.234	6	33.281	30.966	21.635	18.591	1'44.473C	277,1	11:51'23.081

6° 64 F. CARICASULO [1'44.290]								13° 69 T. BOOTH-AMOS [1'44.868]							
Lap	Seg1	Seg2	Seg3	Seg4	Lap Time	km/h	Local Time	Lap	Seg1	Seg2	Seg3	Seg4	Lap Time	km/h	Local Time
1		32.153	26.910	22.259				1			32.751				
2	33.701	31.279	21.778	18.390	1'45.148	281,5	11:43'52.823	2	33.848	30.942	21.869	18.377	1'45.036	270,9	11:44'04.295
3	33.546	30.933	21.712	18.409	1'44.600	278,6	11:45'37.423	3	33.520	30.953	21.899	18.574	1'44.946	273,6	11:45'49.241
4	43.227	31.205	21.513	18.342	1'54.287	276,4	11:47'31.710	4	33.516	31.024	21.886	18.442	1'44.868	272,3	11:47'34.109
5	33.351	31.088	21.633	18.218	1'44.290	282,9	11:49'16.000	5	34.812	31.087	21.893	18.378	1'46.170	264,9	11:49'20.279
6	33.623	31.076	22.069	18.482	1'45.250C	280,7	11:51'01.250	6	33.388	30.986	22.189	18.372	1'44.935C	273,6	11:51'05.214

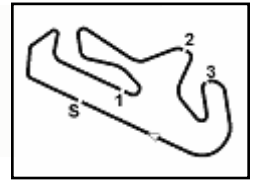
7° 62 S. MANZI [1'44.314]								14° 7 L. BALDASSARRI [1'44.905]							
Lap	Seg1	Seg2	Seg3	Seg4	Lap Time	km/h	Local Time	Lap	Seg1	Seg2	Seg3	Seg4	Lap Time	km/h	Local Time
1		31.784	22.126	18.480				1		31.894	22.188	18.834			
2	33.312	31.009	21.612	18.454	1'44.387	279,3	11:44'58.880	2	34.303	31.252	21.868	18.641	1'46.064	266,9	11:43'44.187
3	33.366	31.224	21.697	18.444	1'44.731	277,8	11:46'43.611	3	33.869	31.100	21.820	18.856	1'45.645	269,6	11:45'29.832
4	35.008	31.347	21.695	18.546	1'46.596C	275,0	11:48'30.207	4	35.068	31.778	27.306	18.742	1'52.894	261,7	11:47'22.726
5	33.391	30.959	21.541	18.423	1'44.314	275,0	11:50'14.521	5	33.964	31.298	21.663	18.735	1'45.660	266,9	11:49'08.386
								6	33.706	31.001	21.605	18.593	1'44.905	266,9	11:50'53.291

10/08/2024

P = Pits In/Out - C = Lap Time Cancelled

These data/results cannot be reproduced, stored and/or transmitted in whole or in part by any manner of electronic, mechanical, photocopying, recording, broadcasting or otherwise now known or herein after developed without the previous express consent by the copyright owner, except for reproduction in daily press and regular printed publications on sale to the public within 60 days of the event related to those data/results and always provided that copyright symbol appears together as follows below.

© DORNA WSBK ORGANIZATION Srl 2024



Portimao 4.592 m

2 / 3

Pirelli Portuguese Round, 9-11 August 2024
Chronological Analysis Warm Up 1

15° 32 O. BAYLISS [1'45.013]							
Lap	Seg.1	Seg.2	Seg.3	Seg.4	Lap Time	km/h	Local Time
1		31.906	21.983	18.667			
2	34.135	31.436	21.919	18.668	1'46.158	275,0	11:43'43.320
3	33.698	31.080	21.612	18.623	1'45.013	277,8	11:45'28.333
4	37.276	34.063	22.874	18.850	1'53.063	276,4	11:47'21.396
5	33.921	31.239	21.595	18.894	1'45.649	273,6	11:49'07.045
6	33.546	30.952	22.238	18.992	1'45.728	272,9	11:50'52.773

16° 71 T. EDWARDS [1'45.019]							
Lap	Seg.1	Seg.2	Seg.3	Seg.4	Lap Time	km/h	Local Time
1		33.295	25.801	20.528			
2	34.740	31.904	22.161	18.519	1'47.324	263,7	11:43'54.787
3	33.834	31.306	21.816	18.463	1'45.419	280,0	11:45'40.206
4	33.811	31.283	21.863	18.500	1'45.457	278,6	11:47'25.663
5	33.647	31.179	21.764	18.429	1'45.019	278,6	11:49'10.682
6	33.759	31.138	21.808	18.498	1'45.203	277,8	11:50'55.885

17° 48 L. DALLA PORTA [1'45.029]							
Lap	Seg.1	Seg.2	Seg.3	Seg.4	Lap Time	km/h	Local Time
1		31.959	22.147	18.584			
2	34.415	31.284	21.977	18.451	1'46.127	270,9	11:43'44.245
3	33.912	31.139	21.920	18.569	1'45.540	273,6	11:45'29.785
4	34.142	31.694	29.291	18.553	1'53.680	270,2	11:47'23.465
5	34.042	31.114	21.828	18.620	1'45.604	271,6	11:49'09.069
6	33.849	30.890	21.689	18.601	1'45.029	271,6	11:50'54.098

18° 17 J. MCPHEE [1'45.325]							
Lap	Seg.1	Seg.2	Seg.3	Seg.4	Lap Time	km/h	Local Time
1		33.118	31.157	23.391			
2	38.575	31.927	22.285	18.592	1'51.379	266,9	11:44'07.484
3	34.035	31.398	21.902	18.576	1'45.911	272,3	11:45'53.399
4	33.918	31.297	22.013	18.586	1'45.814	272,9	11:47'39.209
5	33.801	31.214	21.791	18.519	1'45.325	275,0	11:49'24.534
6	33.731	31.083	21.870	18.491	1'45.175C	272,9	11:51'09.709

19° 5 N. ANTONELLI [1'45.402]							
Lap	Seg.1	Seg.2	Seg.3	Seg.4	Lap Time	km/h	Local Time
1		37.180	29.067	23.556			
2	34.408	31.625	21.978	18.788	1'46.799	277,1	11:44'18.811
3	34.101	31.212	21.815	18.750	1'45.878	275,0	11:46'04.689
4	34.004	31.075	21.908	18.538	1'45.525	269,6	11:47'50.214
5	33.705	31.210	21.777	18.710	1'45.402	277,8	11:49'35.616
6	33.537	31.086	21.740	18.647	1'45.010C	275,0	11:51'20.626

20° 27 K. TOBA [1'45.636]							
Lap	Seg.1	Seg.2	Seg.3	Seg.4	Lap Time	km/h	Local Time
1		32.675	24.172	21.321			
2	37.560	31.851	26.344	21.206	1'56.961	270,2	11:44'04.855
3	33.777	31.680	21.916	18.537	1'45.910	281,5	11:45'50.765
4	33.916	31.660	21.902	18.622	1'46.100	282,9	11:47'36.865
5	33.761	31.441	21.810	18.624	1'45.636	277,1	11:49'22.501
6	33.723	31.536	21.816	18.647	1'45.722C	277,1	11:51'08.223

21° 74 P. BIESIEKIRSKI [1'45.926]							
Lap	Seg.1	Seg.2	Seg.3	Seg.4	Lap Time	km/h	Local Time
1		32.176	23.065	19.029			
2	34.525	31.614	22.047	18.968	1'47.154	274,3	11:43'48.577
3	33.864	31.267	21.876	18.919	1'45.926	277,8	11:45'34.503
4	40.614	31.339	21.994	18.842	1'52.789	275,7	11:47'27.292
5	40.556	31.284	21.799	18.761	1'52.400	273,6	11:49'19.692

6	33.904	31.683	21.970	18.645	1'46.202C	279,3	11:51'05.894
---	--------	--------	--------	--------	-----------	--------------	--------------

22° 68 L. POWER [1'46.086]							
Lap	Seg.1	Seg.2	Seg.3	Seg.4	Lap Time	km/h	Local Time
1		32.651	25.040	22.019			
2	34.662	31.952	22.466	18.563	1'47.643	271,6	11:43'55.397
3	36.403	31.790	24.322	19.223	1'51.738	277,8	11:45'47.135
4	33.969	31.404	21.995	18.849	1'46.217	275,7	11:47'33.352
5	34.003	31.395	21.962	18.726	1'46.086	273,6	11:49'19.438
6	33.874	31.294	21.990	18.605	1'45.763C	275,7	11:51'05.201

23° 25 M. BRENNER [1'46.154]							
Lap	Seg.1	Seg.2	Seg.3	Seg.4	Lap Time	km/h	Local Time
1		33.214	22.936	18.558			
2	34.269	31.889	22.400	18.396	1'46.954	277,1	11:44'04.516
3	33.952	31.602	21.975	18.625	1'46.154	280,7	11:45'50.670
4	34.072	32.003	21.876	18.553	1'46.504	279,3	11:47'37.174
5	36.940	31.563	21.873	18.712	1'49.088	282,2	11:49'26.262
6	33.834	31.380	21.768	18.476	1'45.458C	279,3	11:51'11.720

24° 51 A. SARMOON [1'46.206]							
Lap	Seg.1	Seg.2	Seg.3	Seg.4	Lap Time	km/h	Local Time
1		31.968	24.104	18.772			
2	34.291	31.681	21.930	18.304	1'46.206	277,1	11:43'48.555
3	34.588	31.739	21.965	18.665	1'46.957	275,7	11:45'35.512
4	38.910	31.624	22.652	18.592	1'51.778	275,0	11:47'27.290
5	33.852	32.395	24.357	18.302	1'48.906	272,9	11:49'16.196
6	33.827	31.306	22.222	18.369	1'45.724C	277,8	11:51'01.920

25° 3 R. DE ROSA [1'46.244]							
Lap	Seg.1	Seg.2	Seg.3	Seg.4	Lap Time	km/h	Local Time
1		33.393	25.157	19.761			
2	34.777	31.958	22.076	18.643	1'47.454	264,9	11:43'54.664
3	34.771	31.822	21.989	18.642	1'47.224	256,2	11:45'41.888
4	34.224	31.492	21.985	18.543	1'46.244	270,2	11:47'28.132
5	34.205	35.388	22.260	18.713	1'50.566	271,6	11:49'18.698
6	34.088	31.687	21.880	18.540	1'46.195C	272,3	11:51'04.893

26° 50 O. VOSTATEK [1'46.364]							
Lap	Seg.1	Seg.2	Seg.3	Seg.4	Lap Time	km/h	Local Time
1		32.156	28.407	20.352			
2	34.444	31.712	22.312	18.575	1'47.043	277,1	11:43'55.738
3	34.273	31.559	21.979	18.677	1'46.488	270,9	11:45'42.226
4	34.117	31.487	22.097	18.663	1'46.364	277,8	11:47'28.590
5	33.905	33.546	22.877	18.655	1'48.983	277,8	11:49'17.573
6	34.050	31.427	21.992	18.605	1'46.074C	277,1	11:51'03.647

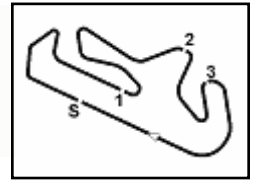
27° 89 K. BIN PAWI [1'46.386]							
Lap	Seg.1	Seg.2	Seg.3	Seg.4	Lap Time	km/h	Local Time
1		32.982	24.793	21.237			
2	34.352	31.872	29.344	21.193	1'56.761	276,4	11:44'05.737
3	34.088	31.642	22.125	18.588	1'46.443	276,4	11:45'52.180
4	34.109	31.629	22.036	18.612	1'46.386	276,4	11:47'38.566
5	33.910	37.643	30.764	18.686	2'01.003	277,8	11:49'39.569
6	33.943	31.635	22.155	18.686	1'46.419C	275,7	11:51'25.988

28° 24 S. MINAMIMOTO [1'46.396]							
Lap	Seg.1	Seg.2	Seg.3	Seg.4	Lap Time	km/h	Local Time
1		33.396	24.668	20.981			
2	34.525	31.856	22.285	18.596	1'47.262	273,6	11:43'55.558
3	34.214	31.706	22.287	18.539	1'46.746	263,7	11:45'42.304

10/08/2024 P = Pits In/Out - C = Lap Time Cancelled

These data/results cannot be reproduced, stored and/or transmitted in whole or in part by any manner of electronic, mechanical, photocopying, recording, broadcasting or otherwise now known or herein after developed without the previous express consent by the copyright owner, except for reproduction in daily press and regular printed publications on sale to the public within 60 days of the event related to those data/results and always provided that copyright symbol appears together as follows below.

© DORNA WSBK ORGANIZATION Srl 2024



Portimao 4.592 m

**Pirelli Portuguese Round, 9–11 August 2024
Chronological Analysis Warm Up 1**

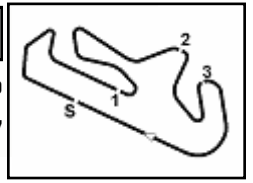
4	34.222	31.538	22.079	18.557	1'46.396	264,9	11:47'28.700
5	33.975	31.601	22.618	18.767	1'46.961	270,2	11:49'15.661
6	33.942	31.673	22.127	18.488	1'46.230C	275,7	11:51'01.891

29°							
22 F. FULIGNI [1'46.743]							
Lap	Seg.1	Seg.2	Seg.3	Seg.4	Lap Time	km/h	Local Time
1		33.091	24.564	19.572			
2	37.024	32.255	22.547	19.097	1'50.923	273,6	11:44'02.314
3	34.809	36.774	22.890	18.962	1'53.435	267,6	11:45'55.749
4	34.499	31.774	21.986	18.905	1'47.164	276,4	11:47'42.913
5	34.175	31.797	21.874	18.897	1'46.743	275,0	11:49'29.656
6	34.203	31.497	21.933	18.754	1'46.387C	274,3	11:51'16.043

10/08/2024 P = Pits In/Out - C = Lap Time Cancelled

These data/results cannot be reproduced, stored and/or transmitted in whole or in part by any manner of electronic, mechanical, photocopying, recording, broadcasting or otherwise now known or herein after developed without the previous express consent by the copyright owner, except for reproduction in daily press and regular printed publications on sale to the public within 60 days of the event related to those data/results and always provided that copyright symbol appears together as follows below.

© DORNA WSBK ORGANIZATION Srl 2024



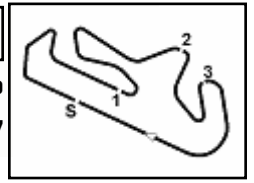
Pirelli Portuguese Round, 9-11 August 2024
Best Laps & Speeds

No.	Rider Bike	Nat	Best Lap		FP		SP		WUP1	
			LL	SPD	LL	SPD	LL	SPD	LL	SPD
1	99 A. HUERTAS Ducati Panigale V2	ESP	1'43.352 37 282,9		1'44.442 16 282,9		1'43.352 16 275,0		1'43.813 5 281,5	
2	55 Y. MONTELLA Ducati Panigale V2	ITA	1'43.592 33 282,9		1'44.109 14 282,9		1'43.592 15 272,9		1'44.002 4 282,2	
3	62 S. MANZI Yamaha YZF R6	ITA	1'44.091 36 279,3		1'44.122 16 279,3		1'44.091 16 275,7		1'44.314 4 279,3	
4	9 J. NAVARRO Ducati Panigale V2	ESP	1'44.099 34 285,2		1'44.106 18 277,1		1'44.183 12 272,9		1'44.099 4 285,2	
5	64 F. CARICASULO MV Agusta F3 800 RR	ITA	1'44.156 35 282,9		1'44.389 14 280,7		1'44.156 16 276,4		1'44.290 5 282,9	
6	53 V. DEBISE Yamaha YZF R6	FRA	1'44.217 38 280,0		1'44.540 16 280,0		1'44.422 17 268,9		1'44.217 5 276,4	
7	61 C. ONCU Kawasaki ZX-6R	TUR	1'44.248 35 282,2		1'44.995 16 280,7		1'44.365 14 272,9		1'44.248 5 282,2	
8	94 L. MAHIAS Yamaha YZF R6	FRA	1'44.405 36 277,1		1'44.737 17 275,0		1'44.405 14 264,9		1'44.867 5 277,1	
9	23 M. SCHROETTER MV Agusta F3 800 RR	GER	1'44.485 34 280,7		1'44.930 15 280,7		1'44.485 14 272,3		1'44.643 5 279,3	
10	66 N. TUULI Ducati Panigale V2	FIN	1'44.530 31 278,6		1'45.368 14 277,1		1'44.715 15 273,6		1'44.530 2 278,6	
11	28 G. VAN STRAALEN Yamaha YZF R6	NED	1'44.707 39 278,6		1'45.188 16 278,6		1'44.731 18 269,6		1'44.707 5 277,1	
12	40 S. CORSI Ducati Panigale V2	ITA	1'44.863 37 280,7		1'45.334 16 280,7		1'45.365 16 267,6		1'44.863 5 279,3	
13	69 T. BOOTH-AMOS Triumph Street Triple RS 765	GBR	1'44.868 35 276,4		1'45.525 15 276,4		1'45.138 15 272,3		1'44.868 5 273,6	
14	7 L. BALDASSARRI Triumph Street Triple RS 765	ITA	1'44.905 39 272,3		1'45.847 17 272,3		1'45.392 17 263,0		1'44.905 5 269,6	
15	17 J. MCPHEE Triumph Street Triple RS 765	GBR	1'44.915 36 275,0		1'44.915 16 274,3		1'45.157 15 266,2		1'45.325 5 275,0	
16	5 N. ANTONELLI Ducati Panigale V2	ITA	1'44.945 33 279,3		1'44.945 14 279,3		1'45.031 14 272,9		1'45.402 5 277,8	
17	32 D. BAYLISS Ducati Panigale V2	AUS	1'45.013 31 277,8		1'46.624 12 276,4		1'45.111 14 266,2		1'45.013 5 277,8	
18	71 T. EDWARDS Ducati Panigale V2	AUS	1'45.019 35 280,7		1'46.715 16 280,7		1'46.185 14 267,6		1'45.019 5 280,0	
19	48 L. DALLA PORTA Yamaha YZF R6	ITA	1'45.029 34 276,4		1'45.503 13 276,4		1'45.458 16 264,9		1'45.029 5 273,6	
20	54 B. SOFUOGLU MV Agusta F3 800 RR	TUR	1'45.030 15 277,8		1'45.030 15 277,8		271,6			
21	22 F. FULIGNI Ducati Panigale V2	ITA	1'45.229 33 278,6		1'45.229 14 278,6		1'45.679 14 272,3		1'46.743 5 276,4	
22	27 K. TOBA Honda CBR600RR	JPN	1'45.252 31 282,9		1'46.389 15 280,0		1'45.252 11 272,3		1'45.636 5 282,9	
23	74 P. BIESIEKIRSKI Ducati Panigale V2	POL	1'45.421 35 279,3		1'45.421 14 279,3		1'45.601 16 266,9		1'45.926 5 279,3	
24	51 A. SARMOON Yamaha YZF R6	THA	1'45.713 35 277,8		1'45.967 16 275,0		1'45.713 14 271,6		1'46.206 5 277,8	
25	89 K. BIN PAWI Honda CBR600RR	MAS	1'45.722 32 277,8		1'46.425 13 276,4		1'45.722 14 267,6		1'46.386 5 277,8	

10/08/2024

These data/results cannot be reproduced, stored and/or transmitted in whole or in part by any manner of electronic, mechanical, photocopying, recording, broadcasting or otherwise now known or herein after developed without the previous express consent by the copyright owner, except for reproduction in daily press and regular printed publications on sale to the public within 60 days of the event related to those data/results and always provided that copyright symbol appears together as follows below.

© DORNA WSBK ORGANIZATION Srl 2024



Portimao 4.592 m

2 / 2

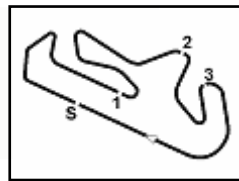
Pirelli Portuguese Round, 9-11 August 2024
Best Laps & Speeds

No.	Rider	Nat	Best Lap		FP		SP		WUP1							
			LL	SPD	LL	SPD	LL	SPD	LL	SPD						
26	3 R. DE ROSA QJMOTOR SRK 800 RR	ITA	1'45.742 37	272,3	1'46.267 16	271,6	1'45.742 16	263,7	1'46.244 5	272,3						
27	50 O. VOSTATEK Triumph Street Triple RS 765	CZE	1'45.766 33	277,8	1'45.766 13	277,8	1'45.791 15	268,2	1'46.364 5	277,8						
28	25 M. BRENNER Kawasaki ZX-6R	SUI	1'45.889 37	282,2	1'45.889 17	279,3	1'46.124 15	272,3	1'46.154 5	282,2						
29	68 L. POWER MV Agusta F3 800 RR	AUS	1'46.086 35	277,8	1'47.097 14	275,7	1'46.122 16	270,9	1'46.086 5	277,8						
30	24 S. MINAMIMOTO Yamaha YZF R6	JPN	1'46.396 37	278,6	1'47.703 16	278,6	1'47.090 16	270,9	1'46.396 5	275,7						
31	19 G. GIANNINI Kawasaki ZX-6R	ITA	1'49.256 8	270,9		270,9	1'49.256 8	261,7								

10/08/2024

These data/results cannot be reproduced, stored and/or transmitted in whole or in part by any manner of electronic, mechanical, photocopying, recording, broadcasting or otherwise now known or herein after developed without the previous express consent by the copyright owner, except for reproduction in daily press and regular printed publications on sale to the public within 60 days of the event related to those data/results and always provided that copyright symbol appears together as follows below.

© DORNA WSBK ORGANIZATION Srl 2024



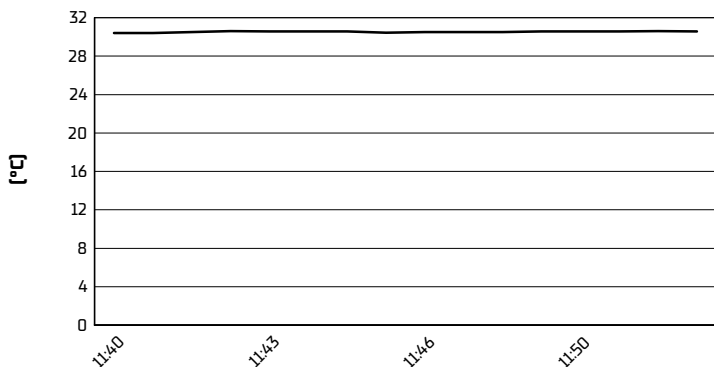
Portimao 4.592 m

Pirelli Portuguese Round, 9-11 August 2024

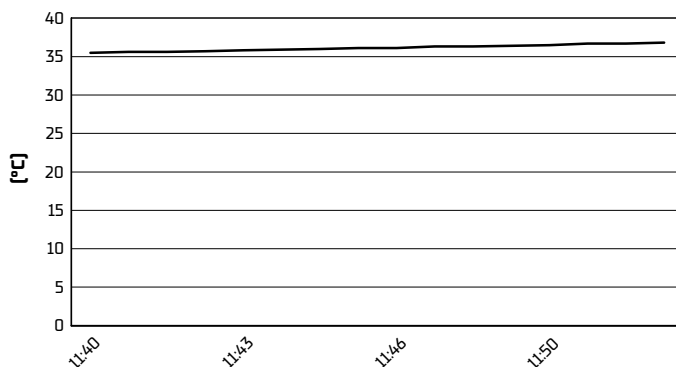
Weather Report Warm Up 1

Session started 11:40 - Session ended 11:54


Air Temperature



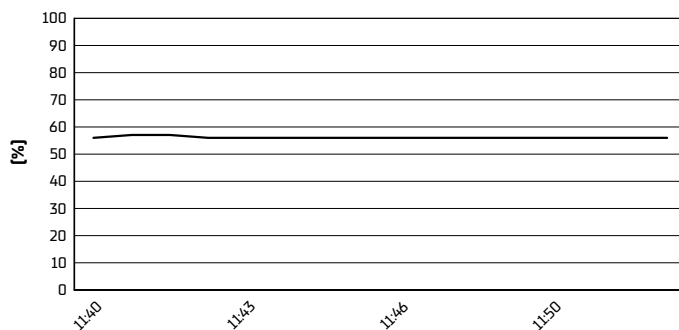
Track Temperature



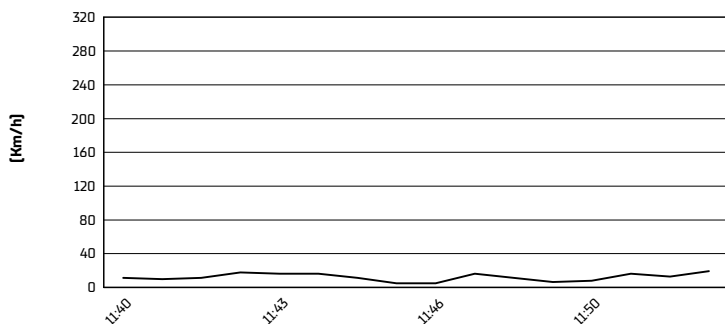
Air Pressure



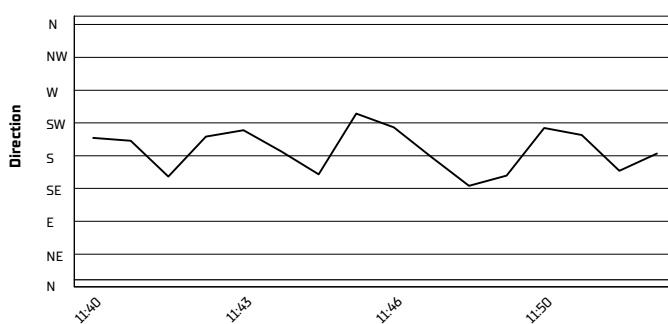
Humidity



Wind Speed



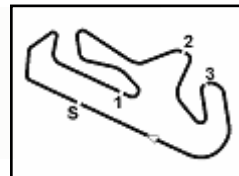
Wind Direction



10/08/2024

These data/results cannot be reproduced, stored and/or transmitted in whole or in part by any manner of electronic, mechanical, photocopying, recording, broadcasting or otherwise now known or herein after developed without the previous express consent by the copyright owner, except for reproduction in daily press and regular printed publications on sale to the public within 60 days of the event related to those data/results and always provided that copyright symbol appears together as follows below.

© DORNA WSBK ORGANIZATION Srl 2024



Portimao 4.592 m

Pirelli Portuguese Round, 9-11 August 2024
Starting Grid - Race 1 (17 Laps x 4,592 km = 78,064 km)

1	1	99 HUERTAS A. Ducati 1'43.352	2	55 MONTELLA Y. Ducati 1'43.592	3	62 MANZI S. Yamaha 1'44.091
2	4	64 CARICASULO F. MV Agusta 1'44.156	5	9 NAVARRO J. Ducati 1'44.183	6	61 ONCU C. Kawasaki 1'44.365
3	7	94 MAHIAS L. Yamaha 1'44.405	8	53 DEBISE V. Yamaha 1'44.422	9	23 SCHROETTER M. MV Agusta 1'44.485
4	10	66 TUULI N. Ducati 1'44.715	11	28 VAN STRAALEN G. Yamaha 1'44.731	12	5 ANTONELLI N. Ducati 1'45.031
5	13	32 BAYLISS O. Ducati 1'45.111	14	69 BOOTH-AMOS T. Triumph 1'45.138	15	17 MCPHEE J. Triumph 1'45.157
6	16	27 TOBA K. Honda 1'45.252	17	40 CORSI S. Ducati 1'45.365	18	7 BALDASSARRI L. Triumph 1'45.392
7	19	48 DALLA PORTA L. Yamaha 1'45.458	20	74 BIESIEKIRSKI P. Ducati 1'45.601	21	22 FULIGNI F. Ducati 1'45.679
8	22	51 SARMOON A. Yamaha 1'45.713	23	89 BIN PAWI K. Honda 1'45.722	24	3 DE ROSA R. QJMOTOR 1'45.742
9	25	50 VOSTATEK O. Triumph 1'45.791	26	68 POWER L. MV Agusta 1'46.122	27	25 BRENNER M. Kawasaki 1'46.124
10	28	71 EDWARDS T. Ducati 1'46.185	29	24 MINAMIMOTO S. Yamaha 1'47.090		

N.19 (Giannini G.) will not take part in the race. Unable to achieve 105% on any session
N.54 (Sofuoglu B.) will not take part in the race. Declared Unfit after Superpole

10/08/2024 The Race Director

These data/results cannot be reproduced, stored and/or transmitted in whole or in part by any manner of electronic, mechanical, photocopying, recording, broadcasting or otherwise now known or herein after developed without the previous express consent by the copyright owner, except for reproduction in daily press and regular printed publications on sale to the public within 60 days of the event related to those data/results and always provided that copyright symbol appears together as follows below. @ DORNA WSBK ORGANIZATION Srl 2024