

Portimao 4.592 m

**Pirelli Portuguese Round, 9-11 August 2024**  
**Results Race 1**

Laps 11 = 50,512 Km - Time of Race 21'13.942 - Avg. 142,741 km/h

Pos	Grid	No. Rider	Nat	Team	Bike	LL	Gap	Rel.	Fastest Lap	Speed		
1	2	<b>26 M. GENNAI</b>	ITA	MTM Kawasaki	Kawasaki Ninja 400	11			1'55.075	215,0	1'55.916	208,8
2	7	<b>50 C. THOMPSON</b>	AUS	Fusport-RT Motorsport by SKM-Kawasaki	Kawasaki Ninja 400	11	<b>0.893</b>	0.893	1'55.046	217,6	1'56.324	197,7
3	8	<b>22 M. GARCIA</b>	ESP	KOVE Racing Team	Kove 321 RR-S	11	<b>0.895</b>	0.002	1'54.895	213,3	1'56.547	202,9
4	1	<b>7 L. VENEMAN</b>	NED	MTM Kawasaki	Kawasaki Ninja 400	11	<b>0.971</b>	0.076	1'55.509	213,7	1'55.399	206,8
5	10	<b>31 E. BARTOLINI</b>	ITA	Yamaha Motoxrcing WorldSSP300 Team	Yamaha YZF-R3	11	<b>0.976</b>	0.005	1'55.001	222,0	1'56.709	206,4
6	20	<b>57 A. MAHENDRA</b>	INA	Team BrCorse	Yamaha YZF-R3	11	<b>1.102</b>	0.126	1'55.243	216,3	1'56.072	210,4
7	11	<b>1 J. BUIS</b>	NED	Freudenberg KTM-PALIGO Racing	KTM RC 390 R	11	<b>1.148</b>	0.046	1'55.179	218,0	1'56.712	210,0
8	3	<b>56 G. PRATAMA</b>	INA	ProGP NitiRacing	Yamaha YZF-R3	11	<b>3.396</b>	2.248	1'55.406	217,6	1'55.962	212,5
9	24	<b>48 J. GARCIA GONZALEZ</b>	ESP	KOVE Racing Team	Kove 321 RR-S	11	<b>3.415</b>	0.019	1'55.162	215,4	1'56.470	206,4
10	5	<b>43 M. GAGGI</b>	ITA	Team BrCorse	Yamaha YZF-R3	11	<b>3.883</b>	0.468	1'55.310	215,9	1'56.139	214,6
11	9	<b>77 J. OSUNA SAEZ</b>	ESP	DEZA-BOX 77 Racing Team	Kawasaki Ninja 400	11	<b>6.299</b>	2.416	1'55.477	214,6	1'56.651	208,4
12	27	<b>66 P. TONN</b>	GER	Freudenberg KTM-PALIGO Racing	KTM RC 390 R	11	<b>15.987</b>	9.688	1'55.986	224,3	1'56.768	212,9
13	23	<b>88 D. MOGEDA</b>	ESP	Team#109 Retro Traffic Kawasaki	Kawasaki Ninja 400	11	<b>16.240</b>	0.253	1'55.539	217,2	1'56.422	210,0
14	21	<b>38 D. SALVADOR</b>	ESP	MS Racing	Yamaha YZF-R3	11	<b>16.260</b>	0.020	1'56.037	223,4	1'56.353	210,4
15	31	<b>79 T. ALONSO</b>	POR	Pons Motorsport Italika Racing	Kawasaki Ninja 400	11	<b>16.329</b>	0.069	1'56.125	218,5	1'57.250	210,8
16	25	<b>99 H. MAIER</b>	BRA	MS Racing	Yamaha YZF-R3	11	<b>16.394</b>	0.065	1'55.970	218,0	1'56.530	208,8
17	28	<b>62 K. FONTAINHA</b>	BRA	Yamaha AD78 FIM LA by MS Racing	Yamaha YZF-R3	11	<b>17.023</b>	0.629	1'56.513	223,4	1'56.943	207,6
18	32	<b>47 F. SEABRIGHT</b>	GBR	Kawasaki GP Project	Kawasaki Ninja 400	11	<b>17.023</b>	0.000	1'56.122	217,2	1'57.297	209,2
19	15	<b>17 R. BIJMAN</b>	NED	Team Flembbo-PL Performances	Kawasaki Ninja 400	11	<b>17.171</b>	0.148	1'56.124	221,1	1'57.481	205,2
20	14	<b>85 K. SABATUCCI</b>	ITA	Team Flembbo-PL Performances	Kawasaki Ninja 400	11	<b>17.239</b>	0.068	1'55.975	218,5	1'57.389	202,2
21	29	<b>8 B. IERACI</b>	ITA	Team ProDina Kawasaki	Kawasaki Ninja 400	11	<b>17.291</b>	0.052	1'55.641	218,9	1'56.973	208,0
22	13	<b>41 R. TRAGNI</b>	ITA	Pata Yamaha AG Motorsport Italia	Yamaha YZF-R3	11	<b>17.367</b>	0.076	1'56.330	215,4	1'57.299	201,0
23	26	<b>80 G. MANSO</b>	BRA	Yamaha AD78 FIM LA by MS Racing	Yamaha YZF-R3	11	<b>17.553</b>	0.186	1'56.036	224,3	1'56.530	213,7
24	22	<b>55 U. CALATAYUD</b>	ESP	ARCO SASH MotoR University Team	Yamaha YZF-R3	11	<b>18.073</b>	0.520	1'56.094	219,8	1'56.354	210,8
25	16	<b>29 G. ZANNINI</b>	ITA	Team ProDina Kawasaki	Kawasaki Ninja 400	11	<b>22.483</b>	4.410	1'56.559	217,6	1'57.817	202,9
26	33	<b>71 I. BOLANO HERNANDEZ</b>	ESP	DEZA-BOX 77 Racing Team	Kawasaki Ninja 400	11	<b>28.062</b>	5.579	1'56.960	211,2	1'58.288	211,6
27	19	<b>11 F. NOVOTNY</b>	CZE	Accolade Smrz Racing BGR	Kawasaki Ninja 400	11	<b>29.909</b>	1.847	1'56.994	216,7	1'59.777	196,7
28	17	<b>25 M. MARTELLA</b>	ITA	Kawasaki GP Project	Kawasaki Ninja 400	11	<b>29.947</b>	0.038	1'57.008	215,0	1'57.872	206,4
29	18	<b>27 C. CLARK</b>	USA	Accolade Smrz Racing BGR	Kawasaki Ninja 400	11	<b>30.104</b>	0.157	1'56.824	218,9	1'59.499	197,4
30	4	<b>91 M. VANNUCCI</b>	ITA	Pata Yamaha AG Motorsport Italia	Yamaha YZF-R3	11	<b>1'06.619</b>	36.515	1'54.862	216,3	1'56.083	213,7
<b>-----Not Classified-----</b>												
RET	6	<b>58 I. IGLESIAS BRAVO</b>	ESP	Fusport-RT Motorsport by SKM-Kawasaki	Kawasaki Ninja 400	10	<b>1 Lap</b>		1'55.056	217,2	1'56.238	207,2
RET	12	<b>9 E. ERCOLANI</b>	ITA	Yamaha Motoxrcing WorldSSP300 Team	Yamaha YZF-R3	8	<b>3 Laps</b>		1'55.200	220,7	1'56.809	202,9
RET	30	<b>23 S. DI SORA</b>	FRA	ARCO SASH MotoR University Team	Yamaha YZF-R3	7	<b>4 Laps</b>		1'56.878	214,2	1'57.231	209,2

AIR	Humidity:	55%	Temp:	31°C
TRACK	Condition:	Dry	Temp:	45°C

Records	Pole [SP]	2023	J.Perez Gonzalez	1'54.428	144,468 Km/h
	Race [RC2]	2023	D.Geiger	1'55.113	143,608 Km/h
	All Times [SP]	2023	J.Perez Gonzalez	1'54.428	144,468 Km/h
Race Fastest Lap	[New Record]	Lap 6	M.Vannucci	1'54.862	143,922 Km/h

LAP LEADERS					
No. Rider	From	To	Laps	Total	
7 L. VENEMAN	1	2	2		
22 M. GARCIA	3	4	2	2	
7 L. VENEMAN	5	6	2		
26 M. GENNAI	7	7	1		
7 L. VENEMAN	8	8	1	5	
26 M. GENNAI	9	9	1		
58 I. IGLESIAS BRAVO	10	10	1	1	
26 M. GENNAI	11	11	1	3	

TOTAL LEADER LAPS					
No. Rider	Laps				
58 I. IGLESIAS BRAVO	37		57 A. MAHENDRA		3
7 L. VENEMAN	11		22 M. GARCIA		2
1 J. BUIS	8		55 U. CALATAYUD		2
26 M. GENNAI	8		8 B. IERACI		1
88 D. MOGEDA	8		31 E. BARTOLINI		1
48 J. GARCIA GONZALEZ	6		43 M. GAGGI		1
91 M. VANNUCCI	5		53 P. SVOBODA		1
50 C. THOMPSON	3		56 G. PRATAMA		1

10/08/2024 Start 15:31 End 15:55 The results are provisional until the end of the time limit for protests and appeals and the completion of the technical checks.

These data/results cannot be reproduced, stored and/or transmitted in whole or in part by any manner of electronic, mechanical, photocopying, recording, broadcasting or otherwise now known or herein after developed without the previous express consent by the copyright owner, except for reproduction in daily press and regular printed publications on sale to the public within 60 days of the event related to those data/results and always provided that copyright symbol appears together as follows below.

© DORNA WSBK ORGANIZATION Srl 2024

**Pirelli Portuguese Round, 9–11 August 2024**  
**Results Race 1**

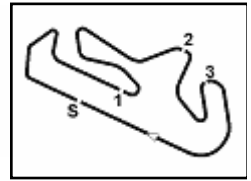
**Race Highlights**

Time	No. Rider	Description
15.28.02		Warm Up Lap Started
15.31.05		Start of Session
15.33.15		No Jump Starts
15.33.31	<b>91 M. VANNUCCI</b>	#91 2X Long Lap Penalty - Irresponsible Riding
15.33.53	<b>88 D. MOGEDA</b>	#88 2X Long Lap Penalty - Slow Riding
15.34.52	<b>91 M. VANNUCCI</b>	#91 1 of 2X Long Lap Penalty Completed
15.36.54	<b>88 D. MOGEDA</b>	#88 1 of 2X Long Lap Penalty Completed
15.40.46	<b>88 D. MOGEDA</b>	#88 2 of 2X Long Lap Penalty Completed
15.43.02	<b>91 M. VANNUCCI</b>	#91 Ride Through - Ignored 2X Long Lap Penalty
15.44.41	<b>91 M. VANNUCCI</b>	#91 Entered Pit Lane
15.45.16		2/3 of Race Distance Completed
15.45.58	<b>91 M. VANNUCCI</b>	#91 Exited Pit Lane
15.46.10	<b>91 M. VANNUCCI</b>	#91 Ride Through Completed
15.46.49	<b>23 S. DI SORA</b>	#23 Stopped with Technical Problem - Turn 13
15.47.04	<b>23 S. DI SORA</b>	#23 Not Actively Competing
15.48.14	<b>9 E. ERCOLANI</b>	#9 Stopped with Technical Problem - Turn 11
15.49.01	<b>9 E. ERCOLANI</b>	#9 Not Actively Competing
15.51.35	<b>58 I. IGLESIAS BRAVO</b>	#58 Crashed - Turn 8
15.51.49	<b>58 I. IGLESIAS BRAVO</b>	#58 Not Actively Competing
15.52.41	<b>66 P. TONN</b>	#66 Lap Time Cancelled [1'57.407] - Yellow Flag - Turn 10-11
15.52.51	<b>38 D. SALVADOR</b>	#38 Lap Time Cancelled [1'57.783] - Yellow Flag - Turn 10-11
15.52.57	<b>62 K. FONTAINHA</b>	#62 Lap Time Cancelled [1'57.368] - Yellow Flag - Turn 10-11
15.53.02	<b>79 T. ALONSO</b>	#79 Lap Time Cancelled [1'57.341] - Yellow Flag - Turn 10-11
15.53.07	<b>85 K. SABATUCCI</b>	#85 Lap Time Cancelled [1'57.826] - Yellow Flag - Turn 10-11
15.53.12	<b>99 H. MAIER</b>	#99 Lap Time Cancelled [1'57.416] - Yellow Flag - Turn 10-11
15.53.17	<b>17 R. BIJMAN</b>	#17 Lap Time Cancelled [1'57.471] - Yellow Flag - Turn 10-11
15.53.22	<b>71 I. BOLANO HERNANDEZ</b>	#71 Lap Time Cancelled [1'58.245] - Yellow Flag - Turn 10-11
15.53.27	<b>11 F. NOVOTNY</b>	#11 Lap Time Cancelled [1'58.975] - Yellow Flag - Turn 10-11
15.53.32	<b>27 C. CLARK</b>	#27 Lap Time Cancelled [1'59.085] - Yellow Flag - Turn 10-11
15.53.33		Podium Confirmed
15.53.37	<b>25 M. MARTELLA</b>	#25 Lap Time Cancelled [1'59.284] - Yellow Flag - Turn 10-11
15.55.35		End of Session
15.56.37	<b>48 J. GARCIA GONZALEZ</b>	#48 Lap Time Cancelled [1'55.990] - Yellow Flag - Turn 8
15.56.42	<b>56 G. PRATAMA</b>	#56 Lap Time Cancelled [1'55.902] - Yellow Flag - Turn 8
15.56.47	<b>43 M. GAGGI</b>	#43 Lap Time Cancelled [1'56.483] - Yellow Flag - Turn 8
15.56.52	<b>77 J. OSUNA SAEZ</b>	#77 Lap Time Cancelled [1'56.810] - Yellow Flag - Turn 8
15.56.57	<b>66 P. TONN</b>	#66 Lap Time Cancelled [1'57.515] - Yellow Flag - Turn 8
15.56.59	<b>79 T. ALONSO</b>	#79 Lap Time Cancelled [1'57.379] - Yellow Flag - Turn 8
15.57.01	<b>38 D. SALVADOR</b>	#38 Lap Time Cancelled [1'57.773] - Yellow Flag - Turn 8
15.57.03	<b>99 H. MAIER</b>	#99 Lap Time Cancelled [1'57.429] - Yellow Flag - Turn 8
15.57.05	<b>88 D. MOGEDA</b>	#88 Lap Time Cancelled [1'57.327] - Yellow Flag - Turn 8
15.57.07	<b>62 K. FONTAINHA</b>	#62 Lap Time Cancelled [1'57.362] - Yellow Flag - Turn 8
15.57.10	<b>17 R. BIJMAN</b>	#17 Lap Time Cancelled [1'58.022] - Yellow Flag - Turn 8
15.57.12	<b>85 K. SABATUCCI</b>	#85 Lap Time Cancelled [1'57.626] - Yellow Flag - Turn 8
15.57.14	<b>8 B. IERACI</b>	#8 Lap Time Cancelled [1'57.638] - Yellow Flag - Turn 8
15.57.16	<b>47 F. SEABRIGHT</b>	#47 Lap Time Cancelled [1'57.594] - Yellow Flag - Turn 8
15.57.18	<b>80 G. MANSO</b>	#80 Lap Time Cancelled [1'57.474] - Yellow Flag - Turn 8
15.57.20	<b>41 R. TRAGNI</b>	#41 Lap Time Cancelled [1'56.540] - Yellow Flag - Turn 8
15.57.22	<b>55 U. CALATAYUD</b>	#55 Lap Time Cancelled [1'56.621] - Yellow Flag - Turn 8
15.57.25	<b>29 G. ZANNINI</b>	#29 Lap Time Cancelled [1'59.513] - Yellow Flag - Turn 8
15.57.27	<b>71 I. BOLANO HERNANDEZ</b>	#71 Lap Time Cancelled [1'57.961] - Yellow Flag - Turn 8
15.57.29	<b>25 M. MARTELLA</b>	#25 Lap Time Cancelled [1'58.950] - Yellow Flag - Turn 8
15.57.31	<b>11 F. NOVOTNY</b>	#11 Lap Time Cancelled [1'58.934] - Yellow Flag - Turn 8
15.57.33	<b>27 C. CLARK</b>	#27 Lap Time Cancelled [1'58.987] - Yellow Flag - Turn 8
15.57.35	<b>91 M. VANNUCCI</b>	#91 Lap Time Cancelled [1'56.793] - Yellow Flag - Turn 8

Start                      End                      The results are provisional until the end of the time limit for protests and appeals  
10/08/2024    15:31                      15:55                      and the completion of the technical checks.

These data/results cannot be reproduced, stored and/or transmitted in whole or in part by any manner of electronic, mechanical, photocopying, recording, broadcasting or otherwise now known or herein after developed without the previous express consent by the copyright owner, except for reproduction in daily press and regular printed publications on sale to the public within 60 days of the event related to those data/results and always provided that copyright symbol appears together as follows below.

© DORNA WSBK ORGANIZATION Srl 2024



Portimao 4.592 m

**Pirelli Portuguese Round, 9-11 August 2024**  
**Riders Standings**

Rider	Points	Points From First	Points From Previous	March 24		April 21		June 16		July 21		August 11		September 8		September 29		October 20	
				BARCELONA	ASSEN	MISANO	MOST	PORTIMAO	MAGNY-COURS	ARAGON	JEREZ								
1 <b>IGLESIAS BRAVO</b> Inigo [ESP]	129			3	25	16	13	25	16	11	20								
2 <b>MAHENDRA</b> Aldi Satya [INA]	120	9		20	8	8	5	20	25	8	16	10							
3 <b>VENEMAN</b> Loris [NED]	119	10	1	11	1	11	20	9	4	25	25	13							
4 <b>GARCIA</b> Marc [ESP]	76	53	43	9	7	13	7	20	4	16									
5 <b>GENNAI</b> Mirko [ITA]	74	55	2	10	4			16	6	13	25								
6 <b>MOGEDA</b> Daniel [ESP]	66	63	8	13	25	25					3								
7 <b>BUIS</b> Jeffrey [NED]	64	65	2	25				10	20		9								
8 <b>GAGGI</b> Marco [ITA]	64	65	0	7	6	6	9	5	11	4	10	6							
9 <b>PRATAMA</b> Galang Hendra [INA]	62	67	2	9	10	11		13	3	8	8								
10 <b>SVOBODA</b> Petr [CZE]	53	76	9	13	11	13	16												
11 <b>IERACI</b> Bruno [ITA]	49	80	4	16	8	4	3	5	13										
12 <b>OSUNA SAEZ</b> Jose Manuel [ESP]	48	81	1	3	4	11	9	9	7	5									
13 <b>GARCIA GONZALEZ</b> Julio [ESP]	42	87	6	20	6				9	7									
14 <b>BARTOLINI</b> Elia [ITA]	40	89	2	5	10			8	6	11									
15 <b>SALVADOR</b> David [ESP]	40	89	0	4				7	10	6	11	2							
16 <b>THOMPSON</b> Carter [AUS]	36	93	4						16	20									
17 <b>CALATAYUD</b> Unai [ESP]	32	97	4	10	20			2											
18 <b>DI SORA</b> Samuel [FRA]	31	98	1	16	7		7			1									
19 <b>BIJMAN</b> Ruben [NED]	27	102	4	8	5	9				5									
20 <b>TONN</b> Phillip [GER]	11	118	16		4	3					4								
21 <b>SVENDSEN</b> Oliver [DEN]	10	119	1							10									
22 <b>VANNUCCI</b> Matteo [ITA]	10	119	0	2				8											
23 <b>ERCOLANI</b> Emiliano [ITA]	10	119	0						5	2	3								
24 <b>SEABRIGHT</b> Fenton [GBR]	10	119	0	2	3			3	2										
25 <b>MAIER</b> Humberto [BRA]	9	120	1							7	2								

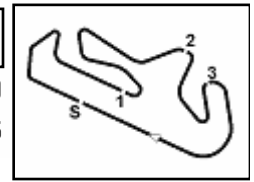
10/08/2024 First Line: Championship Standings - Second Line: Ranking Progression  
 These data/results cannot be reproduced, stored and/or transmitted in whole or in part by any manner of electronic, mechanical, photocopying, recording, broadcasting or otherwise now known or herein after developed without the previous express consent by the copyright owner, except for reproduction in daily press and regular printed publications on sale to the public within 60 days of the event related to those data/results and always provided that copyright symbol appears together as follows below.  
 © DORNA WSBK ORGANIZATION Srl 2024



**Pirelli Portuguese Round, 9-11 August 2024**  
**Riders Standings**

	Points	Points From First	Points From Previous	March 24 <b>BARCELONA</b>	April 21 <b>ASSEN</b>	June 16 <b>MISANO</b>	July 21 <b>MOST</b>	August 11 <b>PORTIMAO</b>	September 8 <b>MAGNY-COURS</b>	September 29 <b>ARAGON</b>	October 20 <b>JEREZ</b>							
26 <b>MANSO</b> Gustavo (BRA)	8	121	1		1	1	6											
27 <b>CAZZANIGA</b> Emanuele (ITA)	6	123	2	6														
28 <b>CZARKOWSKI</b> Dylan (NED)	5	124	1		5													
29 <b>FONTAINHA</b> Kevin (BRA)	4	125	1	1		2	1											
30 <b>TRAGNI</b> Raffaele (ITA)	3	126	1		2	1												
31 <b>ALONSO</b> Tomas (POR)	1	128	2					1										
32 <b>BOLANO</b> <b>HERNANDEZ</b>	1	128	0			1												

10/08/2024 First Line: Championship Standings - Second Line: Ranking Progression  
 These data/results cannot be reproduced, stored and/or transmitted in whole or in part by any manner of electronic, mechanical, photocopying, recording, broadcasting or otherwise now known or herein after developed without the previous express consent by the copyright owner, except for reproduction in daily press and regular printed publications on sale to the public within 60 days of the event related to those data/results and always provided that copyright symbol appears together as follows below.  
 © DORNA WSBK ORGANIZATION Srl 2024



Portimao 4.592 m

**Pirelli Portuguese Round, 9-11 August 2024**  
**Manufacturers Standings**

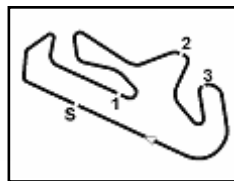
Rank	Manufacturer	Points	Points From First	Points From Previous	March 24 <b>BARCELONA</b>		April 21 <b>ASSEN</b>		June 16 <b>MISANO</b>		July 21 <b>MOST</b>		August 11 <b>PORTIMAO</b>		September 8 <b>MAGNY-COURS</b>		September 29 <b>ARAGON</b>		October 20 <b>JEREZ</b>		
					1	2	1	2	1	2	1	2	1	2	1	2	1	2	1	2	1
1	<b>KAWASAKI</b>	<b>204</b>			13	25	25	25	25	16	25	25	25								
					3	1	1	1	1	1	1	1	1								
2	<b>YAMAHA</b>	<b>141</b>	63		20	10	20	11	20	25	8	16	11								
					2	2	2	2	2	2	2	2	2								
3	<b>KOVE</b>	<b>107</b>	97	34	9	20	7	6	13	7	20	9	16								
					4	3	3	3	3	3	3	3	3								
4	<b>KTM</b>	<b>81</b>	123	26	25		4	3	10	20	10		9								
					1	4	4	4	4	3	4	4	4								

10/08/2024 First Line: Championship Standings - Second Line: Ranking Progression

These data/results cannot be reproduced, stored and/or transmitted in whole or in part by any manner of electronic, mechanical, photocopying, recording, broadcasting or otherwise now known or herein after developed without the previous express consent by the copyright owner, except for reproduction in daily press and regular printed publications on sale to the public within 60 days of the event related to those data/results and always provided that copyright symbol appears together as follows below.

© DORNA WSBK ORGANIZATION Srl 2024





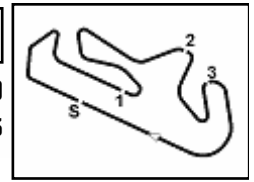
**Pirelli Portuguese Round, 9-11 August 2024**  
**Teams Standings**

		March 24 BARCELONA	April 21 ASSEN	June 16 MISANO	July 21 MOST	August 11 PORTIMAO	September 8 MAGNY-COURS	September 29 ARAGON	October 20 JEREZ											
<b>1</b>	<b>Fusport-RT Motorsport by SKM-Kawasaki</b>	<b>218</b>																		
	IGLESIAS BRAVO Inigo	129	3	25	16	13	25	16	11	20										
	SVOBODA Petr	53	13	11	13	16														
	THOMPSON Carter	36					16		20											
<b>2</b>	<b>MTM Kawasaki</b>	<b>193 [-25]</b>																		
	VENEMAN Loris	119	11	1	11	20	9	4	25	25	13									
	GENNAI Mirko	74	10	4			16	6	13		25									
<b>3</b>	<b>Team BrCorse</b>	<b>184 [-34]</b>																		
	MAHENDRA Aldi Satya	120	20	8	8	5	20	25	8	16	10									
	GAGGI Marco	64	7	6	6	9	5	11	4	10	6									
<b>4</b>	<b>KOVE Racing Team</b>	<b>118 [-100]</b>																		
	GARCIA Marc	76	9		7		13	7	20	4	16									
	GARCIA GONZALEZ Julio	42		20		6				9	7									
<b>5</b>	<b>Freudenberg KTM-PALIGO Racing</b>	<b>85 [-133]</b>																		
	BUIS Jeffrey	64	25				10	20		9										
	TONN Phillip	11			4	3					4									
	SVENSEN Oliver	10							10											
<b>6</b>	<b>Team#109 Retro Traffic Kawasaki</b>	<b>66 [-152]</b>																		
	MOGEDA Daniel	66		13	25	25					3									
<b>7</b>	<b>ARCO SASH MotoR University Team</b>	<b>63 [-155]</b>																		
	CALATAYUD Unai	32		10	20		2													
	DI SORA Samuel	31	16	7		7				1										
<b>8</b>	<b>ProGP NitiRacing</b>	<b>62 [-156]</b>																		
	PRATAMA Galang Hendra	62		9	10	11		13	3	8	8									
<b>9</b>	<b>Yamaha Motoxracing WorldSSP300 Team</b>	<b>50 [-168]</b>																		
	BARTOLINI Eila	40	5			10		8		6	11									
	ERCOLANI Emiliano	10						5	2	3										
<b>10</b>	<b>DEZA-BOX 77 Racing Team</b>	<b>49 [-169]</b>																		
	OSUNA SAEZ Jose Manuel	48		3		4	11	9	9	7	5									
	BOLANO HERNANDEZ Ivan	1						1												
<b>11</b>	<b>MS Racing</b>	<b>49 [-169]</b>																		
	SALVADOR David	40	4				7	10	6	11	2									
	MAIER Humberto	9							7	2										
<b>12</b>	<b>Team ProDina Kawasaki</b>	<b>49 [-169]</b>																		
	IERACI Bruno	49		16		8	4	3	5	13										
<b>13</b>	<b>Team Flembbo-PL Performances</b>	<b>27 [-191]</b>																		
	BIJMAN Ruben	27	8	5	9					5										
<b>14</b>	<b>Pata Yamaha AG Motorsport Italia</b>	<b>13 [-205]</b>																		
	VANNUCCI Matteo	10	2				8													
	TRAGNI Raffaele	3			2		1													
<b>15</b>	<b>Yamaha AD78 FIM LA by MS Racing</b>	<b>12 [-206]</b>																		
	MANSO Gustavo	8			1	1	6													
	FONTAINHA Kevin	4	1			2				1										
<b>16</b>	<b>Kawasaki GP Project</b>	<b>10 [-208]</b>																		
	SEABRIGHT Fenton	10		2	3		3	2												
<b>17</b>	<b>Racestar</b>	<b>6 [-212]</b>																		
	CAZZANIGA Emanuele	6	6																	

10/08/2024

These data/results cannot be reproduced, stored and/or transmitted in whole or in part by any manner of electronic, mechanical, photocopying, recording, broadcasting or otherwise now known or herein after developed without the previous express consent by the copyright owner, except for reproduction in daily press and regular printed publications on sale to the public within 60 days of the event related to those data/results and always provided that copyright symbol appears together as follows below.

© DORNA WSBK ORGANIZATION Srl 2024



**Pirelli Portuguese Round, 9-11 August 2024**  
**Teams Standings**

	March 24 <b>BARCELONA</b>	April 21 <b>ASSEN</b>	June 16 <b>MISANO</b>	July 21 <b>MOST</b>	August 11 <b>PORTIMAO</b>	September 8 <b>MAGNY-COURS</b>	September 29 <b>ARAGON</b>	October 20 <b>JEREZ</b>	
--	------------------------------	--------------------------	--------------------------	------------------------	------------------------------	-----------------------------------	-------------------------------	----------------------------	--

<b>18 Racing DC</b>	<b>5</b> [-213]								
CZARKOWSKI Dylan	5		5						
<b>19 Pons Motorsport Italika Racing</b>	<b>1</b> [-217]								
ALONSO Tomas	1				1				

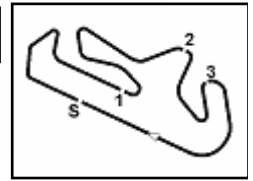
10/08/2024

These data/results cannot be reproduced, stored and/or transmitted in whole or in part by any manner of electronic, mechanical, photocopying, recording, broadcasting or otherwise now known or herein after developed without the previous express consent by the copyright owner, except for reproduction in daily press and regular printed publications on sale to the public within 60 days of the event related to those data/results and always provided that copyright symbol appears together as follows below.

© DORNA WSBK ORGANIZATION Srl 2024

FICR PERUGIA TIMING





Portimao 4.592 m

**Pirelli Portuguese Round, 9-11 August 2024**  
**Pirelli Best Lap Award**

	Points	Points From First	Points From Previous	March 24 <b>BARCELONA</b>	April 21 <b>ASSEN</b>	June 16 <b>MISANO</b>	July 21 <b>MOST</b>	August 11 <b>PORTIMAO</b>	September 8 <b>MAGNY-COURS</b>	September 29 <b>ARAGON</b>	October 20 <b>JEREZ</b>							
1 <b>GENNAI</b> Mirko [ITA]	2					1 1												
2 <b>GARCIA GONZALEZ</b> Julio [ESP]	2 0			1	1													
3 <b>VANNUCCI</b> Matteo [ITA]	1 1 1							1										
4 <b>SALVADOR</b> David [ESP]	1 1 0						1											
5 <b>THOMPSON</b> Carter [AUS]	1 1 0						1											
6 <b>MAHENDRA</b> Aldi Satya [INA]	1 1 0				1													
7 <b>GARCIA</b> Marc [ESP]	1 1 0			1														

10/08/2024

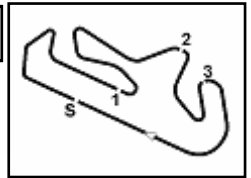
First Line: Championship Standings - Second Line: Ranking Progression

These data/results cannot be reproduced, stored and/or transmitted in whole or in part by any manner of electronic, mechanical, photocopying, recording, broadcasting or otherwise now known or herein after developed without the previous express consent by the copyright owner, except for reproduction in daily press and regular printed publications on sale to the public within 60 days of the event related to those data/results and always provided that copyright symbol appears together as follows below.

© DORNA WSBK ORGANIZATION Srl 2024







Portimao 4.592 m

**Pirelli Portuguese Round, 9-11 August 2024**  
**Best Sectors & Speed Race 1**

RESULTS			
1	26	M. GENNAI	Kawasaki Ninja 400
2	50	C. THOMPSON	Kawasaki Ninja 400
3	22	M. GARCIA	Kove 321 RR-S
4	7	L. VENEMAN	Kawasaki Ninja 400
5	31	E. BARTOLINI	Yamaha YZF-R3
6	57	A. MAHENDRA	Yamaha YZF-R3
7	1	J. BUIS	KTM RC 390 R
8	56	G. PRATAMA	Yamaha YZF-R3
9	48	J. GARCIA GONZALEZ	Kove 321 RR-S
10	43	M. GAGGI	Yamaha YZF-R3
11	77	J. OSUNA SAEZ	Kawasaki Ninja 400
12	66	P. TONN	KTM RC 390 R
13	88	D. MOGEDA	Kawasaki Ninja 400
14	38	D. SALVADOR	Yamaha YZF-R3
15	79	T. ALONSO	Kawasaki Ninja 400
16	99	H. MAIER	Yamaha YZF-R3
17	47	F. SEABRIGHT	Kawasaki Ninja 400
18	62	K. FONTAINHA	Yamaha YZF-R3
19	17	R. BIJMAN	Kawasaki Ninja 400
20	85	K. SABATUCCI	Kawasaki Ninja 400
21	8	B. IERACI	Kawasaki Ninja 400
22	41	R. TRAGNI	Yamaha YZF-R3
23	80	G. MANSO	Yamaha YZF-R3
24	55	U. CALATAYUD	Yamaha YZF-R3
25	29	G. ZANNINI	Kawasaki Ninja 400
26	71	I. BOLANO HERNANDEZ	Kawasaki Ninja 400
27	11	F. NOVOTNY	Kawasaki Ninja 400
28	25	M. MARTELLA	Kawasaki Ninja 400
29	27	C. CLARK	Kawasaki Ninja 400
30	91	M. VANNUCCI	Yamaha YZF-R3
RET	58	I. IGLESIAS BRAVO	Kawasaki Ninja 400
RET	9	E. ERCOLANI	Yamaha YZF-R3
RET	23	S. DI SORA	Yamaha YZF-R3

SPEED			
1	80	G. MANSO	Yamaha YZF-R3
2	66	P. TONN	KTM RC 390 R
3	38	D. SALVADOR	Yamaha YZF-R3
4	62	K. FONTAINHA	Yamaha YZF-R3
5	31	E. BARTOLINI	Yamaha YZF-R3
6	17	R. BIJMAN	Kawasaki Ninja 400
7	9	E. ERCOLANI	Yamaha YZF-R3
8	55	U. CALATAYUD	Yamaha YZF-R3
9	8	B. IERACI	Kawasaki Ninja 400
10	27	C. CLARK	Kawasaki Ninja 400
11	79	T. ALONSO	Kawasaki Ninja 400
12	85	K. SABATUCCI	Kawasaki Ninja 400
13	1	J. BUIS	KTM RC 390 R
14	99	H. MAIER	Yamaha YZF-R3
15	56	G. PRATAMA	Yamaha YZF-R3
16	29	G. ZANNINI	Kawasaki Ninja 400
17	50	C. THOMPSON	Kawasaki Ninja 400
18	47	F. SEABRIGHT	Kawasaki Ninja 400
19	58	I. IGLESIAS BRAVO	Kawasaki Ninja 400
20	88	D. MOGEDA	Kawasaki Ninja 400
21	11	F. NOVOTNY	Kawasaki Ninja 400
22	57	A. MAHENDRA	Yamaha YZF-R3
23	91	M. VANNUCCI	Yamaha YZF-R3
24	43	M. GAGGI	Yamaha YZF-R3
25	41	R. TRAGNI	Yamaha YZF-R3
26	48	J. GARCIA GONZALEZ	Kove 321 RR-S
27	25	M. MARTELLA	Kawasaki Ninja 400
28	26	M. GENNAI	Kawasaki Ninja 400
29	77	J. OSUNA SAEZ	Kawasaki Ninja 400
30	23	S. DI SORA	Yamaha YZF-R3
31	7	L. VENEMAN	Kawasaki Ninja 400
32	22	M. GARCIA	Kove 321 RR-S
33	71	I. BOLANO HERNANDEZ	Kawasaki Ninja 400

SEG. 1	
1	91 M. VANNUCCI 37.387
2	31 E. BARTOLINI 37.528
3	43 M. GAGGI 37.575
4	88 D. MOGEDA 37.576
5	9 E. ERCOLANI 37.587
6	8 B. IERACI 37.595
7	77 J. OSUNA SAEZ 37.597
8	26 M. GENNAI 37.603
9	57 A. MAHENDRA 37.609
10	58 I. IGLESIAS BRAVO 37.624
11	66 P. TONN 37.625
12	7 L. VENEMAN 37.628
13	48 J. GARCIA GONZALEZ 37.640
14	56 G. PRATAMA 37.644
15	1 J. BUIS 37.655
16	22 M. GARCIA 37.663
17	99 H. MAIER 37.687
18	79 T. ALONSO 37.712
19	85 K. SABATUCCI 37.743
20	50 C. THOMPSON 37.761
21	80 G. MANSO 37.781
22	62 K. FONTAINHA 37.786
23	17 R. BIJMAN 37.849
24	55 U. CALATAYUD 37.853
25	38 D. SALVADOR 37.918
26	29 G. ZANNINI 37.998
27	47 F. SEABRIGHT 38.010
28	27 C. CLARK 38.044
29	41 R. TRAGNI 38.083
30	11 F. NOVOTNY 38.214
31	25 M. MARTELLA 38.218
32	71 I. BOLANO HERNANDEZ 38.256
33	23 S. DI SORA 38.297

SEG. 2	
1	26 M. GENNAI 33.870
2	22 M. GARCIA 33.883
3	57 A. MAHENDRA 33.946
4	50 C. THOMPSON 33.967
5	91 M. VANNUCCI 33.991
6	31 E. BARTOLINI 33.999
7	1 J. BUIS 34.052
8	58 I. IGLESIAS BRAVO 34.054
9	7 L. VENEMAN 34.061
10	56 G. PRATAMA 34.074
11	48 J. GARCIA GONZALEZ 34.093
12	77 J. OSUNA SAEZ 34.110
13	47 F. SEABRIGHT 34.209
14	43 M. GAGGI 34.226
15	88 D. MOGEDA 34.255
16	9 E. ERCOLANI 34.265
17	8 B. IERACI 34.297
18	66 P. TONN 34.375
19	79 T. ALONSO 34.375
20	85 K. SABATUCCI 34.421
21	23 S. DI SORA 34.456
22	38 D. SALVADOR 34.457
23	25 M. MARTELLA 34.478
24	71 I. BOLANO HERNANDEZ 34.479
25	41 R. TRAGNI 34.482
26	99 H. MAIER 34.495
27	55 U. CALATAYUD 34.496
28	27 C. CLARK 34.511
29	29 G. ZANNINI 34.532
30	17 R. BIJMAN 34.558
31	62 K. FONTAINHA 34.581
32	11 F. NOVOTNY 34.680
33	80 G. MANSO 34.684

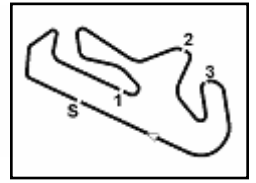
SEG. 3	
1	50 C. THOMPSON 22.661
2	7 L. VENEMAN 22.674
3	9 E. ERCOLANI 22.741
4	57 A. MAHENDRA 22.742
5	22 M. GARCIA 22.775
6	31 E. BARTOLINI 22.785
7	58 I. IGLESIAS BRAVO 22.785
8	1 J. BUIS 22.811
9	26 M. GENNAI 22.816
10	91 M. VANNUCCI 22.835
11	43 M. GAGGI 22.839
12	77 J. OSUNA SAEZ 22.867
13	48 J. GARCIA GONZALEZ 22.879
14	38 D. SALVADOR 22.895
15	56 G. PRATAMA 22.910
16	47 F. SEABRIGHT 22.921
17	99 H. MAIER 22.924
18	41 R. TRAGNI 22.972
19	66 P. TONN 22.972
20	85 K. SABATUCCI 22.984
21	88 D. MOGEDA 23.032
22	55 U. CALATAYUD 23.044
23	79 T. ALONSO 23.048
24	80 G. MANSO 23.062
25	17 R. BIJMAN 23.092
26	71 I. BOLANO HERNANDEZ 23.101
27	62 K. FONTAINHA 23.152
28	29 G. ZANNINI 23.170
29	8 B. IERACI 23.172
30	27 C. CLARK 23.192
31	11 F. NOVOTNY 23.224
32	23 S. DI SORA 23.250
33	25 M. MARTELLA 23.308

SEG. 4	
1	91 M. VANNUCCI 20.147
2	50 C. THOMPSON 20.179
3	77 J. OSUNA SAEZ 20.218
4	80 G. MANSO 20.240
5	48 J. GARCIA GONZALEZ 20.267
6	88 D. MOGEDA 20.283
7	56 G. PRATAMA 20.293
8	43 M. GAGGI 20.296
9	58 I. IGLESIAS BRAVO 20.303
10	55 U. CALATAYUD 20.304
11	1 J. BUIS 20.315
12	38 D. SALVADOR 20.318
13	62 K. FONTAINHA 20.322
14	7 L. VENEMAN 20.331
15	31 E. BARTOLINI 20.347
16	26 M. GENNAI 20.352
17	9 E. ERCOLANI 20.353
18	57 A. MAHENDRA 20.358
19	29 G. ZANNINI 20.366
20	79 T. ALONSO 20.381
21	41 R. TRAGNI 20.408
22	8 B. IERACI 20.414
23	66 P. TONN 20.414
24	85 K. SABATUCCI 20.457
25	47 F. SEABRIGHT 20.462
26	99 H. MAIER 20.465
27	17 R. BIJMAN 20.473
28	71 I. BOLANO HERNANDEZ 20.474
29	22 M. GARCIA 20.485
30	27 C. CLARK 20.549
31	23 S. DI SORA 20.657
32	25 M. MARTELLA 20.659
33	11 F. NOVOTNY 20.754

10/08/2024

These data/results cannot be reproduced, stored and/or transmitted in whole or in part by any manner of electronic, mechanical, photocopying, recording, broadcasting or otherwise now known or herein after developed without the previous express consent by the copyright owner, except for reproduction in daily press and regular printed publications on sale to the public within 60 days of the event related to those data/results and always provided that copyright symbol appears together as follows below.

© DORNA WSBK ORGANIZATION Srl 2024



Portimao 4.592 m

**Pirelli Portuguese Round, 9-11 August 2024  
Lap Chart Race 1**

	Lap										
	1	2	3	4	5	6	7	8	9	10	11
1	7	7	22	22	7	7	26	7	26	58	26
2	22	22	7	7	22	22	22	26	22	22	50
3	26	1	26	26	26	26	7	22	7	7	22
4	91	31	56	58	58	58	58	58	58	26	7
5	56	26	1	1	1	1	1	1	50	1	31
6	1	56	58	31	50	50	50	31	1	50	57
7	31	77	31	77	56	57	57	57	31	31	1
8	77	58	50	50	57	31	31	50	57	57	56
9	57	50	77	56	77	56	56	56	48	43	48
10	58	57	57	57	31	48	48	48	43	48	43
11	85	9	48	48	48	91	9	43	56	56	77
12	17	48	9	43	9	77	43	9	77	77	66
13	50	43	43	9	43	43	77	77	66	66	88
14	43	91	91	91	91	9	66	38	99	38	38
15	9	17	38	99	38	66	38	66	79	88	79
16	48	85	99	38	85	38	99	99	17	79	99
17	38	99	85	85	66	85	17	85	38	99	62
18	88	38	79	66	8	79	85	17	85	17	47
19	99	88	66	79	99	8	8	79	88	47	17
20	29	29	17	17	79	99	79	88	47	85	85
21	66	66	29	55	17	17	80	8	8	8	8
22	41	79	55	8	55	80	88	80	80	62	41
23	79	55	80	29	80	88	62	47	62	80	80
24	55	80	8	80	29	29	47	62	55	41	55
25	80	41	62	88	47	47	55	55	41	55	29
26	62	62	47	47	41	55	41	41	29	29	71
27	25	8	88	62	62	62	29	29	71	71	11
28	47	47	41	41	88	41	71	71	11	11	25
29	27	25	25	23	23	71	23	25	27	25	27
30	8	23	23	25	11	11	11	11	25	27	91
31	11	27	27	27	71	23	27	27	91	91	
32	23	71	71	71	27	27	25	91			
33	71	11	11	11	25	25	91				

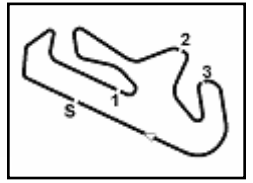
Final Result		
1	<b>26</b> M. GENNAI	Laps 11
2	<b>50</b> C. THOMPSON	0.893
3	<b>22</b> M. GARCIA	0.895
4	<b>7</b> L. VENEMAN	0.971
5	<b>31</b> E. BARTOLINI	0.976
6	<b>57</b> A. MAHENDRA	1.102
7	<b>1</b> J. BUIS	1.148
8	<b>56</b> G. PRATAMA	3.396
9	<b>48</b> J. GARCIA GONZALEZ	3.415
10	<b>43</b> M. GAGGI	3.883
11	<b>77</b> J. OSUNA SAEZ	6.299
12	<b>66</b> P. TONN	15.987
13	<b>88</b> D. MOGEDA	16.240
14	<b>38</b> D. SALVADOR	16.260
15	<b>79</b> T. ALONSO	16.329
16	<b>99</b> H. MAIER	16.394
17	<b>47</b> F. SEABRIGHT	17.023
18	<b>62</b> K. FONTAINHA	17.023
19	<b>17</b> R. BIJMAN	17.171
20	<b>85</b> K. SABATUCCI	17.239
21	<b>8</b> B. IERACI	17.291
22	<b>41</b> R. TRAGNI	17.367
23	<b>80</b> G. MANSO	17.553
24	<b>55</b> U. CALATAYUD	18.073
25	<b>29</b> G. ZANNINI	22.483
26	<b>71</b> I. BOLANO HERNANDE	28.062
27	<b>11</b> F. NOVOTNY	29.909
28	<b>25</b> M. MARTELLA	29.947
29	<b>27</b> C. CLARK	30.104
30	<b>91</b> M. VANNUCCI	1'06.619
RET	<b>58</b> I. IGLESIAS BRAVO	1 Lap
RET	<b>9</b> E. ERCOLANI	3 Laps
RET	<b>23</b> S. DI SORA	4 Laps

10/08/2024

These data/results cannot be reproduced, stored and/or transmitted in whole or in part by any manner of electronic, mechanical, photocopying, recording, broadcasting or otherwise now known or herein after developed without the previous express consent by the copyright owner, except for reproduction in daily press and regular printed publications on sale to the public within 60 days of the event related to those data/results and always provided that copyright symbol appears together as follows below.

© DORNA WSBK ORGANIZATION Srl 2024





Portimao 4.592 m

**Pirelli Portuguese Round, 9-11 August 2024**  
**Lap Chart Race 1**

Lap 1		
1	7	L.Veneman 1'56.240
2	22	M.Garcia 0.746
3	26	M.Gennai 1.116
4	91	M.Vannucci 1.134
5	56	G.Pratama 1.160
6	1	J.Buis 1.461
7	31	E.Bartolini 1.569
8	77	J.Osuna Saez 1.613
9	57	A.Mahendra 2.967
10	58	I.Iglesias Bravo 3.011
11	85	K.Sabatucci 3.043
12	17	R.Bijman 3.059
13	50	C.Thompson 3.086
14	43	M.Gaggi 3.203
15	9	E.Ercolani 3.203
16	48	J.Garcia Gonzalez 3.282
17	38	D.Salvador 3.469
18	88	D.Mogeda 3.816
19	99	H.Maier 4.192
20	29	G.Zannini 4.310
21	66	P.Tonn 5.003
22	41	R.Tragni 5.172
23	79	T.Alonso 5.174
24	55	U.Calatayud 5.303
25	80	G.Manso 5.479
26	62	K.Fontainha 5.648
27	25	M.Martella 6.067
28	47	F.Seabright 6.083
29	27	C.Clark 6.360
30	8	B.Ieraci 6.434
31	11	F.Novotny 6.624
32	23	S.Di Sora 6.704
33	71	I.Bolano Hernandez 6.722

3	26	M.Gennai 1.520
4	56	G.Pratama 2.323
5	1	J.Buis 2.417
6	58	I.Iglesias Bravo 2.450
7	31	E.Bartolini 2.697
8	50	C.Thompson 2.715
9	77	J.Osuna Saez 2.872
10	57	A.Mahendra 3.903
11	48	J.Garcia Gonzalez 4.366
12	9	E.Ercolani 4.437
13	43	M.Gaggi 4.818
14	91	M.Vannucci 5.609
15	38	D.Salvador 5.629
16	99	H.Maier 5.891
17	85	K.Sabatucci 6.222
18	79	T.Alonso 6.666
19	66	P.Tonn 6.719
20	17	R.Bijman 6.818
21	29	G.Zannini 6.886
22	55	U.Calatayud 7.000
23	80	G.Manso 7.114
24	8	B.Ieraci 7.489
25	62	K.Fontainha 8.334
26	47	F.Seabright 8.388
27	88	D.Mogeda 8.531
28	41	R.Tragni 8.589
29	25	M.Martella 9.390
30	23	S.Di Sora 9.498
31	27	C.Clark 9.614
32	71	I.Bolano Hernandez 9.806
33	11	F.Novotny 10.131

6	50	C.Thompson 2.976
7	56	G.Pratama 3.152
8	57	A.Mahendra 3.192
9	77	J.Osuna Saez 3.463
10	31	E.Bartolini 3.658
11	48	J.Garcia Gonzalez 4.173
12	9	E.Ercolani 4.280
13	43	M.Gaggi 4.483
14	91	M.Vannucci 4.509
15	38	D.Salvador 7.509
16	85	K.Sabatucci 7.532
17	66	P.Tonn 7.850
18	8	B.Ieraci 8.501
19	99	H.Maier 8.610
20	79	T.Alonso 8.709
21	17	R.Bijman 8.795
22	55	U.Calatayud 9.296
23	80	G.Manso 9.355
24	29	G.Zannini 9.390
25	47	F.Seabright 10.161
26	41	R.Tragni 10.717
27	62	K.Fontainha 10.740
28	88	D.Mogeda 11.067
29	23	S.Di Sora 13.990
30	11	F.Novotny 14.030
31	71	I.Bolano Hernandez 14.142
32	27	C.Clark 14.233
33	25	M.Martella 14.797

9	56	G.Pratama 3.210
10	48	J.Garcia Gonzalez 3.219
11	9	E.Ercolani 3.932
12	43	M.Gaggi 4.090
13	77	J.Osuna Saez 4.446
14	66	P.Tonn 10.036
15	38	D.Salvador 10.139
16	99	H.Maier 10.201
17	17	R.Bijman 10.349
18	85	K.Sabatucci 10.533
19	8	B.Ieraci 10.764
20	79	T.Alonso 10.885
21	80	G.Manso 11.333
22	88	D.Mogeda 11.422
23	62	K.Fontainha 12.345
24	47	F.Seabright 12.375
25	55	U.Calatayud 13.061
26	41	R.Tragni 13.236
27	29	G.Zannini 13.543
28	71	I.Bolano Hernandez 18.399
29	23	S.Di Sora 18.421
30	11	F.Novotny 18.490
31	27	C.Clark 18.543
32	25	M.Martella 18.749
33	91	M.Vannucci 26.558

Lap 2		
1	7	L.Veneman 3'51.759
2	22	M.Garcia 0.122
3	1	J.Buis 1.615
4	31	E.Bartolini 1.787
5	26	M.Gennai 1.877
6	56	G.Pratama 1.888
7	77	J.Osuna Saez 2.419
8	58	I.Iglesias Bravo 2.579
9	50	C.Thompson 2.613
10	57	A.Mahendra 3.486
11	9	E.Ercolani 4.441
12	48	J.Garcia Gonzalez 4.489
13	43	M.Gaggi 4.520
14	91	M.Vannucci 5.021
15	17	R.Bijman 5.115
16	85	K.Sabatucci 5.119
17	99	H.Maier 5.152
18	38	D.Salvador 5.196
19	88	D.Mogeda 5.285
20	29	G.Zannini 5.421
21	66	P.Tonn 5.675
22	79	T.Alonso 5.780
23	55	U.Calatayud 5.944
24	80	G.Manso 6.682
25	41	R.Tragni 7.166
26	62	K.Fontainha 7.272
27	8	B.Ieraci 7.452
28	47	F.Seabright 7.689
29	25	M.Martella 7.986
30	23	S.Di Sora 8.224
31	27	C.Clark 8.394
32	71	I.Bolano Hernandez 8.450
33	11	F.Novotny 8.741

Lap 4		
1	22	M.Garcia 7'43.094
2	7	L.Veneman 0.138
3	26	M.Gennai 1.284
4	58	I.Iglesias Bravo 2.112
5	1	J.Buis 2.335
6	31	E.Bartolini 2.815
7	77	J.Osuna Saez 2.826
8	50	C.Thompson 2.827
9	56	G.Pratama 3.028
10	57	A.Mahendra 3.438
11	48	J.Garcia Gonzalez 4.362
12	43	M.Gaggi 4.717
13	9	E.Ercolani 4.727
14	91	M.Vannucci 5.086
15	99	H.Maier 6.130
16	38	D.Salvador 6.145
17	85	K.Sabatucci 6.466
18	66	P.Tonn 6.974
19	79	T.Alonso 7.089
20	17	R.Bijman 7.211
21	55	U.Calatayud 7.363
22	8	B.Ieraci 7.459
23	29	G.Zannini 7.714
24	80	G.Manso 7.871
25	88	D.Mogeda 8.339
26	47	F.Seabright 9.020
27	62	K.Fontainha 9.719
28	41	R.Tragni 10.034
29	23	S.Di Sora 11.355
30	25	M.Martella 11.379
31	27	C.Clark 11.443
32	71	I.Bolano Hernandez 11.492
33	11	F.Novotny 11.704

Lap 6		
1	7	L.Veneman 11'34.490
2	22	M.Garcia 0.010
3	26	M.Gennai 0.046
4	58	I.Iglesias Bravo 1.667
5	1	J.Buis 1.894
6	50	C.Thompson 2.822
7	57	A.Mahendra 2.874
8	31	E.Bartolini 2.917
9	56	G.Pratama 3.218
10	48	J.Garcia Gonzalez 3.586
11	91	M.Vannucci 3.622
12	77	J.Osuna Saez 4.259
13	43	M.Gaggi 4.326
14	9	E.Ercolani 4.378
15	66	P.Tonn 8.825
16	38	D.Salvador 8.845
17	85	K.Sabatucci 9.222
18	79	T.Alonso 9.264
19	8	B.Ieraci 9.355
20	99	H.Maier 9.367
21	17	R.Bijman 9.444
22	80	G.Manso 10.221
23	88	D.Mogeda 11.512
24	29	G.Zannini 11.533
25	47	F.Seabright 11.655
26	55	U.Calatayud 11.679
27	62	K.Fontainha 11.687
28	41	R.Tragni 11.734
29	71	I.Bolano Hernandez 16.313
30	11	F.Novotny 16.469
31	23	S.Di Sora 16.617
32	27	C.Clark 16.636
33	25	M.Martella 17.101

Lap 8		
1	7	L.Veneman 15'26.097
2	26	M.Gennai 0.014
3	22	M.Garcia 0.095
4	58	I.Iglesias Bravo 0.711
5	1	J.Buis 1.737
6	31	E.Bartolini 1.854
7	57	A.Mahendra 1.876
8	50	C.Thompson 2.102
9	56	G.Pratama 3.406
10	48	J.Garcia Gonzalez 3.563
11	43	M.Gaggi 3.648
12	9	E.Ercolani 3.742
13	77	J.Osuna Saez 4.171
14	38	D.Salvador 11.814
15	66	P.Tonn 11.867
16	99	H.Maier 11.997
17	85	K.Sabatucci 12.041
18	17	R.Bijman 12.084
19	79	T.Alonso 12.095
20	88	D.Mogeda 12.130
21	8	B.Ieraci 12.595
22	80	G.Manso 12.675
23	47	F.Seabright 12.745
24	62	K.Fontainha 13.153
25	55	U.Calatayud 14.610
26	41	R.Tragni 14.677
27	29	G.Zannini 15.366
28	71	I.Bolano Hernandez 21.738
29	25	M.Martella 21.745
30	11	F.Novotny 21.764
31	27	C.Clark 21.915
32	91	M.Vannucci 1'04.073

Lap 3		
1	22	M.Garcia 5'47.363
2	7	L.Veneman 0.047

Lap 5		
1	7	L.Veneman 9'38.741
2	22	M.Garcia 0.011
3	26	M.Gennai 0.712
4	58	I.Iglesias Bravo 1.845
5	1	J.Buis 1.987

Lap 7		
1	26	M.Gennai 13'30.345
2	22	M.Garcia 0.014
3	7	L.Veneman 0.091
4	58	I.Iglesias Bravo 1.407
5	1	J.Buis 1.953
6	50	C.Thompson 2.257
7	57	A.Mahendra 2.385
8	31	E.Bartolini 2.605

Lap 9		
1	26	M.Gennai 17'22.337
2	22	M.Garcia 0.046
3	7	L.Veneman 0.088
4	58	I.Iglesias Bravo 0.281
5	50	C.Thompson 1.478
6	1	J.Buis 1.485
7	31	E.Bartolini 1.735
8	57	A.Mahendra 1.746
9	48	J.Garcia Gonzalez 3.078
10	43	M.Gaggi 3.099
11	56	G.Pratama 3.693
12	77	J.Osuna Saez 4.851

10/08/2024

These data/results cannot be reproduced, stored and/or transmitted in whole or in part by any manner of electronic, mechanical, photocopying, recording, broadcasting or otherwise now known or herein after developed without the previous express consent by the copyright owner, except for reproduction in daily press and regular printed publications on sale to the public within 60 days of the event related to those data/results and always provided that copyright symbol appears together as follows below.

© DORNA WSBK ORGANIZATION Srl 2024

**Pirelli Portuguese Round, 9-11 August 2024**  
**Lap Chart Race 1**

3 / 4

13	<b>66</b> P.Tonn	13.034	20	<b>85</b> K.Sabatucci	17.239
14	<b>99</b> H.Maier	13.173	21	<b>8</b> B.Ieraci	17.291
15	<b>79</b> T.Alonso	13.196	22	<b>41</b> R.Tragni	17.367
16	<b>17</b> R.Bijman	13.315	23	<b>80</b> G.Manso	17.553
17	<b>38</b> D.Salvador	13.357	24	<b>55</b> U.Calatayud	18.073
18	<b>85</b> K.Sabatucci	13.627	25	<b>29</b> G.Zannini	22.483
19	<b>88</b> D.Mogeda	13.696	26	<b>71</b> I.Bolano Hernandez	28.062
20	<b>47</b> F.Seabright	13.889	27	<b>11</b> F.Novotny	29.909
21	<b>8</b> B.Ieraci	14.004	28	<b>25</b> M.Martella	29.947
22	<b>80</b> G.Manso	14.113	29	<b>27</b> C.Clark	30.104
23	<b>62</b> K.Fontainha	14.281	30	<b>91</b> M.Vannucci	1'06.619
24	<b>55</b> U.Calatayud	15.865			
25	<b>41</b> R.Tragni	16.016			
26	<b>29</b> G.Zannini	16.823			
27	<b>71</b> I.Bolano Hernandez	23.743			
28	<b>11</b> F.Novotny	24.499			
29	<b>27</b> C.Clark	24.760			
30	<b>25</b> M.Martella	24.789			
31	<b>91</b> M.Vannucci	1'05.011			

**Lap 10**

1	<b>58</b> I.Iglesias Bravo	19'18.488
2	<b>22</b> M.Garcia	0.045
3	<b>7</b> L.Veneman	0.154
4	<b>26</b> M.Gennai	0.200
5	<b>1</b> J.Buis	0.513
6	<b>50</b> C.Thompson	0.847
7	<b>31</b> E.Bartolini	0.963
8	<b>57</b> A.Mahendra	1.162
9	<b>43</b> M.Gaggi	2.854
10	<b>48</b> J.Garcia Gonzalez	2.879
11	<b>56</b> G.Pratama	2.948
12	<b>77</b> J.Osuna Saez	4.943
13	<b>66</b> P.Tonn	13.926
14	<b>38</b> D.Salvador	13.941
15	<b>88</b> D.Mogeda	14.367
16	<b>79</b> T.Alonso	14.404
17	<b>99</b> H.Maier	14.419
18	<b>17</b> R.Bijman	14.603
19	<b>47</b> F.Seabright	14.883
20	<b>85</b> K.Sabatucci	15.067
21	<b>8</b> B.Ieraci	15.107
22	<b>62</b> K.Fontainha	15.115
23	<b>80</b> G.Manso	15.533
24	<b>41</b> R.Tragni	16.281
25	<b>55</b> U.Calatayud	16.906
26	<b>29</b> G.Zannini	18.424
27	<b>71</b> I.Bolano Hernandez	25.555
28	<b>11</b> F.Novotny	26.429
29	<b>25</b> M.Martella	26.451
30	<b>27</b> C.Clark	26.571
31	<b>91</b> M.Vannucci	1'05.280

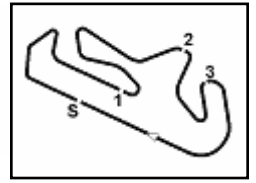
**Lap 11**

1	<b>26</b> M.Gennai	21'13.942
2	<b>50</b> C.Thompson	0.893
3	<b>22</b> M.Garcia	0.895
4	<b>7</b> L.Veneman	0.971
5	<b>31</b> E.Bartolini	0.976
6	<b>57</b> A.Mahendra	1.102
7	<b>1</b> J.Buis	1.148
8	<b>56</b> G.Pratama	3.396
9	<b>48</b> J.Garcia Gonzalez	3.415
10	<b>43</b> M.Gaggi	3.883
11	<b>77</b> J.Osuna Saez	6.299
12	<b>66</b> P.Tonn	15.987
13	<b>88</b> D.Mogeda	16.240
14	<b>38</b> D.Salvador	16.260
15	<b>79</b> T.Alonso	16.329
16	<b>99</b> H.Maier	16.394
17	<b>62</b> K.Fontainha	17.023
18	<b>47</b> F.Seabright	17.023
19	<b>17</b> R.Bijman	17.171

10/08/2024

These data/results cannot be reproduced, stored and/or transmitted in whole or in part by any manner of electronic, mechanical, photocopying, recording, broadcasting or otherwise now known or herein after developed without the previous express consent by the copyright owner, except for reproduction in daily press and regular printed publications on sale to the public within 60 days of the event related to those data/results and always provided that copyright symbol appears together as follows below.

© DORNA WSBK ORGANIZATION Srl 2024



**Pirelli Portuguese Round, 9-11 August 2024**  
**Lap Chart Race 1**

**Race Pace Comparison**

	<b>26 Gen</b>	<b>50 Tho</b>	<b>22 Gar</b>	<b>7 Ven</b>	<b>31 Bar</b>	<b>57 Mah</b>	<b>1 Bui</b>	<b>56 Pra</b>	<b>48 GaJ</b>	<b>43 Gag</b>	<b>77 Osu</b>	<b>66 Ton</b>	<b>88 Mog</b>	<b>38 Sal</b>
1	1'57.356	1'59.326	1'56.986	1'56.240	1'57.809	1'59.207	1'57.701	1'57.400	1'59.522	1'59.443	1'57.853	2'01.243	2'00.056	1'59.709
2	1'56.280	<b>1'55.046</b>	<b>1'54.895</b>	1'55.519	1'55.737	1'56.038	1'55.673	1'56.247	1'56.726	1'56.836	1'56.325	1'56.191	1'56.988	1'57.246
3	1'55.247	1'55.706	1'55.482	1'55.651	1'56.514	1'56.021	1'56.406	1'56.039	1'55.481	1'55.902	1'56.057	1'56.648	1'58.850	<b>1'56.037</b>
4	1'55.495	1'55.843	1'55.731	1'55.822	1'55.849	1'55.266	1'55.649	1'56.436	1'55.727	1'55.630	1'55.685	<b>1'55.986</b>	<b>1'55.539</b>	1'56.247
5	<b>1'55.075</b>	1'55.796	1'55.658	<b>1'55.509</b>	1'56.490	1'55.401	1'55.299	1'55.771	1'55.458	1'55.413	1'56.284	1'56.523	1'58.375	1'57.011
6	1'55.083	1'55.595	1'55.748	1'55.749	1'55.008	1'55.431	1'55.656	1'55.815	<b>1'55.162</b>	1'55.592	1'56.545	1'56.724	1'56.194	1'57.085
7	1'55.809	1'55.290	1'55.859	1'55.946	1'55.543	1'55.366	1'55.914	1'55.847	1'55.488	1'55.619	1'56.042	1'57.066	1'55.765	1'57.149
8	1'55.766	1'55.597	1'55.833	1'55.661	<b>1'55.001</b>	<b>1'55.243</b>	1'55.536	1'55.948	1'56.096	<b>1'55.310</b>	<b>1'55.477</b>	1'57.583	1'56.460	1'57.427
9	1'56.226	1'55.616	1'56.191	1'56.328	1'56.121	1'56.110	1'55.988	1'56.527	1'55.755	1'55.691	1'56.920	1'57.407	1'57.806	1'57.783
10	1'56.351	1'55.520	1'56.150	1'56.217	1'55.379	1'55.567	<b>1'55.179</b>	<b>1'55.406</b>	1'55.952	1'55.906	1'56.243	1'57.043	1'56.822	1'56.735
11	1'55.254	1'55.500	1'56.304	1'56.271	1'55.467	1'55.394	1'56.089	1'55.902	1'55.990	1'56.483	1'56.810	1'57.515	1'57.327	1'57.773

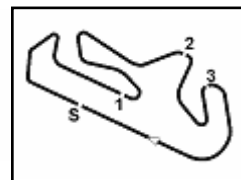
	<b>79 Alo</b>	<b>99 Mai</b>	<b>47 Sea</b>	<b>62 Fon</b>	<b>17 Bij</b>	<b>85 Sab</b>	<b>8 Ier</b>	<b>41 Tra</b>	<b>80 Man</b>	<b>55 Cal</b>	<b>29 Zan</b>	<b>71 Bol</b>	<b>11 Nov</b>	<b>25 Mar</b>
1	2'01.414	2'00.432	2'02.323	2'01.888	1'59.299	1'59.283	2'02.674	2'01.412	2'01.719	2'01.543	2'00.550	2'02.962	2'02.864	2'02.307
2	<b>1'56.125</b>	1'56.479	3'59.448	3'59.031	1'57.575	1'57.595	1'56.537	1'57.513	1'56.722	1'56.160	1'56.630	1'57.247	1'57.636	1'57.438
3	1'56.490	1'56.343	5'55.751	5'55.697	1'57.307	1'56.707	<b>1'55.641</b>	1'57.027	<b>1'56.036</b>	1'56.660	1'57.069	<b>1'56.960</b>	<b>1'56.994</b>	<b>1'57.008</b>
4	1'56.154	<b>1'55.970</b>	1'56.363	7'52.813	<b>1'56.124</b>	<b>1'55.975</b>	1'55.701	1'57.176	1'56.488	<b>1'56.094</b>	<b>1'56.559</b>	1'57.417	1'57.304	1'57.720
5	1'57.267	1'58.127	9'48.902	9'49.481	1'57.231	1'56.713	1'56.689	<b>1'56.330</b>	1'57.131	1'57.580	1'57.323	1'58.297	1'57.973	1'59.065
6	1'56.304	1'56.506	11'46.145	11'46.177	1'56.398	1'57.439	1'56.603	1'56.766	1'56.615	1'58.132	1'57.892	1'57.920	1'58.188	1'58.053
7	1'57.476	1'56.689	13'42.720	13'42.690	1'56.760	1'57.166	1'57.264	1'57.357	1'56.967	1'57.237	1'57.865	1'57.941	1'57.876	1'57.503
8	1'56.962	1'57.548	15'38.842	15'39.250	1'57.487	1'57.260	1'57.583	1'57.193	1'57.094	1'57.301	1'57.575	1'59.091	1'59.026	1'58.748
9	1'57.341	1'57.416	17'36.226	17'36.618	1'57.471	1'57.826	1'57.649	1'57.579	1'57.678	1'57.495	1'57.697	1'58.245	1'58.975	1'59.284
10	1'57.359	1'57.397	19'33.371	19'33.603	1'57.439	1'57.591	1'57.254	1'56.416	1'57.571	1'57.192	1'57.752	1'57.963	1'58.081	1'57.813
11	1'57.379	1'57.429	21'30.965	21'30.965	1'58.022	1'57.626	1'57.638	1'56.540	1'57.474	1'56.621	1'59.513	1'57.961	1'58.934	1'58.950

	<b>27 Cla</b>	<b>91 Van</b>	<b>58 Igl</b>	<b>9 Erc</b>	<b>23 DiS</b>
1	2'02.600	1'57.374	1'59.251	1'59.443	2'02.944
2	1'57.553	1'59.406	1'55.087	1'56.757	1'57.039
3	<b>1'56.824</b>	1'56.192	1'55.475	1'55.600	<b>1'56.878</b>
4	1'57.560	1'55.208	1'55.393	1'56.021	1'57.588
5	1'58.437	1'55.070	1'55.380	<b>1'55.200</b>	1'58.282
6	1'58.152	<b>1'54.862</b>	1'55.571	1'55.847	1'58.376
7	1'57.762	2'18.791	1'55.595	1'55.409	1'57.659
8	1'59.124	2'33.267	<b>1'55.056</b>	1'55.562	
9	1'59.085	1'57.178	1'55.810		
10	1'57.962	1'56.420	1'55.870		
11	1'58.987	1'56.793			

10/08/2024

These data/results cannot be reproduced, stored and/or transmitted in whole or in part by any manner of electronic, mechanical, photocopying, recording, broadcasting or otherwise now known or herein after developed without the previous express consent by the copyright owner, except for reproduction in daily press and regular printed publications on sale to the public within 60 days of the event related to those data/results and always provided that copyright symbol appears together as follows below.

© DORNA WSBK ORGANIZATION Srl 2024



Portimao 4.592 m

**Pirelli Portuguese Round, 9-11 August 2024**  
**Chronological Analysis Race 1**

Start at 15:31'13.421

1 / 4

1° 26 M. GENNAI [1'55.075]							
Lap	Seg1	Seg2	Seg3	Seg4	Lap Time	km/h	Local Time
1		34.734	23.285	20.477	1'57.356	130,2	15:33'10.777
2	38.497	34.360	23.071	20.352	1'56.280	206,0	15:35'07.057
3	37.652	34.116	22.849	20.630	1'55.247	215,0	15:37'02.304
4	38.083	34.019	22.816	20.577	1'55.495	207,6	15:38'57.799
5	37.810	33.870	22.927	20.468	1'55.075	208,8	15:40'52.874
6	37.603	34.102	22.988	20.390	1'55.083	210,8	15:42'47.957
7	37.844	34.252	23.343	20.370	1'55.809	212,9	15:44'43.766
8	37.659	34.214	23.250	20.643	1'55.766	207,6	15:46'39.532
9	38.002	34.474	22.953	20.797	1'56.226	206,4	15:48'35.758
10	38.061	34.600	23.293	20.397	1'56.351	204,5	15:50'32.109
11	37.633	34.160	22.827	20.634	1'55.254	214,6	15:52'27.363
Race Time 21'13.942							

5	38.186	34.540	23.296	20.468	1'56.490	211,2	15:40'55.820
6	37.597	34.097	22.870	20.444	1'55.008	222,0	15:42'50.828
7	38.100	34.262	22.828	20.353	1'55.543	206,4	15:44'46.371
8	37.652	33.999	22.919	20.431	1'55.001	218,0	15:46'41.372
9	38.225	34.252	23.045	20.599	1'56.121	209,6	15:48'37.493
10	37.990	34.122	22.785	20.482	1'55.379	209,6	15:50'32.872
11	37.528	34.152	23.160	20.627	1'55.467	220,7	15:52'28.339
Race Time 21'14.918							

2° 50 C. THOMPSON [1'55.046]							
Lap	Seg1	Seg2	Seg3	Seg4	Lap Time	km/h	Local Time
1		34.928	22.970	20.408	1'59.326	133,8	15:33'12.747
2	37.925	33.967	22.975	20.179	1'55.046	217,6	15:35'07.793
3	37.782	34.511	23.084	20.329	1'55.706	216,3	15:37'03.499
4	37.957	34.102	23.251	20.533	1'55.843	214,6	15:38'59.342
5	37.804	34.636	22.778	20.578	1'55.796	210,8	15:40'55.138
6	37.824	34.383	22.661	20.727	1'55.595	211,6	15:42'50.733
7	37.898	34.285	22.681	20.426	1'55.290	211,2	15:44'46.023
8	37.761	34.027	23.329	20.480	1'55.597	215,4	15:46'41.620
9	37.881	34.265	23.036	20.434	1'55.616	210,4	15:48'37.236
10	37.991	34.085	22.908	20.536	1'55.520	212,9	15:50'32.756
11	37.802	34.108	23.232	20.358	1'55.500	212,5	15:52'28.256
Race Time 21'14.835							

6° 57 A. MAHENDRA [1'55.243]							
Lap	Seg1	Seg2	Seg3	Seg4	Lap Time	km/h	Local Time
1		34.517	23.069	20.701	1'59.207	144,5	15:33'12.628
2	38.204	34.438	22.843	20.553	1'56.038	208,8	15:35'08.666
3	37.818	34.633	23.073	20.497	1'56.021	209,6	15:37'04.687
4	37.848	34.201	22.853	20.364	1'55.266	210,0	15:38'59.953
5	37.609	34.350	23.084	20.358	1'55.401	216,3	15:40'55.354
6	37.673	34.367	22.784	20.607	1'55.431	210,8	15:42'50.785
7	37.971	34.223	22.742	20.430	1'55.366	208,4	15:44'46.151
8	37.740	33.946	22.917	20.640	1'55.243	215,0	15:46'41.394
9	38.017	34.492	23.127	20.474	1'56.110	212,1	15:48'37.504
10	37.826	34.178	23.007	20.556	1'55.567	208,8	15:50'33.071
11	37.779	34.065	23.058	20.492	1'55.394	212,1	15:52'28.465
Race Time 21'15.044							

3° 22 M. GARCIA [1'54.895]							
Lap	Seg1	Seg2	Seg3	Seg4	Lap Time	km/h	Local Time
1		34.357	22.937	20.603	1'56.986	138,2	15:33'10.407
2	37.663	33.883	22.775	20.574	1'54.895	208,8	15:35'05.302
3	37.973	34.004	22.980	20.525	1'55.482	206,4	15:37'00.784
4	37.980	34.126	22.837	20.788	1'55.731	208,0	15:38'56.515
5	37.835	34.408	22.930	20.485	1'55.658	206,4	15:40'52.173
6	37.809	34.245	22.879	20.815	1'55.748	206,0	15:42'47.921
7	38.029	34.254	22.908	20.668	1'55.859	213,3	15:44'43.780
8	37.904	34.166	23.162	20.601	1'55.833	209,2	15:46'39.613
9	38.027	34.211	23.263	20.690	1'56.191	206,8	15:48'35.804
10	37.799	34.601	22.977	20.773	1'56.150	212,1	15:50'31.954
11	38.033	34.357	23.150	20.764	1'56.304	207,2	15:52'28.258
Race Time 21'14.857							

7° 1 J. BUIS [1'55.179]							
Lap	Seg1	Seg2	Seg3	Seg4	Lap Time	km/h	Local Time
1		34.382	23.538	20.315	1'57.701	140,5	15:33'11.122
2	37.775	34.427	22.816	20.655	1'55.673	212,9	15:35'06.795
3	38.548	34.400	23.046	20.412	1'56.406	211,2	15:37'03.201
4	37.865	34.355	22.935	20.494	1'55.649	216,3	15:38'58.850
5	37.655	34.113	22.932	20.599	1'55.299	218,0	15:40'54.149
6	37.843	34.367	22.891	20.555	1'55.656	215,9	15:42'49.805
7	38.205	34.358	22.895	20.456	1'55.914	216,7	15:44'45.719
8	37.798	34.183	22.937	20.618	1'55.536	212,1	15:46'41.255
9	38.161	34.252	22.994	20.581	1'55.988	212,9	15:48'37.243
10	37.886	34.072	22.811	20.410	1'55.179	215,4	15:50'32.422
11	38.359	34.052	23.161	20.517	1'56.089	215,4	15:52'28.511
Race Time 21'15.090							

4° 7 L. VENEMAN [1'55.509]							
Lap	Seg1	Seg2	Seg3	Seg4	Lap Time	km/h	Local Time
1		34.472	22.689	20.799	1'56.240	129,9	15:33'09.661
2	37.836	34.259	22.674	20.750	1'55.519	203,3	15:35'05.180
3	37.930	34.061	22.782	20.878	1'55.651	206,4	15:37'00.831
4	38.208	34.246	22.826	20.542	1'55.822	213,3	15:38'56.653
5	37.651	34.331	22.810	20.717	1'55.509	209,2	15:40'52.162
6	38.018	34.238	22.880	20.613	1'55.749	206,4	15:42'47.911
7	38.169	34.421	23.025	20.331	1'55.946	208,8	15:44'43.857
8	37.628	34.220	22.914	20.899	1'55.661	212,9	15:46'39.518
9	38.601	34.160	23.031	20.536	1'56.328	208,4	15:48'35.846
10	37.805	34.632	23.146	20.634	1'56.217	208,8	15:50'32.063
11	37.722	34.694	23.219	20.636	1'56.271	213,7	15:52'28.334
Race Time 21'14.913							

8° 56 G. PRATAMA [1'55.406]							
Lap	Seg1	Seg2	Seg3	Seg4	Lap Time	km/h	Local Time
1		34.586	23.433	20.293	1'57.400	129,6	15:33'10.821
2	38.328	34.293	23.044	20.582	1'56.247	205,6	15:35'07.068
3	38.178	34.257	22.962	20.642	1'56.039	215,4	15:37'03.107
4	38.126	34.274	23.692	20.344	1'56.436	213,3	15:38'59.543
5	37.827	34.343	23.197	20.404	1'55.771	215,0	15:40'55.314
6	38.222	34.255	22.910	20.428	1'55.815	215,9	15:42'51.129
7	37.948	34.263	23.211	20.425	1'55.847	215,4	15:44'46.976
8	37.760	34.334	23.147	20.707	1'55.948	217,6	15:46'42.924
9	38.323	34.454	23.236	20.514	1'56.527	211,6	15:48'39.451
10	37.644	34.131	23.133	20.498	1'55.406	213,7	15:50'34.857
11	38.066	34.074	23.189	20.573	1'55.902C	214,6	15:52'30.759
Race Time 21'17.338							

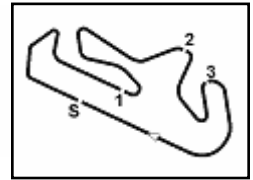
5° 31 E. BARTOLINI [1'55.001]							
Lap	Seg1	Seg2	Seg3	Seg4	Lap Time	km/h	Local Time
1		34.353	23.558	20.347	1'57.809	136,0	15:33'11.230
2	37.744	34.413	22.910	20.670	1'55.737	215,4	15:35'06.967
3	38.409	34.425	23.232	20.448	1'56.514	213,7	15:37'03.481
4	38.126	34.024	23.011	20.688	1'55.849	213,3	15:38'59.330

9° 48 J. GARCIA GONZALEZ [1'55.162]							
Lap	Seg1	Seg2	Seg3	Seg4	Lap Time	km/h	Local Time
1		34.934	23.080	20.267	1'59.522	148,8	15:33'12.943
2	38.209	34.650	22.956	20.911	1'56.726	210,4	15:35'09.669
3	37.792	34.249	22.908	20.532	1'55.481	213,7	15:37'05.150
4	37.733	34.331	22.884	20.779	1'55.727	213,3	15:39'00.877
5	37.715	34.213	22.973	20.557	1'55.458	213,7	15:40'56.335
6	37.640	34.093	22.879	20.550	1'55.162	213,7	15:42'51.497
7	37.782	34.136	22.922	20.648	1'55.488	215,4	15:44'46.985
8	37.731	34.570	23.152	20.643	1'56.096	214,6	15:46'43.081
9	37.698	34.326	23.055	20.676	1'55.755	214,6	15:48'38.836
10	37.893	34.214	23.168	20.677	1'55.952	208,8	15:50'34.788

10/08/2024 P = Pits In/Out - C = Lap Time Cancelled

These data/results cannot be reproduced, stored and/or transmitted in whole or in part by any manner of electronic, mechanical, photocopying, recording, broadcasting or otherwise now known or herein after developed without the previous express consent by the copyright owner, except for reproduction in daily press and regular printed publications on sale to the public within 60 days of the event related to those data/results and always provided that copyright symbol appears together as follows below.

© DORNA WSBK ORGANIZATION Srl 2024



Portimao 4.592 m

Pirelli Portuguese Round, 9-11 August 2024  
Chronological Analysis Race 1

Start at 15:31:13.421

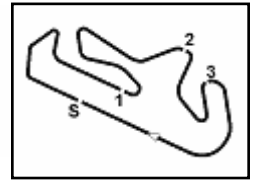
2 / 4

10° 43 M. GAGGI (1'55.310)								15° 79 T. ALONSO (1'56.125)							
Lap	Seg.1	Seg.2	Seg.3	Seg.4	Lap Time	km/h	Local Time	Lap	Seg.1	Seg.2	Seg.3	Seg.4	Lap Time	km/h	Local Time
1		34.947	23.066	20.301	1'59.443	133,1	15:33'12.864	1		35.413	23.462	20.485	2'01.414	152,8	15:33'14.835
2	38.568	34.804	22.932	20.532	1'56.836	211,6	15:35'09.700	2	37.871	34.655	23.218	20.381	1'56.125	218,0	15:35'10.960
3	38.133	34.368	22.943	20.458	1'55.902	213,3	15:37'05.602	3	38.382	34.375	23.225	20.508	1'56.490	213,7	15:37'07.450
4	37.838	34.393	22.839	20.560	1'55.630	214,2	15:39'01.232	4	37.712	34.603	23.088	20.751	1'56.154	218,5	15:39'03.604
5	37.754	34.455	22.908	20.296	1'55.413	215,9	15:40'56.645	5	38.126	34.819	23.632	20.690	1'57.267	217,6	15:41'00.871
6	37.716	34.303	23.076	20.497	1'55.592	215,4	15:42'52.237	6	37.933	34.587	23.048	20.736	1'56.304	218,0	15:42'57.175
7	38.067	34.286	22.862	20.404	1'55.619	215,9	15:44'47.856	7	39.107	34.602	23.196	20.571	1'57.476	212,9	15:44'54.651
8	37.575	34.261	22.903	20.571	1'55.310	212,1	15:46'43.166	8	38.119	34.752	23.306	20.785	1'56.962	217,6	15:46'51.613
9	37.901	34.287	23.023	20.480	1'55.691	212,1	15:48'38.857	9	38.430	34.901	23.329	20.681	1'57.341C	208,0	15:48'48.954
10	37.751	34.226	23.032	20.897	1'55.906	210,4	15:50'34.763	10	38.525	34.694	23.212	20.928	1'57.359	205,2	15:50'46.313
11	38.241	34.255	23.332	20.655	1'56.483C	214,6	15:52'31.246	11	38.413	34.803	23.114	21.049	1'57.379C	218,5	15:52'43.692
Race Time 21'17.357								Race Time 21'30.202							
11° 77 J. OSUNA SAEZ (1'55.477)								16° 99 H. MAIER (1'55.970)							
Lap	Seg.1	Seg.2	Seg.3	Seg.4	Lap Time	km/h	Local Time	Lap	Seg.1	Seg.2	Seg.3	Seg.4	Lap Time	km/h	Local Time
1		34.345	23.326	20.218	1'57.853	135,6	15:33'11.274	1		35.163	22.938	20.490	2'00.432	146,0	15:33'13.853
2	38.180	34.547	23.034	20.564	1'56.325	209,6	15:35'07.599	2	38.033	34.738	23.209	20.499	1'56.479	216,3	15:35'10.332
3	38.092	34.483	23.129	20.353	1'56.057	212,5	15:37'03.656	3	37.972	34.647	23.259	20.465	1'56.343	215,9	15:37'06.675
4	38.143	34.110	23.035	20.397	1'55.685	211,6	15:38'59.341	4	37.962	34.495	22.924	20.589	1'55.970	218,0	15:39'02.645
5	37.745	35.111	22.950	20.478	1'56.284	214,2	15:40'55.625	5	38.585	35.248	23.558	20.736	1'58.127	205,6	15:41'00.772
6	38.116	34.459	23.422	20.548	1'56.545	209,6	15:42'52.170	6	37.687	35.043	23.210	20.566	1'56.506	217,6	15:42'57.278
7	38.152	34.435	22.906	20.549	1'56.042	214,6	15:44'48.212	7	38.216	34.628	23.197	20.648	1'56.689	215,4	15:44'53.967
8	37.597	34.434	22.936	20.510	1'55.477	213,7	15:46'43.689	8	38.531	34.783	23.198	21.036	1'57.548	204,5	15:46'51.515
9	37.772	34.754	23.552	20.842	1'56.920	211,6	15:48'40.609	9	38.409	34.965	23.240	20.802	1'57.416C	207,6	15:48'48.931
10	38.076	34.466	22.867	20.834	1'56.243	209,2	15:50'36.852	10	38.427	35.153	23.316	20.501	1'57.397	207,6	15:50'46.328
11	38.339	34.577	22.940	20.954	1'56.810C	209,6	15:52'33.662	11	38.112	35.588	23.099	20.630	1'57.429C	216,3	15:52'43.757
Race Time 21'20.241								Race Time 21'30.336							
12° 66 P. TONN (1'55.986)								17° 62 K. FONTAINHA (1'56.513)							
Lap	Seg.1	Seg.2	Seg.3	Seg.4	Lap Time	km/h	Local Time	Lap	Seg.1	Seg.2	Seg.3	Seg.4	Lap Time	km/h	Local Time
1		35.561	23.156	20.747	2'01.243	149,1	15:33'14.664	1		35.707	23.513	20.507	2'01.888	149,3	15:33'15.309
2	37.893	34.700	23.139	20.459	1'56.191	216,7	15:35'10.855	2	38.153	34.840	23.506	20.644	1'57.143	223,4	15:35'12.452
3	38.339	34.375	23.520	20.414	1'56.648	224,3	15:37'07.503	3	37.890	34.840	23.427	20.509	1'56.666	215,4	15:37'09.118
4	37.625	34.560	23.012	20.789	1'55.986	220,7	15:39'03.489	4	38.363	34.617	23.274	20.862	1'57.116	211,6	15:39'06.234
5	38.012	34.830	22.972	20.709	1'56.523	216,7	15:41'00.012	5	38.185	34.581	23.187	20.715	1'56.668	208,0	15:41'02.902
6	37.904	34.776	23.117	20.927	1'56.724	214,2	15:42'56.736	6	37.786	34.849	23.329	20.732	1'56.696	217,6	15:42'59.598
7	38.402	34.779	22.999	20.886	1'57.066	206,4	15:44'53.802	7	38.061	34.797	23.153	20.502	1'56.513	212,5	15:44'56.111
8	38.550	34.713	23.284	21.036	1'57.583	204,1	15:46'51.385	8	38.176	34.679	23.152	20.553	1'56.560	206,8	15:46'52.671
9	38.453	34.941	23.057	20.956	1'57.407C	206,4	15:48'48.792	9	38.330	35.258	23.329	20.451	1'57.368C	215,4	15:48'50.039
10	38.419	34.724	22.979	20.921	1'57.043	206,4	15:50'45.835	10	38.293	34.847	23.523	20.322	1'56.985	218,0	15:50'47.024
11	38.636	34.902	22.989	20.988	1'57.515C	206,4	15:52'43.350	11	37.960	35.265	23.393	20.744	1'57.362C	219,8	15:52'44.386
Race Time 21'29.929								Race Time 21'30.965							
13° 88 D. MOGEDA (1'55.539)								18° 47 F. SEABRIGHT (1'56.122)							
Lap	Seg.1	Seg.2	Seg.3	Seg.4	Lap Time	km/h	Local Time	Lap	Seg.1	Seg.2	Seg.3	Seg.4	Lap Time	km/h	Local Time
1		35.160	23.090	20.283	2'00.056	148,6	15:33'13.477	1		35.725	23.625	20.669	2'02.323	152,4	15:33'15.744
2	38.260	35.038	23.290	20.400	1'56.988	211,6	15:35'10.465	2	38.058	34.669	23.632	20.766	1'57.125	216,3	15:35'12.869
3	38.404	34.370			1'58.850	215,9	15:37'09.315	3	38.010	34.209	23.210	20.874	1'56.303	216,3	15:37'09.172
4	37.757	34.292	23.050	20.440	1'55.539	216,3	15:39'04.854	4	38.076	34.275	23.093	20.919	1'56.363	216,7	15:39'05.535
5	37.840	34.255	23.050	20.440	1'58.375	216,3	15:41'03.229	5	38.401	34.622	22.994	20.771	1'56.788	209,2	15:41'02.323
6	37.576	34.508	23.255	20.855	1'56.194	210,8	15:42'59.423	6	38.261	34.799	23.389	20.794	1'57.243	212,5	15:42'59.566
7	37.899	34.311	23.175	20.380	1'55.765	212,1	15:44'55.188	7	38.055	34.691	23.003	20.826	1'56.575	214,6	15:44'56.141
8	37.942	34.746	23.343	20.429	1'56.460	216,3	15:46'51.648	8	38.054	34.684	22.921	20.463	1'56.122	208,4	15:46'52.263
9	39.137	34.636	23.691	20.342	1'57.806	208,4	15:48'49.454								
10	38.267	34.708	23.261	20.586	1'56.822	217,2	15:50'46.276								
11	38.691	34.988	23.032	20.616	1'57.327C	212,1	15:52'43.603								
Race Time 21'30.182															
14° 38 D. SALVADOR (1'56.037)															
Lap	Seg.1	Seg.2	Seg.3	Seg.4	Lap Time	km/h	Local Time								
1		35.175	23.053	20.341	1'59.709	145,3	15:33'13.130								
2	37.918	35.403	23.238	20.687	1'57.246	223,4	15:35'10.376								

10/08/2024 P = Pits In/Out - C = Lap Time Cancelled

These data/results cannot be reproduced, stored and/or transmitted in whole or in part by any manner of electronic, mechanical, photocopying, recording, broadcasting or otherwise now known or herein after developed without the previous express consent by the copyright owner, except for reproduction in daily press and regular printed publications on sale to the public within 60 days of the event related to those data/results and always provided that copyright symbol appears together as follows below.

© DORNA WSBK ORGANIZATION Srl 2024



Portimao 4.592 m

**Pirelli Portuguese Round, 9-11 August 2024**  
**Chronological Analysis Race 1**

Start at 15:31'13.421

**3 / 4**

9	38.493	34.931	23.498	<b>20.462</b>	1'57.384	211,6	15:48'49.647	1		35.826	23.881	20.493	2'01.719	148,8	15:33'15.140
10	38.264	35.043	23.211	20.627	1'57.145	<b>217,2</b>	15:50'46.792	2	38.118	34.840	<b>23.062</b>	20.702	1'56.722	<b>224,3</b>	15:35'11.862
11	38.280	35.234	23.168	20.912	1'57.594C	213,3	15:52'44.386	3	37.865	<b>34.684</b>	23.247	<b>20.240</b>	<b>1'56.036</b>	211,6	15:37'07.898

Race Time 21'30.965

<b>19° 17 R. BIJMAN [1'56.124]</b>							
Lap	Seg.1	Seg.2	Seg.3	Seg.4	Lap Time	km/h	Local Time
1		34.779	23.179	20.981	1'59.299	141,5	15:33'12.720
2	38.716	34.902	<b>23.092</b>	20.865	1'57.575	209,2	15:35'10.295
3	38.521	34.675	23.637	20.474	1'57.307	215,4	15:37'07.602
4	<b>37.849</b>	<b>34.558</b>	23.183	20.534	<b>1'56.124</b>	217,6	15:39'03.726
5	38.145	34.879	23.570	20.637	1'57.231	220,2	15:41'00.957
6	37.969	34.581	23.375	<b>20.473</b>	1'56.398	<b>221,1</b>	15:42'57.355
7	38.127	34.811	23.280	<b>20.542</b>	1'56.760	218,0	15:44'54.115
8	38.779	34.805	23.319	20.584	1'57.487	211,6	15:46'51.602
9	38.559	34.987	23.317	20.608	1'57.471C	206,8	15:48'49.073
10	38.894	34.927	23.125	20.493	1'57.439	205,6	15:50'46.512
11	38.357	35.324	23.183	21.158	1'58.022C	217,2	15:52'44.534

Race Time 21'31.113

<b>20° 85 K. SABATUCCI [1'55.975]</b>							
Lap	Seg.1	Seg.2	Seg.3	Seg.4	Lap Time	km/h	Local Time
1		34.720	23.411	20.639	1'59.283	141,8	15:33'12.704
2	38.882	34.870	23.149	20.694	1'57.595	206,4	15:35'10.299
3	38.526	<b>34.421</b>	23.303	<b>20.457</b>	1'56.707	215,9	15:37'07.006
4	<b>37.743</b>	34.590	<b>22.984</b>	20.658	<b>1'55.975</b>	217,6	15:39'02.981
5	37.957	34.587	23.254	20.915	1'56.713	<b>218,5</b>	15:40'59.694
6	38.517	34.833	23.251	20.838	1'57.439	203,3	15:42'57.133
7	38.549	34.729	23.312	20.576	1'57.166	212,9	15:44'54.299
8	38.385	34.754	23.224	20.897	1'57.260	<b>218,5</b>	15:46'51.559
9	39.000	34.708	23.654	20.464	1'57.826C	208,0	15:48'49.385
10	38.191	35.383	23.495	20.522	1'57.591	217,2	15:50'46.976
11	38.216	35.159	23.638	20.613	1'57.626C	214,2	15:52'44.602

Race Time 21'31.181

<b>21° 8 B. IERACI [1'55.641]</b>							
Lap	Seg.1	Seg.2	Seg.3	Seg.4	Lap Time	km/h	Local Time
1		35.957	23.904	20.541	2'02.674	152,2	15:33'16.095
2	38.094	34.381	23.410	20.652	1'56.537	218,5	15:35'12.632
3	<b>37.595</b>	<b>34.297</b>	23.326	20.423	<b>1'55.641</b>	217,2	15:37'08.273
4	37.702	34.379	<b>23.172</b>	20.448	1'55.701	216,7	15:39'03.974
5	37.809	34.740	23.367	20.773	1'56.689	<b>218,9</b>	15:41'00.663
6	37.992	34.489	23.448	20.674	1'56.603	215,0	15:42'57.266
7	38.796	34.492	23.326	20.650	1'57.264	211,6	15:44'54.530
8	38.557	34.940	23.373	20.713	1'57.583	216,3	15:46'52.113
9	38.794	34.902	23.539	<b>20.414</b>	1'57.649	216,3	15:48'49.762
10	38.376	34.891	23.523	20.464	1'57.254	212,1	15:50'47.016
11	38.399	35.024	23.616	20.599	1'57.638C	216,7	15:52'44.654

Race Time 21'31.233

<b>22° 41 R. TRAGNI [1'56.330]</b>							
Lap	Seg.1	Seg.2	Seg.3	Seg.4	Lap Time	km/h	Local Time
1		35.808	23.491	20.747	2'01.412	139,8	15:33'14.833
2	38.747	34.731	23.216	20.819	1'57.513	<b>215,4</b>	15:35'12.346
3	38.829	34.527	23.263	<b>20.408</b>	1'57.027	210,8	15:37'09.373
4	38.568	34.706	23.162	20.740	1'57.176	215,0	15:39'06.549
5	38.294	<b>34.482</b>	23.085	20.469	<b>1'56.330</b>	214,2	15:41'02.879
6	38.188	34.640	23.386	20.552	1'56.766	213,7	15:42'59.645
7	38.687	35.087	23.012	20.571	1'57.357	208,8	15:44'57.002
8	38.608	34.819	23.115	20.651	1'57.193	213,3	15:46'54.195
9	38.803	34.741	23.320	20.715	1'57.579	208,0	15:48'51.774
10	38.236	34.589	<b>22.972</b>	20.619	1'56.416	209,2	15:50'48.190
11	<b>38.083</b>	34.557	23.359	20.541	1'56.540C	212,1	15:52'44.730

Race Time 21'31.309

<b>23° 80 G. MANSO [1'56.036]</b>							
Lap	Seg.1	Seg.2	Seg.3	Seg.4	Lap Time	km/h	Local Time
1		35.808	23.491	20.747	2'01.412	139,8	15:33'14.833
2	38.747	34.731	23.216	20.819	1'57.513	<b>215,4</b>	15:35'12.346
3	38.829	34.527	23.263	<b>20.408</b>	1'57.027	210,8	15:37'09.373
4	38.568	34.706	23.162	20.740	1'57.176	215,0	15:39'06.549
5	38.294	<b>34.482</b>	23.085	20.469	<b>1'56.330</b>	214,2	15:41'02.879
6	38.188	34.640	23.386	20.552	1'56.766	213,7	15:42'59.645
7	38.687	35.087	23.012	20.571	1'57.357	208,8	15:44'57.002
8	38.608	34.819	23.115	20.651	1'57.193	213,3	15:46'54.195
9	38.803	34.741	23.320	20.715	1'57.579	208,0	15:48'51.774
10	38.236	34.589	<b>22.972</b>	20.619	1'56.416	209,2	15:50'48.190
11	<b>38.083</b>	34.557	23.359	20.541	1'56.540C	212,1	15:52'44.730

Race Time 21'31.309

1		35.826	23.881	20.493	2'01.719	148,8	15:33'15.140
2	38.118	34.840	<b>23.062</b>	20.702	1'56.722	<b>224,3</b>	15:35'11.862
3	37.865	<b>34.684</b>	23.247	<b>20.240</b>	<b>1'56.036</b>	211,6	15:37'07.898
4	38.120	34.772	23.083	20.513	1'56.488	<b>224,3</b>	15:39'04.386
5	37.959	35.110	23.475	20.587	1'57.131	218,9	15:41'01.517
6	<b>37.781</b>	35.026	23.126	20.682	1'56.615	214,2	15:42'58.132
7	38.421	34.707	23.158	20.681	1'56.967	212,9	15:44'55.099
8	38.175	35.208	23.076	20.635	1'57.094	213,7	15:46'52.193
9	38.747	34.951	23.477	20.503	1'57.678	217,2	15:48'49.871
10	38.393	35.196	23.432	20.550	1'57.571	218,9	15:50'47.442
11	38.056	35.410	23.476	20.532	1'57.474C	217,2	15:52'44.916

Race Time 21'31.495

<b>24° 55 U. CALATAYUD [1'56.094]</b>							
Lap	Seg.1	Seg.2	Seg.3	Seg.4	Lap Time	km/h	Local Time
1		35.513	23.632	20.463	2'01.543	143,0	15:33'14.964
2	37.911	<b>34.496</b>	23.352	20.401	1'56.160	216,3	15:35'11.124
3	38.445	34.700	23.211	<b>20.304</b>	1'56.660	218,5	15:37'07.784
4	37.906	34.540	23.114	20.534	<b>1'56.094</b>	<b>219,8</b>	15:39'03.878
5	38.123	34.932	23.746	20.779	1'57.580	219,4	15:41'01.458
6	<b>37.853</b>	35.485	23.903	20.891	1'58.132	214,6	15:42'59.590
7	38.269	35.077	23.172	20.719	1'57.237	212,1	15:44'56.827
8	38.642	34.732	<b>23.044</b>	20.883	1'57.301	209,2	15:46'54.128
9	38.782	34.702	23.161	20.850	1'57.495	208,8	15:48'51.623
10	38.540	34.717	23.147	20.788	1'57.192	208,0	15:50'48.815
11	38.119	34.772	23.054	20.676	1'56.621C	211,6	15:52'45.436

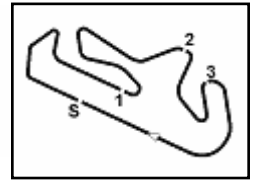
Race Time 21'32.015

<b>25° 29 G. ZANNINI [1'56.559]</b>							
Lap	Seg.1	Seg.2	Seg.3	Seg.4	Lap Time	km/h	Local Time
1		35.964	23.345	<b>20.366</b>	2'00.550	143,3	15:33'13.971
2	38.119	34.728	23.361	20.422	1'56.630	<b>217,6</b>	15:35'10.601
3	38.841	<b>34.532</b>	23.326	20.370	1'57.069	<b>211,2</b>	15:37'07.670
4	<b>37.998</b>	34.748	23.266	20.547	<b>1'56.559</b>	213,7	15:39'04.229
5	38.107	34.721	23.729	20.766	1'57.323	215,9	15:41'01.552
6	38.212	34.865	23.716	21.099	1'57.892	217,2	15:42'59.444
7	38.669	35.098	23.441	20.657	1'57.865	209,6	15:44'57.309
8	38.511	35.061	<b>23.170</b>	20.833	1'57.575	212,5	15:46'54.884
9	38.647	34.648	23.258	21.144	1'57.697	209,6	15:48'52.581
10	38.551	34.823	23.315	21.063	1'57.752	206,0	15:50'50.333
11	39.303	35.388	23.469	21.353	1'59.513C	205,6	15:52'49.846

Race Time 21'36.425

<b>26° 71 I. BOLANO HERNANDEZ [1'56.960]</b>							
Lap	Seg.1	Seg.2	Seg.3	Seg.4	Lap Time	km/h	Local Time
1		36.216	23.808	<b>20.474</b>	2'02.962	154,1	15:33'16.383
2	<b>38.256</b>	<b>34.479</b>	23.791	20.721	1'57.247	209,2	15:35'13.630
3	38.271	34.550	23.484	20.655	<b>1'56.960</b>	208,0	15:37'10.590
4	38.470	34.737	23.357	20.853	1'57.417	205,6	15:39'08.007
5	39.010	35.033	23.501	20.753	1'58.297	206,8	15:41'06.304
6	38.651	34.927	23.126	21.216	1'57.920	<b>211,2</b>	15:43'04.224
7	38.584	34.849	23.410	21.098	1'57.941	204,1	15:45'02.165
8	39.584	35.083	23.508	20.916	1'59.091	204,5	15:47'01.256





Portimao 4.592 m

4 / 4

**Pirelli Portuguese Round, 9-11 August 2024**  
**Chronological Analysis Race 1**

Start at 15:31'13.421

7	38.638	34.804	23.619	20.815	1'57.876	207,2	15:45'02.256
8	38.990	35.462	23.493	21.081	1'59.026	204,5	15:47'01.282
9	39.183	35.297	23.374	21.121	1'58.975C	203,3	15:49'00.257
10	38.596	34.896	23.347	21.242	1'58.081	205,6	15:50'58.338
11	38.934	35.446	23.505	21.049	1'58.934C	204,5	15:52'57.272

Race Time 21'43.851

**28° 25 M. MARTELLA [1'57.008]**

Lap	Seg.1	Seg.2	Seg.3	Seg.4	Lap Time	km/h	Local Time
1		35.949	23.837	20.712	2'02.307	140,9	15:33'12.864
2	38.328	34.792	23.517	20.801	1'57.438	213,7	15:35'13.166
3	<b>38.218</b>	<b>34.478</b>	23.459	20.853	<b>1'57.008</b>	214,6	15:37'10.174
4	38.342	34.784	23.339	21.255	1'57.720	212,1	15:39'07.894
5	39.394	34.929	23.798	20.944	1'59.065	206,0	15:41'06.959
6	38.644	35.146	23.309	20.954	1'58.053	212,5	15:43'05.012
7	38.446	35.062	23.336	<b>20.659</b>	1'57.503	<b>215,0</b>	15:45'02.515
8	38.942	35.170	23.337	21.299	1'58.748	207,6	15:47'01.263
9	39.489	35.500	23.484	20.811	1'59.284C	205,2	15:49'00.547
10	38.668	34.867	<b>23.308</b>	20.970	1'57.813	204,1	15:50'58.360
11	38.821	35.431	23.457	21.241	1'58.950C	201,0	15:52'57.310

Race Time 21'43.889

**29° 27 C. CLARK [1'56.824]**

Lap	Seg.1	Seg.2	Seg.3	Seg.4	Lap Time	km/h	Local Time
1		35.891	24.029	<b>20.549</b>	2'02.600	142,8	15:33'16.021
2	38.403	34.600	23.764	20.786	1'57.553	<b>218,9</b>	15:35'13.574
3	<b>38.044</b>	<b>34.511</b>	23.294	20.975	<b>1'56.824</b>	218,5	15:37'10.398
4	38.581	34.762	<b>23.192</b>	21.025	1'57.560	216,3	15:39'07.958
5	38.922	35.053	23.764	20.698	1'58.437	208,8	15:41'06.395
6	39.010	35.053	23.213	20.876	1'58.152	209,2	15:43'04.547
7	38.858	34.885	23.290	20.729	1'57.762	205,2	15:45'02.309
8	39.218	35.331	23.638	20.937	1'59.124	204,5	15:47'01.433
9	39.143	35.362	23.547	21.033	1'59.085C	206,8	15:49'00.518
10	38.754	34.971	23.238	20.999	1'57.962	206,8	15:50'58.480
11	38.818	35.425	23.595	21.149	1'58.987C	208,8	15:52'57.467

Race Time 21'44.046

**30° 91 M. VANNUCCI [1'54.862]**

Lap	Seg.1	Seg.2	Seg.3	Seg.4	Lap Time	km/h	Local Time
1		34.706	23.434	20.403	1'57.374	132,6	15:33'10.795
2	38.677	34.291			1'59.406	204,8	15:35'10.201
3	38.273	34.332	23.151	20.436	1'56.192	214,2	15:37'06.393
4	37.887	34.135	<b>22.835</b>	20.351	1'55.208	210,8	15:39'01.601
5	37.946	<b>33.991</b>	22.986	<b>20.147</b>	1'55.070	<b>216,3</b>	15:40'56.671
6	<b>37.387</b>	34.255	23.041	20.179	<b>1'54.862</b>	212,9	15:42'51.533
7	37.781	34.226	23.273	43.511	2'18.791P	213,3	15:45'10.324
8	1'14.644	34.631	23.091	20.901	2'33.267P		15:47'43.591
9	38.809	34.304	23.157	20.908	1'57.178	200,7	15:49'40.769
10	38.194	34.269	23.137	20.820	1'56.420	202,9	15:51'37.189
11	38.393	34.262	23.062	21.076	1'56.793C	202,9	15:53'33.982

Race Time 22'20.561

**RET 58 I. IGLESIAS BRAVO [1'55.056]**

Lap	Seg.1	Seg.2	Seg.3	Seg.4	Lap Time	km/h	Local Time
1		34.766	23.093	20.472	1'59.251	133,4	15:33'12.672
2	37.822	<b>34.054</b>	22.908	<b>20.303</b>	1'55.087	215,0	15:35'07.759
3	37.695	34.521	22.935	20.324	1'55.475	<b>217,2</b>	15:37'03.234
4	37.794	34.204	22.851	20.544	1'55.393	209,6	15:38'58.627
5	37.676	34.143	22.831	20.730	1'55.380	210,4	15:40'54.007
6	37.775	34.338	<b>22.785</b>	20.673	1'55.571	211,6	15:42'49.578
7	37.974	34.197	22.857	20.567	1'55.595	210,4	15:44'45.173
8	37.699	34.126	22.803	20.428	<b>1'55.056</b>	209,2	15:46'40.229
9	37.741	34.268	23.204	20.597	1'55.810	212,9	15:48'36.039
10	<b>37.624</b>	34.457	22.860	20.929	1'55.870	210,8	15:50'31.909
11	37.939				207,2		

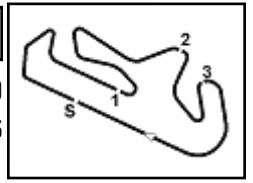
Race Time 19'18.488

10/08/2024 P = Pits In/Out - C = Lap Time Cancelled

These data/results cannot be reproduced, stored and/or transmitted in whole or in part by any manner of electronic, mechanical, photocopying, recording, broadcasting or otherwise now known or herein after developed without the previous express consent by the copyright owner, except for reproduction in daily press and regular printed publications on sale to the public within 60 days of the event related to those data/results and always provided that copyright symbol appears together as follows below.

© DORNA WSBK ORGANIZATION Srl 2024





Portimao 4.592 m

**Pirelli Portuguese Round, 9-11 August 2024**  
**Best Laps & Speeds**

1 / 2

No.	Rider	Nat	Best Lap		FP		SP		WUP1		RC1							
			LL	SPD	LL	SPD	LL	SPD	LL	SPD	LL	SPD						
1	<b>91 M. VANNUCCI</b> Yamaha YZF-R3	ITA	<b>1'54.862</b> 36 222,0		1'55.564 11 <b>222,0</b>		1'56.083 10 213,7		1'56.408 4 218,9		<b>1'54.862</b> 11 216,3							
2	<b>22 M. GARCIA</b> Kove 321 RR-S	ESP	<b>1'54.895</b> 34 213,3		1'55.948 9 212,5		1'56.547 10 202,9		1'55.785 4 206,4		<b>1'54.895</b> 11 <b>213,3</b>							
3	<b>31 E. BARTOLINI</b> Yamaha YZF-R3	ITA	<b>1'55.001</b> 37 222,0		1'56.992 10 218,9		1'56.709 11 206,4		1'55.714 5 212,9		<b>1'55.001</b> 11 <b>222,0</b>							
4	<b>50 C. THOMPSON</b> Kawasaki Ninja 400	AUS	<b>1'55.046</b> 38 217,6		1'56.054 11 210,8		1'56.324 11 197,7		1'55.489 5 215,9		<b>1'55.046</b> 11 <b>217,6</b>							
5	<b>58 I. IGLESIAS BRAVO</b> Kawasaki Ninja 400	ESP	<b>1'55.056</b> 34 217,2		1'56.095 10 212,5		1'56.238 9 207,2		1'55.057 5 216,3		<b>1'55.056</b> 10 <b>217,2</b>							
6	<b>26 M. GENNAI</b> Kawasaki Ninja 400	ITA	<b>1'55.075</b> 37 216,3		1'56.332 10 <b>216,3</b>		1'55.916 11 206,8		1'55.372 5 215,4		<b>1'55.075</b> 11 215,0							
7	<b>7 L. VENEMAN</b> Kawasaki Ninja 400	NED	<b>1'55.106</b> 38 221,1		<b>1'55.106</b> 11 <b>221,1</b>		1'55.399 11 206,8		1'55.204 5 218,9		1'55.509 11 213,7							
8	<b>48 J. GARCIA GONZALEZ</b> Kove 321 RR-S	ESP	<b>1'55.162</b> 33 216,7		1'56.296 8 <b>216,7</b>		1'56.470 10 206,4		1'55.226 4 215,4		<b>1'55.162</b> 11 215,4							
9	<b>1 J. BUIS</b> KTM RC 390 R	NED	<b>1'55.179</b> 34 219,4		1'57.075 10 215,0		1'56.712 8 210,0		1'55.509 5 <b>219,4</b>		<b>1'55.179</b> 11 218,0							
10	<b>9 E. ERCOLANI</b> Yamaha YZF-R3	ITA	<b>1'55.200</b> 35 220,7		1'56.521 11 212,1		1'56.809 11 202,9		1'56.032 5 217,6		<b>1'55.200</b> 8 <b>220,7</b>							
11	<b>88 D. MOGEDA</b> Kawasaki Ninja 400	ESP	<b>1'55.236</b> 34 217,2		1'57.586 7 207,2		1'56.422 12 210,0		<b>1'55.236</b> 4 212,9		1'55.539 11 <b>217,2</b>							
12	<b>57 A. MAHENDRA</b> Yamaha YZF-R3	INA	<b>1'55.243</b> 36 216,3		1'56.591 9 214,2		1'56.072 12 210,4		1'55.748 4 215,4		<b>1'55.243</b> 11 <b>216,3</b>							
13	<b>43 M. GAGGI</b> Yamaha YZF-R3	ITA	<b>1'55.310</b> 35 215,9		1'57.016 8 213,3		1'56.139 12 214,6		1'56.069 4 215,0		<b>1'55.310</b> 11 <b>215,9</b>							
14	<b>56 G. PRATAMA</b> Yamaha YZF-R3	INA	<b>1'55.406</b> 36 217,6		1'55.745 9 215,0		1'55.962 12 212,5		1'55.982 4 215,9		<b>1'55.406</b> 11 <b>217,6</b>							
15	<b>55 U. CALATAYUD</b> Yamaha YZF-R3	ESP	<b>1'55.467</b> 35 219,8		1'56.738 8 211,2		1'56.354 12 210,8		<b>1'55.467</b> 4 215,0		1'56.094 11 <b>219,8</b>							
16	<b>77 J. OSUNA SAEZ</b> Kawasaki Ninja 400	ESP	<b>1'55.477</b> 35 215,0		1'56.248 9 <b>215,0</b>		1'56.651 11 208,4		1'56.054 4 207,6		<b>1'55.477</b> 11 214,6							
17	<b>8 B. IERACI</b> Kawasaki Ninja 400	ITA	<b>1'55.641</b> 36 218,9		1'56.395 10 216,7		1'56.973 11 208,0		1'55.801 4 216,3		<b>1'55.641</b> 11 <b>218,9</b>							
18	<b>47 F. SEABRIGHT</b> Kawasaki Ninja 400	GBR	<b>1'55.875</b> 36 217,2		1'56.518 9 216,3		1'57.297 12 209,2		<b>1'55.875</b> 4 215,0		1'56.122 11 <b>217,2</b>							
19	<b>38 D. SALVADOR</b> Yamaha YZF-R3	ESP	<b>1'55.891</b> 37 223,4		1'57.107 9 212,1		1'56.353 12 210,4		<b>1'55.891</b> 5 217,6		1'56.037 11 <b>223,4</b>							
20	<b>99 H. MAIER</b> Yamaha YZF-R3	BRA	<b>1'55.970</b> 39 218,0		1'56.330 12 213,7		1'56.530 11 208,8		1'56.039 5 213,3		<b>1'55.970</b> 11 <b>218,0</b>							
21	<b>85 K. SABATUCCI</b> Kawasaki Ninja 400	ITA	<b>1'55.975</b> 34 218,5		1'57.442 10 215,0		1'57.389 12 202,2		1'57.952 1 211,2		<b>1'55.975</b> 11 <b>218,5</b>							
22	<b>66 P. TONN</b> KTM RC 390 R	GER	<b>1'55.986</b> 37 224,3		1'57.628 9 211,6		1'56.768 12 212,9		1'56.357 5		<b>1'55.986</b> 11 <b>224,3</b>							
23	<b>80 G. MANSO</b> Yamaha YZF-R3	BRA	<b>1'56.036</b> 36 224,3		1'58.112 10 210,0		1'56.530 12 213,7		1'59.146 3 198,1		<b>1'56.036</b> 11 <b>224,3</b>							
24	<b>17 R. BIJMAN</b> Kawasaki Ninja 400	NED	<b>1'56.058</b> 34 221,1		1'57.020 9 210,0		1'57.481 9 205,2		1'56.058 5 212,5		1'56.124 11 <b>221,1</b>							
25	<b>79 T. ALONSO</b> Kawasaki Ninja 400	POR	<b>1'56.125</b> 35 218,5		1'56.847 9 208,4		1'57.250 11 210,8		1'56.590 4 209,6		<b>1'56.125</b> 11 <b>218,5</b>							

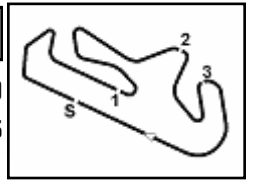
10/08/2024

These data/results cannot be reproduced, stored and/or transmitted in whole or in part by any manner of electronic, mechanical, photocopying, recording, broadcasting or otherwise now known or herein after developed without the previous express consent by the copyright owner, except for reproduction in daily press and regular printed publications on sale to the public within 60 days of the event related to those data/results and always provided that copyright symbol appears together as follows below.

© DORNA WSBK ORGANIZATION Srl 2024

FICR PERUGIA TIMING





**Pirelli Portuguese Round, 9-11 August 2024**  
**Best Laps & Speeds**

No.	Rider Bike	Nat	Best Lap		FP		SP		WUP1		RC1							
			LL	SPD	LL	SPD	LL	SPD	LL	SPD	LL	SPD						LL
26	<b>41 R. TRAGNI</b> Yamaha YZF-R3	ITA	<b>1'56.330</b>		1'58.465	214,6	1'57.299	201,0	1'56.438	216,7	1'56.330	215,4						
27	<b>62 K. FONTAINHA</b> Yamaha YZF-R3	BRA	<b>1'56.513</b>		1'57.250	217,2	1'56.943	207,6	1'56.761	216,3	<b>1'56.513</b>	<b>223,4</b>						
28	<b>29 G. ZANNINI</b> Kawasaki Ninja 400	ITA	<b>1'56.559</b>		1'57.551	213,7	1'57.817	202,9	1'56.852	212,5	<b>1'56.559</b>	<b>217,6</b>						
29	<b>25 M. MARTELLA</b> Kawasaki Ninja 400	ITA	<b>1'56.805</b>		1'57.875	213,7	1'57.872	206,4	<b>1'56.805</b>	212,1	1'57.008	<b>215,0</b>						
30	<b>27 C. CLARK</b> Kawasaki Ninja 400	USA	<b>1'56.824</b>		1'58.184	212,5	1'59.499	197,4	1'57.230	216,3	<b>1'56.824</b>	<b>218,9</b>						
31	<b>23 S. DI SORA</b> Yamaha YZF-R3	FRA	<b>1'56.878</b>		1'57.165	210,8	1'57.231	209,2	1'57.404	206,8	<b>1'56.878</b>	<b>214,2</b>						
32	<b>71 I. BOLANO HERNANDEZ</b> Kawasaki Ninja 400	ESP	<b>1'56.960</b>		1'57.788	<b>212,5</b>	1'58.288	211,6	1'57.121	206,0	<b>1'56.960</b>	<b>211,2</b>						
33	<b>11 F. NOVOTNY</b> Kawasaki Ninja 400	CZE	<b>1'56.994</b>		1'59.774	208,8	1'59.777	196,7	1'57.722	210,0	<b>1'56.994</b>	<b>216,7</b>						
34	<b>61 D. BORGES</b> Kawasaki Ninja 400	POR	<b>1'57.573</b>		<b>1'57.573</b>	203,3	1'59.151	198,8	1'57.624	<b>208,8</b>								

10/08/2024

These data/results cannot be reproduced, stored and/or transmitted in whole or in part by any manner of electronic, mechanical, photocopying, recording, broadcasting or otherwise now known or herein after developed without the previous express consent by the copyright owner, except for reproduction in daily press and regular printed publications on sale to the public within 60 days of the event related to those data/results and always provided that copyright symbol appears together as follows below.

© DORNA WSBK ORGANIZATION Srl 2024

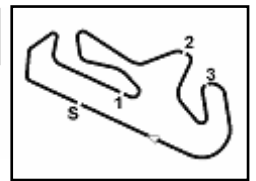
**Pirelli Portuguese Round, 9–11 August 2024**  
**Fastest Laps Race 1**

	No.	Rider	Nat	Team	Bike	Lap	Time	Gap
1	91	M. VANNUCCI	ITA	Pata Yamaha AG Motorsport Italia	Yamaha YZF-R3	6	<b>1'54.862</b>	
2	22	M. GARCIA	ESP	KOVE Racing Team	Kove 321 RR-S	2	<b>1'54.895</b>	0.033
3	31	E. BARTOLINI	ITA	Yamaha Motoxracing WorldSSP300 Team	Yamaha YZF-R3	8	<b>1'55.001</b>	0.139
4	50	C. THOMPSON	AUS	Fusport-RT Motorsport by SKM-Kawasaki	Kawasaki Ninja 400	2	<b>1'55.046</b>	0.184
5	58	I. IGLESIAS BRAVO	ESP	Fusport-RT Motorsport by SKM-Kawasaki	Kawasaki Ninja 400	8	<b>1'55.056</b>	0.194
6	26	M. GENNAI	ITA	MTM Kawasaki	Kawasaki Ninja 400	5	<b>1'55.075</b>	0.213
7	48	J. GARCIA GONZALEZ	ESP	KOVE Racing Team	Kove 321 RR-S	6	<b>1'55.162</b>	0.300
8	1	J. BUIS	NED	Freudenberg KTM-PALIGO Racing	KTM RC 390 R	10	<b>1'55.179</b>	0.317
9	9	E. ERCOLANI	ITA	Yamaha Motoxracing WorldSSP300 Team	Yamaha YZF-R3	5	<b>1'55.200</b>	0.338
10	57	A. MAHENDRA	INA	Team BrCorse	Yamaha YZF-R3	8	<b>1'55.243</b>	0.381
11	43	M. GAGGI	ITA	Team BrCorse	Yamaha YZF-R3	8	<b>1'55.310</b>	0.448
12	56	G. PRATAMA	INA	ProGP NitiRacing	Yamaha YZF-R3	10	<b>1'55.406</b>	0.544
13	77	J. OSUNA SAEZ	ESP	DEZA-BOX 77 Racing Team	Kawasaki Ninja 400	8	<b>1'55.477</b>	0.615
14	7	L. VENEMAN	NED	MTM Kawasaki	Kawasaki Ninja 400	5	<b>1'55.509</b>	0.647
15	88	D. MOGEDA	ESP	Team#109 Retro Traffic Kawasaki	Kawasaki Ninja 400	4	<b>1'55.539</b>	0.677
16	8	B. IERACI	ITA	Team ProDina Kawasaki	Kawasaki Ninja 400	3	<b>1'55.641</b>	0.779
17	99	H. MAIER	BRA	MS Racing	Yamaha YZF-R3	4	<b>1'55.970</b>	1.108
18	85	K. SABATUCCI	ITA	Team Flembbo-PL Performances	Kawasaki Ninja 400	4	<b>1'55.975</b>	1.113
19	66	P. TONN	GER	Freudenberg KTM-PALIGO Racing	KTM RC 390 R	4	<b>1'55.986</b>	1.124
20	80	G. MANSO	BRA	Yamaha AD78 FIM LA by MS Racing	Yamaha YZF-R3	3	<b>1'56.036</b>	1.174
21	38	D. SALVADOR	ESP	MS Racing	Yamaha YZF-R3	3	<b>1'56.037</b>	1.175
22	55	U. CALATAYUD	ESP	ARCO SASH MotoR University Team	Yamaha YZF-R3	4	<b>1'56.094</b>	1.232
23	47	F. SEABRIGHT	GBR	Kawasaki GP Project	Kawasaki Ninja 400	8	<b>1'56.122</b>	1.260
24	17	R. BIJMAN	NED	Team Flembbo-PL Performances	Kawasaki Ninja 400	4	<b>1'56.124</b>	1.262
25	79	T. ALONSO	POR	Pons Motorsport Italika Racing	Kawasaki Ninja 400	2	<b>1'56.125</b>	1.263
26	41	R. TRAGNI	ITA	Pata Yamaha AG Motorsport Italia	Yamaha YZF-R3	5	<b>1'56.330</b>	1.468
27	62	K. FONTAINHA	BRA	Yamaha AD78 FIM LA by MS Racing	Yamaha YZF-R3	7	<b>1'56.513</b>	1.651
28	29	G. ZANNINI	ITA	Team ProDina Kawasaki	Kawasaki Ninja 400	4	<b>1'56.559</b>	1.697
29	27	C. CLARK	USA	Accolade Smrz Racing BGR	Kawasaki Ninja 400	3	<b>1'56.824</b>	1.962
30	23	S. DI SORA	FRA	ARCO SASH MotoR University Team	Yamaha YZF-R3	3	<b>1'56.878</b>	2.016
31	71	I. BOLANO HERNANDEZ	ESP	DEZA-BOX 77 Racing Team	Kawasaki Ninja 400	3	<b>1'56.960</b>	2.098
32	11	F. NOVOTNY	CZE	Accolade Smrz Racing BGR	Kawasaki Ninja 400	3	<b>1'56.994</b>	2.132
33	25	M. MARTELLA	ITA	Kawasaki GP Project	Kawasaki Ninja 400	3	<b>1'57.008</b>	2.146

10/08/2024

These data/results cannot be reproduced, stored and/or transmitted in whole or in part by any manner of electronic, mechanical, photocopying, recording, broadcasting or otherwise now known or herein after developed without the previous express consent by the copyright owner, except for reproduction in daily press and regular printed publications on sale to the public within 60 days of the event related to those data/results and always provided that copyright symbol appears together as follows below.

© DORNA WSBK ORGANIZATION Srl 2024

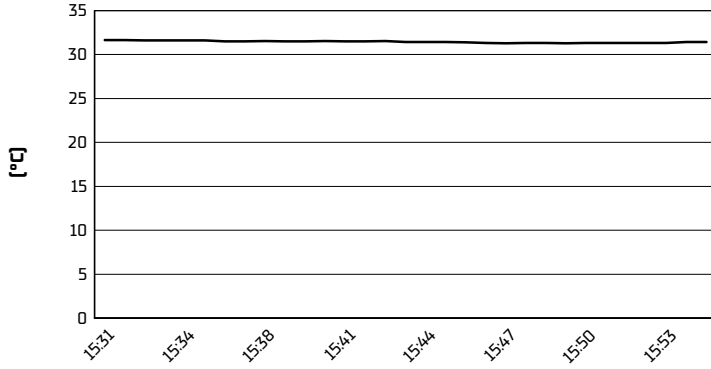


Portimao 4.592 m

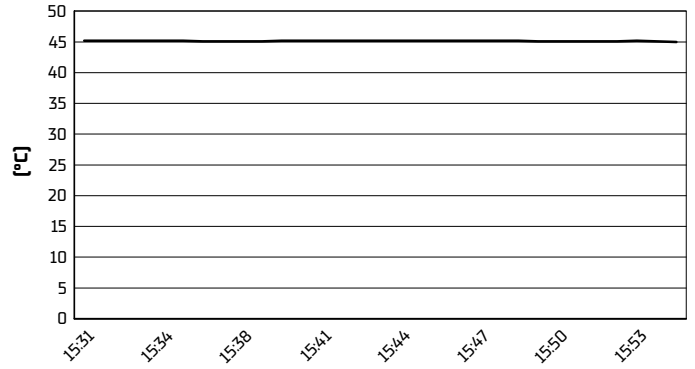
**Pirelli Portuguese Round, 9-11 August 2024**  
**Weather Report Race 1**

Session started 15:31 - Session ended 15:55

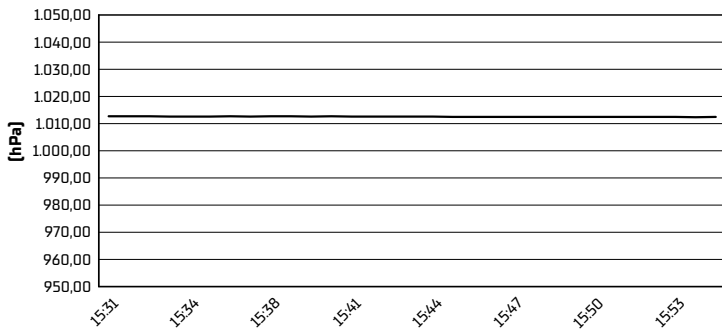
**Air Temperature**



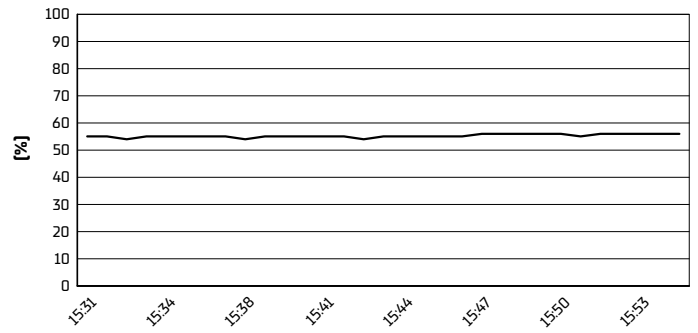
**Track Temperature**



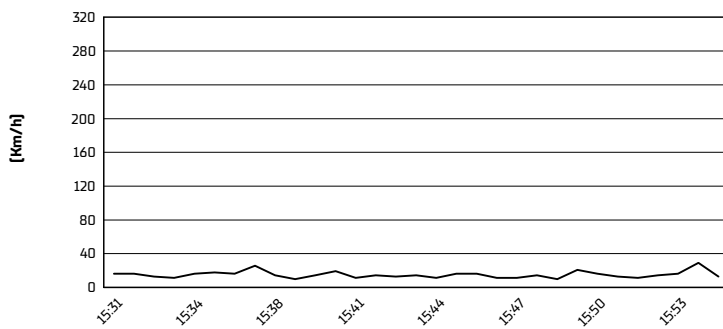
**Air Pressure**



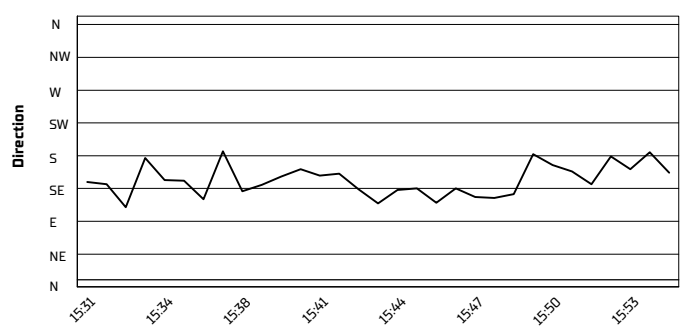
**Humidity**



**Wind Speed**



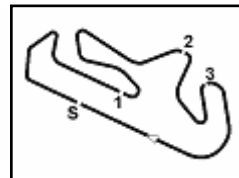
**Wind Direction**



10/08/2024

These data/results cannot be reproduced, stored and/or transmitted in whole or in part by any manner of electronic, mechanical, photocopying, recording, broadcasting or otherwise now known or herein after developed without the previous express consent by the copyright owner, except for reproduction in daily press and regular printed publications on sale to the public within 60 days of the event related to those data/results and always provided that copyright symbol appears together as follows below.

© DORNA WSBK ORGANIZATION Srl 2024



Portimao 4.592 m

**Pirelli Portuguese Round, 9-11 August 2024**

**Provisional Starting Grid - Race 2 (11 Laps x 4,592 km = 50,512 km)**

1	1	<b>91 VANNUCCI M.</b> Yamaha <b>1'54.862 RC1</b>	2	<b>22 GARCIA M.</b> Kove <b>1'54.895 RC1</b>	3	<b>31 BARTOLINI E.</b> Yamaha <b>1'55.001 RC1</b>
2	4	<b>50 THOMPSON C.</b> Kawasaki <b>1'55.046 RC1</b>	5	<b>58 IGLESIAS BRAVO I</b> Kawasaki <b>1'55.056 RC1</b>	6	<b>26 GENNAI M.</b> Kawasaki <b>1'55.075 RC1</b>
3	7	<b>48 GARCIA GONZALEZ</b> Kove <b>1'55.162 RC1</b>	8	<b>1 BUIS J.</b> KTM <b>1'55.179 RC1</b>	9	<b>9 ERCOLANI E.</b> Yamaha <b>1'55.200 RC1</b>
4	10	<b>7 VENEMAN L.</b> Kawasaki <b>1'55.399 SP</b>	11	<b>56 PRATAMA G.</b> Yamaha <b>1'55.962 SP</b>	12	<b>57 MAHENDRA A.</b> Yamaha <b>1'56.072 SP</b>
5	13	<b>43 GAGGI M.</b> Yamaha <b>1'56.139 SP</b>	14	<b>38 SALVADOR D.</b> Yamaha <b>1'56.353 SP</b>	15	<b>55 CALATAYUD U.</b> Yamaha <b>1'56.354 SP</b>
6	16	<b>88 MOGEDA D.</b> Kawasaki <b>1'56.422 SP</b>	17	<b>99 MAIER H.</b> Yamaha <b>1'56.530 SP</b>	18	<b>80 MANSO G.</b> Yamaha <b>1'56.530 SP</b>
7	19	<b>77 OSUNA SAEZ J.</b> Kawasaki <b>1'56.651 SP</b>	20	<b>66 TONN P.</b> KTM <b>1'56.768 SP</b>	21	<b>62 FONTAINHA K.</b> Yamaha <b>1'56.943 SP</b>
8	22	<b>8 IERACI B.</b> Kawasaki <b>1'56.973 SP</b>	23	<b>23 DI SORA S.</b> Yamaha <b>1'57.231 SP</b>	24	<b>79 ALONSO T.</b> Kawasaki <b>1'57.250 SP</b>
9	25	<b>47 SEABRIGHT F.</b> Kawasaki <b>1'57.297 SP</b>	26	<b>41 TRAGNI R.</b> Yamaha <b>1'57.299 SP</b>	27	<b>85 SABATUCCI K.</b> Kawasaki <b>1'57.389 SP</b>
10	28	<b>17 BIJMAN R.</b> Kawasaki <b>1'57.481 SP</b>	29	<b>29 ZANNINI G.</b> Kawasaki <b>1'57.817 SP</b>	30	<b>25 MARTELLA M.</b> Kawasaki <b>1'57.872 SP</b>
11	31	<b>71 BOLANO HERNANDEZ</b> Kawasaki <b>1'58.288 SP</b>	32	<b>61 BORGES D.</b> Kawasaki <b>1'59.151 SP</b>	33	<b>27 CLARK C.</b> Kawasaki <b>1'59.499 SP</b>
12	34	<b>11 NOVOTNY F.</b> Kawasaki <b>1'59.777 SP</b>				

10/08/2024 The Race Director .....

These data/results cannot be reproduced, stored and/or transmitted in whole or in part by any manner of electronic, mechanical, photocopying, recording, broadcasting or otherwise now known or herein after developed without the previous express consent by the copyright owner, except for reproduction in daily press and regular printed publications on sale to the public within 60 days of the event related to those data/results and always provided that copyright symbol appears together as follows below. @ DORNA WSBK ORGANIZATION Srl 2024