

Portimao 4.592 m

**Pirelli Portuguese Round, 9-11 August 2024**  
**Chronological Analysis Race 2**

Start at 15:31'04.915

1 / 4

1° 26 M. GENNAI [1'55.602]							
Lap	Seg1	Seg2	Seg3	Seg4	Lap Time	km/h	Local Time
1		<b>33.883</b>	23.055	20.591	1'56.335	134,9	15:33'01.250
2	38.002	34.046	23.004	20.550	<b>1'55.602</b>	<b>211,2</b>	15:34'56.852
3	38.063	33.983	23.194	20.599	1'55.839	206,0	15:36'52.691
4	38.408	34.193	23.060	20.471	1'56.132	203,7	15:38'48.823
5	37.852	34.232	23.007	20.706	1'55.797	207,6	15:40'44.620
6	38.284	34.233	<b>22.947</b>	20.521	1'55.985	206,4	15:42'40.605
7	38.235	34.547	23.101	20.531	1'56.414	205,6	15:44'37.019
8	<b>37.839</b>	34.166	23.043	20.763	1'55.811	210,0	15:46'32.830
9	38.200	34.086	23.317	20.409	1'56.012	202,5	15:48'28.842
10	37.978	34.126	23.143	<b>20.398</b>	1'55.645	202,9	15:50'24.487
11	37.967	34.122	23.358	20.716	1'56.163	205,6	15:52'20.650
Race Time 21'15.735							

5	38.143	34.160	23.317	20.636	1'56.256	204,1	15:40'45.097
6	37.936	34.193	23.060	20.606	1'55.795	210,8	15:42'40.892
7	<b>37.590</b>	34.675	22.999	20.806	1'56.070	214,6	15:44'36.962
8	38.168	34.207	23.062	20.634	1'56.071	205,6	15:46'33.033
9	38.201	34.313	23.141	20.641	1'56.296	209,2	15:48'29.329
10	37.993	34.191	23.024	<b>20.348</b>	<b>1'55.556</b>	<b>216,3</b>	15:50'24.885
11	38.227	34.163	23.264	20.499	1'56.153	215,4	15:52'21.038
Race Time 21'16.123							

2° 7 L. VENEMAN [1'54.988]							
Lap	Seg1	Seg2	Seg3	Seg4	Lap Time	km/h	Local Time
1		34.470	23.340	<b>20.300</b>	1'57.793	138,4	15:33'02.708
2	<b>37.445</b>	<b>34.104</b>	<b>22.854</b>	20.585	<b>1'54.988</b>	<b>218,9</b>	15:34'57.696
3	37.579	34.235	22.947	20.402	1'55.163	211,6	15:36'52.859
4	37.990	34.308	22.957	20.590	1'55.845	207,2	15:38'48.704
5	37.744	34.542	23.271	20.455	1'56.012	205,6	15:40'44.716
6	38.105	34.179	23.230	20.329	1'55.843	204,8	15:42'40.559
7	37.819	34.853	23.438	20.539	1'56.649	205,2	15:44'37.208
8	38.185	34.316	23.162	20.344	1'56.007	210,4	15:46'33.215
9	37.911	34.316	23.150	20.482	1'55.859	208,8	15:48'29.074
10	38.033	34.148	23.070	20.355	1'55.606	210,0	15:50'24.680
11	38.068	34.359	23.158	20.599	1'56.184	208,8	15:52'20.864
Race Time 21'15.949							

6° 88 D. MOGEDA [1'55.648]							
Lap	Seg1	Seg2	Seg3	Seg4	Lap Time	km/h	Local Time
1		34.336	23.540	<b>20.303</b>	1'58.278	143,5	15:33'03.193
2	37.907	34.590	23.631	20.404	1'56.532	215,0	15:34'59.725
3	<b>37.768</b>	<b>34.192</b>	23.323	20.451	1'55.734	213,7	15:36'55.459
4	37.771	34.270	<b>22.963</b>	20.644	<b>1'55.648</b>	<b>217,2</b>	15:38'51.107
5	37.843	34.237	23.113	20.676	1'55.869	209,2	15:40'46.976
6	38.393	34.730	23.262	20.629	1'57.014	209,6	15:42'43.990
7	38.082	34.376	23.424	20.741	1'56.623	208,8	15:44'40.613
8	38.396	34.262	23.220	20.561	1'56.439	207,6	15:46'37.052
9	37.899	34.895	23.436	21.032	1'57.262	214,2	15:48'34.314
10	38.169	34.460	23.445	20.690	1'56.764	207,6	15:50'31.078
11	38.458	34.317	23.191	20.940	1'56.906	206,8	15:52'27.984
Race Time 21'23.069							

3° 48 J. GARCIA GONZALEZ [1'55.282]							
Lap	Seg1	Seg2	Seg3	Seg4	Lap Time	km/h	Local Time
1		<b>34.066</b>	23.605	20.638	1'57.725	133,0	15:33'02.640
2	37.598	34.104	<b>22.986</b>	20.637	1'55.325	212,9	15:34'57.965
3	<b>37.451</b>	34.176	23.025	20.630	<b>1'55.282</b>	213,7	15:36'53.247
4	37.985	34.293	23.086	20.664	1'56.028	213,7	15:38'49.275
5	37.881	34.107	23.095	<b>20.407</b>	1'55.490	206,8	15:40'44.765
6	37.926	34.121	22.995	20.793	1'55.835	207,6	15:42'40.600
7	38.112	34.626	23.453	20.444	1'56.635	211,2	15:44'37.235
8	37.731	34.239	23.031	20.811	1'55.812	<b>214,2</b>	15:46'33.047
9	38.387	34.274	23.169	20.434	1'56.264	206,8	15:48'29.311
10	37.890	34.159	23.076	20.410	1'55.535	213,3	15:50'24.846
11	37.840	34.272	23.417	20.491	1'56.020	213,7	15:52'20.866
Race Time 21'15.951							

7° 1 J. BUIS [1'55.454]							
Lap	Seg1	Seg2	Seg3	Seg4	Lap Time	km/h	Local Time
1		34.306	23.387	20.702	1'57.537	136,6	15:33'02.452
2	38.497	34.514	23.244	20.658	1'56.913	208,8	15:34'59.365
3	37.945	<b>34.157</b>	<b>22.945</b>	20.723	1'55.770	210,8	15:36'55.135
4	38.682	34.289	23.178	20.376	1'56.525	208,8	15:38'51.660
5	37.796	34.158	23.168	<b>20.332</b>	<b>1'55.454</b>	<b>214,6</b>	15:40'47.114
6	<b>37.765</b>	34.944	23.142	20.847	1'56.698	212,9	15:42'43.812
7	38.596	34.291	23.372	20.537	1'56.796	212,1	15:44'40.608
8	37.958	34.299	23.090	20.855	1'56.202	213,7	15:46'36.810
9	38.509	34.741	23.407	20.827	1'57.484	208,0	15:48'34.294
10	38.092	34.407	23.244	20.965	1'56.708	209,6	15:50'31.002
11	38.745	34.268	23.524	20.712	1'57.249	208,0	15:52'28.251
Race Time 21'23.336							

4° 22 M. GARCIA [1'55.637]							
Lap	Seg1	Seg2	Seg3	Seg4	Lap Time	km/h	Local Time
1		34.090	22.831	20.956	1'56.111	131,8	15:33'01.026
2	38.008	34.075	<b>22.811</b>	20.873	1'55.767	208,4	15:34'56.793
3	37.922	<b>34.024</b>	23.032	20.988	1'55.966	<b>209,6</b>	15:36'52.759
4	38.098	34.086	22.916	20.868	1'55.968	207,6	15:38'48.727
5	38.089	34.189	23.067	20.579	1'55.924	207,2	15:40'44.651
6	37.906	34.050	22.954	20.873	1'55.783	203,7	15:42'40.434
7	38.147	34.415	22.933	20.876	1'56.371	202,9	15:44'36.805
8	38.437	34.255	23.134	<b>20.408</b>	1'56.234	203,3	15:46'33.039
9	37.842	34.088	23.104	20.795	1'55.829	208,0	15:48'28.868
10	<b>37.803</b>	34.113	22.927	20.794	<b>1'55.637</b>	208,0	15:50'24.505
11	38.220	34.338	23.456	20.431	1'56.445	206,8	15:52'20.950
Race Time 21'16.035							

8° 57 A. MAHENDRA [1'55.683]							
Lap	Seg1	Seg2	Seg3	Seg4	Lap Time	km/h	Local Time
1		34.415	23.208	<b>20.294</b>	1'58.144	137,2	15:33'03.059
2	37.881	34.593	23.283	20.638	1'56.395	217,2	15:34'59.454
3	37.911	<b>34.169</b>	23.262	20.682	1'56.024	213,7	15:36'55.478
4	37.745	34.380	<b>22.995</b>	20.563	<b>1'55.683</b>	<b>218,9</b>	15:38'51.161
5	37.872	34.379	23.123	20.637	1'56.011	210,0	15:40'47.172
6	37.854	34.541	23.044	21.231	1'56.670	208,8	15:42'43.842
7	38.669	34.322	23.333	20.513	1'56.837	212,9	15:44'40.679
8	38.306	34.697	23.230	20.410	1'56.643	210,0	15:46'37.322
9	<b>37.671</b>	34.862	23.060	21.418	1'57.011	215,4	15:48'34.333
10	38.447	34.392	23.515	20.589	1'56.943	214,6	15:50'31.276
11	38.536	34.366	23.428	20.772	1'57.102	217,6	15:52'28.378
Race Time 21'23.463							

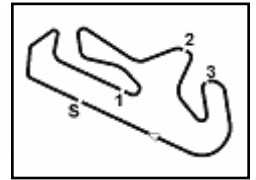
5° 31 E. BARTOLINI [1'55.556]							
Lap	Seg1	Seg2	Seg3	Seg4	Lap Time	km/h	Local Time
1		34.092	<b>22.963</b>	20.643	1'56.066	130,9	15:33'00.981
2	38.372	34.099	23.069	20.559	1'56.099	200,7	15:34'57.080
3	38.016	<b>34.012</b>	23.094	20.544	1'55.666	212,9	15:36'52.746
4	38.432	34.229	23.062	20.372	1'56.095	206,4	15:38'48.841

9° 43 M. GAGGI [1'55.867]							
Lap	Seg1	Seg2	Seg3	Seg4	Lap Time	km/h	Local Time
1		34.681	23.117	20.444	1'58.535	138,6	15:33'03.450
2	37.813	34.736	23.165	20.564	1'56.278	214,6	15:34'59.728
3	37.988	<b>34.316</b>	<b>23.078</b>	20.485	<b>1'55.867</b>	215,0	15:36'55.595
4	37.894	34.451	23.173	20.584	1'56.102	214,2	15:38'51.697
5	38.010	34.419	23.161	<b>20.314</b>	1'55.904	214,6	15:40'47.601
6	38.370	34.643	23.181	20.631	1'56.825	216,3	15:42'44.426
7	38.432	34.362	23.307	20.428	1'56.529	<b>219,8</b>	15:44'40.955
8	38.277	34.564	23.254	20.320	1'56.415	218,5	15:46'37.370
9	<b>37.785</b>	34.853	23.715	20.764	1'57.117	215,9	15:48'34.487
10	38.293	34.601	23.169	20.686	1'56.749	212,5	15:50'31.236

11/08/2024 P = Pits In/Out - C = Lap Time Cancelled

These data/results cannot be reproduced, stored and/or transmitted in whole or in part by any manner of electronic, mechanical, photocopying, recording, broadcasting or otherwise now known or herein after developed without the previous express consent by the copyright owner, except for reproduction in daily press and regular printed publications on sale to the public within 60 days of the event related to those data/results and always provided that copyright symbol appears together as follows below.

© DORNA WSBK ORGANIZATION Srl 2024



Portimao 4.592 m

**Pirelli Portuguese Round, 9-11 August 2024**  
**Chronological Analysis Race 2**

Start at 15:31'04.915

**2 / 4**

11	38.385	34.454	23.234	21.142	1'57.215	214,2	15:52'28.451	3	37.974	34.190	23.265	20.268	1'55.697	<b>220,2</b>	15:36'56.373
								4	37.577	34.994			1'58.994	216,3	15:38'55.367
								5	37.834	34.130	23.001	20.574	1'55.539	206,8	15:40'50.906

Race Time 21'23.536

10° 47 F. SEABRIGHT [1'55.464]							
Lap	Seg1	Seg2	Seg3	Seg4	Lap Time	km/h	Local Time
1		34.869	23.204	20.516	2'00.224	147,2	15:33'05.139
2	37.611	34.655	23.210	<b>20.416</b>	1'55.892	<b>218,9</b>	15:35'01.031
3	38.371	34.536	23.231	20.527	1'56.665	217,2	15:36'57.696
4	<b>37.525</b>	34.401	23.013	21.550	1'56.489	215,9	15:38'54.185
5	38.029	<b>34.121</b>	<b>22.831</b>	20.483	<b>1'55.464</b>	207,2	15:40'49.649
6	37.699	34.952	23.247	20.664	1'56.562	215,9	15:42'46.211
7	37.857	34.189	23.263	20.472	1'55.781	213,7	15:44'41.992
8	37.805	34.890	23.086	20.584	1'56.365	215,4	15:46'38.357
9	38.142	34.339	23.302	20.663	1'56.446	214,2	15:48'34.803
10	38.109	34.816	23.056	20.522	1'56.503	217,6	15:50'31.306
11	38.649	34.507	23.292	20.718	1'57.166	215,4	15:52'28.472

Race Time 21'23.557

11° 77 J. OSUNA SAEZ [1'55.057]							
Lap	Seg1	Seg2	Seg3	Seg4	Lap Time	km/h	Local Time
1		34.555	23.233	20.287	1'59.178	143,7	15:33'04.093
2	38.076	34.458	23.146	20.449	1'56.129	212,9	15:35'00.222
3	38.347	34.484	23.232	20.524	1'56.587	216,7	15:36'56.809
4	37.992	34.341	23.049	20.616	1'55.998	213,7	15:38'52.807
5	37.984	<b>34.095</b>	<b>22.770</b>	<b>20.208</b>	<b>1'55.057</b>	212,1	15:40'47.864
6	<b>37.872</b>	34.503	23.271	20.563	1'56.209	211,6	15:42'44.073
7	38.556	34.435	23.271	20.663	1'56.925	214,6	15:44'40.998
8	38.590	34.271	23.348	20.377	1'56.586	214,6	15:46'37.584
9	38.508	34.315	23.561	20.776	1'57.160	<b>218,0</b>	15:48'34.744
10	38.293	34.557	23.168	20.564	1'56.582	211,2	15:50'31.326
11	38.716	34.289	23.299	20.859	1'57.163	214,6	15:52'28.489

Race Time 21'23.574

12° 8 B. IERACI [1'55.426]							
Lap	Seg1	Seg2	Seg3	Seg4	Lap Time	km/h	Local Time
1		34.492	23.275	20.364	1'59.149	147,4	15:33'04.064
2	37.998	34.422	23.472	20.446	1'56.338	216,7	15:35'00.402
3	38.099	34.285	23.207	<b>20.332</b>	1'55.923	<b>223,9</b>	15:36'56.325
4	37.723	34.484	23.030	20.573	1'55.810	214,2	15:38'52.135
5	<b>37.720</b>	<b>34.193</b>	23.049	20.464	<b>1'55.426</b>	211,6	15:40'47.561
6	37.988	34.572	23.566	20.598	1'56.724	218,0	15:42'44.285
7	38.240	34.440	23.354	20.694	1'56.728	222,0	15:44'41.013
8	38.140	34.433	<b>23.025</b>	20.606	1'56.204	215,9	15:46'37.217
9	38.731	34.353	23.517	20.986	1'57.587	210,8	15:48'34.804
10	38.446	34.725	23.132	20.618	1'56.921	212,5	15:50'31.725
11	38.582	34.299	23.348	20.564	1'56.793	218,5	15:52'28.518

Race Time 21'23.603

13° 50 C. THOMPSON [1'55.485]							
Lap	Seg1	Seg2	Seg3	Seg4	Lap Time	km/h	Local Time
1		34.214	23.082	20.659	1'57.608	129,8	15:33'02.523
2	38.546	34.722	23.677	<b>20.338</b>	1'57.283	206,4	15:34'59.806
3	37.827	34.167	22.891	20.600	<b>1'55.485</b>	215,0	15:36'55.291
4	<b>37.807</b>	34.286	<b>22.773</b>	20.832	1'55.698	214,2	15:38'50.989
5	38.098	34.225	23.116	20.578	1'56.017	207,2	15:40'47.006
6	38.256	34.730	23.155	20.719	1'56.860	209,2	15:42'43.866
7	38.475	<b>34.086</b>	23.248	20.847	1'56.656	<b>216,3</b>	15:44'40.522
8	38.299	34.189	23.326	20.653	1'56.467	212,9	15:46'36.989
9	38.851	34.372	23.424	20.808	1'57.455	212,1	15:48'34.444
10	38.209	35.833	23.286	20.410	1'57.738	214,6	15:50'32.182
11	38.450	34.526	22.973	20.451	1'56.400	212,9	15:52'28.582

Race Time 21'23.667

14° 91 M. VANNUCCI [1'55.114]							
Lap	Seg1	Seg2	Seg3	Seg4	Lap Time	km/h	Local Time
1		34.488	26.189	<b>20.207</b>	1'59.805	126,0	15:33'04.720
2	37.496	34.780	23.303	20.377	1'55.956	217,2	15:35'00.676

11/08/2024 P = Pits In/Out - C = Lap Time Cancelled

These data/results cannot be reproduced, stored and/or transmitted in whole or in part by any manner of electronic, mechanical, photocopying, recording, broadcasting or otherwise now known or herein after developed without the previous express consent by the copyright owner, except for reproduction in daily press and regular printed publications on sale to the public within 60 days of the event related to those data/results and always provided that copyright symbol appears together as follows below.

© DORNA WSBK ORGANIZATION Srl 2024

3	37.974	34.190	23.265	20.268	1'55.697	<b>220,2</b>	15:36'56.373
4	37.577	34.994			1'58.994	216,3	15:38'55.367
5	37.834	34.130	23.001	20.574	1'55.539	206,8	15:40'50.906
6	37.794	34.121	<b>22.856</b>	20.554	1'55.325	206,8	15:42'46.231
7	<b>37.373</b>	34.327	23.165	20.249	<b>1'55.114</b>	210,4	15:44'41.345
8	38.217	34.563	23.362	20.303	1'56.445	216,3	15:46'37.790
9	38.605	<b>34.000</b>	23.539	20.608	1'56.752	218,0	15:48'34.542
10	38.077	34.334	23.240	20.827	1'56.478	215,9	15:50'31.020
11	39.410	34.275	23.545	20.395	1'57.625	211,6	15:52'28.645

Race Time 21'23.730

15° 62 K. FONTAINHA [1'55.759]							
Lap	Seg1	Seg2	Seg3	Seg4	Lap Time	km/h	Local Time
1		34.958	23.529	20.370	2'00.202	145,1	15:33'05.117
2	38.002	34.550	23.144	<b>20.286</b>	1'55.982	216,3	15:35'01.099
3	38.336	34.487	23.155	20.541	1'56.519	<b>221,1</b>	15:36'57.618
4	37.881	34.293	23.072	20.850	1'56.096	212,9	15:38'53.714
5	37.955	34.403	<b>22.950</b>	20.451	<b>1'55.759</b>	213,7	15:40'49.473
6	<b>37.663</b>	35.123	23.163	20.801	1'56.750	215,0	15:42'46.223
7	37.950	<b>34.167</b>	23.325	20.457	1'55.899	214,2	15:44'42.122
8	37.955	34.934	23.279	20.435	1'56.603	216,7	15:46'38.725
9	38.144	35.126	23.168	20.551	1'56.989	215,0	15:48'35.714
10	37.993	35.125	23.405	20.709	1'57.232	211,6	15:50'32.946
11	37.907	34.857	23.537	20.634	1'56.935	210,4	15:52'29.881

Race Time 21'24.966

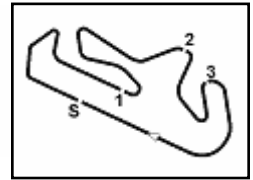
16° 99 H. MAIER [1'55.416]							
Lap	Seg1	Seg2	Seg3	Seg4	Lap Time	km/h	Local Time
1		34.385	23.364	20.494	1'59.157	140,7	15:33'04.072
2	38.241	34.824	23.260	<b>20.362</b>	1'56.687	<b>219,8</b>	15:35'00.759
3	37.701	<b>34.203</b>	22.963	20.549	<b>1'55.416</b>	219,4	15:36'56.175
4	37.830	34.867	<b>22.847</b>	20.430	1'55.974	212,5	15:38'52.149
5	37.800	34.427	23.046	20.370	1'55.643	211,6	15:40'47.792
6	38.025	34.643	23.603	21.127	1'57.398	217,2	15:42'45.190
7	<b>37.691</b>	34.637	23.237	20.436	1'56.001	210,0	15:44'41.191
8	38.251	34.582	23.304	20.418	1'56.555	219,4	15:46'37.746
9	38.270	34.912	23.342	20.557	1'57.081	218,9	15:48'34.827
10	38.628	35.257	23.419	20.988	1'58.292	208,4	15:50'33.119
11	38.175	35.592	24.142	22.476	2'00.385	209,6	15:52'33.504

Race Time 21'28.589

17° 56 G. PRATAMA [1'55.465]							
Lap	Seg1	Seg2	Seg3	Seg4	Lap Time	km/h	Local Time
1		34.423	23.361	20.273	1'58.016	138,0	15:33'02.931
2	38.185	35.026	23.566	20.395	1'57.172	212,9	15:35'00.103
3	38.112	34.229	23.424	20.374	1'56.139	<b>213,7</b>	15:36'56.242
4	39.561	<b>34.146</b>	23.143	20.579	1'57.429	212,9	15:38'53.671
5	37.697	34.359	<b>23.068</b>	20.341	<b>1'55.465</b>	212,5	15:40'49.136
6	<b>37.618</b>	34.427	23.313	20.636	1'55.994	211,6	15:42'45.130
7	38.341	34.637	23.306	20.292	1'56.576	210,8	15:44'41.706
8	38.279	34.811	23.375	20.409	1'56.874	211,2	15:46'38.580
9	37.981	34.470	23.477	20.320	1'56.248	211,6	15:48'34.828
10	38.428	34.860	23.232	20.414	1'56.934	211,6	15:50'31.762
11	38.834	34.376	23.437	<b>20.266</b>	1'56.913	212,5	15:52'28.675

Race Time 21'23.760 + 5.000Pen

18° 9 E. ERCOLANI [1'55.570]							
Lap	Seg1	Seg2	Seg3	Seg4	Lap Time	km/h	Local Time
1		34.442	23.136	20.357	1'58.612	136,1	15:33'03.527
2	38.375	34.857	23.330	20.372	1'56.934	217,2	15:35'00.461
3	38.885	34.396	23.009	20.552	1'56.842	<b>222,5</b>	15:36'57.303
4	<b>37.796</b>	<b>34.233</b>	23.248	20.447	1'55.724	213,7	15:38'53.027
5	37.986	34.332	<b>22.846</b>	20.406	<b>1'55.570</b>	214,6	15:40'48.597
6	38.267	34.946	23.007	20.520	1'56.740	212,1	15:42'45.337
7	37.999	34.430	23.485	<b>20.258</b>	1'56.172	215,4	15:44'41.509
8	38						



Portimao 4.592 m

**Pirelli Portuguese Round, 9-11 August 2024**  
**Chronological Analysis Race 2**

Start at 15:31'04.915

**3 / 4**

9	38.134	34.934	23.194	20.386	1'56.648	212,1	15:48'35.129
10	38.533	34.973	23.224	20.398	1'57.128	219,8	15:50'32.257
11	38.466	34.719	23.108	20.338	1'56.631	220,2	15:52'28.888

Race Time 21'23.973 + 5.000Pen

19° 79 T. ALONSO [1'55.565]							
Lap	Seg.1	Seg.2	Seg.3	Seg.4	Lap Time	km/h	Local Time
1		34.506	23.206	20.554	1'59.729	147,4	15:33'04.644
2	37.810	34.797	23.261	<b>20.274</b>	1'56.142	217,2	15:35'00.786
3	38.182	34.392	23.099	20.354	1'56.027	<b>220,7</b>	15:36'56.813
4	37.666	34.480	23.404	20.604	1'56.154	216,3	15:38'52.967
5	37.804	<b>34.290</b>	<b>22.941</b>	20.530	<b>1'55.565</b>	215,0	15:40'48.532
6	<b>37.616</b>	34.552	23.693	23.576	1'59.437	214,6	15:42'47.969
7	38.192	34.627	23.087	21.039	1'56.945	207,6	15:44'44.914
8	38.433	34.584	23.285	21.135	1'57.437	205,2	15:46'42.351
9	38.696	34.768	23.254	21.176	1'57.894	204,5	15:48'40.245
10	38.622	34.757	23.257	20.886	1'57.522	202,5	15:50'37.767
11	38.562	34.666	23.320	21.262	1'57.810	204,8	15:52'35.577

Race Time 21'30.662

20° 55 U. CALATAYUD [1'56.762]							
Lap	Seg.1	Seg.2	Seg.3	Seg.4	Lap Time	km/h	Local Time
1		35.012	23.160	<b>20.452</b>	1'59.758	135,5	15:33'04.673
2	38.205	<b>34.657</b>	23.436	20.464	<b>1'56.762</b>	<b>214,2</b>	15:35'01.435
3	38.193	34.856	23.052	20.802	1'56.903	213,7	15:36'58.338
4	<b>38.051</b>	34.809	23.108	21.112	1'57.080	208,8	15:38'55.418
5	38.072	34.760	23.052	21.110	1'56.994	206,0	15:40'52.412
6	38.852	35.037	23.279	21.196	1'58.364	202,9	15:42'50.776
7	38.528	35.291	23.134	21.370	1'58.323	202,5	15:44'49.099
8	38.499	35.293	23.096	21.287	1'58.175	202,2	15:46'47.274
9	38.476	35.180	23.183	21.164	1'58.003	201,4	15:48'45.277
10	38.601	35.258	23.074	21.159	1'58.092	200,7	15:50'43.369
11	38.482	35.025	<b>23.007</b>	21.333	1'57.847	202,2	15:52'41.216

Race Time 21'36.301

21° 23 S. DI SORA [1'57.172]							
Lap	Seg.1	Seg.2	Seg.3	Seg.4	Lap Time	km/h	Local Time
1		34.932	23.844	20.805	2'01.362	145,1	15:33'06.277
2	38.318	<b>34.549</b>	23.366	21.137	1'57.370	210,8	15:35'03.647
3	38.593	34.758	23.525	20.899	1'57.775	<b>211,2</b>	15:37'01.422
4	39.516	34.896	23.779	20.957	1'59.148	198,8	15:39'00.570
5	39.117	34.907	23.509	<b>20.612</b>	1'58.145	208,0	15:40'58.715
6	<b>38.302</b>	34.750	23.116	21.055	1'57.223	206,4	15:42'55.938
7	38.585	34.659	23.064	21.096	1'57.404	200,3	15:44'53.342
8	39.283	34.679	23.023	21.112	1'58.097	201,0	15:46'51.439
9	38.681	34.599	23.079	21.064	1'57.423	199,6	15:48'48.862
10	38.607	34.578	<b>22.903</b>	21.084	<b>1'57.172</b>	198,5	15:50'46.034
11	38.450	34.591	23.036	21.281	1'57.358	201,4	15:52'43.392

Race Time 21'38.477

22° 66 P. TONN [1'55.593]							
Lap	Seg.1	Seg.2	Seg.3	Seg.4	Lap Time	km/h	Local Time
1		34.510	23.181	20.511	1'59.061	147,2	15:33'03.976
2	<b>37.629</b>	34.667	23.319	20.587	1'56.202	219,4	15:35'00.178
3	37.840	<b>34.192</b>	23.087	20.474	<b>1'55.593</b>	<b>222,0</b>	15:36'55.771
4	37.786	34.311	23.090	20.696	1'55.883	219,4	15:38'51.654
5	37.948	34.340	<b>22.967</b>	<b>20.361</b>	1'55.616	216,3	15:40'47.270
6	37.805	34.806	23.391	20.638	1'56.640	214,2	15:42'43.910
7	38.060	34.345	23.220	20.977	1'56.602	215,4	15:44'40.512
8	38.416	34.202	22.990	20.873	1'56.481	213,7	15:46'36.993
9	38.593	52.140	23.088	20.820	2'14.641	211,6	15:48'51.634
10	38.279	34.686	23.004	20.436	1'56.405	199,9	15:50'48.039
11	37.956	34.304	23.101	21.061	1'56.422	219,4	15:52'44.461

Race Time 21'39.546

23° 17 R. BIJMAN [1'57.169]							
Lap	Seg.1	Seg.2	Seg.3	Seg.4	Lap Time	km/h	Local Time

11/08/2024 P = Pits In/Out - C = Lap Time Cancelled

These data/results cannot be reproduced, stored and/or transmitted in whole or in part by any manner of electronic, mechanical, photocopying, recording, broadcasting or otherwise now known or herein after developed without the previous express consent by the copyright owner, except for reproduction in daily press and regular printed publications on sale to the public within 60 days of the event related to those data/results and always provided that copyright symbol appears together as follows below.

© DORNA WSBK ORGANIZATION Srl 2024

1		34.870	23.867	<b>20.709</b>	2'01.153	150,9	15:33'06.068
2	<b>37.994</b>	34.690	23.486	21.139	1'57.309	209,2	15:35'03.377
3	38.553	34.811	23.612	21.176	1'58.152	203,7	15:37'01.529
4	38.475	35.038	23.712	21.338	1'58.563	201,8	15:39'00.092
5	38.704	35.287	23.515	21.000	1'58.506	199,6	15:40'58.598
6	38.726	34.783	23.319	20.997	1'57.825	201,0	15:42'56.423
7	38.463	<b>34.554</b>	23.313	20.959	1'57.289	207,2	15:44'53.712
8	39.204	35.032	23.326	20.842	1'58.404	205,6	15:46'52.116
9	38.270	34.773	<b>23.107</b>	21.019	<b>1'57.169</b>	<b>212,9</b>	15:48'49.285
10	38.499	34.722	23.470	21.336	1'58.027	203,7	15:50'47.312
11	38.259	34.727	23.391	20.941	1'57.318	210,0	15:52'44.630

Race Time 21'39.715

24° 85 K. SABATUCCI [1'56.958]							
Lap	Seg.1	Seg.2	Seg.3	Seg.4	Lap Time	km/h	Local Time
1		35.013	23.773	<b>20.782</b>	2'01.648	148,0	15:33'06.563
2	<b>37.933</b>	<b>34.426</b>	23.498	21.101	<b>1'56.958</b>	<b>220,2</b>	15:35'03.521
3	38.253	34.802	23.583	21.303	1'57.941	210,0	15:37'01.462
4	39.020	35.030	23.815	21.012	1'58.877	201,0	15:39'00.339
5	38.584	34.958	23.588	21.070	1'58.200	207,6	15:40'58.539
6	39.062	34.871	23.170	20.946	1'58.049	199,9	15:42'56.588
7	38.215	34.558	23.268	21.060	1'57.101	212,5	15:44'53.689
8	39.541	34.912	23.318	20.848	1'58.619	204,5	15:46'52.308
9	38.523	34.624	<b>23.080</b>	20.951	1'57.178	218,5	15:48'49.486
10	38.189	34.691	23.544	21.699	1'58.123	208,8	15:50'47.609
11	38.232	34.607	23.393	21.071	1'57.303	210,8	15:52'44.912

Race Time 21'39.997

25° 41 R. TRAGNI [1'56.773]							
Lap	Seg.1	Seg.2	Seg.3	Seg.4	Lap Time	km/h	Local Time
1		34.916	23.823	20.867	2'01.148	145,8	15:33'06.063
2	38.895	<b>34.375</b>	23.397	21.038	1'57.705	207,2	15:35'03.768
3	38.412	34.676	23.887	20.769	1'57.744	213,7	15:37'01.512
4	39.112	34.968	24.381	20.772	1'59.233	201,4	15:39'00.745
5	39.209	35.332	23.451	20.599	1'58.591	212,1	15:40'59.336
6	38.769	34.987	23.723	20.631	1'58.110	<b>216,7</b>	15:42'57.446
7	<b>38.137</b>	34.639	23.366	20.631	<b>1'56.773</b>	<b>211,2</b>	15:44'54.219
8	38.870	35.186	23.330	20.733	1'58.119	214,6	15:46'52.338
9	39.000	34.878	23.453	20.741	1'58.072	213,7	15:48'50.410
10	38.268	35.604	<b>23.145</b>	<b>20.541</b>	1'57.558	208,4	15:50'47.968
11	38.216	34.565	23.397	20.783	1'56.961	215,0	15:52'44.929

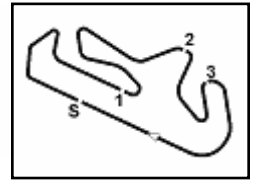
Race Time 21'40.014

26° 71 I. BOLANO HERNANDEZ [1'56.872]							
Lap	Seg.1	Seg.2	Seg.3	Seg.4	Lap Time	km/h	Local Time
1		35.381	23.702	20.818	2'01.799	152,0	15:33'06.714
2	39.148	35.054	23.428	20.773	1'58.403	207,2	15:35'05.117
3	38.520	<b>34.502</b>	23.282	20.568	<b>1'56.872</b>	<b>212,5</b>	15:37'01.989
4	38.825	34.912	24.035	20.828	1'58.600	212,5	15:39'00.589
5	39.202	34.923	23.639	20.636	1'58.400	212,5	15:40'58.989
6	38.995	34.949	23.353	20.566	1'57.863	210,4	15:42'56.852
7	38.572	34.685	23.648	20.740	1'57.645	206,4	15:44'54.497
8	39.032	34.970	23.445	20.671	1'58.118	<b>215,4</b>	15:46'52.615
9	38.871	34.923	23.562	20.676	1'58.032	213,3	15:48'50.647
10	38.609	34.673	<b>23.211</b>	<b>20.525</b>	1'57.018	210,4	15:50'47.665
11	<b>38.420</b>	34.504	23.410	20.980	1'57.314	208,8	15:52'44.979

Race Time 21'40.064

27° 80 G. MANSO [1'57.105]							
Lap	Seg.1	Seg.2	Seg.3	Seg.4	Lap Time	km/h	Local Time
1		35.140	23.773	20.801	2'01.502	143,5	15:33'06.417
2	38.733	34.884	23.577	20.665	1'57.859	<b>214,6</b>	15:35'04.276
3	<b>38.125</b>	34.726	23.782	<b>20.644</b>	1'57.277	209,6	15:37'01.553
4	38.755	34.996	24.153	20.909	1'58.813	207,2	15:39'00.366
5	38.322	35.114	23.447	21.274	1'58.157	207,6	15:40'58.523
6	39.160	35.094	23.303	20.666	1'58.223	201,0	15:42'56.746





Portimao 4.592 m

4 / 4

**Pirelli Portuguese Round, 9-11 August 2024**  
**Chronological Analysis Race 2**

Start at 15:31'04.915

7	38.434	34.709	23.306	20.704	1'57.153	213,7	15:44'53.899
8	38.926	34.816	<b>23.097</b>	21.081	1'57.920	209,2	15:46'51.819
9	39.286	34.850	23.863	20.690	1'58.689	205,6	15:48'50.508
10	38.247	34.987	23.227	<b>20.644</b>	<b>1'57.105</b>	210,8	15:50'47.613
11	38.846	<b>34.552</b>	23.574	20.783	1'57.755	206,4	15:52'45.368

Race Time 21'40.453

28° 29 G. ZANNINI [1'57.181]							
Lap	Seg.1	Seg.2	Seg.3	Seg.4	Lap Time	km/h	Local Time
1		35.163	23.720	20.711	2'01.844	150,9	15:33'06.759
2	38.304	34.912	23.483	20.786	1'57.485	<b>216,3</b>	15:35'04.244
3	38.584	<b>34.490</b>	23.783	<b>20.675</b>	1'57.532	210,0	15:37'01.776
4	<b>38.178</b>	34.884	24.151	21.074	1'58.287	212,9	15:39'00.063
5	39.073	35.200	23.464	20.851	1'58.588	203,3	15:40'58.651
6	38.710	35.263	23.220	20.781	1'57.974	204,5	15:42'56.625
7	38.397	34.551	23.456	20.777	<b>1'57.181</b>	211,2	15:44'53.806
8	38.862	35.029	23.343	20.905	1'58.139	212,1	15:46'51.945
9	39.036	34.819	<b>23.137</b>	20.781	1'57.773	209,6	15:48'49.718
10	38.193	34.808	23.329	21.196	1'57.526	211,2	15:50'47.244
11	38.780	34.747	23.563	21.041	1'58.131	204,1	15:52'45.375

Race Time 21'40.460

29° 11 F. NOVOTNY [1'57.138]							
Lap	Seg.1	Seg.2	Seg.3	Seg.4	Lap Time	km/h	Local Time
1		35.476	23.584	20.742	2'02.344	151,6	15:33'07.259
2	38.519	35.297	23.359	20.792	1'57.967	214,2	15:35'05.226
3	38.635	34.700	<b>23.235</b>	20.997	1'57.567	211,2	15:37'02.793
4	<b>38.193</b>	35.004	24.003	20.675	1'57.875	209,6	15:39'00.668
5	38.806	35.415	23.671	<b>20.664</b>	1'58.556	214,2	15:40'59.224
6	38.733	35.278	23.429	20.809	1'58.249	216,3	15:42'57.473
7	38.301	34.778	23.389	20.679	1'57.147	214,6	15:44'54.620
8	38.868	34.860	23.386	20.746	1'57.860	215,4	15:46'52.480
9	38.770	34.836	23.275	20.786	1'57.667	<b>217,6</b>	15:48'50.147
10	39.213	35.109	23.313	20.787	1'58.422	207,2	15:50'48.569
11	38.288	<b>34.564</b>	23.438	20.848	<b>1'57.138</b>	211,6	15:52'45.707

Race Time 21'40.792

30° 25 M. MARTELLA [1'57.522]							
Lap	Seg.1	Seg.2	Seg.3	Seg.4	Lap Time	km/h	Local Time
1		35.470	23.463	20.762	2'02.158	151,3	15:33'07.073
2	38.659	<b>34.672</b>	23.673	20.899	1'57.903	207,6	15:35'04.976
3	38.831	34.699	23.458	20.866	1'57.854	211,6	15:37'02.830
4	38.743	34.829	23.824	20.921	1'58.317	209,2	15:39'01.147
5	39.201	35.133	23.463	20.797	1'58.594	212,5	15:40'59.741
6	38.720	34.992	23.560	<b>20.646</b>	1'57.918	<b>212,9</b>	15:42'57.659
7	<b>38.362</b>	35.366	23.372	21.086	1'58.186	203,7	15:44'55.845
8	38.571	34.727	<b>23.278</b>	20.946	<b>1'57.522</b>	206,8	15:46'53.367
9	38.623	34.836	23.375	20.789	1'57.623	207,2	15:48'50.990
10	38.376	35.551	23.477	21.154	1'58.558	210,4	15:50'49.548
11	38.639	35.001	23.616	21.411	1'58.667	206,4	15:52'48.215

Race Time 21'43.300

31° 27 C. CLARK [1'57.308]							
Lap	Seg.1	Seg.2	Seg.3	Seg.4	Lap Time	km/h	Local Time
1		35.354	23.457	20.689	2'01.947	153,1	15:33'06.862
2	38.527	<b>34.845</b>	23.510	<b>20.626</b>	1'57.508	<b>214,2</b>	15:35'04.370
3	<b>38.074</b>	34.854	23.724	20.656	<b>1'57.308</b>	213,7	15:37'01.678
4	38.403	35.023	23.296	21.716	1'58.438	208,4	15:39'00.116
5	39.180	35.221	23.412	20.761	1'58.574	206,4	15:40'58.690
6	38.767	41.147	23.229	21.264	2'04.407	204,1	15:43'03.097
7	40.890	35.097	<b>23.144</b>	21.408	2'00.539	200,7	15:45'03.636
8	38.891	35.137	23.397	21.509	1'58.934	200,3	15:47'02.570
9	39.173	35.225	23.470	21.729	1'59.597	198,5	15:49'02.167
10	39.226	40.919	23.429	21.564	2'05.138	194,9	15:51'07.305
11	39.215	35.067	23.502	21.621	1'59.405	196,3	15:53'06.710

Race Time 22'01.795

11/08/2024 P = Pits In/Out - C = Lap Time Cancelled

These data/results cannot be reproduced, stored and/or transmitted in whole or in part by any manner of electronic, mechanical, photocopying, recording, broadcasting or otherwise now known or herein after developed without the previous express consent by the copyright owner, except for reproduction in daily press and regular printed publications on sale to the public within 60 days of the event related to those data/results and always provided that copyright symbol appears together as follows below.

© DORNA WSBK ORGANIZATION Srl 2024