

Portimao 4.592 m

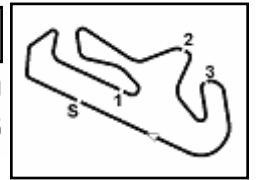
Pirelli Portuguese Round, 9-11 August 2024
Biographical Entry List

No.	Rider (Abbreviation)	Nat	Bike	Wins 2024	Podiums 2024	Pole 2024	Races 2024	Tyres
	Age Date of Birth Place of Birth		Team					
1	1 BUIS Jeffrey (Bui) 22 27/12/2001 Meppel	NED	KTM RC 390 R Freudenberg KTM-PALIGO Racing	12 1	22 2	2 2	61 6	Pirelli
2	7 VENEMAN Loris (Ven) 17 10/09/2006 Dalfsen	NED	Kawasaki Ninja 400 MTM Kawasaki	3 2	5 3	1 1	24 8	Pirelli
3	8 IERACI Bruno (Ier) 23 14/08/2000 Giulianova	ITA	Kawasaki Ninja 400 Team ProDina Kawasaki	2	4 1		60 8	Pirelli
4	9 ERCOLANI Emiliano (Erc) 19 16/02/2005 Pesaro	ITA	Yamaha YZF-R3 Yamaha Motoxrcing WorldSSP300 Team				7 7	Pirelli
5	11 NOVOTNY Filip (Nov) 16 11/09/2007 Brno	CZE	Kawasaki Ninja 400 Accolade Smrz Racing BGR				8 8	Pirelli
6	17 BIJMAN Ruben (Bij) 20 27/09/2003 Lopik	NED	Kawasaki Ninja 400 Team Flembbo-PL Performances				53 8	Pirelli
7	22 GARCIA Marc (Gar) 24 01/11/1999 Barbera Del Valles	ESP	Kove 321 RR-S KOVE Racing Team	7	15 1	2	68 8	Pirelli
8	23 DI SORA Samuel (Dis) 23 08/05/2001 Bayonne	FRA	Yamaha YZF-R3 ARCO SASH MotoR University Team	2	14 1		73 8	Pirelli
9	25 MARTELLA Mattia (Mar) 19 25/02/2005 Alatri - Frosinone	ITA	Kawasaki Ninja 400 Kawasaki GP Project				26 8	Pirelli
10	26 GENNAI Mirko (Gen) 21 07/03/2003 Firenze	ITA	Kawasaki Ninja 400 MTM Kawasaki	4	11 1		68 8	Pirelli
11	27 CLARK Christopher (Cla) 17 15/11/2006 Arlington	USA	Kawasaki Ninja 400 Accolade Smrz Racing BGR				12 8	Pirelli
12	29 ZANNINI Giacomo (Zan) 25 03/08/1999 Comacchio	ITA	Kawasaki Ninja 400 Team ProDina Kawasaki				8 8	Pirelli
13	31 BARTOLINI Elia (Bar) 21 31/07/2003 Cesena	ITA	Yamaha YZF-R3 Yamaha Motoxrcing WorldSSP300 Team				8 8	Pirelli
14	38 SALVADOR David (Sal) 21 27/06/2003 Madrid	ESP	Yamaha YZF-R3 MS Racing				8 8	Pirelli
15	41 TRAGNI Raffaele (Tra) 22 28/05/2002 Altamura (Ba)	ITA	Yamaha YZF-R3 Pata Yamaha AG Motorsport Italia				24 8	Pirelli
16	43 GAGGI Marco (Gag) 20 25/12/2003 Fano	ITA	Yamaha YZF-R3 Team BrCorse		3		54 8	Pirelli
17	47 SEABRIGHT Fenton (Sea) 22 14/06/2002 Chelmsford	GBR	Kawasaki Ninja 400 Kawasaki GP Project			1 1	40 8	Pirelli
18	48 GARCIA GONZALEZ Julio (Gaj) 18 10/07/2006 Malaga	ESP	Kove 321 RR-S KOVE Racing Team		2 1	1 1	25 7	Pirelli
19	50 THOMPSON Carter (Tho) 16 29/11/2007 New Lombton Heights	AUS	Kawasaki Ninja 400 Fusport-RT Motorsport by SKM-Kawasaki		1 1		2 2	Pirelli
20	55 CALATAYUD Unai (Cal) 20 31/01/2004 Bicorp	ESP	Yamaha YZF-R3 ARCO SASH MotoR University Team		1 1		18 8	Pirelli
21	56 PRATAMA Galang Hendra (Pra) 25 10/03/1999 Yogyakarta	INA	Yamaha YZF-R3 ProGP NitiRacing	2	2	3	39 8	Pirelli
22	57 MAHENDRA Aldi Satya (Mah) 18 27/06/2006 Yogyakarta Bantul	INA	Yamaha YZF-R3 Team BrCorse	2 1	5 4		12 8	Pirelli
23	58 IGLESIAS BRAVO Inigo (Igl) 22 09/04/2002 Errenteria	ESP	Kawasaki Ninja 400 Fusport-RT Motorsport by SKM-Kawasaki	2 2	9 5	1	50 8	Pirelli
24*	61 BORGES Dinis (Bor) 19 16/03/2005 Sintra	POR	Kawasaki Ninja 400 Speed Master Racing Team				8	Pirelli
25	62 FONTAINHA Kevin (Fon) 18 26/07/2006 Brazil	BRA	Yamaha YZF-R3 Yamaha AD78 FIM LA by MS Racing				11 7	Pirelli
26	66 TONN Phillip (Ton) 18 22/08/2005 Werdau	GER	KTM RC 390 R Freudenberg KTM-PALIGO Racing				10 8	Pirelli
27	71 BOLANO HERNANDEZ Ivan (Bol) 18 05/04/2006 Badajoz	ESP	Kawasaki Ninja 400 DEZA-BOX 77 Racing Team				8 6	Pirelli
28	77 OSUNA SAEZ Jose Manuel (Osu) 17 06/02/2007 Écija	ESP	Kawasaki Ninja 400 DEZA-BOX 77 Racing Team		1		23 8	Pirelli
29*	79 ALONSO Tomas (Alo) 21 07/09/2002 Loures	POR	Kawasaki Ninja 400 Pons Motorsport Italika Racing				19	Pirelli
30	80 MANSO Gustavo (Man) 19 19/11/2004 Brazil	BRA	Yamaha YZF-R3 Yamaha AD78 FIM LA by MS Racing				8 8	Pirelli
31	85 SABATUCCI Kevin (Sab) 25 07/04/1999 Ascoli Piceno	ITA	Kawasaki Ninja 400 Team Flembbo-PL Performances	1	3	1	75 5	Pirelli
32	88 MOGEDA Daniel (Mog) 19 03/06/2005 Castelldefels	ESP	Kawasaki Ninja 400 Team#109 Retro Traffic Kawasaki	2 2	4 2	1 1	45 5	Pirelli
33	91 VANNUCCI Matteo (Van) 21 19/05/2003 Bagno a Ripoli	ITA	Yamaha YZF-R3 Pata Yamaha AG Motorsport Italia	3	8	3	37 6	Pirelli
34	99 MAIER Humberto (Mai) 18 28/10/2005 Osasco	BRA	Yamaha YZF-R3 MS Racing		4	1	34 2	Pirelli

09/08/2024

* = Wild Card

** = One Event



Pirelli Portuguese Round, 9-11 August 2024
Results Free Practice

No.	Rider	Nat	Team	Bike	Time	Gap	Rel.	Laps	Speed	
									Avg	Max
1	7 L. VENEMAN	NED	MTM Kawasaki	Kawasaki Ninja 400	1'55.106			11	143,617	221,1
2	91 M. VANNUCCI	ITA	Pata Yamaha AG Motorsport Italia	Yamaha YZF-R3	1'55.564	0.458	0.458	11	143,048	222,0
3	56 G. PRATAMA	INA	ProGP NitiRacing	Yamaha YZF-R3	1'55.745	0.639	0.181	9	142,824	215,0
4	22 M. GARCIA	ESP	KOVE Racing Team	Kove 321 RR-S	1'55.948	0.842	0.203	9	142,574	212,5
5	50 C. THOMPSON	AUS	Fusport-RT Motorsport by SKM-Kawasaki	Kawasaki Ninja 400	1'56.054	0.948	0.106	11	142,444	210,8
6	58 I. IGLESIAS BRAVO	ESP	Fusport-RT Motorsport by SKM-Kawasaki	Kawasaki Ninja 400	1'56.095	0.989	0.041	10	142,394	212,5
7	77 J. OSUNA SAEZ	ESP	DEZA-BOX 77 Racing Team	Kawasaki Ninja 400	1'56.248	1.142	0.153	9	142,206	215,0
8	48 J. GARCIA GONZALEZ	ESP	KOVE Racing Team	Kove 321 RR-S	1'56.296	1.190	0.048	8	142,148	216,7
9	99 H. MAIER	BRA	MS Racing	Yamaha YZF-R3	1'56.330	1.224	0.034	12	142,106	213,7
10	26 M. GENNAI	ITA	MTM Kawasaki	Kawasaki Ninja 400	1'56.332	1.226	0.002	10	142,104	216,3
11	8 B. IERACI	ITA	Team ProDina Kawasaki	Kawasaki Ninja 400	1'56.395	1.289	0.063	10	142,027	216,7
12	47 F. SEABRIGHT	GBR	Kawasaki GP Project	Kawasaki Ninja 400	1'56.518	1.412	0.123	9	141,877	216,3
13	9 E. ERCOLANI	ITA	Yamaha Motoxrcing WorldSSP300 Team	Yamaha YZF-R3	1'56.521	1.415	0.003	11	141,873	212,1
14	57 A. MAHENDRA	INA	Team BrCorse	Yamaha YZF-R3	1'56.591	1.485	0.070	9	141,788	214,2
15	55 U. CALATAYUD	ESP	ARCO SASH MotoR University Team	Yamaha YZF-R3	1'56.738	1.632	0.147	8	141,609	211,2
16	79 T. ALONSO	POR	Pons Motorsport Italika Racing	Kawasaki Ninja 400	1'56.847	1.741	0.109	9	141,477	208,4
17	31 E. BARTOLINI	ITA	Yamaha Motoxrcing WorldSSP300 Team	Yamaha YZF-R3	1'56.992	1.886	0.145	10	141,302	218,9
18	43 M. GAGGI	ITA	Team BrCorse	Yamaha YZF-R3	1'57.016	1.910	0.024	8	141,273	213,3
19	17 R. BIJMAN	NED	Team Flembbo-PL Performances	Kawasaki Ninja 400	1'57.020	1.914	0.004	9	141,268	210,0
20	1 J. BUJIS	NED	Freudenberg KTM-PALIGO Racing	KTM RC 390 R	1'57.075	1.969	0.055	10	141,202	215,0
21	38 D. SALVADOR	ESP	MS Racing	Yamaha YZF-R3	1'57.107	2.001	0.032	9	141,163	212,1
22	23 S. DI SORA	FRA	ARCO SASH MotoR University Team	Yamaha YZF-R3	1'57.165	2.059	0.058	9	141,093	210,8
23	62 K. FONTAINHA	BRA	Yamaha AD78 FIM LA by MS Racing	Yamaha YZF-R3	1'57.250	2.144	0.085	12	140,991	217,2
24	85 K. SABATUCCI	ITA	Team Flembbo-PL Performances	Kawasaki Ninja 400	1'57.442	2.336	0.192	10	140,761	215,0
25	29 G. ZANNINI	ITA	Team ProDina Kawasaki	Kawasaki Ninja 400	1'57.551	2.445	0.109	12	140,630	213,7
26	61 D. BORGES	POR	Speed Master Racing Team	Kawasaki Ninja 400	1'57.573	2.467	0.022	11	140,604	203,3
27	88 D. MOGEDA	ESP	Team#109 Retro Traffic Kawasaki	Kawasaki Ninja 400	1'57.586	2.480	0.013	7	140,588	207,2
28	66 P. TONN	GER	Freudenberg KTM-PALIGO Racing	KTM RC 390 R	1'57.628	2.522	0.042	9	140,538	211,6
29	71 I. BOLANO HERNANDEZ	ESP	DEZA-BOX 77 Racing Team	Kawasaki Ninja 400	1'57.788	2.682	0.160	8	140,347	212,5
30	25 M. MARTELLA	ITA	Kawasaki GP Project	Kawasaki Ninja 400	1'57.875	2.769	0.087	8	140,243	213,7
31	80 G. MANSO	BRA	Yamaha AD78 FIM LA by MS Racing	Yamaha YZF-R3	1'58.112	3.006	0.237	10	139,962	210,0
32	27 C. CLARK	USA	Accolade Smrz Racing BGR	Kawasaki Ninja 400	1'58.184	3.078	0.072	12	139,877	212,5
33	41 R. TRAGNI	ITA	Pata Yamaha AG Motorsport Italia	Yamaha YZF-R3	1'58.465	3.359	0.281	10	139,545	214,6
34	11 F. NOVOTNY	CZE	Accolade Smrz Racing BGR	Kawasaki Ninja 400	1'59.774	4.668	1.309	12	138,020	208,8

Qualifying Lap Time (105% of 1'55.106): 2'00.862

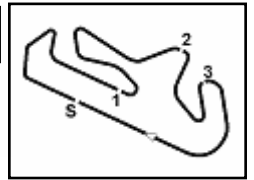
AIR	Humidity:	39%	Temp:	32°C
TRACK	Condition:	Dry	Temp:	36°C

Records	Pole	(SP)	2023 J.Perez Gonzalez	1'54.428	144,470	Km/h
	Race	(RC2)	2023 D.Geiger	1'55.113	143,610	Km/h
	All Times	(SP)	2023 J.Perez Gonzalez	1'54.428	144,470	Km/h

Start 09/08/2024 11:40 End 12:09 The results are provisional until the end of the time limit for protests and appeals and the completion of the technical checks.

These data/results cannot be reproduced, stored and/or transmitted in whole or in part by any manner of electronic, mechanical, photocopying, recording, broadcasting or otherwise now known or herein after developed without the previous express consent by the copyright owner, except for reproduction in daily press and regular printed publications on sale to the public within 60 days of the event related to those data/results and always provided that copyright symbol appears together as follows below.

© DORNA WSBK ORGANIZATION Srl 2024



Pirelli Portuguese Round, 9-11 August 2024
Results Free Practice

Session Highlights

Local Time	No. Rider	Description
11.40.00		Start of Session
11.40.14		WorldSSP300 Pit Intervention Time: 1min 50secs
11.44.46	48 J. GARCIA GONZALEZ	#48 Racelink GPS doesnt work - It must be fixed before next run
11.44.46	55 U. CALATAYUD	#55 Racelink GPS doesnt work - It must be fixed before next run
11.51.51	55 U. CALATAYUD	#55 On the Gravel - Turn 8
11.52.00	55 U. CALATAYUD	#55 Rejoined
11.56.00	91 M. VANNUCCI	#91 On Asphalt - Rejoined - Turn 5
11.56.01	99 H. MAIER	#99 On Asphalt - Rejoined - Turn 5
11.58.14	17 R. BIJMAN	#17 On Asphalt - Rejoined - Turn 5
12.01.35	26 M. GENNAI	#26 On Asphalt - Rejoined - Turn 5
12.02.52	79 T. ALONSO	#79 Lap Time Cancelled [7'37.963] - Exceeded Track Limits - Turn
12.03.51	91 M. VANNUCCI	#91 On Asphalt - Rejoined - Turn 5
12.09.26		End of Session

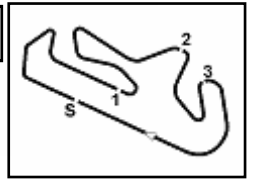
Fastest Laps Sequence

No.	Rider	Nat	Team	Bike	Local Time	Time	Gap	Avg
31	E. BARTOLINI	ITA	Yamaha Motoxrcing WorldSSP300 Team	Yamaha YZF-R3	11:44'37.399	1'57.876		140,242
91	M. VANNUCCI	ITA	Pata Yamaha AG Motorsport Italia	Yamaha YZF-R3	11:44'47.423	1'57.429	-0.447	140,776
91	M. VANNUCCI	ITA	Pata Yamaha AG Motorsport Italia	Yamaha YZF-R3	11:46'43.925	1'56.502	-0.927	141,896
91	M. VANNUCCI	ITA	Pata Yamaha AG Motorsport Italia	Yamaha YZF-R3	11:48'40.000	1'56.075	-0.427	142,418
56	G. PRATAMA	INA	ProGP NitiRacing	Yamaha YZF-R3	11:48'41.797	1'55.779	-0.296	142,782
7	L. VENEMAN	NED	MTM Kawasaki	Kawasaki Ninja 400	12:00'45.966	1'55.106	-0.673	143,617

Start 09/08/2024 11:40 End 12:09 The results are provisional until the end of the time limit for protests and appeals and the completion of the technical checks.

These data/results cannot be reproduced, stored and/or transmitted in whole or in part by any manner of electronic, mechanical, photocopying, recording, broadcasting or otherwise now known or herein after developed without the previous express consent by the copyright owner, except for reproduction in daily press and regular printed publications on sale to the public within 60 days of the event related to those data/results and always provided that copyright symbol appears together as follows below.

© DORNA WSBK ORGANIZATION Srl 2024



Portimao 4.592 m

Pirelli Portuguese Round, 9-11 August 2024
Best Sectors & Speed Free Practice

BEST LAP			
1	7	L. VENEMAN	Kawasaki Ninja 400 1'55.106
2	91	M. VANNUCCI	Yamaha YZF-R3 1'55.564
3	56	G. PRATAMA	Yamaha YZF-R3 1'55.745
4	22	M. GARCIA	Kove 321 RR-S 1'55.948
5	50	C. THOMPSON	Kawasaki Ninja 400 1'56.054
6	58	I. IGLESIAS BRAVO	Kawasaki Ninja 400 1'56.095
7	77	J. OSUNA SAEZ	Kawasaki Ninja 400 1'56.248
8	48	J. GARCIA GONZALEZ	Kove 321 RR-S 1'56.296
9	99	H. MAIER	Yamaha YZF-R3 1'56.330
10	26	M. GENNAI	Kawasaki Ninja 400 1'56.332
11	8	B. IERACI	Kawasaki Ninja 400 1'56.395
12	47	F. SEABRIGHT	Kawasaki Ninja 400 1'56.518
13	9	E. ERCOLANI	Yamaha YZF-R3 1'56.521
14	57	A. MAHENDRA	Yamaha YZF-R3 1'56.591
15	55	U. CALATAYUD	Yamaha YZF-R3 1'56.738
16	79	T. ALONSO	Kawasaki Ninja 400 1'56.847
17	31	E. BARTOLINI	Yamaha YZF-R3 1'56.992
18	43	M. GAGGI	Yamaha YZF-R3 1'57.016
19	17	R. BIJMAN	Kawasaki Ninja 400 1'57.020
20	1	J. BUIS	KTM RC 390 R 1'57.075
21	38	D. SALVADOR	Yamaha YZF-R3 1'57.107
22	23	S. DI SORA	Yamaha YZF-R3 1'57.165
23	62	K. FONTAINHA	Yamaha YZF-R3 1'57.250
24	85	K. SABATUCCI	Kawasaki Ninja 400 1'57.442
25	29	G. ZANNINI	Kawasaki Ninja 400 1'57.551
26	61	D. BORGES	Kawasaki Ninja 400 1'57.573
27	88	D. MOGEDA	Kawasaki Ninja 400 1'57.586
28	66	P. TONN	KTM RC 390 R 1'57.628
29	71	I. BOLANO HERNANDEZ	Kawasaki Ninja 400 1'57.788
30	25	M. MARTELLA	Kawasaki Ninja 400 1'57.875
31	80	G. MANSO	Yamaha YZF-R3 1'58.112
32	27	C. CLARK	Kawasaki Ninja 400 1'58.184
33	41	R. TRAGNI	Yamaha YZF-R3 1'58.465
34	11	F. NOVOTNY	Kawasaki Ninja 400 1'59.774

SPEED			
1	91	M. VANNUCCI	Yamaha YZF-R3 222,0
2	7	L. VENEMAN	Kawasaki Ninja 400 221,1
3	31	E. BARTOLINI	Yamaha YZF-R3 218,9
4	62	K. FONTAINHA	Yamaha YZF-R3 217,2
5	8	B. IERACI	Kawasaki Ninja 400 216,7
6	48	J. GARCIA GONZALEZ	Kove 321 RR-S 216,7
7	26	M. GENNAI	Kawasaki Ninja 400 216,3
8	47	F. SEABRIGHT	Kawasaki Ninja 400 216,3
9	85	K. SABATUCCI	Kawasaki Ninja 400 215,0
10	1	J. BUIS	KTM RC 390 R 215,0
11	77	J. OSUNA SAEZ	Kawasaki Ninja 400 215,0
12	56	G. PRATAMA	Yamaha YZF-R3 215,0
13	41	R. TRAGNI	Yamaha YZF-R3 214,6
14	57	A. MAHENDRA	Yamaha YZF-R3 214,2
15	25	M. MARTELLA	Kawasaki Ninja 400 213,7
16	29	G. ZANNINI	Kawasaki Ninja 400 213,7
17	99	H. MAIER	Yamaha YZF-R3 213,7
18	43	M. GAGGI	Yamaha YZF-R3 213,3
19	58	I. IGLESIAS BRAVO	Kawasaki Ninja 400 212,5
20	71	I. BOLANO HERNANDEZ	Kawasaki Ninja 400 212,5
21	27	C. CLARK	Kawasaki Ninja 400 212,5
22	22	M. GARCIA	Kove 321 RR-S 212,5
23	38	D. SALVADOR	Yamaha YZF-R3 212,1
24	9	E. ERCOLANI	Yamaha YZF-R3 212,1
25	66	P. TONN	KTM RC 390 R 211,6
26	55	U. CALATAYUD	Yamaha YZF-R3 211,2
27	50	C. THOMPSON	Kawasaki Ninja 400 210,8
28	23	S. DI SORA	Yamaha YZF-R3 210,8
29	17	R. BIJMAN	Kawasaki Ninja 400 210,0
30	80	G. MANSO	Yamaha YZF-R3 210,0
31	11	F. NOVOTNY	Kawasaki Ninja 400 208,8
32	79	T. ALONSO	Kawasaki Ninja 400 208,4
33	88	D. MOGEDA	Kawasaki Ninja 400 207,2
34	61	D. BORGES	Kawasaki Ninja 400 203,3

SEG. 1			SEG. 2			SEG. 3			SEG. 4						
1	7	L. VENEMAN	37.451	1	7	L. VENEMAN	33.925	1	7	L. VENEMAN	22.784	1	56	G. PRATAMA	20.351
2	8	B. IERACI	37.638	2	56	G. PRATAMA	34.001	2	50	C. THOMPSON	22.883	2	26	M. GENNAI	20.484
3	91	M. VANNUCCI	37.723	3	91	M. VANNUCCI	34.119	3	58	I. IGLESIAS BRAVO	22.885	3	91	M. VANNUCCI	20.509
4	22	M. GARCIA	37.887	4	48	J. GARCIA GONZALEZ	34.241	4	77	J. OSUNA SAEZ	22.958	4	27	C. CLARK	20.564
5	58	I. IGLESIAS BRAVO	37.896	5	99	H. MAIER	34.273	5	55	U. CALATAYUD	22.975	5	22	M. GARCIA	20.571
6	26	M. GENNAI	37.896	6	26	M. GENNAI	34.298	6	57	A. MAHENDRA	23.008	6	7	L. VENEMAN	20.606
7	99	H. MAIER	37.926	7	22	M. GARCIA	34.331	7	56	G. PRATAMA	23.017	7	9	E. ERCOLANI	20.617
8	56	G. PRATAMA	37.958	8	58	I. IGLESIAS BRAVO	34.345	8	26	M. GENNAI	23.011	8	77	J. OSUNA SAEZ	20.617
9	48	J. GARCIA GONZALEZ	37.980	9	50	C. THOMPSON	34.363	9	9	E. ERCOLANI	23.014	9	50	C. THOMPSON	20.623
10	50	C. THOMPSON	38.005	10	77	J. OSUNA SAEZ	34.389	10	8	B. IERACI	23.049	10	48	J. GARCIA GONZALEZ	20.651
11	43	M. GAGGI	38.016	11	57	A. MAHENDRA	34.391	11	22	M. GARCIA	23.059	11	23	S. DI SORA	20.664
12	31	E. BARTOLINI	38.027	12	47	F. SEABRIGHT	34.392	12	91	M. VANNUCCI	23.078	12	8	B. IERACI	20.664
13	47	F. SEABRIGHT	38.086	13	55	U. CALATAYUD	34.421	13	43	M. GAGGI	23.092	13	99	H. MAIER	20.666
14	62	K. FONTAINHA	38.101	14	23	S. DI SORA	34.437	14	99	H. MAIER	23.097	14	1	J. BUIS	20.692
15	1	J. BUIS	38.106	15	1	J. BUIS	34.442	15	48	J. GARCIA GONZALEZ	23.101	15	61	D. BORGES	20.694
16	77	J. OSUNA SAEZ	38.115	16	38	D. SALVADOR	34.445	16	17	R. BIJMAN	23.113	16	57	A. MAHENDRA	20.698
17	9	E. ERCOLANI	38.116	17	71	I. BOLANO HERNANDEZ	34.467	17	23	S. DI SORA	23.128	17	62	K. FONTAINHA	20.700
18	55	U. CALATAYUD	38.162	18	31	E. BARTOLINI	34.517	18	66	P. TONN	23.136	18	58	I. IGLESIAS BRAVO	20.702
19	71	I. BOLANO HERNANDEZ	38.261	19	79	T. ALONSO	34.530	19	38	D. SALVADOR	23.149	19	31	E. BARTOLINI	20.709
20	38	D. SALVADOR	38.263	20	17	R. BIJMAN	34.552	20	79	T. ALONSO	23.151	20	43	M. GAGGI	20.718
21	57	A. MAHENDRA	38.267	21	9	E. ERCOLANI	34.564	21	47	F. SEABRIGHT	23.163	21	17	R. BIJMAN	20.729
22	23	S. DI SORA	38.268	22	80	G. MANSO	34.625	22	29	G. ZANNINI	23.233	22	29	G. ZANNINI	20.744
23	85	K. SABATUCCI	38.277	23	8	B. IERACI	34.632	23	31	E. BARTOLINI	23.245	23	85	K. SABATUCCI	20.771
24	79	T. ALONSO	38.338	24	62	K. FONTAINHA	34.636	24	85	K. SABATUCCI	23.265	24	79	T. ALONSO	20.772
25	66	P. TONN	38.351	25	85	K. SABATUCCI	34.639	25	61	D. BORGES	23.342	25	88	D. MOGEDA	20.791
26	25	M. MARTELLA	38.412	26	43	M. GAGGI	34.669	26	27	C. CLARK	23.345	26	71	I. BOLANO HERNANDEZ	20.809
27	80	G. MANSO	38.462	27	29	G. ZANNINI	34.710	27	62	K. FONTAINHA	23.361	27	47	F. SEABRIGHT	20.871
28	27	C. CLARK	38.499	28	61	D. BORGES	34.722	28	25	M. MARTELLA	23.368	28	55	U. CALATAYUD	20.884
29	88	D. MOGEDA	38.500	29	25	M. MARTELLA	34.756	29	88	D. MOGEDA	23.416	29	38	D. SALVADOR	20.897
30	17	R. BIJMAN	38.500	30	88	D. MOGEDA	34.815	30	71	I. BOLANO HERNANDEZ	23.426	30	66	P. TONN	20.918
31	29	G. ZANNINI	38.530	31	27	C. CLARK	34.823	31	1	J. BUIS	23.427	31	80	G. MANSO	20.938
32	41	R. TRAGNI	38.540	32	66	P. TONN	34.833	32	41	R. TRAGNI	23.543	32	25	M. MARTELLA	21.025
33	61	D. BORGES	38.861	33	41	R. TRAGNI	34.949	33	11	F. NOVOTNY	23.567	33	41	R. TRAGNI	21.046
34	11	F. NOVOTNY	39.145	34	11	F. NOVOTNY	35.269	34	80	G. MANSO	23.599	34	11	F. NOVOTNY	21.335

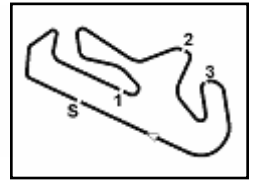
09/08/2024

These data/results cannot be reproduced, stored and/or transmitted in whole or in part by any manner of electronic, mechanical, photocopying, recording, broadcasting or otherwise now known or herein after developed without the previous express consent by the copyright owner, except for reproduction in daily press and regular printed publications on sale to the public within 60 days of the event related to those data/results and always provided that copyright symbol appears together as follows below.

© DORNA WSBK ORGANIZATION Srl 2024

FIGR PERUGIA TIMING





Portimao 4.592 m

**Pirelli Portuguese Round, 9-11 August 2024
Ideal Times Free Practice**

No.	Rider	Nat	Bike	Seg. 1	Seg. 2	Seg. 3	Seg. 4	Ideal Time			
				Diff. 1	Diff. 2	Diff. 3	Diff. 4	Best Lap	Pos.	Diff.	
1	7 L. VENEMAN	NED	Kawasaki Ninja 400	37.451 +0.187	33.925 +0.153	22.784	20.606	1'54.766 1'55.106	1	0.340	
2	56 G. PRATAMA	INA	Yamaha YZF-R3	37.958 +0.250	34.001	23.010 +0.175	20.351	1'55.320 1'55.745	3	0.425	
3	91 M. VANNUCCI	ITA	Yamaha YZF-R3	37.723	34.119	23.078	20.509 +0.135	1'55.429 1'55.564	2	0.135	
4	26 M. GENNAI	ITA	Kawasaki Ninja 400	37.896	34.298 +0.114	23.011 +0.137	20.484 +0.392	1'55.689 1'56.332	10	0.643	
5	58 I. IGLESIAS BRAVO	ESP	Kawasaki Ninja 400	37.896	34.345 +0.078	22.885	20.702 +0.189	1'55.828 1'56.095	6	0.267	
6	22 M. GARCIA	ESP	Kove 321 RR-S	37.887	34.331 +0.019	23.059 +0.081	20.571	1'55.848 1'55.948	4	0.100	
7	50 C. THOMPSON	AUS	Kawasaki Ninja 400	38.005 +0.065	34.363	22.883 +0.030	20.623 +0.085	1'55.874 1'56.054	5	0.180	
8	99 H. MAIER	BRA	Yamaha YZF-R3	37.926	34.273	23.097 +0.368	20.666	1'55.962 1'56.330	9	0.368	
9	48 J. GARCIA GONZALEZ	ESP	Kove 321 RR-S	37.980	34.241	23.101 +0.323	20.651	1'55.973 1'56.296	8	0.323	
10	8 B. IERACI	ITA	Kawasaki Ninja 400	37.638 +0.321	34.632	23.049	20.664 +0.091	1'55.983 1'56.395	11	0.412	
11	77 J. OSUNA SAEZ	ESP	Kawasaki Ninja 400	38.115	34.389	22.958 +0.169	20.617	1'56.079 1'56.248	7	0.169	
12	9 E. ERCOLANI	ITA	Yamaha YZF-R3	38.116	34.564 +0.111	23.014	20.617 +0.099	1'56.311 1'56.521	13	0.210	
13	57 A. MAHENDRA	INA	Yamaha YZF-R3	38.267	34.391	23.008 +0.145	20.698 +0.082	1'56.364 1'56.591	14	0.227	
14	55 U. CALATAYUD	ESP	Yamaha YZF-R3	38.162	34.421 +0.218	22.975 +0.078	20.884	1'56.442 1'56.738	15	0.296	
15	43 M. GAGGI	ITA	Yamaha YZF-R3	38.016 +0.191	34.669	23.092	20.718 +0.330	1'56.495 1'57.016	18	0.521	
16	23 S. DI SORA	FRA	Yamaha YZF-R3	38.268	34.437 +0.245	23.128 +0.086	20.664 +0.337	1'56.497 1'57.165	22	0.668	
17	31 E. BARTOLINI	ITA	Yamaha YZF-R3	38.027 +0.168	34.517 +0.005	23.245 +0.011	20.709 +0.310	1'56.498 1'56.992	17	0.494	
18	47 F. SEABRIGHT	GBR	Kawasaki Ninja 400	38.086	34.392	23.163	20.871 +0.006	1'56.512 1'56.518	12	0.006	
19	1 J. BUIS	NED	KTM RC 390 R	38.106 +0.139	34.442	23.427 +0.086	20.692 +0.183	1'56.667 1'57.075	20	0.408	
20	38 D. SALVADOR	ESP	Yamaha YZF-R3	38.263 +0.353	34.445	23.149	20.897	1'56.754 1'57.107	21	0.353	
21	79 T. ALONSO	POR	Kawasaki Ninja 400	38.338	34.530	23.151	20.772 +0.056	1'56.791 1'56.847	16	0.056	
22	62 K. FONTAINHA	BRA	Yamaha YZF-R3	38.101 +0.264	34.636	23.361 +0.117	20.700 +0.071	1'56.798 1'57.250	23	0.452	
23	17 R. BIJMAN	NED	Kawasaki Ninja 400	38.500	34.552 +0.106	23.113 +0.020	20.729	1'56.894 1'57.020	19	0.126	
24	85 K. SABATUCCI	ITA	Kawasaki Ninja 400	38.277 +0.384	34.639	23.265	20.771 +0.106	1'56.952 1'57.442	24	0.490	
25	71 I. BOLANO HERNANDEZ	ESP	Kawasaki Ninja 400	38.261 +0.529	34.467 +0.296	23.426	20.809	1'56.963 1'57.788	29	0.825	
26	29 G. ZANNINI	ITA	Kawasaki Ninja 400	38.530	34.710	23.233 +0.068	20.744 +0.266	1'57.217 1'57.551	25	0.334	
27	27 C. CLARK	USA	Kawasaki Ninja 400	38.499	34.823 +0.368	23.345 +0.274	20.564 +0.311	1'57.231 1'58.184	32	0.953	
28	66 P. TONN	GER	KTM RC 390 R	38.351	34.833 +0.152	23.136 +0.238	20.918	1'57.238 1'57.628	28	0.390	
29	88 D. MOGEDA	ESP	Kawasaki Ninja 400	38.500	34.815 +0.062	23.416 +0.002	20.791	1'57.522 1'57.586	27	0.064	
30	25 M. MARTELLA	ITA	Kawasaki Ninja 400	38.412 +0.243	34.756 +0.039	23.368	21.025 +0.032	1'57.561 1'57.875	30	0.314	
31	80 G. MANSO	BRA	Yamaha YZF-R3	38.462 +0.259	34.625	23.599 +0.068	20.938 +0.161	1'57.624 1'58.112	31	0.488	
32	41 R. TRAGNI	ITA	Yamaha YZF-R3	38.540 +0.266	34.949	23.543	21.046 +0.121	1'58.078 1'58.465	33	0.387	
33	11 F. NOVOTNY	CZE	Kawasaki Ninja 400	39.145 +0.210	35.269 +0.036	23.567	21.335 +0.212	1'59.316 1'59.774	34	0.458	
	61 D. BORGES	POR	Kawasaki Ninja 400	One or more sectors missing					1'57.573		
Overall Ideal Time				37.451	33.925	22.784	20.351	1'54.511			

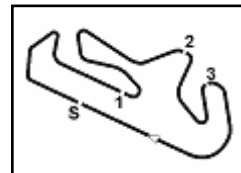
09/08/2024

These data/results cannot be reproduced, stored and/or transmitted in whole or in part by any manner of electronic, mechanical, photocopying, recording, broadcasting or otherwise now known or herein after developed without the previous express consent by the copyright owner, except for reproduction in daily press and regular printed publications on sale to the public within 60 days of the event related to those data/results and always provided that copyright symbol appears together as follows below.

© DORNA WSBK ORGANIZATION Srl 2024

FIGR PERUGIA TIMING





Pirelli Portuguese Round, 9-11 August 2024
Chronological Analysis Free Practice

1° 7 L. VENEMAN [1'55.106]							
Lap	Seg.1	Seg.2	Seg.3	Seg.4	Lap Time	km/h	Local Time
1		36.592	24.250	21.917			
2	40.209	34.732	23.580	38.474	2'16.995P	197,4	11:44'56.179
3	1'41.879	34.649	23.779	21.118	3'01.425P		11:47'57.604
4	38.587	34.387	22.992	21.060	1'57.026	203,3	11:49'54.630
5	38.395	34.306	23.093	20.959	1'56.753	205,6	11:51'51.383
6	38.236	34.334	22.908	20.964	1'56.442	206,0	11:53'47.825
7	38.429	36.021	23.485	38.550	2'16.485P	206,4	11:56'04.310
8	1'27.134	34.427	23.610	21.379	2'46.550P		11:58'50.860
9	37.638	34.078	22.784	20.606	1'55.106	211,2	12:00'45.966
10	37.451	33.925	23.152	20.645	1'55.173	212,1	12:02'41.139
11	42.775	34.870	23.519	20.727	2'01.891	212,5	12:04'43.030
12	37.508	35.467	25.544	20.836	1'59.355	221,1	12:06'42.385

2° 91 M. VANNUCCI [1'55.564]							
Lap	Seg.1	Seg.2	Seg.3	Seg.4	Lap Time	km/h	Local Time
1		36.751	23.914	20.892			
2	38.808	34.548	23.242	20.831	1'57.429	201,4	11:44'47.423
3	38.058	34.374	23.509	20.561	1'56.502	210,8	11:46'43.925
4	37.949	34.369	23.167	20.590	1'56.075	213,3	11:48'40.000
5	37.807	34.561	23.236	20.805	1'56.409	210,0	11:50'36.409
6	38.396	35.906	23.731	43.953	2'21.986P	204,8	11:52'58.395
7	2'15.146	45.447	25.166	21.129	3'46.888P		11:56'45.283
8	39.652	34.675	23.631	20.829	1'58.787	204,5	11:58'44.070
9	38.224	34.388	23.177	20.918	1'56.707	204,1	12:00'40.777
10	38.086	34.514	23.178	20.935	1'56.713	203,7	12:02'37.490
11	39.513	44.305	23.196	20.509	2'07.523	204,5	12:04'45.013
12	37.723	34.119	23.078	20.644	1'55.564	222,0	12:06'40.577

3° 56 G. PRATAMA [1'55.745]							
Lap	Seg.1	Seg.2	Seg.3	Seg.4	Lap Time	km/h	Local Time
1		36.176	23.819	21.353			
2	39.563	35.594	29.718	21.188	2'06.063	209,6	11:44'49.312
3	38.628	34.152	23.059	20.867	1'56.706	204,8	11:46'46.018
4	37.994	34.121	23.063	20.601	1'55.779	209,6	11:48'41.797
5	37.976	34.634	23.010	20.851	1'56.471	210,4	11:50'38.268
6	41.572	34.708	31.058	42.090	2'29.428P	215,0	11:53'07.696
7	6'18.686	34.372	23.027	20.910	7'36.995P		12:00'44.691
8	38.074	34.267	24.375	22.204	1'58.920	210,0	12:02'43.611
9	37.958	39.608	23.048	20.622	2'01.236	213,7	12:04'44.847
10	38.208	34.001	23.185	20.351	1'55.745	214,6	12:06'40.592

4° 22 M. GARCIA [1'55.948]							
Lap	Seg.1	Seg.2	Seg.3	Seg.4	Lap Time	km/h	Local Time
1		36.072	23.730	21.253			
2	38.957	34.499	23.271	21.093	1'57.820	199,9	11:46'21.199
3	38.512	34.331	23.295	20.837	1'56.975	201,0	11:48'18.174
4	38.232	34.400	23.337	20.789	1'56.758	203,7	11:50'14.932
5	38.577	34.508	23.189	20.859	1'57.133	205,2	11:52'12.065
6	38.481	37.340	23.913	21.167	2'00.901	204,1	11:54'12.966
7	38.517	34.475	23.165	20.871	1'57.028	203,3	11:56'09.994
8	40.859	35.577	23.999	42.434	2'22.869P	203,7	11:58'32.863
9	4'53.419	34.516	23.059	20.575	6'11.569P		12:04'44.432
10	37.887	34.350	23.140	20.571	1'55.948	212,5	12:06'40.380

5° 50 C. THOMPSON [1'56.054]							
Lap	Seg.1	Seg.2	Seg.3	Seg.4	Lap Time	km/h	Local Time
1		36.429	24.272	21.423			
2	39.107	35.324	23.649	20.764	1'58.844	199,9	11:45'39.153
3	38.429	34.648	23.240	20.840	1'57.157	205,2	11:47'36.310
4	38.579	34.833	22.955	20.649	1'57.016	202,2	11:49'33.326

5	38.005	34.580	22.911	20.849	1'56.345	210,4	11:51'29.671
6	38.503	34.623	22.943	20.623	1'56.692	206,0	11:53'26.363
7	38.182	35.010	24.846	20.792	1'58.830	209,6	11:55'25.193
8	38.302	34.764	22.935	20.854	1'56.855	206,8	11:57'22.048
9	38.324	34.596	24.092	20.763	1'57.775	206,4	11:59'19.823
10	38.267	34.567	22.947	20.766	1'56.547	210,8	12:01'16.370
11	38.099	34.823	22.883	20.737	1'56.542	210,4	12:03'12.912
12	38.070	34.363	22.913	20.708	1'56.054	210,4	12:05'08.966

6° 58 I. IGLESIAS BRAVO [1'56.095]							
Lap	Seg.1	Seg.2	Seg.3	Seg.4	Lap Time	km/h	Local Time
1		36.042	24.303	21.890			
2	38.889	34.638	23.513	21.070	1'58.110	204,1	11:45'39.144
3	38.348	34.538	23.191	21.111	1'57.188	208,0	11:47'36.332
4	38.301	34.516	23.114	20.917	1'56.848	203,7	11:49'33.180
5	38.438	34.345	23.152	20.717	1'56.652	206,8	11:51'29.832
6	38.106	34.472	22.966	20.912	1'56.456	210,4	11:53'26.288
7	38.205	34.634	26.103	21.009	1'59.951	208,4	11:55'26.239
8	38.156	34.396	22.928	20.702	1'56.182	209,2	11:57'22.421
9	37.896	34.423	22.885	20.891	1'56.095	212,5	11:59'18.516
10	39.804	35.922	24.218	32.004	2'11.948	209,2	12:01'30.464
11	38.164	37.260	27.919	42.125	2'25.468P	212,1	12:03'55.932

7° 77 J. OSUNA SAEZ [1'56.248]							
Lap	Seg.1	Seg.2	Seg.3	Seg.4	Lap Time	km/h	Local Time
1		36.814	25.129	21.113			
2	38.857	34.747	23.133	20.920	1'57.657	204,1	11:45'21.838
3	38.428	34.449	23.104	20.873	1'56.854	202,2	11:47'18.692
4	39.301	35.779	24.892	20.940	2'00.912	202,5	11:49'19.604
5	38.276	34.730	23.230	20.844	1'57.080	215,0	11:51'16.684
6	38.197	34.730	23.295	41.020	2'17.242P	207,6	11:53'33.926
7	4'27.783	34.629	23.347	20.785	5'46.544P		11:59'20.470
8	38.156	35.753	23.690	20.907	1'58.506	212,5	12:01'18.976
9	38.230	34.430	22.958	20.691	1'56.309	208,0	12:03'15.285
10	38.115	34.389	23.127	20.617	1'56.248	208,0	12:05'11.533

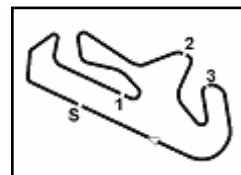
8° 48 J. GARCIA GONZALEZ [1'56.296]							
Lap	Seg.1	Seg.2	Seg.3	Seg.4	Lap Time	km/h	Local Time
1		36.155	24.053	22.007			
2	39.375	35.427	23.798	21.989	2'00.589	201,8	11:46'26.825
3	39.451	35.196	23.648	21.660	1'59.955	202,9	11:48'26.780
4	38.849	35.013	23.550	21.692	1'59.104	204,5	11:50'25.884
5	39.726	35.642	23.676	42.900	2'21.944P	205,2	11:52'47.828
6	6'38.913	34.365	23.101	20.860	7'57.239P		12:00'45.067
7	37.980	34.241	23.424	20.651	1'56.296	216,7	12:02'41.363
8	42.132	34.919	23.340	20.972	2'01.363	216,7	12:04'42.726
9	38.087	34.552	25.049	21.241	1'58.929	213,3	12:06'41.655

9° 99 H. MAIER [1'56.330]							
Lap	Seg.1	Seg.2	Seg.3	Seg.4	Lap Time	km/h	Local Time
1		36.079	23.593	21.399			
2	39.796	34.888	23.425	21.389	1'59.498	205,2	11:44'39.198
3	38.834	34.697	23.402	22.883	1'59.816	199,9	11:46'39.014
4	38.493	34.695	23.546	21.131	1'57.865	204,8	11:48'36.879
5	38.743	42.248	23.823	21.397	2'06.211	201,8	11:50'43.090
6	38.477	34.654	23.433	20.771	1'57.335	210,0	11:52'40.425
7	38.223	34.655	23.166	20.869	1'56.913	209,2	11:54'37.338
8	38.526	43.361	25.345	21.056	2'08.288	205,2	11:56'45.626
9	40.153	34.724	23.331	20.716	1'58.924	209,6	11:58'44.550
10	38.263	34.785	23.097	20.732	1'56.877	209,6	12:00'41.427
11	38.196	35.237	23.430	26.130	2'02.993	210,4	12:02'44.420
12	37.926	34.273	23.465	20.666	1'56.330	212,5	12:04'40.750

09/08/2024 P = Pits In/Out - C = Lap Time Cancelled

These data/results cannot be reproduced, stored and/or transmitted in whole or in part by any manner of electronic, mechanical, photocopying, recording, broadcasting or otherwise now known or herein after developed without the previous express consent by the copyright owner, except for reproduction in daily press and regular printed publications on sale to the public within 60 days of the event related to those data/results and always provided that copyright symbol appears together as follows below.

© DORNA WSBK ORGANIZATION Srl 2024



Pirelli Portuguese Round, 9–11 August 2024

Chronological Analysis Free Practice

13	37.964	34.689	23.183	20.794	1'56.630	213,7	12:06'37.380
----	--------	--------	--------	--------	----------	--------------	--------------

10° 26 M. GENNAI [1'56.332]

Lap	Seg.1	Seg.2	Seg.3	Seg.4	Lap Time	km/h	Local Time
1		36.333	24.379	21.540			
2	39.296	34.539	23.322	21.145	1'58.302	198,1	11:44'37.463
3	39.090	34.540	24.037	42.619	2'20.286P	200,7	11:46'57.749
4	2'16.490	43.291	24.133	21.317	3'45.231P		11:50'42.980
5	38.219	34.516	23.378	20.797	1'56.910	212,5	11:52'39.890
6	38.127	34.328	23.011	21.015	1'56.481	211,2	11:54'36.371
7	38.261	34.298	23.018	20.931	1'56.508	204,8	11:56'32.879
8	38.646	35.513	24.075	40.648	2'18.882P	202,9	11:58'51.761
9	2'25.167	42.320	23.206	20.484	3'51.177P		12:02'42.938
10	37.896	34.412	23.148	20.876	1'56.332	216,3	12:04'39.270
11	38.396	36.163	24.350	20.927	1'59.836	204,5	12:06'39.106

11° 8 B. IERACI [1'56.395]

Lap	Seg.1	Seg.2	Seg.3	Seg.4	Lap Time	km/h	Local Time
1		35.612	23.759	21.338			
2	38.581	34.686	23.490	21.256	1'58.013	205,2	11:44'43.412
3	38.642	34.887	23.503	21.418	1'58.450	202,5	11:46'41.862
4	38.468	34.681	23.280	21.163	1'57.592	202,5	11:48'39.454
5	38.462	41.093	24.454	42.660	2'26.669P	205,6	11:51'06.123
6	2'32.748	39.642	27.579	41.602	4'21.571P		11:55'27.694
7	1'52.711	38.075	26.326	20.969	3'18.081P		11:58'45.775
8	37.959	34.632	23.049	20.755	1'56.395	212,9	12:00'42.170
9	37.638	34.692	23.251	21.102	1'56.683	216,7	12:02'38.853
10	44.137	34.765	23.433	20.664	2'02.999	205,2	12:04'41.852
11	37.820	34.855	23.308	20.813	1'56.796	216,3	12:06'38.648

12° 47 F. SEABRIGHT [1'56.518]

Lap	Seg.1	Seg.2	Seg.3	Seg.4	Lap Time	km/h	Local Time
1		36.630	27.488	21.292			
2	38.400	34.701	23.516	20.871	1'57.488	205,6	11:45'11.158
3	40.022	34.446	23.352	21.157	1'58.977	212,9	11:47'10.135
4	42.048	34.679	23.619	21.841	2'02.187	204,8	11:49'12.322
5	38.433	36.229	23.272	20.999	1'58.933	210,4	11:51'11.255
6	38.621	34.442	23.167	21.002	1'57.232	216,3	11:53'08.487
7	38.388	34.730	23.374	40.452	2'16.944P	215,0	11:55'25.431
8	5'59.578	34.795	23.220	21.015	7'18.608P		12:02'44.039
9	38.086	34.392	23.163	20.877	1'56.518	211,2	12:04'40.557
10	38.395	34.823	23.271	20.889	1'57.378	208,4	12:06'37.935

13° 9 E. ERCOLANI [1'56.521]

Lap	Seg.1	Seg.2	Seg.3	Seg.4	Lap Time	km/h	Local Time
1		36.240	24.065	21.135			
2	38.855	34.982	23.339	20.931	1'58.107	207,6	11:44'39.976
3	38.422	34.729	23.278	21.338	1'57.767	204,8	11:46'37.743
4	38.723	35.049	24.928	46.230	2'24.930P	200,7	11:49'02.673
5	2'30.422	35.273	23.220	21.045	3'49.960P		11:52'52.633
6	38.530	34.741	23.234	20.987	1'57.492	205,2	11:54'50.125
7	38.575	34.859	23.204	21.023	1'57.661	203,7	11:56'47.786
8	38.402	34.564	23.313	20.617	1'56.896	205,6	11:58'44.682
9	38.116	34.675	23.014	20.716	1'56.521	211,2	12:00'41.203
10	38.262	35.276	23.280	20.883	1'57.701	208,0	12:02'38.904
11	39.407	36.275	26.029	20.769	2'02.480	204,5	12:04'41.384
12	38.149	34.672	23.208	20.762	1'56.791	212,1	12:06'38.175

14° 57 A. MAHENDRA [1'56.591]

Lap	Seg.1	Seg.2	Seg.3	Seg.4	Lap Time	km/h	Local Time
1		35.817	26.365	21.307			
2	38.675	34.912	23.492	21.141	1'58.220	205,6	11:45'11.026

3	38.511	34.699	23.182	20.791	1'57.183	208,4	11:47'08.209
4	42.348	34.457	23.678	22.177	2'02.660	204,8	11:49'10.869
5	41.824	34.799	23.126	20.698	2'00.447	206,4	11:51'11.316
6	38.267	34.391	23.153	20.780	1'56.591	214,2	11:53'07.907
7	38.433	34.896	23.565	39.942	2'16.836P	208,8	11:55'24.743
8	4'37.244	34.538	24.555	27.172	6'03.509P		12:01'28.252
9	38.753	38.247	29.539	21.021	2'07.560	201,8	12:03'35.812
10	38.828	34.556	23.008	21.320	1'57.712	203,3	12:05'33.524

15° 55 U. CALATAYUD [1'56.738]

Lap	Seg.1	Seg.2	Seg.3	Seg.4	Lap Time	km/h	Local Time
1		35.887	23.770	21.488			
2	39.257	35.096	23.453	21.360	1'59.166	206,4	11:44'45.573
3	38.794	34.719	23.251	21.168	1'57.932	203,7	11:46'43.505
4	38.557	34.421	23.291	20.908	1'57.177	205,2	11:48'40.682
5	38.315	34.599	23.322	21.065	1'57.301	211,2	11:50'37.983
6			24.488	44.084	2'43.548P	206,8	11:53'21.531
7	6'37.344	35.630	23.931	21.408	7'58.313P		12:01'19.844
8	38.379	34.587	22.975	20.932	1'56.873	208,0	12:03'16.717
9	38.162	34.639	23.053	20.884	1'56.738	206,4	12:05'13.455

16° 79 T. ALONSO [1'56.847]

Lap	Seg.1	Seg.2	Seg.3	Seg.4	Lap Time	km/h	Local Time
1		35.800	23.714	21.272			
2	38.970	34.842	23.585	20.826	1'58.223	201,8	11:44'46.078
3	38.540	34.920	23.421	20.916	1'57.797	203,7	11:46'43.875
4	38.674	34.674	23.524	20.852	1'57.554	199,9	11:48'41.429
5	38.694	34.804	23.409	21.063	1'57.970	203,7	11:50'39.399
6	38.623	34.931	23.354	21.179	1'58.087	204,1	11:52'37.486
7	44.553	35.104	23.594	41.449	2'24.700P	201,4	11:55'02.186
8	6'15.381	37.839	23.549	21.194	7'37.963CP		12:02'40.149
9	43.408	35.069	23.373	20.772	2'02.622	205,6	12:04'42.771
10	38.338	34.530	23.151	20.828	1'56.847	208,4	12:06'39.618

17° 31 E. BARTOLINI [1'56.992]

Lap	Seg.1	Seg.2	Seg.3	Seg.4	Lap Time	km/h	Local Time
1		36.502	24.414	21.659			
2	39.078	34.677	23.245	20.876	1'57.876	205,2	11:44'37.399
3	39.323	34.571	24.625	22.072	2'00.591	203,7	11:46'37.990
4	38.702	35.217	26.672	21.316	2'01.907	206,4	11:48'39.897
5	38.195	34.522	23.256	21.019	1'56.992	211,2	11:50'36.889
6	38.069	34.793	25.315	44.486	2'22.663P	211,2	11:52'59.552
7	2'49.425	35.988	23.855	21.388	4'10.656P		11:57'10.208
8	40.003	35.919	26.277	22.283	2'04.482	203,3	11:59'14.690
9	38.452	34.517	23.554	22.781	1'59.304	213,7	12:01'13.994
10	38.027	34.633	23.590	20.977	1'57.227	218,9	12:03'11.221
11	38.262	35.997	24.657	20.709	1'59.625	210,8	12:05'10.846

18° 43 M. GAGGI [1'57.016]

Lap	Seg.1	Seg.2	Seg.3	Seg.4	Lap Time	km/h	Local Time
1		36.319	27.593	21.554			
2	38.737	34.695	23.519	20.718	1'57.669	202,5	11:45'11.228
3	38.207	34.669	23.092	21.048	1'57.016	208,8	11:47'08.244
4	43.385	34.779	23.284	21.645	2'03.093	207,6	11:49'11.337
5	38.016	34.682	23.274	21.236	1'57.208	213,3	11:51'08.545
6	39.350	35.472	23.671	41.520	2'20.013P	202,5	11:53'28.558
7	6'32.306	34.927	24.473	28.602	8'00.308P		12:01'28.866
8	38.328	34.920	23.273	21.101	1'57.622	206,0	12:03'26.488
9	50.397	34.843	24.985	22.638	2'12.863	202,2	12:05'39.351

19° 17 R. BIJMAN [1'57.020]

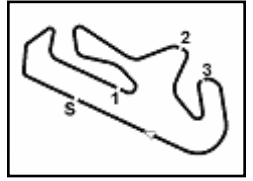
Lap	Seg.1	Seg.2	Seg.3	Seg.4	Lap Time	km/h	Local Time
-----	-------	-------	-------	-------	----------	------	------------

09/08/2024 P = Pits In/Out - C = Lap Time Cancelled

These data/results cannot be reproduced, stored and/or transmitted in whole or in part by any manner of electronic, mechanical, photocopying, recording, broadcasting or otherwise now known or herein after developed without the previous express consent by the copyright owner, except for reproduction in daily press and regular printed publications on sale to the public within 60 days of the event related to those data/results and always provided that copyright symbol appears together as follows below.

© DORNA WSBK ORGANIZATION Srl 2024





**Pirelli Portuguese Round, 9-11 August 2024
Chronological Analysis Free Practice**

1	36.698	23.957	21.768				
2	39.530	34.968	23.392	21.196	1'59.086	192,5	11:44'40.478
3	38.517	34.552	23.500	21.092	1'57.661	201,8	11:46'38.139
4	38.534	36.004	23.962	21.301	1'59.801	208,4	11:48'37.940
5	42.816	34.660	23.402	21.069	2'01.947	198,5	11:50'39.887
6	38.743	34.858	23.625	40.608	2'17.834P	210,0	11:52'57.721
7	4'38.005	44.235	27.054	22.195	6'11.489P		11:59'09.210
8	41.112	36.205	24.109	22.011	2'03.437	192,5	12:01'12.647
9	41.547	35.276	23.113	20.904	2'00.840	189,8	12:03'13.487
10	38.500	34.658	23.133	20.729	1'57.020	204,8	12:05'10.507

10	38.101	34.907	23.373	20.902	1'57.283	212,5	12:00'43.306
11	38.601	34.658	23.716	22.361	1'59.336	214,2	12:02'42.642
12	38.705	34.753	24.888	20.700	1'59.046	208,4	12:04'41.688
13	38.365	34.636	23.478	20.771	1'57.250	211,2	12:06'38.938

24° 85 K. SABATUCCI (1'57.442)								
Lap	Seg.1	Seg.2	Seg.3	Seg.4	Lap Time	km/h	Local Time	
1		36.536	24.916	42.800				
2	4'02.138	37.045	23.922	23.898	5'27.003P		11:48'40.719	
3	38.621	35.337	25.081	21.133	2'00.172	212,1	11:50'40.891	
4	38.520	35.088	23.403	21.290	1'58.301	208,0	11:52'39.192	
5	38.918	34.977	25.452	20.976	2'00.323	202,2	11:54'39.515	
6	38.586	35.172	24.293	22.569	2'00.620	208,4	11:56'40.135	
7	38.782	36.294	26.178	23.121	2'04.375	203,7	11:58'44.510	
8	38.661	34.639	23.265	20.877	1'57.442	207,2	12:00'41.952	
9	38.277	34.789	24.938	21.937	1'59.941	208,0	12:02'41.893	
10	42.886	34.805	23.326	20.862	2'01.879	215,0	12:04'43.772	
11	38.358	34.697	23.693	20.771	1'57.519	207,6	12:06'41.291	

20° 1 J. BUIS (1'57.075)							
Lap	Seg.1	Seg.2	Seg.3	Seg.4	Lap Time	km/h	Local Time
1		35.852	25.843	21.131			
2	38.933	35.441	23.427	20.902	1'58.703	206,0	11:45'10.282
3	38.245	34.442	23.513	20.875	1'57.075	207,6	11:47'07.357
4	42.050	34.514	24.231	21.866	2'02.661	209,2	11:49'10.018
5	40.533	34.788	23.567	21.058	1'59.946	210,8	11:51'09.964
6	38.222	34.895	23.442	20.978	1'57.537	214,2	11:53'07.501
7	38.753	34.848	23.555	39.561	2'16.717P	208,0	11:55'24.218
8	2'26.904	35.381	25.752	21.966	3'50.003P		11:59'14.221
9	38.720	34.519	25.001	21.402	1'59.642	208,8	12:01'13.863
10	38.106	34.480	23.585	20.937	1'57.108	215,0	12:03'10.971
11	38.313	36.252	24.050	20.692	1'59.307	207,6	12:05'10.278

25° 29 G. ZANNINI (1'57.551)								
Lap	Seg.1	Seg.2	Seg.3	Seg.4	Lap Time	km/h	Local Time	
1		37.384	24.347	21.521				
2	40.477	35.813	23.672	21.176	2'01.138	198,5	11:44'45.861	
3	39.301	34.986	23.506	20.858	1'58.651	206,4	11:46'44.512	
4	38.669	34.723	24.443	20.891	1'58.726	210,0	11:48'43.238	
5	38.633	35.144	23.705	20.998	1'58.480	213,7	11:50'41.718	
6	38.831	35.093	23.849	20.913	1'58.686	211,6	11:52'40.404	
7	38.530	34.710	23.301	21.010	1'57.551	208,0	11:54'37.955	
8	44.002	37.685	25.327	20.956	2'07.970	208,0	11:56'45.925	
9	39.330	34.893	24.183	21.039	1'59.445	212,1	11:58'45.370	
10	38.732	35.156	23.334	20.744	1'57.966	210,8	12:00'43.336	
11	38.891	35.046	23.843	20.780	1'58.560	213,7	12:02'41.896	
12	39.088	34.717	23.355	20.880	1'58.040	212,9	12:04'39.936	
13	38.535	35.091	23.233	20.861	1'57.720	210,0	12:06'37.656	

21° 38 D. SALVADOR (1'57.107)							
Lap	Seg.1	Seg.2	Seg.3	Seg.4	Lap Time	km/h	Local Time
1		36.352	24.240	21.827			
2	39.709	35.407	23.525	21.404	2'00.045	199,6	11:44'52.912
3	39.012	34.946	23.292	21.320	1'58.570	201,8	11:46'51.482
4	38.481	34.810	23.230	21.153	1'57.674	205,2	11:48'49.156
5	40.177	34.578	23.186	21.039	1'58.980	212,1	11:50'48.136
6	38.438	34.648	23.149	21.084	1'57.319	208,4	11:52'45.455
7	40.994	35.414	23.497	40.922	2'20.827P	206,4	11:55'06.282
8	6'10.889	38.460	25.038	21.951	7'36.338P		12:02'42.620
9	38.616	34.445	23.149	20.897	1'57.107	210,0	12:04'39.727
10	38.263	34.949	23.154	21.253	1'57.619	206,8	12:06'37.346

26° 61 D. BORGES (1'57.573)								
Lap	Seg.1	Seg.2	Seg.3	Seg.4	Lap Time	km/h	Local Time	
1			25.058	21.746				
2			23.801	21.241	2'00.235	203,3	11:44'45.647	
3			23.422	20.766	1'58.255	201,8	11:46'43.902	
4			23.342	20.730	1'57.573	197,0	11:48'41.475	
5	38.861	34.722	23.422	20.956	1'57.961	200,7	11:50'39.436	
6			23.344	21.019	1'58.039	202,5	11:52'37.475	
7	40.223	36.078	23.470	20.694	2'00.465	196,7	11:54'37.940	
8			23.549	40.572	2'19.813P	199,9	11:56'57.753	
9			23.438	21.241	2'28.302P		11:59'26.055	
10			23.894	26.287	2'03.925	202,9	12:01'29.980	
11			28.995	23.137	2'06.192	201,0	12:03'36.172	
12			25.046	22.041	2'04.003	202,2	12:05'40.175	

22° 23 S. DI SORA (1'57.165)							
Lap	Seg.1	Seg.2	Seg.3	Seg.4	Lap Time	km/h	Local Time
1		39.941	26.941	21.284			
2	39.441	34.904	23.966	20.664	1'58.975	203,7	11:45'11.382
3	38.511	34.625	23.480	20.833	1'57.449	207,2	11:47'08.831
4	38.473	35.070	23.422	21.304	1'58.269	210,4	11:49'07.100
5	41.458	37.936	23.313	21.048	2'03.755	199,9	11:51'10.855
6	39.189	34.437	23.256	20.943	1'57.825	206,0	11:53'08.680
7	38.424	34.870	23.341	40.567	2'17.202P	210,8	11:55'25.882
8	5'52.168	38.043	24.811	22.057	7'17.079P		12:02'42.961
9	38.724	34.699	23.128	20.738	1'57.289	209,2	12:04'40.250
10	38.268	34.682	23.214	21.001	1'57.165	206,0	12:06'37.415

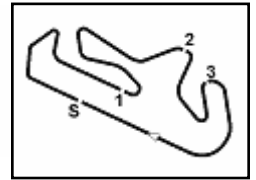
27° 88 D. MOGEDA (1'57.586)								
Lap	Seg.1	Seg.2	Seg.3	Seg.4	Lap Time	km/h	Local Time	
1		35.783	25.015	21.015				
2	38.500	34.877	23.418	20.791	1'57.586	205,2	11:48'49.161	
3	38.940	34.826	23.416	20.821	1'58.003	206,4	11:50'47.164	
4	38.562	34.815	24.959	42.021	2'20.357P	206,4	11:53'07.521	
5	3'12.915	37.315	23.580	40.314	4'54.124P		11:58'01.645	
6	1'58.103	35.106	26.260	28.700	3'28.169P		12:01'29.814	
7	38.987	35.137			2'07.923	207,2	12:03'37.737	
8	38.545	36.049	25.580	22.236	2'02.410	205,6	12:05'40.147	

23° 62 K. FONTAINHA (1'57.250)							
Lap	Seg.1	Seg.2	Seg.3	Seg.4	Lap Time	km/h	Local Time
1		36.678	24.200	21.314			
2	39.438	35.802	27.411	21.385	2'04.036	198,8	11:44'46.903
3	38.765	34.962	23.623	20.831	1'58.181	202,2	11:46'45.084
4	38.400	34.870	23.675	20.859	1'57.804	207,6	11:48'42.888
5	38.261	34.727	23.451	20.812	1'57.251	211,6	11:50'40.139
6	42.516	35.253	23.514	21.116	2'02.399	217,2	11:52'42.538
7	38.634	35.221	23.443	21.096	1'58.394	204,8	11:54'40.932
8	38.732	34.931	23.361	21.037	1'58.061	205,6	11:56'38.993
9	43.918	38.749	23.542	20.821	2'07.030	206,4	11:58'46.023

09/08/2024 P = Pits In/Out - C = Lap Time Cancelled

These data/results cannot be reproduced, stored and/or transmitted in whole or in part by any manner of electronic, mechanical, photocopying, recording, broadcasting or otherwise now known or herein after developed without the previous express consent by the copyright owner, except for reproduction in daily press and regular printed publications on sale to the public within 60 days of the event related to those data/results and always provided that copyright symbol appears together as follows below.

© DORNA WSBK ORGANIZATION Srl 2024



Pirelli Portuguese Round, 9-11 August 2024
Chronological Analysis Free Practice

28° 66 P. TONN [1'57.628]							
Lap	Seg.1	Seg.2	Seg.3	Seg.4	Lap Time	km/h	Local Time
1		35.737	25.992	21.097			
2	39.095	35.337	23.733	21.009	1'59.174	205,2	11:45'11.103
3	38.351	34.985	23.374	20.918	1'57.628	211,6	11:47'08.731
4	38.875	35.409	24.526	23.308	2'02.118	211,6	11:49'10.849
5	38.817	34.833	23.136	21.147	1'57.933	208,4	11:51'08.782
6	38.596	35.101	23.621	41.811	2'19.129P	210,0	11:53'27.911
7	4'23.539	35.667	25.403	22.050	5'46.659P		11:59'14.570
8	39.025	34.835	23.453	21.142	1'58.455	211,6	12:01'13.025
9	38.553	35.237	23.660	21.056	1'58.506	206,4	12:03'11.531
10	38.407	35.193	23.390	21.079	1'58.069	211,2	12:05'09.600

10	38.784	35.146	23.345	20.985	1'58.260	207,2	12:00'42.950
11	38.756	34.823	24.778	20.752	1'59.109	207,2	12:02'42.059
12	39.400	35.095	23.709	20.758	1'58.962	211,2	12:04'41.021
13	38.499	35.191	23.619	20.875	1'58.184	212,5	12:06'39.205

29° 71 I. BOLANO HERNANDEZ [1'57.788]							
Lap	Seg.1	Seg.2	Seg.3	Seg.4	Lap Time	km/h	Local Time
1		40.179	24.222	21.739			
2	39.745	34.892	23.499	21.020	1'59.156	193,8	11:45'22.603
3	38.681	34.682	23.500	21.194	1'58.057	202,5	11:47'20.660
4	38.864	34.852	23.635	21.249	1'58.600	201,4	11:49'19.260
5	38.790	34.763	23.426	20.809	1'57.788	203,7	11:51'17.048
6	38.261	34.647	23.463	40.523	2'16.894P	209,6	11:53'33.942
7	4'21.868	37.104	25.865	21.703	5'46.540P		11:59'20.482
8	38.337	35.876	24.366	21.344	1'59.923	212,5	12:01'20.405
9	38.297	34.467	26.908	39.195	2'18.867P	208,8	12:03'39.272

33° 41 R. TRAGNI [1'58.465]							
Lap	Seg.1	Seg.2	Seg.3	Seg.4	Lap Time	km/h	Local Time
1		36.750	24.780	21.900			
2	40.589	35.818	23.956	21.453	2'01.816	195,9	11:45'00.112
3	39.350	35.144	23.993	21.381	1'59.868	201,0	11:46'59.980
4	43.040	37.439	27.418	23.449	2'11.346	201,0	11:49'11.326
5	38.806	34.949	23.543	21.167	1'58.465	214,6	11:51'09.791
6	38.867	35.048	23.589	21.046	1'58.550	206,8	11:53'08.341
7	38.540	35.048	23.707	21.304	1'58.599	210,8	11:55'06.940
8	41.541	38.552	24.673	44.015	2'28.781P	202,5	11:57'35.721
9	2'35.367	36.322	25.370	21.806	3'58.865P		12:01'34.586
10	39.175	35.335	23.712	21.399	1'59.621	204,5	12:03'34.207
11	42.906	34.968	25.223	21.371	2'04.468	203,3	12:05'38.675

30° 25 M. MARTELLA [1'57.875]							
Lap	Seg.1	Seg.2	Seg.3	Seg.4	Lap Time	km/h	Local Time
1		36.995	25.891	21.327			
2	38.695	35.364	23.576	21.025	1'58.660	208,4	11:45'12.704
3	38.655	34.795	23.368	21.057	1'57.875	205,6	11:47'10.579
4	38.412	35.103	24.361	23.361	2'01.237	210,0	11:49'11.816
5	38.481	35.414	26.992	43.514	2'24.401P	213,7	11:51'36.217
6	6'06.879	35.786	34.562	21.790	7'39.017P		11:59'15.234
7	38.736	34.756	23.520	21.032	1'58.044	210,4	12:01'13.278
8	38.491	35.316	23.732	21.088	1'58.627	212,1	12:03'11.905
9	38.606	35.174	25.377	21.499	2'00.656	210,8	12:05'12.561

34° 11 F. NOVOTNY [1'59.774]							
Lap	Seg.1	Seg.2	Seg.3	Seg.4	Lap Time	km/h	Local Time
1		37.328	25.100	21.863			
2	40.200	35.954	24.439	21.558	2'02.151	197,4	11:44'47.577
3	39.145	35.497	23.951	21.508	2'00.101	208,8	11:46'47.678
4	39.403	35.751	24.174	21.791	2'01.119	202,5	11:48'48.797
5	39.503	35.269	23.839	21.335	1'59.946	202,2	11:50'48.743
6	39.234	35.628	23.882	21.864	2'00.608	207,2	11:52'49.351
7	39.606	35.401	23.826	22.008	2'00.841	201,4	11:54'50.192
8	39.355	35.305	23.567	21.547	1'59.774	207,6	11:56'49.966
9	39.187	35.686	24.192	21.547	2'00.612	203,7	11:58'50.578
10	39.159	36.526	25.019	21.736	2'02.440	201,8	12:00'53.018
11	39.295	36.061	24.426	21.849	2'01.631	200,7	12:02'54.649
12	40.785	36.446	25.015	21.771	2'04.017	200,3	12:04'58.666
13	39.634	35.965	23.874	21.699	2'01.172	199,9	12:06'59.838

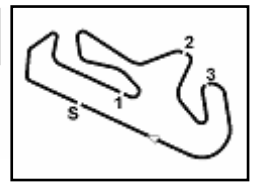
31° 80 G. MANSO [1'58.112]							
Lap	Seg.1	Seg.2	Seg.3	Seg.4	Lap Time	km/h	Local Time
1		39.075	25.067	22.404			
2	40.864	36.573	23.877	22.157	2'03.471	195,9	11:44'57.987
3	40.132	36.100	24.023	21.702	2'01.957	196,7	11:46'59.944
4	40.316	47.427	23.947	21.703	2'13.393	199,6	11:49'13.337
5	38.866	35.596	23.697	21.254	1'59.413	208,0	11:51'12.750
6	38.733	35.331	23.637	21.416	1'59.117	206,8	11:53'11.867
7	39.050	35.200	23.646	21.499	1'59.395	202,5	11:55'11.262
8	42.836	45.735	23.660	21.144	2'13.375	200,7	11:57'24.637
9	38.894	34.884	23.599	20.938	1'58.315	202,5	11:59'22.952
10	38.721	34.625	23.667	21.099	1'58.112	205,2	12:01'21.064
11	38.462	35.458	31.713	46.420	2'32.053P	210,0	12:03'53.117

32° 27 C. CLARK [1'58.184]							
Lap	Seg.1	Seg.2	Seg.3	Seg.4	Lap Time	km/h	Local Time
1		37.596	24.150	21.559			
2	40.134	36.243	23.943	21.471	2'01.791	201,8	11:44'43.420
3	39.468	35.419	23.679	21.540	2'00.106	199,6	11:46'43.526
4	39.377	34.994	23.635	20.913	1'58.919	206,8	11:48'42.445
5	39.297	35.255	23.531	21.011	1'59.094	210,0	11:50'41.539
6	39.256	35.183	23.932	20.564	1'58.935	208,8	11:52'40.474
7	39.140	35.076	23.568	21.115	1'58.899	206,0	11:54'39.373
8	39.122	35.270	23.554	21.336	1'59.282	204,1	11:56'38.655
9	39.601	37.013	26.635	22.786	2'06.035	200,3	11:58'44.690

09/08/2024 P = Pits In/Out - C = Lap Time Cancelled

These data/results cannot be reproduced, stored and/or transmitted in whole or in part by any manner of electronic, mechanical, photocopying, recording, broadcasting or otherwise now known or herein after developed without the previous express consent by the copyright owner, except for reproduction in daily press and regular printed publications on sale to the public within 60 days of the event related to those data/results and always provided that copyright symbol appears together as follows below.

© DORNA WSBK ORGANIZATION Srl 2024



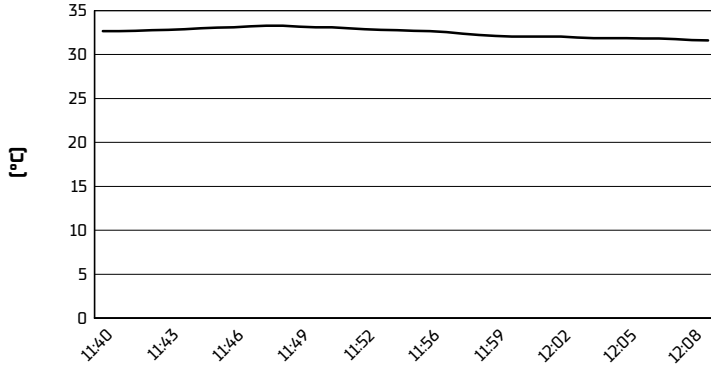
Portimao 4.592 m

Pirelli Portuguese Round, 9-11 August 2024

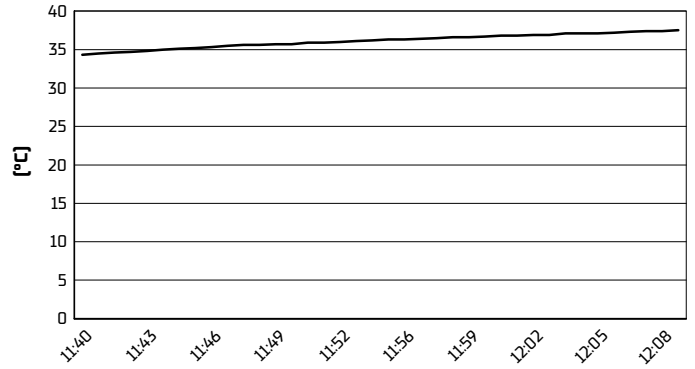
Weather Report Free Practice

Session started 11:40 - Session ended 12:09


Air Temperature



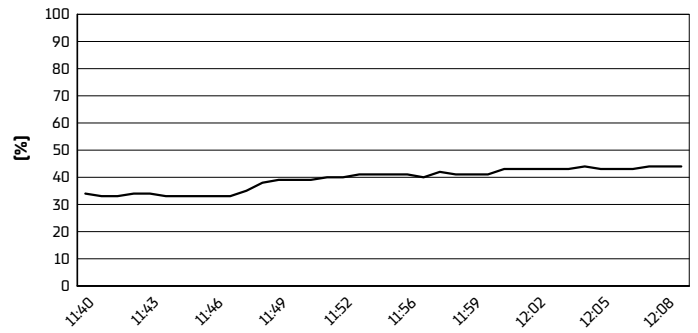
Track Temperature



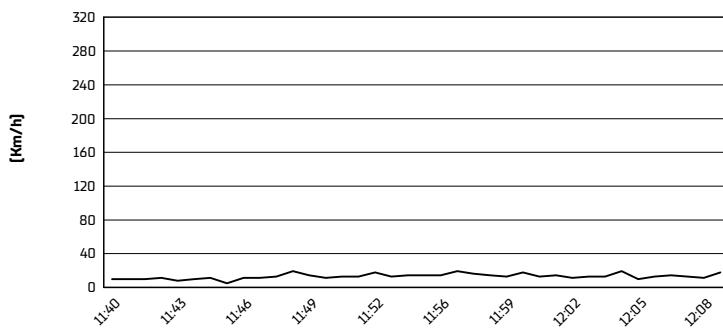
Air Pressure



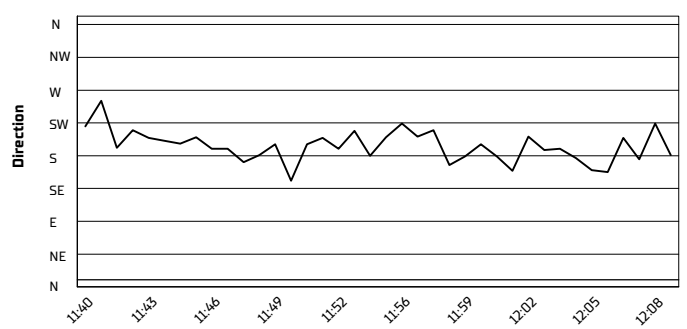
Humidity



Wind Speed



Wind Direction



09/08/2024

These data/results cannot be reproduced, stored and/or transmitted in whole or in part by any manner of electronic, mechanical, photocopying, recording, broadcasting or otherwise now known or herein after developed without the previous express consent by the copyright owner, except for reproduction in daily press and regular printed publications on sale to the public within 60 days of the event related to those data/results and always provided that copyright symbol appears together as follows below.

© DORNA WSBK ORGANIZATION Srl 2024