

Pirelli Portuguese Round, 9-11 August 2024
Results Tissot Superpole

No.	Rider	Nat	Team	Bike	Time	Gap	Rel.	Laps	Speed	
									Avg	Max
1	7 L. VENEMAN	NED	MTM Kawasaki	Kawasaki Ninja 400	1'55.399			11	143,253	206,8
2	26 M. GENNAI	ITA	MTM Kawasaki	Kawasaki Ninja 400	1'55.916	0.517	0.517	11	142,614	206,8
3	56 G. PRATAMA	INA	ProGP NitiRacing	Yamaha YZF-R3	1'55.962	0.563	0.046	12	142,557	212,5
4	57 A. MAHENDRA	INA	Team BrCorse	Yamaha YZF-R3	1'56.072	0.673	0.110	12	142,422	210,4
5	91 M. VANNUCCI	ITA	Pata Yamaha AG Motorsport Italia	Yamaha YZF-R3	1'56.083	0.684	0.011	10	142,408	213,7
6	43 M. GAGGI	ITA	Team BrCorse	Yamaha YZF-R3	1'56.139	0.740	0.056	12	142,340	214,6
7	58 I. IGLESIAS BRAVO	ESP	Fusport-RT Motorsport by SKM-Kawasaki	Kawasaki Ninja 400	1'56.238	0.839	0.099	9	142,219	207,2
8	50 C. THOMPSON	AUS	Fusport-RT Motorsport by SKM-Kawasaki	Kawasaki Ninja 400	1'56.324	0.925	0.086	11	142,113	197,7
9	38 D. SALVADOR	ESP	MS Racing	Yamaha YZF-R3	1'56.353	0.954	0.029	12	142,078	210,4
10	55 U. CALATAYUD	ESP	ARCO SASH MotoR University Team	Yamaha YZF-R3	1'56.354	0.955	0.001	12	142,077	210,8
11	88 D. MOGEDA	ESP	Team#109 Retro Traffic Kawasaki	Kawasaki Ninja 400	1'56.422	1.023	0.068	12	141,994	210,0
12	48 J. GARCIA GONZALEZ	ESP	KOVE Racing Team	Kove 321 RR-S	1'56.470	1.071	0.048	10	141,935	206,4
13	99 H. MAIER	BRA	MS Racing	Yamaha YZF-R3	1'56.530	1.131	0.060	11	141,862	208,8
14	80 G. MANSO	BRA	Yamaha AD78 FIM LA by MS Racing	Yamaha YZF-R3	1'56.530	1.131	0.000	12	141,862	213,7
15	22 M. GARCIA	ESP	KOVE Racing Team	Kove 321 RR-S	1'56.547	1.148	0.017	10	141,841	202,9
16	77 J. OSUNA SAEZ	ESP	DEZA-BOX 77 Racing Team	Kawasaki Ninja 400	1'56.651	1.252	0.104	11	141,715	208,4
17	31 E. BARTOLINI	ITA	Yamaha Motoxracing WorldSSP300 Team	Yamaha YZF-R3	1'56.709	1.310	0.058	11	141,645	206,4
18	1 J. BUIS	NED	Freudenberg KTM-PALIGO Racing	KTM RC 390 R	1'56.712	1.313	0.003	8	141,641	210,0
19	66 P. TONN	GER	Freudenberg KTM-PALIGO Racing	KTM RC 390 R	1'56.768	1.369	0.056	12	141,573	212,9
20	9 E. ERCOLANI	ITA	Yamaha Motoxracing WorldSSP300 Team	Yamaha YZF-R3	1'56.809	1.410	0.041	11	141,523	202,9
21	62 K. FONTAINHA	BRA	Yamaha AD78 FIM LA by MS Racing	Yamaha YZF-R3	1'56.943	1.544	0.134	12	141,361	207,6
22	8 B. IERACI	ITA	Team ProDina Kawasaki	Kawasaki Ninja 400	1'56.973	1.574	0.030	11	141,325	208,0
23	23 S. DI SORA	FRA	ARCO SASH MotoR University Team	Yamaha YZF-R3	1'57.231	1.832	0.258	12	141,014	209,2
24	79 T. ALONSO	POR	Pons Motorsport Italika Racing	Kawasaki Ninja 400	1'57.250	1.851	0.019	11	140,991	210,8
25	47 F. SEABRIGHT	GBR	Kawasaki GP Project	Kawasaki Ninja 400	1'57.297	1.898	0.047	12	140,935	209,2
26	41 R. TRAGNI	ITA	Pata Yamaha AG Motorsport Italia	Yamaha YZF-R3	1'57.299	1.900	0.002	11	140,932	201,0
27	85 K. SABATUCCI	ITA	Team Flembbo-PL Performances	Kawasaki Ninja 400	1'57.389	1.990	0.090	12	140,824	202,2
28	17 R. BIJMAN	NED	Team Flembbo-PL Performances	Kawasaki Ninja 400	1'57.481	2.082	0.092	9	140,714	205,2
29	29 G. ZANNINI	ITA	Team ProDina Kawasaki	Kawasaki Ninja 400	1'57.817	2.418	0.336	9	140,313	202,9
30	25 M. MARTELLA	ITA	Kawasaki GP Project	Kawasaki Ninja 400	1'57.872	2.473	0.055	10	140,247	206,4
31	71 I. BOLANO HERNANDEZ	ESP	DEZA-BOX 77 Racing Team	Kawasaki Ninja 400	1'58.288	2.889	0.416	12	139,754	211,6
32	61 D. BORGES	POR	Speed Master Racing Team	Kawasaki Ninja 400	1'59.151	3.752	0.863	1	138,742	198,8
33	27 C. CLARK	USA	Accolade Smrz Racing BGR	Kawasaki Ninja 400	1'59.499	4.100	0.348	12	138,338	197,4
34	11 F. NOVOTNY	CZE	Accolade Smrz Racing BGR	Kawasaki Ninja 400	1'59.777	4.378	0.278	12	138,016	196,7

Qualifying Lap Time (105% of 1'55.399): 2'01.169

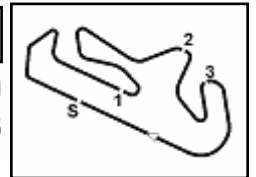
AIR	Humidity:	32%	Temp:	34°C
TRACK	Condition:	Dry	Temp:	46°C

Records	Pole	(SP)	2023 J.Perez Gonzalez	1'54.428	144,470	Km/h
	Race	(RC2)	2023 D.Geiger	1'55.113	143,610	Km/h
	All Times	(SP)	2023 J.Perez Gonzalez	1'54.428	144,470	Km/h

Start 09/08/2024 16:10 End 16:44 The results are provisional until the end of the time limit for protests and appeals and the completion of the technical checks.

These data/results cannot be reproduced, stored and/or transmitted in whole or in part by any manner of electronic, mechanical, photocopying, recording, broadcasting or otherwise now known or herein after developed without the previous express consent by the copyright owner, except for reproduction in daily press and regular printed publications on sale to the public within 60 days of the event related to those data/results and always provided that copyright symbol appears together as follows below.

© DORNA WSBK ORGANIZATION Srl 2024



Pirelli Portuguese Round, 9-11 August 2024
Results Tissot Superpole

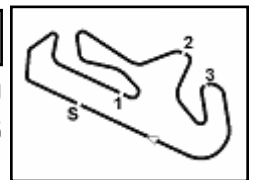
Session Highlights

Local Time	No. Rider	Description
16.10.00		Start of Session
16.10.19		WorldSSP300 Pit Intervention Time: 1min 50secs
16.14.59	1 J. BUIJS	#1 Crashed - Turn 5
16.15.18	17 R. BIJMAN	#17 Crashed - Pit Lane Exit
16.15.18	61 D. BORGES	#61 Crashed - Pit Lane Exit
16.15.20		RED FLAG
16.20.00		Session Restart
16.22.03	61 D. BORGES	#61 Medical Centre
16.23.34	58 I. IGLESIAS BRAVO	#58 Crashed - Turn 5
16.23.52	58 I. IGLESIAS BRAVO	#58 Rejoined
16.24.07	56 G. PRATAMA	#56 On Asphalt - Rejoined - Turn 5
16.24.07	62 K. FONTAINHA	#62 On Asphalt - Rejoined - Turn 5
16.24.07	99 H. MAIER	#99 On Asphalt - Rejoined - Turn 5
16.25.17	38 D. SALVADOR	#38 Lap Time Cancelled [2'24.143] - Yellow Flag - Turn Finish Line
16.25.22	41 R. TRAGNI	#41 Lap Time Cancelled [2'30.550] - Yellow Flag - Turn Finish Line
16.25.27	91 M. VANNUCCI	#91 Lap Time Cancelled [2'27.853] - Yellow Flag - Turn Finish Line
16.25.32	85 K. SABATUCCI	#85 Lap Time Cancelled [2'27.028] - Yellow Flag - Turn Finish Line
16.25.37	55 U. CALATAYUD	#55 Lap Time Cancelled [2'28.900] - Yellow Flag - Turn Finish Line
16.25.42	88 D. MOGEDA	#88 Lap Time Cancelled [2'03.880] - Yellow Flag - Turn Finish Line
16.25.47	50 C. THOMPSON	#50 Lap Time Cancelled [2'25.459] - Yellow Flag - Turn Finish Line
16.25.50	17 R. BIJMAN	#17 On Asphalt - Rejoined - Turn 5
16.25.52	43 M. GAGGI	#43 Lap Time Cancelled [2'21.283] - Yellow Flag - Turn Finish Line
16.25.57	79 T. ALONSO	#79 Lap Time Cancelled [2'24.696] - Yellow Flag - Turn Finish Line
16.26.02	22 M. GARCIA	#22 Lap Time Cancelled [1'57.168] - Yellow Flag - Turn Finish Line
16.26.07	48 J. GARCIA GONZALEZ	#48 Lap Time Cancelled [4'31.636] - Yellow Flag - Turn Finish Line
16.26.12	62 K. FONTAINHA	#62 Lap Time Cancelled [2'27.111] - Yellow Flag - Turn Finish Line
16.26.17	57 A. MAHENDRA	#57 Lap Time Cancelled [2'29.950] - Yellow Flag - Turn Finish Line
16.26.22	58 I. IGLESIAS BRAVO	#58 Lap Time Cancelled [2'24.858] - Yellow Flag - Turn Finish Line
16.26.27	99 H. MAIER	#99 Lap Time Cancelled [2'08.779] - Yellow Flag - Turn Finish Line
16.26.32	56 G. PRATAMA	#56 Lap Time Cancelled [2'29.988] - Yellow Flag - Turn Finish Line
16.26.37	80 G. MANSO	#80 Lap Time Cancelled [2'27.190] - Yellow Flag - Turn Finish Line
16.26.42	77 J. OSUNA SAEZ	#77 Lap Time Cancelled [1'57.792] - Yellow Flag - Turn Finish Line
16.26.47	1 I. BOLANO HERNANDEZ	#71 Lap Time Cancelled [2'22.716] - Yellow Flag - Turn Finish Line
16.26.52	25 M. MARTELLA	#25 Lap Time Cancelled [7'40.019] - Yellow Flag - Turn Finish Line
16.26.57	25 M. MARTELLA	#25 Lap Time Cancelled [7'40.019] - Yellow Flag - Turn Finish Line
16.27.02	31 E. BARTOLINI	#31 Lap Time Cancelled [5'40.933] - Yellow Flag - Turn Finish Line
16.27.07	9 E. ERCOLANI	#9 Lap Time Cancelled [5'42.253] - Yellow Flag - Turn Finish Line
16.27.12	23 S. DI SORA	#23 Lap Time Cancelled [6'09.912] - Yellow Flag - Turn Finish Line
16.27.17	8 B. IERACI	#8 Lap Time Cancelled [5'46.637] - Yellow Flag - Turn Finish Line
16.27.22	17 R. BIJMAN	#17 Lap Time Cancelled [12'30.611] - Yellow Flag - Turn Finish Line
16.27.32	47 F. SEABRIGHT	#47 Lap Time Cancelled [6'03.166] - Yellow Flag - Turn Finish Line
16.27.37	88 D. MOGEDA	#88 Lap Time Cancelled [5'37.874] - Yellow Flag - Turn Finish Line
16.27.42	7 L. VENEMAN	#7 Lap Time Cancelled [5'39.764] - Yellow Flag - Turn Finish Line
16.27.47	9 E. ERCOLANI	#9 Lap Time Cancelled [5'42.253] - Yellow Flag - Turn Finish Line
16.27.52	57 A. MAHENDRA	#57 Lap Time Cancelled [5'31.867] - Yellow Flag - Turn Finish Line
16.27.57	55 U. CALATAYUD	#55 Lap Time Cancelled [5'39.928] - Yellow Flag - Turn Finish Line
16.28.02	80 G. MANSO	#80 Lap Time Cancelled [5'12.350] - Yellow Flag - Turn Finish Line
16.28.07	56 G. PRATAMA	#56 Lap Time Cancelled [5'17.212] - Yellow Flag - Turn Finish Line
16.28.12	38 D. SALVADOR	#38 Lap Time Cancelled [5'44.997] - Yellow Flag - Turn Finish Line
16.28.17	85 K. SABATUCCI	#85 Lap Time Cancelled [5'42.072] - Yellow Flag - Turn Finish Line
16.28.22	88 D. MOGEDA	#88 Lap Time Cancelled [5'37.874] - Yellow Flag - Turn Finish Line
16.28.27	62 K. FONTAINHA	#62 Lap Time Cancelled [5'12.469] - Yellow Flag - Turn Finish Line
16.28.32	85 K. SABATUCCI	#85 Lap Time Cancelled [5'42.072] - Yellow Flag - Turn Finish Line
16.28.37	71 I. BOLANO HERNANDEZ	#71 Lap Time Cancelled [5'26.765] - Yellow Flag - Turn Finish Line
16.28.42	79 T. ALONSO	#79 Lap Time Cancelled [5'39.193] - Yellow Flag - Turn Finish Line
16.28.47	99 H. MAIER	#99 Lap Time Cancelled [5'07.051] - Yellow Flag - Turn Finish Line

Start 09/08/2024 16:10 End 16:44 The results are provisional until the end of the time limit for protests and appeals and the completion of the technical checks.

These data/results cannot be reproduced, stored and/or transmitted in whole or in part by any manner of electronic, mechanical, photocopying, recording, broadcasting or otherwise now known or herein after developed without the previous express consent by the copyright owner, except for reproduction in daily press and regular printed publications on sale to the public within 60 days of the event related to those data/results and always provided that copyright symbol appears together as follows below.

© DORNA WSBK ORGANIZATION Srl 2024



Pirelli Portuguese Round, 9–11 August 2024
Results Tissot Superpole

16.28.52	23 S. DI SORA	#23 Lap Time Cancelled [2'20.633] - Yellow Flag - Turn 5
16.28.57	47 F. SEABRIGHT	#47 Lap Time Cancelled [2'20.505] - Yellow Flag - Turn 5
16.29.02	29 G. ZANNINI	#29 Lap Time Cancelled [2'25.009] - Yellow Flag - Turn 5
16.29.07	11 F. NOVOTNY	#11 Lap Time Cancelled [2'25.509] - Yellow Flag - Turn 5
16.29.22	27 C. CLARK	#27 Lap Time Cancelled [2'29.801] - Yellow Flag - Turn 5
16.29.27	38 D. SALVADOR	#38 Lap Time Cancelled [2'24.143] - Yellow Flag - Turn 5
16.29.32	91 M. VANNUCCI	#91 Lap Time Cancelled [2'27.853] - Yellow Flag - Turn 5
16.29.37	41 R. TRAGNI	#41 Lap Time Cancelled [2'30.550] - Yellow Flag - Turn 5
16.29.42	55 U. CALATAYUD	#55 Lap Time Cancelled [2'28.900] - Yellow Flag - Turn 5
16.29.47	88 D. MOGEDA	#88 Lap Time Cancelled [2'30.964] - Yellow Flag - Turn 5
16.30.42	58 I. IGLESIAS BRAVO	#58 On Asphalt - Rejoined - Turn 5
16.31.42	43 M. GAGGI	#43 On Asphalt - Rejoined - Turn 5
16.32.44		WorldSSP Superpole On Time
16.33.41	50 C. THOMPSON	#50 On Asphalt - Rejoined - Turn 5
16.36.08	26 M. GENNAI	#26 On Asphalt - Rejoined - Turn 5
16.36.09	99 H. MAIER	#99 On Asphalt - Rejoined - Turn 5
16.36.09	91 M. VANNUCCI	#91 On Asphalt - Rejoined - Turn 5
16.37.05	23 S. DI SORA	#23 Lap Time Cancelled [2'07.971] - Exceeded Track Limits - Turn
16.37.11	23 S. DI SORA	#23 Lap Time Cancelled [2'07.971] - Exceeded Track Limits - Turn
16.37.18	1 J. BUIS	#1 Lap Time Cancelled [14'53.373] - Yellow Flag - Turn Finish Line
16.37.36	29 G. ZANNINI	#29 Crashed - Turn 13
16.43.14		Top 3 Confirmed
16.44.17		End of Session

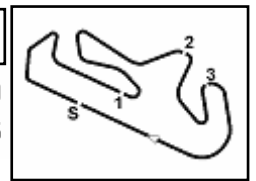
Fastest Laps Sequence

No.	Rider	Nat	Team	Bike	Local Time	Time	Gap	Avg
7	L. VENEMAN	NED	MTM Kawasaki	Kawasaki Ninja 400	16:14'01.945	1'56.772		141,568
1	J. BUIS	NED	Freudenberg KTM-PALIGO Racing	KTM RC 390 R	16:14'03.435	1'56.712	-0.060	141,641
26	M. GENNAI	ITA	MTM Kawasaki	Kawasaki Ninja 400	16:24'01.194	1'55.916	-0.796	142,614
7	L. VENEMAN	NED	MTM Kawasaki	Kawasaki Ninja 400	16:24'01.216	1'55.745	-0.171	142,824
7	L. VENEMAN	NED	MTM Kawasaki	Kawasaki Ninja 400	16:27'53.673	1'55.550	-0.195	143,065
7	L. VENEMAN	NED	MTM Kawasaki	Kawasaki Ninja 400	16:35'50.448	1'55.399	-0.151	143,253

Start 09/08/2024 16:10 End 16:44 The results are provisional until the end of the time limit for protests and appeals and the completion of the technical checks.

These data/results cannot be reproduced, stored and/or transmitted in whole or in part by any manner of electronic, mechanical, photocopying, recording, broadcasting or otherwise now known or herein after developed without the previous express consent by the copyright owner, except for reproduction in daily press and regular printed publications on sale to the public within 60 days of the event related to those data/results and always provided that copyright symbol appears together as follows below.

© DORNA WSBK ORGANIZATION Srl 2024



Portimao 4.592 m

Pirelli Portuguese Round, 9-11 August 2024
Best Sectors & Speed Tissot Superpole

BEST LAP		
1	7 L. VENEMAN	Kawasaki Ninja 400 1'55.399
2	26 M. GENNAI	Kawasaki Ninja 400 1'55.916
3	56 G. PRATAMA	Yamaha YZF-R3 1'55.962
4	57 A. MAHENDRA	Yamaha YZF-R3 1'56.072
5	91 M. VANNUCCI	Yamaha YZF-R3 1'56.083
6	43 M. GAGGI	Yamaha YZF-R3 1'56.139
7	58 I. IGLESIAS BRAVO	Kawasaki Ninja 400 1'56.238
8	50 C. THOMPSON	Kawasaki Ninja 400 1'56.324
9	38 D. SALVADOR	Yamaha YZF-R3 1'56.353
10	55 U. CALATAYUD	Yamaha YZF-R3 1'56.354
11	88 D. MOGEDA	Kawasaki Ninja 400 1'56.422
12	48 J. GARCIA GONZALEZ	Kove 321 RR-S 1'56.470
13	80 G. MANSO	Yamaha YZF-R3 1'56.530
14	99 H. MAIER	Yamaha YZF-R3 1'56.530
15	22 M. GARCIA	Kove 321 RR-S 1'56.547
16	77 J. OSUNA SAEZ	Kawasaki Ninja 400 1'56.651
17	31 E. BARTOLINI	Yamaha YZF-R3 1'56.709
18	1 J. BUIS	KTM RC 390 R 1'56.712
19	66 P. TONN	KTM RC 390 R 1'56.768
20	9 E. ERCOLANI	Yamaha YZF-R3 1'56.809
21	62 K. FONTAINHA	Yamaha YZF-R3 1'56.943
22	8 B. IERACI	Kawasaki Ninja 400 1'56.973
23	23 S. DI SORA	Yamaha YZF-R3 1'57.231
24	79 T. ALONSO	Kawasaki Ninja 400 1'57.250
25	47 F. SEABRIGHT	Kawasaki Ninja 400 1'57.297
26	41 R. TRAGNI	Yamaha YZF-R3 1'57.299
27	85 K. SABATUCCI	Kawasaki Ninja 400 1'57.389
28	17 R. BIJMAN	Kawasaki Ninja 400 1'57.481
29	29 G. ZANNINI	Kawasaki Ninja 400 1'57.817
30	25 M. MARTELLA	Kawasaki Ninja 400 1'57.872
31	71 I. BOLANO HERNANDEZ	Kawasaki Ninja 400 1'58.288
32	61 D. BORGES	Kawasaki Ninja 400 1'59.151
33	27 C. CLARK	Kawasaki Ninja 400 1'59.499
34	11 F. NOVOTNY	Kawasaki Ninja 400 1'59.777

SPEED		
1	43 M. GAGGI	Yamaha YZF-R3 214,6
2	91 M. VANNUCCI	Yamaha YZF-R3 213,7
3	80 G. MANSO	Yamaha YZF-R3 213,7
4	66 P. TONN	KTM RC 390 R 212,9
5	56 G. PRATAMA	Yamaha YZF-R3 212,5
6	71 I. BOLANO HERNANDEZ	Kawasaki Ninja 400 211,6
7	55 U. CALATAYUD	Yamaha YZF-R3 210,8
8	79 T. ALONSO	Kawasaki Ninja 400 210,8
9	57 A. MAHENDRA	Yamaha YZF-R3 210,4
10	38 D. SALVADOR	Yamaha YZF-R3 210,4
11	88 D. MOGEDA	Kawasaki Ninja 400 210,0
12	1 J. BUIS	KTM RC 390 R 210,0
13	23 S. DI SORA	Yamaha YZF-R3 209,2
14	47 F. SEABRIGHT	Kawasaki Ninja 400 209,2
15	99 H. MAIER	Yamaha YZF-R3 208,8
16	77 J. OSUNA SAEZ	Kawasaki Ninja 400 208,4
17	8 B. IERACI	Kawasaki Ninja 400 208,0
18	62 K. FONTAINHA	Yamaha YZF-R3 207,6
19	58 I. IGLESIAS BRAVO	Kawasaki Ninja 400 207,2
20	26 M. GENNAI	Kawasaki Ninja 400 206,8
21	7 L. VENEMAN	Kawasaki Ninja 400 206,8
22	31 E. BARTOLINI	Yamaha YZF-R3 206,4
23	48 J. GARCIA GONZALEZ	Kove 321 RR-S 206,4
24	25 M. MARTELLA	Kawasaki Ninja 400 206,4
25	17 R. BIJMAN	Kawasaki Ninja 400 205,2
26	22 M. GARCIA	Kove 321 RR-S 202,9
27	9 E. ERCOLANI	Yamaha YZF-R3 202,9
28	29 G. ZANNINI	Kawasaki Ninja 400 202,9
29	85 K. SABATUCCI	Kawasaki Ninja 400 202,2
30	41 R. TRAGNI	Yamaha YZF-R3 201,0
31	61 D. BORGES	Kawasaki Ninja 400 198,8
32	50 C. THOMPSON	Kawasaki Ninja 400 197,7
33	27 C. CLARK	Kawasaki Ninja 400 197,4
34	11 F. NOVOTNY	Kawasaki Ninja 400 196,7

SEG. 1		
1	7 L. VENEMAN	37.545
2	56 G. PRATAMA	37.697
3	57 A. MAHENDRA	37.732
4	38 D. SALVADOR	37.760
5	88 D. MOGEDA	37.782
6	47 F. SEABRIGHT	37.858
7	80 G. MANSO	37.883
8	55 U. CALATAYUD	37.893
9	43 M. GAGGI	37.913
10	58 I. IGLESIAS BRAVO	37.953
11	91 M. VANNUCCI	38.002
12	26 M. GENNAI	38.022
13	62 K. FONTAINHA	38.027
14	79 T. ALONSO	38.030
15	48 J. GARCIA GONZALEZ	38.033
16	22 M. GARCIA	38.033
17	66 P. TONN	38.063
18	1 J. BUIS	38.070
19	77 J. OSUNA SAEZ	38.071
20	99 H. MAIER	38.094
21	8 B. IERACI	38.101
22	17 R. BIJMAN	38.138
23	9 E. ERCOLANI	38.151
24	85 K. SABATUCCI	38.194
25	31 E. BARTOLINI	38.212
26	23 S. DI SORA	38.252
27	50 C. THOMPSON	38.314
28	71 I. BOLANO HERNANDEZ	38.320
29	41 R. TRAGNI	38.346
30	25 M. MARTELLA	38.432
31	29 G. ZANNINI	38.706
32	11 F. NOVOTNY	39.147
33	27 C. CLARK	39.258

SEG. 2		
1	26 M. GENNAI	33.721
2	7 L. VENEMAN	33.763
3	56 G. PRATAMA	33.940
4	31 E. BARTOLINI	34.004
5	91 M. VANNUCCI	34.006
6	1 J. BUIS	34.029
7	43 M. GAGGI	34.048
8	22 M. GARCIA	34.075
9	55 U. CALATAYUD	34.078
10	9 E. ERCOLANI	34.100
11	58 I. IGLESIAS BRAVO	34.143
12	48 J. GARCIA GONZALEZ	34.148
13	8 B. IERACI	34.212
14	50 C. THOMPSON	34.226
15	47 F. SEABRIGHT	34.265
16	57 A. MAHENDRA	34.269
17	88 D. MOGEDA	34.273
18	99 H. MAIER	34.298
19	38 D. SALVADOR	34.312
20	79 T. ALONSO	34.321
21	66 P. TONN	34.332
22	71 I. BOLANO HERNANDEZ	34.353
23	77 J. OSUNA SAEZ	34.354
24	85 K. SABATUCCI	34.414
25	41 R. TRAGNI	34.450
26	62 K. FONTAINHA	34.483
27	23 S. DI SORA	34.522
28	17 R. BIJMAN	34.546
29	25 M. MARTELLA	34.566
30	29 G. ZANNINI	34.600
31	80 G. MANSO	34.636
32	27 C. CLARK	35.056
33	11 F. NOVOTNY	35.171

SEG. 3		
1	50 C. THOMPSON	22.647
2	7 L. VENEMAN	22.690
3	77 J. OSUNA SAEZ	22.843
4	43 M. GAGGI	22.911
5	58 I. IGLESIAS BRAVO	22.920
6	55 U. CALATAYUD	22.926
7	66 P. TONN	22.982
8	38 D. SALVADOR	22.984
9	41 R. TRAGNI	22.991
10	9 E. ERCOLANI	23.010
11	91 M. VANNUCCI	23.012
12	80 G. MANSO	23.030
13	47 F. SEABRIGHT	23.032
14	88 D. MOGEDA	23.035
15	26 M. GENNAI	23.065
16	23 S. DI SORA	23.067
17	57 A. MAHENDRA	23.068
18	31 E. BARTOLINI	23.069
19	22 M. GARCIA	23.081
20	8 B. IERACI	23.086
21	1 J. BUIS	23.138
22	99 H. MAIER	23.171
23	48 J. GARCIA GONZALEZ	23.197
24	56 G. PRATAMA	23.198
25	25 M. MARTELLA	23.198
26	29 G. ZANNINI	23.223
27	62 K. FONTAINHA	23.226
28	17 R. BIJMAN	23.232
29	79 T. ALONSO	23.248
30	27 C. CLARK	23.257
31	85 K. SABATUCCI	23.271
32	71 I. BOLANO HERNANDEZ	23.377
33	11 F. NOVOTNY	23.543
34	61 D. BORGES	23.903

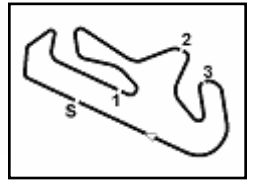
SEG. 4		
1	56 G. PRATAMA	20.525
2	99 H. MAIER	20.574
3	58 I. IGLESIAS BRAVO	20.628
4	91 M. VANNUCCI	20.669
5	57 A. MAHENDRA	20.793
6	88 D. MOGEDA	20.801
7	80 G. MANSO	20.840
8	43 M. GAGGI	20.842
9	55 U. CALATAYUD	20.845
10	22 M. GARCIA	20.855
11	9 E. ERCOLANI	20.864
12	62 K. FONTAINHA	20.864
13	1 J. BUIS	20.881
14	17 R. BIJMAN	20.884
15	31 E. BARTOLINI	20.888
16	26 M. GENNAI	20.893
17	7 L. VENEMAN	20.919
18	77 J. OSUNA SAEZ	20.924
19	23 S. DI SORA	20.933
20	79 T. ALONSO	20.946
21	48 J. GARCIA GONZALEZ	20.949
22	38 D. SALVADOR	20.974
23	41 R. TRAGNI	20.989
24	66 P. TONN	20.996
25	8 B. IERACI	20.998
26	47 F. SEABRIGHT	21.013
27	50 C. THOMPSON	21.040
28	61 D. BORGES	21.044
29	71 I. BOLANO HERNANDEZ	21.049
30	29 G. ZANNINI	21.094
31	85 K. SABATUCCI	21.171
32	25 M. MARTELLA	21.177
33	27 C. CLARK	21.476
34	11 F. NOVOTNY	21.572

09/08/2024

These data/results cannot be reproduced, stored and/or transmitted in whole or in part by any manner of electronic, mechanical, photocopying, recording, broadcasting or otherwise now known or herein after developed without the previous express consent by the copyright owner, except for reproduction in daily press and regular printed publications on sale to the public within 60 days of the event related to those data/results and always provided that copyright symbol appears together as follows below.

© DORNA WSBK ORGANIZATION Srl 2024





Portimao 4.592 m

Pirelli Portuguese Round, 9-11 August 2024
Ideal Times Tissot Superspole

No. Rider	Nat	Bike	Seg. 1 Diff. 1	Seg. 2 Diff. 2	Seg. 3 Diff. 3	Seg. 4 Diff. 4	Ideal Time Best Lap	Pos.	Diff.	
1	7 L. VENEMAN	NED Kawasaki Ninja 400	37.545 +0.063	33.763 +0.263	22.690	20.919 +0.156	1'54.917 1'55.399	1	0.482	
2	56 G. PRATAMA	INA Yamaha YZF-R3	37.697 +0.061	33.940	23.198	20.525 +0.541	1'55.360 1'55.962	3	0.602	
3	58 I. IGLESIAS BRAVO	ESP Kawasaki Ninja 400	37.953 +0.008	34.143	22.920 +0.092	20.628 +0.494	1'55.644 1'56.238	7	0.594	
4	91 M. VANNUCCI	ITA Yamaha YZF-R3	38.002 +0.006	34.006	23.012	20.669 +0.388	1'55.689 1'56.083	5	0.394	
5	26 M. GENNAI	ITA Kawasaki Ninja 400	38.022 +0.215	33.721	23.065	20.893	1'55.701 1'55.916	2	0.215	
6	43 M. GAGGI	ITA Yamaha YZF-R3	37.913 +0.138	34.048	22.911 +0.164	20.842 +0.123	1'55.714 1'56.139	6	0.425	
7	55 U. CALATAYUD	ESP Yamaha YZF-R3	37.893 +0.237	34.078 +0.112	22.926 +0.263	20.845	1'55.742 1'56.354	10	0.612	
8	57 A. MAHENDRA	INA Yamaha YZF-R3	37.732 +0.171	34.269	23.068	20.793 +0.039	1'55.862 1'56.072	4	0.210	
9	88 D. MOGEDA	ESP Kawasaki Ninja 400	37.782 +0.499	34.273	23.035	20.801 +0.032	1'55.891 1'56.422	11	0.531	
10	38 D. SALVADOR	ESP Yamaha YZF-R3	37.760 +0.266	34.312 +0.057	22.984	20.974	1'56.030 1'56.353	9	0.323	
11	22 M. GARCIA	ESP Kove 321 RR-S	38.033	34.075 +0.247	23.081 +0.127	20.855 +0.129	1'56.044 1'56.547	15	0.503	
12	1 J. BUIS	NED KTM RC 390 R	38.070 +0.093	34.029	23.138 +0.238	20.881 +0.263	1'56.118 1'56.712	18	0.594	
13	9 E. ERCOLANI	ITA Yamaha YZF-R3	38.151	34.100	23.010 +0.052	20.864 +0.632	1'56.125 1'56.809	20	0.684	
14	99 H. MAIER	BRA Yamaha YZF-R3	38.094 +0.046	34.298 +0.067	23.171	20.574 +0.280	1'56.137 1'56.530	13	0.393	
15	47 F. SEABRIGHT	GBR Kawasaki Ninja 400	37.858 +0.088	34.265	23.032 +0.847	21.013 +0.194	1'56.168 1'57.297	25	1.129	
16	31 E. BARTOLINI	ITA Yamaha YZF-R3	38.212 +0.198	34.004 +0.031	23.069	20.888 +0.307	1'56.173 1'56.709	17	0.536	
17	77 J. OSUNA SAEZ	ESP Kawasaki Ninja 400	38.071	34.354 +0.186	22.843 +0.177	20.924 +0.096	1'56.192 1'56.651	16	0.459	
18	50 C. THOMPSON	AUS Kawasaki Ninja 400	38.314	34.226 +0.093	22.647	21.040 +0.004	1'56.227 1'56.324	8	0.097	
19	48 J. GARCIA GONZALEZ	ESP Kove 321 RR-S	38.033 +0.013	34.148 +0.130	23.197	20.949	1'56.327 1'56.470	12	0.143	
20	66 P. TONN	GER KTM RC 390 R	38.063 +0.240	34.332	22.982	20.996 +0.155	1'56.373 1'56.768	19	0.395	
21	80 G. MANSO	BRA Yamaha YZF-R3	37.883	34.636	23.030 +0.141	20.840	1'56.389 1'56.530	14	0.141	
22	8 B. IERACI	ITA Kawasaki Ninja 400	38.101 +0.093	34.212	23.086 +0.030	20.998 +0.453	1'56.397 1'56.973	22	0.576	
23	79 T. ALONSO	POR Kawasaki Ninja 400	38.030 +0.365	34.321 +0.041	23.248	20.946 +0.299	1'56.545 1'57.250	24	0.705	
24	62 K. FONTAINHA	BRA Yamaha YZF-R3	38.027	34.483 +0.343	23.226	20.864	1'56.600 1'56.943	21	0.343	
25	23 S. DI SORA	FRA Yamaha YZF-R3	38.252 +0.063	34.522	23.067	20.933 +0.394	1'56.774 1'57.231	23	0.457	
26	41 R. TRAGNI	ITA Yamaha YZF-R3	38.346	34.450 +38.721	22.991 +0.118	20.989 +0.030	1'56.776 1'57.299	26	0.523	
27	17 R. BIJMAN	NED Kawasaki Ninja 400	38.138 +0.428	34.546	23.232 +0.253	20.884	1'56.800 1'57.481	28	0.681	
28	85 K. SABATUCCI	ITA Kawasaki Ninja 400	38.194 +0.268	34.414 +0.071	23.271	21.171	1'57.050 1'57.389	27	0.339	
29	71 I. BOLANO HERNANDEZ	ESP Kawasaki Ninja 400	38.320 +0.140	34.353	23.377 +0.731	21.049 +0.318	1'57.099 1'58.288	31	1.189	
30	25 M. MARTELLA	ITA Kawasaki Ninja 400	38.432 +0.263	34.566	23.198	21.177 +0.236	1'57.373 1'57.872	30	0.499	
31	29 G. ZANNINI	ITA Kawasaki Ninja 400	38.706	34.600 +0.080	23.223	21.094 +0.114	1'57.623 1'57.817	29	0.194	
32	27 C. CLARK	USA Kawasaki Ninja 400	39.258	35.056 +0.061	23.257 +0.339	21.476 +0.052	1'59.047 1'59.499	33	0.452	
33	11 F. NOVOTNY	CZE Kawasaki Ninja 400	39.147	35.171	23.543 +0.070	21.572 +0.274	1'59.433 1'59.777	34	0.344	
	61 D. BORGES	POR Kawasaki Ninja 400	One or more sectors missing					1'59.151		
Overall Ideal Time			37.545	33.721	22.647	20.525	1'54.438			

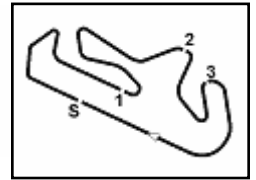
09/08/2024

These data/results cannot be reproduced, stored and/or transmitted in whole or in part by any manner of electronic, mechanical, photocopying, recording, broadcasting or otherwise now known or herein after developed without the previous express consent by the copyright owner, except for reproduction in daily press and regular printed publications on sale to the public within 60 days of the event related to those data/results and always provided that copyright symbol appears together as follows below.

© DORNA WSBK ORGANIZATION Srl 2024

FIGR PERUGIA TIMING





Pirelli Portuguese Round, 9-11 August 2024
Chronological Analysis Tissot Superpole

1° 7 L. VENEMAN [1'55.399]								5° 91 M. VANNUCCI [1'56.083]							
Lap	Seg1	Seg2	Seg3	Seg4	Lap Time	km/h	Local Time	Lap	Seg1	Seg2	Seg3	Seg4	Lap Time	km/h	Local Time
1		34.935	23.130	21.274				1		37.568					
2	38.495	34.074	23.055	21.148	1'56.772	194,5	16:14'01.945	2	38.127	35.528	25.876	21.081	2'00.612	205,2	16:14'36.564
3	38.313	38.391	24.533	42.525	2'23.762CP	194,2	16:16'25.707	3	40.707	36.595	24.378	46.173	2'27.853CP	197,4	16:17'04.417
4	4'20.892	34.350	23.357	21.165	5'39.764CP		16:22'05.471	4	7'38.337	34.502	23.823	21.075	8'57.737P		16:26'02.154
5	37.880	33.763	22.946	21.156	1'55.745	200,7	16:24'01.216	5	38.596	34.256	23.291	20.748	1'56.891	194,5	16:27'59.045
6	38.293	34.501	23.107	21.006	1'56.907	196,7	16:25'58.123	6	38.008	34.006	23.012	21.057	1'56.083	201,8	16:29'55.128
7	37.545	33.987	22.852	21.166	1'55.550	204,8	16:27'53.673	7	39.402	34.266	23.021	43.814	2'20.503P	195,6	16:32'15.631
8	38.159	34.390	23.218	39.253	2'15.020P	196,3	16:30'08.693	8	1'20.118	34.910	23.934	22.308	2'41.270P		16:34'56.901
9	2'27.717	34.507	23.213	20.919	3'46.356P		16:33'55.049	9	38.979	40.848	24.836	20.873	2'05.536	201,4	16:37'02.437
10	37.608	34.026	22.690	21.075	1'55.399	206,8	16:35'50.448	10	38.002	34.286	23.323	20.832	1'56.443	213,7	16:38'58.880
11	38.310	35.072	28.404	22.777	2'04.563	195,9	16:37'55.011	11	38.378	34.752	24.267	20.669	1'58.066	195,9	16:40'56.946
12	41.249	34.688	23.442	21.232	2'00.611	198,8	16:39'55.622								

2° 26 M. GENNAI [1'55.916]								6° 43 M. GAGGI [1'56.139]							
Lap	Seg1	Seg2	Seg3	Seg4	Lap Time	km/h	Local Time	Lap	Seg1	Seg2	Seg3	Seg4	Lap Time	km/h	Local Time
1		34.546	23.510	21.469				1		34.996	37.526	22.520			
2	38.706	34.116	23.141	21.075	1'57.038	197,4	16:14'03.677	2	38.543	34.489	30.453	23.618	2'07.103	204,5	16:14'43.796
3	38.404	36.358	24.183	40.757	2'19.702CP	206,8	16:16'23.379	3	39.293	36.510	23.841	41.639	2'21.283CP	198,1	16:17'05.079
4	4'22.764	34.301	23.422	21.412	5'41.899P		16:22'05.278	4	4'14.028	37.471	24.294	23.979	5'39.772P		16:22'44.851
5	38.237	33.721	23.065	20.893	1'55.916	195,2	16:24'01.194	5	38.445	38.161	25.763	22.753	2'05.122	197,0	16:24'49.973
6	38.196	34.067	23.070	21.280	1'56.613	195,9	16:25'57.807	6	38.119	34.678	24.864	21.132	1'58.793	199,9	16:26'48.766
7	38.063	34.298	23.103	20.960	1'56.424	194,2	16:27'54.231	7	38.564	38.961	25.916	21.697	2'05.138	206,0	16:28'53.904
8	38.022	33.721	23.085	21.186	1'56.014	199,6	16:29'50.245	8	37.913	34.528	22.911	21.179	1'56.531	209,2	16:30'50.435
9	41.703	34.648	23.483	42.691	2'22.525P	194,5	16:32'12.770	9	38.464	41.382	24.940	20.982	2'05.768	198,1	16:32'56.203
10	3'21.045	41.521	23.986	21.484	4'48.036P		16:37'00.806	10	38.051	34.048	23.075	20.965	1'56.139	205,2	16:34'52.342
11	38.643	34.614	23.487	21.354	1'58.098	194,9	16:38'58.904	11	39.184	44.459	24.986	21.571	2'10.200	191,4	16:37'02.542
12	38.288	34.553	23.415	21.278	1'57.534	201,0	16:40'56.438	12	38.468	35.614	24.105	20.842	1'59.029	214,6	16:39'01.571
								13	38.565	34.192	23.056	20.968	1'56.781	204,5	16:40'58.352

3° 56 G. PRATAMA [1'55.962]								7° 58 I. IGLESIAS BRAVO [1'56.238]							
Lap	Seg1	Seg2	Seg3	Seg4	Lap Time	km/h	Local Time	Lap	Seg1	Seg2	Seg3	Seg4	Lap Time	km/h	Local Time
1		35.092	40.752	21.218				1		35.034	35.753	21.576			
2	48.505	34.895	28.787	20.978	2'13.165	193,2	16:14'46.245	2	38.263	40.203	28.995	21.100	2'08.561	204,1	16:14'45.310
3	41.173	38.352	25.274	45.189	2'29.988CP	206,8	16:17'16.233	3	39.521	37.878	24.870	42.589	2'24.858CP	204,5	16:17'10.168
4	3'50.643	38.162	25.986	22.421	5'17.212CP		16:22'33.445	4	4'07.219	39.421	28.593	21.491	5'36.724P		16:22'46.892
5	40.439	50.511	27.099	21.081	2'19.130	192,5	16:24'52.575	5	37.953	1'01.450	23.577	38.028	2'41.008P	206,0	16:25'27.900
6	37.883	34.021	23.459	20.870	1'56.233	207,2	16:26'48.808	6	5'00.014	43.506	22.920	20.946	6'27.386P		16:31'55.286
7	42.388	36.336	25.782	21.146	2'05.652	209,6	16:28'54.460	7	38.169	34.365	22.956	21.077	1'56.567	204,1	16:33'51.853
8	37.916	34.216	23.538	20.632	1'56.302	204,5	16:30'50.762	8	43.183	34.265	23.370	20.628	2'01.446	194,5	16:35'53.299
9	44.135	35.092	27.033	21.096	2'07.356	202,5	16:32'58.118	9	37.961	34.143	23.012	21.122	1'56.238	207,2	16:37'49.537
10	38.151	37.579	23.955	21.217	2'00.902	200,3	16:34'59.020	10	38.417	34.430	23.377	21.352	1'57.576	195,6	16:39'47.113
11	37.697	39.571	26.219	21.837	2'05.324	212,5	16:37'04.344								
12	37.758	33.940	23.198	21.066	1'55.962	206,4	16:39'00.306								
13	37.916	34.376	23.380	20.525	1'56.197	204,1	16:40'56.503								

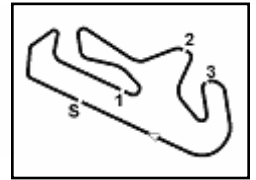
4° 57 A. MAHENDRA [1'56.072]								8° 50 C. THOMPSON [1'56.324]							
Lap	Seg1	Seg2	Seg3	Seg4	Lap Time	km/h	Local Time	Lap	Seg1	Seg2	Seg3	Seg4	Lap Time	km/h	Local Time
1		35.012	37.938	21.242				1		35.027	23.109	21.174			
2	38.314	39.719	30.068	21.795	2'09.896	195,6	16:14'44.693	2	38.848	34.280	22.909	21.355	1'57.392	195,2	16:14'43.491
3	42.244	38.549	25.305	43.852	2'29.950CP	205,6	16:17'14.643	3	39.592	37.488	24.994	43.385	2'25.459CP	196,7	16:17'08.950
4	3'59.642	41.177	28.619	22.429	5'31.867CP		16:22'46.510	4	4'10.328	35.757	23.180	21.188	5'30.453P		16:22'39.403
5	38.418	36.158	27.849	21.795	2'04.220	194,5	16:24'50.730	5	38.398	34.226	22.704	21.144	1'56.472	195,6	16:24'35.875
6	37.774	34.442	23.077	21.304	1'56.597	199,6	16:26'47.327	6	38.417	34.264	22.864	21.132	1'56.677	195,6	16:26'32.552
7	38.808	39.582	24.954	21.540	2'04.884	190,4	16:28'52.211	7	38.314	34.319	22.647	21.044	1'56.324	195,6	16:28'28.876
8	38.386	34.574	23.294	21.729	1'57.983	193,2	16:30'50.194	8	38.327	34.427	24.463	40.732	2'17.949P	196,7	16:30'46.825
9	42.195	34.512	25.537	21.150	2'03.394	190,1	16:32'53.588	9	2'25.021	40.948	22.966	21.137	3'50.072P		16:34'36.897
10	43.853	34.763	24.066	21.841	2'04.523	196,3	16:34'58.111	10	38.467	34.654	23.988	21.293	1'58.402	194,2	16:36'35.299
11	37.732	34.959	30.572	22.282	2'05.545	210,4	16:37'03.656	11	38.469	34.405	22.994	21.040	1'56.908	194,9	16:38'32.207
12	37.903	34.269	23.068	20.832	1'56.072	202,2	16:38'59.728	12	38.371	34.273	22.899	21.120	1'56.663	197,7	16:40'28.870
13	38.075	34.512	23.364	20.793	1'56.744	205,2	16:40'56.472								

9° 38 D. SALVADOR [1'56.353]							
Lap	Seg1	Seg2	Seg3	Seg4	Lap Time	km/h	Local Time
1			35.219	35.786	21.581		
2	38.302	34.803	23.312	21.569	1'57.986	203,3	16:14'35.346

09/08/2024 P = Pits In/Out - C = Lap Time Cancelled

These data/results cannot be reproduced, stored and/or transmitted in whole or in part by any manner of electronic, mechanical, photocopying, recording, broadcasting or otherwise now known or herein after developed without the previous express consent by the copyright owner, except for reproduction in daily press and regular printed publications on sale to the public within 60 days of the event related to those data/results and always provided that copyright symbol appears together as follows below.

© DORNA WSBK ORGANIZATION Srl 2024



Portimao 4.592 m

Pirelli Portuguese Round, 9-11 August 2024
Chronological Analysis Tissot Superpole

2 / 5

3	40.593	37.391	23.482	42.677	2'24.143CP	188,5	16:16'59.489	3	39.519	38.102	26.404	43.054	2'27.079CP	202,2	16:17'12.714
4	4'15.453	40.810	27.393	21.341	5'44.997CP		16:22'44.486	4	3'34.761	34.879	35.947	21.464	5'07.051CP		16:22'19.765
5	38.900	39.982	25.984	21.393	2'06.259	194,2	16:24'50.745	5	45.704	46.812	26.922	32.966	2'32.404	195,6	16:24'52.169
6	38.387	34.329	23.127	21.549	1'57.392	199,9	16:26'48.137	6	38.339	34.298	23.476	20.574	1'56.687	201,8	16:26'48.856
7	40.461	39.527	25.768	21.241	2'06.997	195,6	16:28'55.134	7	42.021	36.950	25.626	21.119	2'05.716	208,8	16:28'54.572
8	38.026	34.369	22.984	20.974	1'56.353	203,7	16:30'51.487	8	38.140	34.365	23.171	20.854	1'56.530	202,9	16:30'51.102
9	38.220	35.339	32.595	21.143	2'07.297	206,0	16:32'58.784	9	38.778	39.728	27.736	21.037	2'07.279	207,6	16:32'58.381
10	38.164	34.312	23.343	21.294	1'57.113	205,2	16:34'55.897	10	38.245	34.482	23.585	22.347	1'58.659	205,2	16:34'57.040
11	41.927	39.415	25.948	21.820	2'09.110	194,5	16:37'05.007	11	38.094	41.421	26.149	21.992	2'07.656	204,1	16:37'04.696
12	37.760	34.406	23.165	21.212	1'56.543	210,4	16:39'01.550	12	38.869	38.574	24.552	42.579	2'24.574P	199,9	16:39'29.270
13	38.720	34.922	23.468	21.561	1'58.671	205,6	16:41'00.221								

10° 55 U. CALATAYUD [1'56.354]							
Lap	Seg1	Seg2	Seg3	Seg4	Lap Time	km/h	Local Time
1		35.006	32.839	21.727			
2	39.461	36.490	26.513	21.859	2'04.323	195,2	16:14'38.538
3	39.550	38.640	23.926	46.784	2'28.900CP	197,7	16:17'07.438
4	4'11.107	38.738	28.927	21.156	5'39.928CP		16:22'47.366
5	37.893	34.743	23.164	24.091	1'59.891	206,4	16:24'47.257
6	43.425	34.441	23.713	20.998	2'02.577	189,4	16:26'49.834
7	37.961	36.459	28.148	21.308	2'03.876	210,8	16:28'53.710
8	38.144	34.582	23.050	20.969	1'56.745	207,2	16:30'50.455
9	38.992	39.915	25.488	21.031	2'05.426	195,6	16:32'55.881
10	38.053	34.078	22.926	21.384	1'56.441	204,5	16:34'52.322
11	40.841	42.207	26.565	22.248	2'11.861	190,8	16:37'04.183
12	38.130	34.190	23.189	20.845	1'56.354	202,2	16:39'00.537
13	37.966	34.259	23.341	20.886	1'56.452	209,2	16:40'56.989

14° 80 G. MANSO [1'56.530]							
Lap	Seg1	Seg2	Seg3	Seg4	Lap Time	km/h	Local Time
1			36.010	40.365	21.972		
2	39.087	36.055	27.852	23.700	2'06.694	196,7	16:14'46.197
3	39.501	39.652	25.245	42.792	2'27.190CP	207,6	16:17'13.387
4	3'38.099	35.007	31.814	27.430	5'12.350CP		16:22'25.737
5	39.162	45.753	34.305	28.866	2'28.086	193,2	16:24'53.823
6	38.638	34.878	23.270	21.274	1'58.060	196,3	16:26'51.883
7	38.060	34.841	23.247	21.870	1'58.018	202,5	16:28'49.901
8	45.693	34.863	23.517	21.096	2'05.169	190,1	16:30'55.070
9	38.501	34.710	24.358	27.607	2'05.176	205,2	16:33'00.246
10	38.122	34.666	23.491	21.065	1'57.344	200,7	16:34'57.590
11	38.293	35.378	32.636	21.960	2'08.267	211,6	16:37'05.857
12	37.883	34.636	23.171	20.840	1'56.530	210,8	16:39'02.387
13	38.988	35.280	23.030	21.163	1'58.461	213,7	16:41'00.848

11° 88 D. MOGEDA [1'56.422]							
Lap	Seg1	Seg2	Seg3	Seg4	Lap Time	km/h	Local Time
1		34.956	37.621	21.681			
2	38.211	40.607	23.948	21.114	2'03.880C	204,5	16:14'39.049
3	39.385	44.429	23.554	43.596	2'30.964CP	202,2	16:17'10.013
4	4'16.937	34.898	25.264	20.775	5'37.874CP		16:22'47.887
5	37.782	34.656	23.284	21.279	1'57.001	209,2	16:24'44.888
6	46.045	34.401	23.762	20.801	2'05.009	192,8	16:26'49.897
7	38.178	40.776	23.819	20.979	2'03.752	210,0	16:28'53.649
8	38.416	34.712	23.204	20.804	1'57.136	203,7	16:30'50.785
9	43.267	34.322	25.377	21.015	2'03.981	203,7	16:32'54.766
10	38.339	34.286	27.934	21.853	2'02.412	199,6	16:34'57.178
11	39.173	39.054	24.350	21.237	2'03.814	206,4	16:37'00.992
12	38.597	41.265	23.261	21.042	2'04.165	196,7	16:39'05.157
13	38.281	34.273	23.035	20.833	1'56.422	199,2	16:41'01.579

15° 22 M. GARCIA [1'56.547]							
Lap	Seg1	Seg2	Seg3	Seg4	Lap Time	km/h	Local Time
1			34.910	23.405	21.152		
2	38.809	34.273	23.320	20.766	1'57.168C	195,6	16:14'44.413
3	43.901	38.225	25.249	43.900	2'31.275CP	199,6	16:17'15.688
4	4'04.317	38.176	24.626	21.696	5'28.815P		16:22'44.503
5	43.524	35.030	24.991	40.668	2'24.213P	191,1	16:25'08.716
6	3'28.234	35.496	23.434	21.190	4'48.354P		16:29'57.070
7	38.586	34.220	23.081	20.985	1'56.872	200,7	16:31'53.942
8	38.217	39.794	23.130	20.855	2'01.996	199,6	16:33'55.938
9	38.033	34.322	23.208	20.984	1'56.547	202,9	16:35'52.485
10	38.124	34.075	26.059	24.774	2'03.032	199,2	16:37'55.517
11	38.913	34.946	24.880	21.662	2'00.401	200,7	16:39'55.918

12° 48 J. GARCIA GONZALEZ [1'56.470]							
Lap	Seg1	Seg2	Seg3	Seg4	Lap Time	km/h	Local Time
1		35.734					
2	38.129	34.180	28.095	25.302	2'05.706	202,5	16:14'44.400
3	41.658	38.019	24.335	41.918	2'25.930CP	203,7	16:17'10.330
4	4'00.718	39.265	33.384	23.066	5'36.433P		16:22'46.763
5	38.134	38.839	26.922	21.193	2'05.088	204,8	16:24'51.851
6	38.046	34.278	23.197	20.949	1'56.470	206,4	16:26'48.321
7	38.478	39.160	24.173	41.118	2'22.929P	202,9	16:29'11.250
8	3'25.488	34.402	23.358	20.989	4'44.237P		16:33'55.487
9	38.033	34.641	23.571	21.134	1'57.379	204,8	16:35'52.866
10	38.055	34.148	25.826	25.122	2'03.151	206,4	16:37'56.017
11	38.274	34.649	23.828	21.916	1'58.667	202,5	16:39'54.684

16° 77 J. OSUNA SAEZ [1'56.651]							
Lap	Seg1	Seg2	Seg3	Seg4	Lap Time	km/h	Local Time
1			37.715	23.740	21.405		
2	38.835	34.631	23.158	21.168	1'57.792C	196,3	16:14'59.408
3	39.669	35.519	24.884	42.008	2'22.080CP	191,1	16:17'21.488
4	4'01.227	38.697	26.542	21.387	5'27.853P		16:22'49.341
5	38.131	34.987	25.824	21.479	2'00.421	202,5	16:24'49.762
6	38.376	34.530	25.893	40.338	2'19.137P	195,9	16:27'08.899
7	1'25.720	34.368	23.070	21.072	2'44.230P		16:29'53.129
8	38.239	34.581	22.843	21.113	1'56.776	198,1	16:31'49.905
9			25.310	20.924	2'04.035	194,2	16:33'53.940
10	38.071	34.540	23.020	21.020	1'56.651	208,4	16:35'50.591
11	38.231	34.526	25.907	21.119	1'59.783	197,7	16:37'50.374
12	38.239	34.354	22.997	21.163	1'56.753	194,9	16:39'47.127

13° 99 H. MAIER [1'56.530]							
Lap	Seg1	Seg2	Seg3	Seg4	Lap Time	km/h	Local Time
1		36.909	44.091	21.478			
2	38.691	39.780	29.213	21.095	2'08.779C	206,4	16:14'45.635

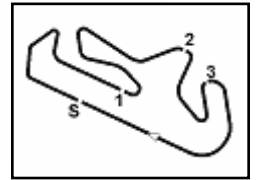
17° 31 E. BARTOLINI [1'56.709]							
Lap	Seg1	Seg2	Seg3	Seg4	Lap Time	km/h	Local Time
1			35.152	23.403	21.317		
2	38.405	34.125	23.465	20.962	1'56.957	199,9	16:14'03.697
3	38.212	36.103	24.178	42.498	2'20.991CP	206,4	16:16'24.688
4	4'22.149	34.259	23.389	21.136	5'40.933CP		16:22'05.621

09/08/2024 P = Pits In/Dut - C = Lap Time Cancelled

These data/results cannot be reproduced, stored and/or transmitted in whole or in part by any manner of electronic, mechanical, photocopying, recording, broadcasting or otherwise now known or herein after developed without the previous express consent by the copyright owner, except for reproduction in daily press and regular printed publications on sale to the public within 60 days of the event related to those data/results and always provided that copyright symbol appears together as follows below.

© DORNA WSBK ORGANIZATION Srl 2024





Portimao 4.592 m

3 / 5

Pirelli Portuguese Round, 9-11 August 2024
Chronological Analysis Tissot Superpole

5	38.410	34.035	23.069	21.195	1'56.709	203,3	16:24'02.330	9	38.355	34.682	23.326	21.363	1'57.726	202,2	16:32'52.288
6	38.313	34.256	23.189	21.204	1'56.962	197,7	16:25'59.292	10	44.126	35.282	23.544	21.801	2'04.753	191,1	16:34'57.041
7	38.457	34.439	24.986	21.252	1'59.134	196,7	16:27'58.426	11	38.722	38.873	28.740	21.804	2'08.139	202,9	16:37'05.180
8	38.847	34.004	23.211	20.896	1'56.958	196,3	16:29'55.384	12	38.027	34.826	23.226	20.864	1'56.943	207,6	16:39'02.123
9	38.624	34.759	23.509	43.688	2'20.580P	197,4	16:32'15.964	13	38.711	34.483	23.555	21.593	1'58.342	200,7	16:41'00.465
10	3'18.037	41.020	24.575	21.373	4'45.005P		16:37'00.969								
11	38.916	34.447	23.966	20.960	1'58.289	201,0	16:38'59.258								
12	38.306	34.663	23.316	20.888	1'57.173	206,4	16:40'56.431								

22°		8 B. IERACI (1'56.973)					
Lap	Seg1	Seg2	Seg3	Seg4	Lap Time	km/h	Local Time
1		34.840	23.467	21.244			
2	38.392	34.479	23.511	21.425	1'57.807	201,0	16:14'07.506
3	38.481	34.780	26.658	44.373	2'24.292CP	197,0	16:16'31.798
4	4'22.492	35.345	27.074	21.726	5'46.637CP		16:22'18.435
5	40.415	34.777	24.097	40.969	2'20.258P	196,7	16:24'38.693
6	1'57.865	34.333	23.147	21.191	3'16.536P		16:27'55.229
7	38.194	34.212	23.116	21.451	1'56.973	198,8	16:29'52.202
8	40.593	34.536	23.152	21.339	1'59.620	197,4	16:31'51.822
9	42.377	34.835	23.599	21.107	2'01.918	194,5	16:33'53.740
10	38.101	35.566	24.505	20.998	1'59.170	203,3	16:35'52.910
11	38.459	34.239	24.141	21.528	1'58.367	208,0	16:37'51.277
12	38.184	34.258	23.086	21.571	1'57.099	198,5	16:39'48.376

18°		1 J. BUIS (1'56.712)					
Lap	Seg1	Seg2	Seg3	Seg4	Lap Time	km/h	Local Time
1		34.606	23.262	20.881			
2	38.163	34.029	23.376	21.144	1'56.712	201,4	16:14'03.435
3	38.239	34.798	23.760	20.843	14'53.373C	199,9	16:28'56.808
4	38.070	34.579	23.138	20.997	1'56.784	210,0	16:30'53.592
5	38.314	34.304	23.167	21.135	1'56.920	204,1	16:32'50.512
6	44.858	34.553	24.177	22.361	2'05.949	200,3	16:34'56.461
7	39.987	35.275	26.607	23.043	2'04.912	202,9	16:37'01.373
8	38.381	34.256	23.735	21.165	1'57.537	210,0	16:38'58.910
9	38.163	34.998	23.326	20.985	1'57.472	199,9	16:40'56.382

19°		66 P. TONN (1'56.768)					
Lap	Seg1	Seg2	Seg3	Seg4	Lap Time	km/h	Local Time
1		34.684	23.335	21.196			
2	38.303	34.332	22.982	21.151	1'56.768	203,3	16:14'04.329
3	38.063	34.559	24.809	41.749	2'19.180CP	202,9	16:16'23.509
4	4'40.404	47.757	29.747	23.785	6'21.693P		16:22'45.202
5	38.528	37.622	28.255	21.571	2'05.976	199,2	16:24'51.178
6	38.140	34.462	23.348	21.223	1'57.173	212,9	16:26'48.351
7	38.603	39.401	26.263	21.839	2'06.106	204,5	16:28'54.457
8	38.300	34.564	23.393	21.184	1'57.441	204,1	16:30'51.898
9	38.081	34.746	28.956	21.484	2'03.267	205,6	16:32'55.165
10	40.347	34.725	24.060	22.755	2'01.887	200,3	16:34'57.052
11	38.443	37.091	25.947	23.575	2'05.056	206,0	16:37'02.108
12	38.420	34.653	23.307	20.996	1'57.376	210,0	16:38'59.484
13	38.379	34.690	24.057	22.299	1'59.425	209,6	16:40'58.909

23°		23 S. DI SORA (1'57.231)					
Lap	Seg1	Seg2	Seg3	Seg4	Lap Time	km/h	Local Time
1		35.323	23.877	21.269			
2	38.919	34.620	23.978	21.875	1'59.392	196,3	16:14'16.793
3	38.926	35.277	24.211	42.219	2'20.633CP	193,8	16:16'37.426
4	4'40.244	39.383	28.769	21.516	6'09.912CP		16:22'47.338
5	38.252	35.125	28.788	21.582	2'03.747	207,2	16:24'51.085
6			23.681	21.071	1'57.726	209,2	16:26'48.811
7	38.965	35.016	23.510	21.568	1'59.059	207,6	16:28'47.870
8	42.936	36.069	25.864	21.630	2'06.499	187,8	16:30'54.369
9	39.426	36.882	24.751	20.933	2'01.992	197,7	16:32'56.361
10	38.315	34.522	23.067	21.327	1'57.231	204,1	16:34'53.592
11	40.444	41.650	24.470	21.407	2'07.971C	191,1	16:37'01.563
12	38.745	35.015	23.436	21.700	1'58.896	201,8	16:39'00.459
13	38.407	35.035	23.892	22.055	1'59.389	204,1	16:40'59.848

20°		9 E. ERCOLANI (1'56.809)					
Lap	Seg1	Seg2	Seg3	Seg4	Lap Time	km/h	Local Time
1		34.669	23.573	21.216			
2	38.561	34.515	23.081	21.138	1'57.295	195,2	16:14'06.626
3	38.385	34.638	23.970	44.941	2'21.934CP	193,8	16:16'28.560
4	4'22.111	34.921	23.823	21.398	5'42.253CP		16:22'10.813
5	42.233	37.800	27.299	41.218	2'28.550P	192,5	16:24'39.363
6	1'55.767	35.245	23.178	20.864	3'15.054P		16:27'54.417
7	38.151	34.100	23.062	21.496	1'56.809	202,9	16:29'51.226
8	39.605	36.076	23.279	21.534	2'00.494	193,2	16:31'51.720
9	41.300	35.385	23.189	21.304	2'01.178	194,2	16:33'52.898
10	38.640	35.694	23.191	20.894	1'58.419	192,1	16:35'51.317
11	38.642	34.566	25.736	21.056	1'59.990	194,2	16:37'51.307
12	38.502	34.296	23.010	21.233	1'57.041	195,9	16:39'48.348

24°		79 T. ALONSO (1'57.250)					
Lap	Seg1	Seg2	Seg3	Seg4	Lap Time	km/h	Local Time
1		38.651					
2	38.746	34.612			2'06.463	199,6	16:14'44.065
3	38.789	37.881	24.932	43.094	2'24.696CP	198,5	16:17'08.761
4	4'10.020	39.109	28.949	21.115	5'39.193CP		16:22'47.954
5	38.030	34.948	23.372	21.306	1'57.656	210,8	16:24'45.610
6	39.386	41.228	23.518	20.946	2'05.078	195,2	16:26'50.688
7	38.476	37.884	24.056	40.896	2'21.312P	204,5	16:29'12.000
8	2'14.762	39.831	25.412	23.195	3'43.200P		16:32'55.200
9	38.395	34.362	23.248	21.245	1'57.250	202,9	16:34'52.450
10	38.871	40.917	27.077	22.748	2'09.613	191,8	16:37'02.063
11	38.775	34.603	23.441	21.496	1'58.315	205,6	16:39'00.378
12	38.308	34.321	24.245	21.342	1'58.216	204,8	16:40'58.594

21°		62 K. FONTAINHA (1'56.943)					
Lap	Seg1	Seg2	Seg3	Seg4	Lap Time	km/h	Local Time
1		35.913	42.111	21.951			
2	39.263	38.557	25.144	23.806	2'06.770	200,7	16:14'44.398
3	42.265	37.005	25.262	42.579	2'27.111CP	201,0	16:17'11.509
4	3'45.879	36.123	28.595	21.872	5'12.469CP		16:22'23.978
5	44.422	46.462	28.385	26.537	2'25.806	187,2	16:24'49.784
6	39.008	34.966	25.664	21.205	2'00.843	196,7	16:26'50.627
7	38.572	35.033	23.549	22.496	1'59.650	206,8	16:28'50.277
8	44.460	35.119	23.417	21.289	2'04.285	192,8	16:30'54.562

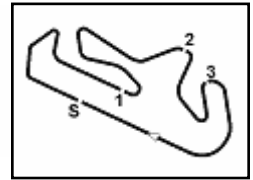
25°		47 F. SEABRIGHT (1'57.297)					
Lap	Seg1	Seg2	Seg3	Seg4	Lap Time	km/h	Local Time
1		35.174	25.340	23.538			
2	38.979	34.756	23.623	23.795	2'01.153	195,9	16:14'16.781
3	39.111	36.242	24.711	40.441	2'20.505CP	194,2	16:16'37.286
4	4'31.338	40.398	29.892	21.538	6'03.166CP		16:22'40.452
5	38.820	34.787	23.032	21.629	1'58.268	191,1	16:24'38.720
6	39.531	41.835	28.006	21.354	2'10.726	190,1	16:26'49.446
7	38.469	36.307	26.161	22.642	2'03.579	204,5	16:28'53.025
8	38.403	34.980	24.737	21.013	1'59.133	201,8	16:30'52.158

09/08/2024 P = Pits In/Dut - C = Lap Time Cancelled

These data/results cannot be reproduced, stored and/or transmitted in whole or in part by any manner of electronic, mechanical, photocopying, recording, broadcasting or otherwise now known or herein after developed without the previous express consent by the copyright owner, except for reproduction in daily press and regular printed publications on sale to the public within 60 days of the event related to those data/results and always provided that copyright symbol appears together as follows below.

© DORNA WSBK ORGANIZATION Srl 2024

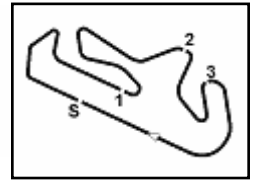




Portimao 4.592 m

Pirelli Portuguese Round, 9-11 August 2024
Chronological Analysis Tissot Superpole

9	37.858	34.783	23.065	21.599	1'57.305	209,2	16:32'49.463	11	38.759	34.600		197,7
10	40.604	36.894	27.964	22.486	2'07.948	190,1	16:34'57.411					
11	39.554	36.131	25.642	23.312	2'04.639	207,6	16:37'02.050					
12	38.430	34.962	24.088	21.119	1'58.599	206,0	16:39'00.649					
13	37.946	34.265	23.879	21.207	1'57.297	206,4	16:40'57.946					
26° 41 R. TRAGNI [1'57.299]												
Lap	Seg1	Seg2	Seg3	Seg4	Lap Time	km/h	Local Time					
1			26.495	23.246								
2	39.586	34.940	24.045	21.639	2'00.210	197,0	16:14'35.921					
3	41.527	38.149	25.137	45.737	2'30.550CP	194,5	16:17'06.471					
4	5'34.277	37.771	23.088	21.210	6'56.346P		16:24'02.817					
5			23.222	21.191	1'57.862	199,2	16:26'00.679					
6	39.920	34.994	23.137	21.121	1'59.172	193,5	16:27'59.851					
7			23.109	21.019	1'57.299	197,7	16:29'57.150					
8	38.906	34.450	22.991	20.989	1'57.336	198,8	16:31'54.486					
9			25.569	45.368	2'25.666P	201,0	16:34'20.152					
10	1'27.299	35.536	23.467	21.373	2'47.675P		16:37'07.827					
11	38.899	35.227	23.110	21.199	1'58.435	198,5	16:39'06.262					
12	38.346	34.765	23.050	21.138	1'57.299	199,6	16:41'03.561					
30° 25 M. MARTELLA [1'57.872]												
Lap	Seg1	Seg2	Seg3	Seg4	Lap Time	km/h	Local Time					
1			35.637	23.954	22.351							
2	39.199	34.979	24.011	44.685	2'22.874P	201,8	16:14'39.077					
3	6'15.869	35.410	26.870	21.870	7'40.019CP		16:22'19.096					
4	40.676	35.216	23.787	41.112	2'20.791P	194,5	16:24'39.887					
5	1'55.977	37.206	23.806	21.627	3'18.616P		16:27'58.503					
6	39.026	34.783	24.003	21.370	1'59.182	196,3	16:29'57.685					
7	38.664	34.870	23.534	21.331	1'58.399	200,7	16:31'56.084					
8	38.815	34.800	23.622	21.290	1'58.527	199,2	16:33'54.611					
9	38.697	35.140	23.737	21.177	1'58.751	197,7	16:35'53.362					
10	38.432	34.658	23.465	21.408	1'57.963	206,4	16:37'51.325					
11	38.695	34.566	23.198	21.413	1'57.872	194,9	16:39'49.197					
31° 71 I. BOLANO HERNANDEZ [1'58.288]												
Lap	Seg1	Seg2	Seg3	Seg4	Lap Time	km/h	Local Time					
1			37.882	24.011	22.076							
2	39.416	34.537	23.377	21.246	1'58.576	189,4	16:14'59.931					
3			24.228	41.766	2'22.716CP	194,9	16:17'22.647					
4	3'57.796	39.188	27.998	21.783	5'26.765CP		16:22'49.412					
5	38.457	34.835	24.922	22.050	2'00.264	201,8	16:24'49.676					
6	38.929	34.609	23.706	21.281	1'58.525	192,8	16:26'48.201					
7	40.796	40.722	24.771	21.806	2'08.095	195,2	16:28'56.296					
8	38.981	34.719	23.563	21.049	1'58.312	198,5	16:30'54.608					
9	38.412	37.699	27.269	21.763	2'05.143	204,1	16:32'59.751					
10	38.789	34.872	23.773	21.816	1'59.250	197,7	16:34'59.001					
11	38.320	35.033	27.633	23.141	2'04.127	211,6	16:37'03.128					
12	38.672	34.443	24.222	21.632	1'58.969	199,6	16:39'02.097					
13	38.460	34.353	24.108	21.367	1'58.288	201,0	16:41'00.385					
32° 61 D. BORGES [1'59.151]												
Lap	Seg1	Seg2	Seg3	Seg4	Lap Time	km/h	Local Time					
1			25.012	21.044								
2			23.903	21.802	1'59.151	198,8	16:14'16.851					
3												
33° 27 C. CLARK [1'59.499]												
Lap	Seg1	Seg2	Seg3	Seg4	Lap Time	km/h	Local Time					
1			35.946	23.924	21.495							
2	40.072	35.301	23.459	21.476	2'00.308	187,2	16:14'20.055					
3	39.807	38.032	25.768	46.194	2'29.801CP	187,8	16:16'49.856					
4	4'13.526	35.920	23.521	21.496	5'34.463P		16:22'24.319					
5	39.258	35.117	23.596	21.528	1'59.499	197,4	16:24'23.818					
6	39.664	35.437	23.396	21.905	2'00.402	189,1	16:26'24.220					
7	40.004	35.178	24.686	42.859	2'22.727P	187,5	16:28'46.947					
8	1'14.220	35.655	23.566	22.816	2'36.257P		16:31'23.204					
9	40.576	35.201	23.737	21.609	2'01.123	187,2	16:33'24.327					
10	39.676	35.185	23.257	21.562	1'59.680	188,5	16:35'24.007					
11	39.733	35.958	23.393	21.822	2'00.906	188,1	16:37'24.913					
12	39.870	35.056	23.539	21.606	2'00.071	187,5	16:39'24.984					
13	39.626	35.322	23.443	21.612	2'00.003	188,5	16:41'24.987					
34° 11 F. NOVOTNY [1'59.777]												
Lap	Seg1	Seg2	Seg3	Seg4	Lap Time	km/h	Local Time					
1			35.422	24.749	22.568							
2	40.040	35.257	24.108	21.926	2'01.331	188,5	16:14'16.717					
3	39.503	36.389	25.814	43.803	2'25.509CP	191,1	16:16'42.226					
4	4'13.543	35.420	24.543	22.237	5'35.743P		16:22'17.969					
5	40.080	35.397	23.752	21.758	2'00.987	189,1	16:24'18.956					
6	39.437	35.334	23.988	21.868	2'00.627	193,5	16:26'19.583					
27° 85 K. SABATUCCI [1'57.389]												
Lap	Seg1	Seg2	Seg3	Seg4	Lap Time	km/h	Local Time					
1			35.396	33.430	22.652							
2	44.769	36.473	26.762	21.729	2'09.733	187,2	16:14'37.715					
3	41.758	37.664	24.393	43.213	2'27.028CP	191,8	16:17'04.743					
4	4'12.048	40.977	27.070	21.977	5'42.072CP		16:22'46.815					
5	38.636	35.268	27.280	22.787	2'03.971	198,5	16:24'50.786					
6	38.889	34.731	25.354	21.451	2'00.425	198,1	16:26'51.211					
7	38.489	37.047	26.295	22.448	2'04.279	201,8	16:28'55.490					
8	38.375	34.414	24.732	21.408	1'58.929	202,2	16:30'54.419					
9	38.785	34.877	25.902	21.693	2'01.257	197,4	16:32'55.676					
10	38.630	36.956	25.352	22.072	2'03.010	201,0	16:34'58.686					
11	38.313	39.846	26.140	22.658	2'06.957	201,8	16:37'05.643					
12	38.462	34.485	23.271	21.171	1'57.389	201,8	16:39'03.032					
13	38.194	34.622	23.320	21.406	1'57.542	201,0	16:41'00.574					
28° 17 R. BIJMAN [1'57.481]												
Lap	Seg1	Seg2	Seg3	Seg4	Lap Time	km/h	Local Time					
1			35.407	25.636	22.541							
2	40.237	35.207	24.373	21.611	2'01.428	185,9	16:14'16.827					
3	11'04.769	40.486	23.734	21.622	12'30.611C		16:26'47.438					
4	40.080	37.654	25.218	22.155	2'05.107	186,2	16:28'52.545					
5	39.371	35.279	23.777	21.071	1'59.498	187,5	16:30'52.043					
6	38.138	34.785	26.100	22.564	2'01.587	205,2	16:32'53.630					
7	43.978	35.049	23.883	21.346	2'04.256	195,2	16:34'57.886					
8	38.673	38.606	24.910	21.489	2'03.678	200,3	16:37'01.564					
9	38.518	34.597	23.232	21.218	1'57.565	201,8	16:38'59.129					
10	38.566	34.546	23.485	20.884	1'57.481	201,4	16:40'56.610					
29° 29 G. ZANNINI [1'57.817]												
Lap	Seg1	Seg2	Seg3	Seg4	Lap Time	km/h	Local Time					
1			35.372	25.727	23.087							
2	39.124	34.701	23.632	21.738	1'59.195	197,7	16:14'14.968					
3	40.969	35.873	26.092	42.075	2'25.009CP	191,8	16:16'39.977					
4	4'09.846	35.484	24.393	21.415	5'31.138P		16:22'11.115					
5	39.340	36.580	28.704	22.538	2'07.162	200,3	16:24'18.277					
6	39.555	35.283	27.649	41.730	2'24.217P	192,1	16:26'42.494					
7	1'53.223	34.941	23.646	21.094	3'12.904P		16:29'55.398					
8	38.878	34.649	23.597	21.457	1'58.581	200,3	16:31'53.979					
9	39.243	35.390	23.434	21.479	1'59.546	202,9	16:33'53.525					
10	38.706	34.680	23.223	21.208	1'5							



Portimao 4.592 m

Pirelli Portuguese Round, 9–11 August 2024
Chronological Analysis Tissot Superpole

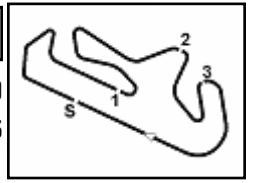
7	39.869	35.904	24.930	41.286	2'21.989P	189,1	16:28'41.572
8	1'16.433	38.562	24.916	21.927	2'41.838P		16:31'23.410
9	40.050	35.367	24.662	21.647	2'01.726	186,2	16:33'25.136
10	39.372	35.299	23.669	21.572	1'59.912	194,5	16:35'25.048
11	39.651	35.274	23.659	21.606	2'00.190	193,2	16:37'25.238
12	39.147	35.171	23.613	21.846	1'59.777	196,7	16:39'25.015
13	39.433	35.299	23.543	21.767	2'00.042	189,4	16:41'25.057

09/08/2024

P = Pits In/Dut - C = Lap Time Cancelled

These data/results cannot be reproduced, stored and/or transmitted in whole or in part by any manner of electronic, mechanical, photocopying, recording, broadcasting or otherwise now known or herein after developed without the previous express consent by the copyright owner, except for reproduction in daily press and regular printed publications on sale to the public within 60 days of the event related to those data/results and always provided that copyright symbol appears together as follows below.

© DORNA WSBK ORGANIZATION Srl 2024



Portimao 4.592 m

Pirelli Portuguese Round, 9-11 August 2024
Best Laps & Speeds

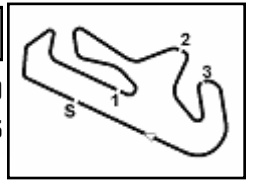
1 / 2

No.	Rider	Nat	Best Lap		FP		SP												
			LL	SPD	LL	SPD	LL	SPD											
1	7 L. VENEMAN Kawasaki Ninja 400	NED	1'55.106 22	221,1	1'55.106 11	221,1	1'55.399 11	206,8											
2	91 M. VANNUCCI Yamaha YZF-R3	ITA	1'55.564 21	222,0	1'55.564 11	222,0	1'56.083 10	213,7											
3	56 G. PRATAMA Yamaha YZF-R3	INA	1'55.745 21	215,0	1'55.745 9	215,0	1'55.962 12	212,5											
4	26 M. GENNAI Kawasaki Ninja 400	ITA	1'55.916 21	216,3	1'56.332 10	216,3	1'56.083 11	206,8											
5	22 M. GARCIA Kove 321 RR-S	ESP	1'55.948 19	212,5	1'55.948 9	212,5	1'56.547 10	202,9											
6	50 C. THOMPSON Kawasaki Ninja 400	AUS	1'56.054 22	210,8	1'56.054 11	210,8	1'56.324 11	197,7											
7	57 A. MAHENDRA Yamaha YZF-R3	INA	1'56.072 21	214,2	1'56.591 9	214,2	1'56.072 12	210,4											
8	58 I. IGLESIAS BRAVO Kawasaki Ninja 400	ESP	1'56.095 19	212,5	1'56.095 10	212,5	1'56.238 9	207,2											
9	43 M. GAGGI Yamaha YZF-R3	ITA	1'56.139 20	214,6	1'57.016 8	213,3	1'56.139 12	214,6											
10	77 J. OSUNA SAEZ Kawasaki Ninja 400	ESP	1'56.248 20	215,0	1'56.248 9	215,0	1'56.651 11	208,4											
11	48 J. GARCIA GONZALEZ Kove 321 RR-S	ESP	1'56.296 18	216,7	1'56.296 8	216,7	1'56.470 10	206,4											
12	99 H. MAIER Yamaha YZF-R3	BRA	1'56.330 23	213,7	1'56.330 12	213,7	1'56.530 11	208,8											
13	38 D. SALVADOR Yamaha YZF-R3	ESP	1'56.353 21	212,1	1'57.107 9	212,1	1'56.353 12	210,4											
14	55 U. CALATAYUD Yamaha YZF-R3	ESP	1'56.354 20	211,2	1'56.738 8	211,2	1'56.354 12	210,8											
15	8 B. IERACI Kawasaki Ninja 400	ITA	1'56.395 21	216,7	1'56.395 10	216,7	1'56.973 11	208,0											
16	88 D. MOGEDA Kawasaki Ninja 400	ESP	1'56.422 19	210,0	1'57.586 7	207,2	1'56.422 12	210,0											
17	47 F. SEABRIGHT Kawasaki Ninja 400	GBR	1'56.518 21	216,3	1'56.518 9	216,3	1'57.297 12	209,2											
18	9 E. ERCOLANI Yamaha YZF-R3	ITA	1'56.521 22	212,1	1'56.521 11	212,1	1'56.809 11	202,9											
19	80 G. MANSO Yamaha YZF-R3	BRA	1'56.530 22	213,7	1'58.112 10	210,0	1'56.530 12	213,7											
20	31 E. BARTOLINI Yamaha YZF-R3	ITA	1'56.709 21	218,9	1'56.992 10	218,9	1'56.709 11	206,4											
21	1 J. BUIS KTM RC 390 R	NED	1'56.712 18	215,0	1'57.075 10	215,0	1'56.712 8	210,0											
22	66 P. TONN KTM RC 390 R	GER	1'56.768 21	212,9	1'57.628 9	211,6	1'56.768 12	212,9											
23	79 T. ALONSO Kawasaki Ninja 400	POR	1'56.847 20	210,8	1'56.847 9	208,4	1'57.250 11	210,8											
24	62 K. FONTAINHA Yamaha YZF-R3	BRA	1'56.943 24	217,2	1'57.250 12	217,2	1'56.943 12	207,6											
25	17 R. BIJMAN Kawasaki Ninja 400	NED	1'57.020 18	210,0	1'57.020 9	210,0	1'57.481 9	205,2											

09/08/2024

These data/results cannot be reproduced, stored and/or transmitted in whole or in part by any manner of electronic, mechanical, photocopying, recording, broadcasting or otherwise now known or herein after developed without the previous express consent by the copyright owner, except for reproduction in daily press and regular printed publications on sale to the public within 60 days of the event related to those data/results and always provided that copyright symbol appears together as follows below.

© DORNA WSBK ORGANIZATION Srl 2024



Portimao 4.592 m

2 / 2

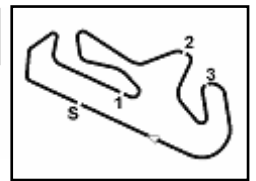
Pirelli Portuguese Round, 9-11 August 2024
Best Laps & Speeds

No.	Rider	Nat	Best Lap		FP		SP								
			LL	SPD	LL	SPD	LL	SPD							
26	23 S. DI SORA Yamaha YZF-R3	FRA	1'57.165 21	210,8	1'57.165 9	210,8	12	209,2							
27	41 R. TRAGNI Yamaha YZF-R3	ITA	1'57.299 21	214,6	1'58.465 10	214,6	11	201,0							
28	85 K. SABATUCCI Kawasaki Ninja 400	ITA	1'57.389 22	215,0	1'57.442 10	215,0	12	202,2							
29	29 G. ZANNINI Kawasaki Ninja 400	ITA	1'57.551 21	213,7	1'57.551 12	213,7	9	202,9							
30	61 D. BORGES Kawasaki Ninja 400	POR	1'57.573 12	203,3	1'57.573 11	203,3	1	198,8							
31	71 I. BOLANO HERNANDEZ Kawasaki Ninja 400	ESP	1'57.788 20	212,5	1'57.788 8	212,5	12	211,6							
32	25 M. MARTELLA Kawasaki Ninja 400	ITA	1'57.872 18	213,7	1'57.875 8	213,7	10	206,4							
33	27 C. CLARK Kawasaki Ninja 400	USA	1'58.184 24	212,5	1'58.184 12	212,5	12	197,4							
34	11 F. NOVOTNY Kawasaki Ninja 400	CZE	1'59.774 24	208,8	1'59.774 12	208,8	12	196,7							

09/08/2024

These data/results cannot be reproduced, stored and/or transmitted in whole or in part by any manner of electronic, mechanical, photocopying, recording, broadcasting or otherwise now known or herein after developed without the previous express consent by the copyright owner, except for reproduction in daily press and regular printed publications on sale to the public within 60 days of the event related to those data/results and always provided that copyright symbol appears together as follows below.

© DORNA WSBK ORGANIZATION Srl 2024



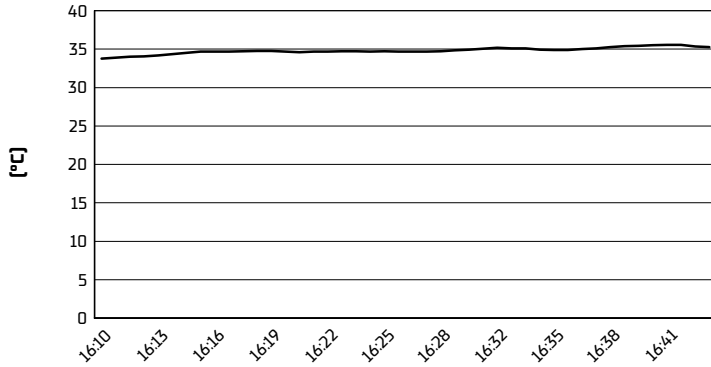
Portimao 4.592 m

Pirelli Portuguese Round, 9-11 August 2024

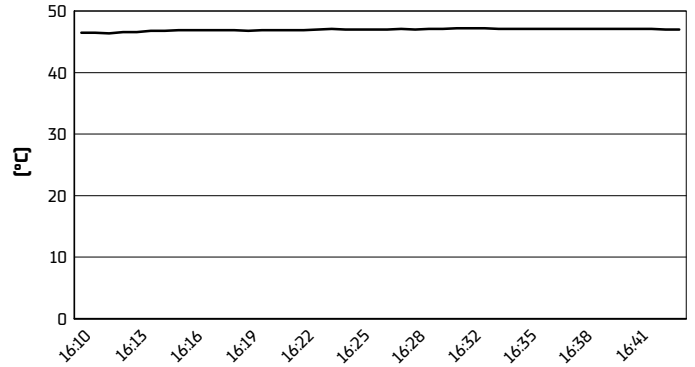
Weather Report Tissot Superpole

Session started 16:10 - Session ended 16:44

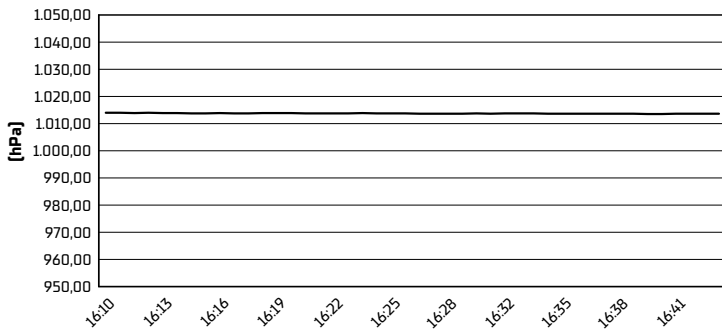
Air Temperature



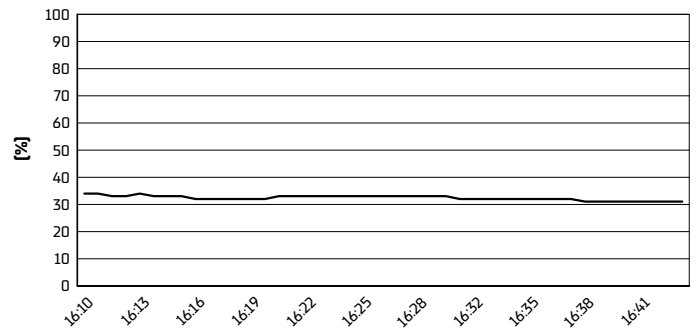
Track Temperature



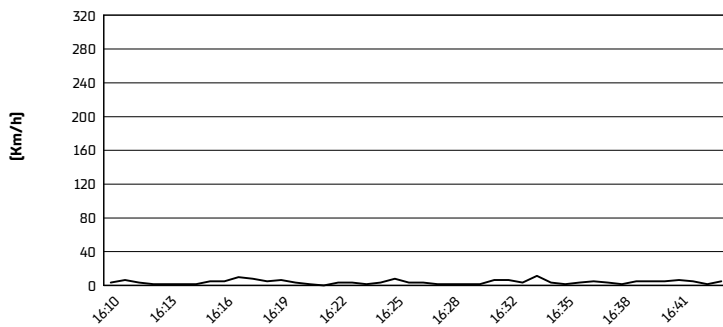
Air Pressure



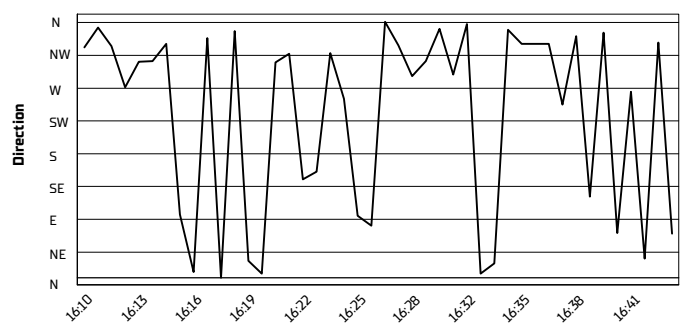
Humidity



Wind Speed



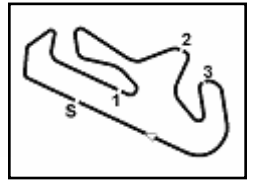
Wind Direction



09/08/2024

These data/results cannot be reproduced, stored and/or transmitted in whole or in part by any manner of electronic, mechanical, photocopying, recording, broadcasting or otherwise now known or herein after developed without the previous express consent by the copyright owner, except for reproduction in daily press and regular printed publications on sale to the public within 60 days of the event related to those data/results and always provided that copyright symbol appears together as follows below.

© DORNA WSBK ORGANIZATION Srl 2024



Portimao 4.592 m

Pirelli Portuguese Round, 9-11 August 2024
Tissot Superpole Winners

	2021	2022	2023	2024
01 Barcelona	Iglesias Bravo (Esp) Kaw 1'55.451 [144,3 Km/h]	Steeman (Ned) Kaw 1'55.850 [143,8 Km/h]	Maier (Bra) Yam 1'55.169 [144,6 Km/h]	Garcia Gonzalez (Esp) Kov 1'55.313 [144,5 Km/h]
02 Assen	Steeman (Ned) Ktm 1'48.767 [150,3 Km/h]	Steeman (Ned) Kaw 1'48.961 [150,1 Km/h]	Vannucci (Ita) Yam 1'51.220 [147,0 Km/h]	Seabright (Gbr) Kaw 1'55.372 [141,7 Km/h]
03 Misano	Sofuoglu (Tur) Yam 1'49.073 [139,5 Km/h]	Vannucci (Ita) Yam 1'48.501 [140,2 Km/h]	Buis (Ned) Kaw 1'49.297 [139,2 Km/h]	Mogeda (Esp) Kaw 1'49.278 [139,2 Km/h]
04 Most	Steeman (Ned) Ktm 1'46.871 [141,9 Km/h]	Sabatucci (Ita) Kaw 1'47.921 [140,5 Km/h]	Perez Gonzalez (Esp) Kaw 1'46.162 [142,8 Km/h]	Veneman (Ned) Kaw 1'46.137 [142,9 Km/h]
05 Portimao	Huertas (Esp) Kaw 1'55.466 [143,2 Km/h]	Geiger (Ger) Kaw 1'55.008 [143,7 Km/h]	Perez Gonzalez (Esp) Kaw 1'54.428 [144,5 Km/h]	Veneman (Ned) Kaw 1'55.399 [143,3 Km/h]
06 Magny-Cours	Huertas (Esp) Kaw 1'52.918 [140,6 Km/h]	Steeman (Ned) Kaw 1'51.859 [142,0 Km/h]	Geiger (Ger) Ktm 1'52.710 [140,9 Km/h]	
07 Aragon	Kawakami (Bra) Yam 2'06.498 [144,5 Km/h]	Garcia (Esp) Yam 2'06.908 [144,0 Km/h]	Vannucci (Ita) Yam 2'06.119 [144,9 Km/h]	
08 Jerez	Huertas (Esp) Kaw 1'52.289 [141,8 Km/h]			

2024

- 2** L. Veneman
- 1** J. Garcia Gonzalez
- 1** F. Seabright
- 1** D. Mogeda

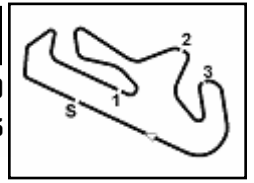
ALL TIMES

- | | |
|----------------------------|-----------------------------|
| 6 V. Steeman | 1 J. Garcia Gonzalez |
| 5 M. Perez | 1 I. Iglesias Bravo |
| 3 A. Carrasco | 1 N. Kalinin |
| 3 A. Coppola | 1 M. Kawakami |
| 3 S. Deroue | 1 H. Maier |
| 3 D. Geiger | 1 D. Mogeda |
| 3 M. Gonzalez | 1 A. Muel |
| 3 A. Huertas | 1 K. Sabatucci |
| 3 G. Pratama | 1 B. Sanchez |
| 3 M. Vannucci | 1 F. Seabright |
| 2 T. Booth-Amos | |
| 2 J. Buis | |
| 2 M. Garcia | |
| 2 T. Kawakami | |
| 2 Y. Okaya | |
| 2 J. Perez Gonzalez | |
| 2 B. Sofuoglu | |
| 2 L. Veneman | |
| 1 T. Edwards | |

09/08/2024

These data/results cannot be reproduced, stored and/or transmitted in whole or in part by any manner of electronic, mechanical, photocopying, recording, broadcasting or otherwise now known or herein after developed without the previous express consent by the copyright owner, except for reproduction in daily press and regular printed publications on sale to the public within 60 days of the event related to those data/results and always provided that copyright symbol appears together as follows below.

© DORNA WSBK ORGANIZATION Srl 2024



Portimao 4.592 m

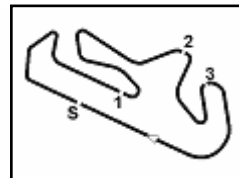
Pirelli Portuguese Round, 9-11 August 2024
Tissot Superpole Award

	Points	Points From First	Points From Previous	March 24 BARCELONA	April 21 ASSEN	June 16 MISANO	July 21 MOST	August 11 PORTIMAO	September 8 MAGNY-COURS	September 29 ARAGON	October 20 JEREZ									
1 VENEMAN Loris (NED)	30				6		12	12												
2 MAHENDRA Aldi Satya (INA)	24	6			9	9		6												
3 MOGEDA Daniel (ESP)	21	9	3	9		12														
4 PRATAMA Galang Hendra (INA)	19	11	2		5	5	2	7												
5 SEABRIGHT Fenton (GBR)	17	13	2		12		5													
6 GENNAI Mirko (ITA)	16	14	1	1			6	9												
7 IGLESIAS BRAVO Inigo (ESP)	13	17	3			6	4	3												
8 GARCIA GONZALEZ Julio (ESP)	12	18	1	12																
9 VANNUCCI Matteo (ITA)	12	18	0	7				5												
10 SVOBODA Petr (CZE)	12	18	0	3	7	2														
11 THOMPSON Carter (AUS)	11	19	1				9	2												
12 GAGGI Marco (ITA)	11	19	0				7	4												
13 GARCIA Marc (ESP)	9	21	2		1	7	1													
14 DI SORA Samuel (FRA)	8	22	1	4	4															
15 SABATUCCI Kevin (ITA)	6	24	2	6																
16 IERACI Bruno (ITA)	5	25	1	5																
17 SALVADOR David (ESP)	5	25	0			4		1												
18 CALATAYUD Unai (ESP)	5	25	0	2	3															
19 OSUNA SAEZ Jose Manuel (ESP)	3	27	2				3													
20 BARTOLINI Elia (ITA)	3	27	0			3														
21 TRAGNI Raffaele (ITA)	2	28	1		2															
22 BUIS Jeffrey (NED)	1	29	1			1														

09/08/2024 Odd points columns: Tissot Superpole Even points columns: Tissot Superpole Race

These data/results cannot be reproduced, stored and/or transmitted in whole or in part by any manner of electronic, mechanical, photocopying, recording, broadcasting or otherwise now known or herein after developed without the previous express consent by the copyright owner, except for reproduction in daily press and regular printed publications on sale to the public within 60 days of the event related to those data/results and always provided that copyright symbol appears together as follows below.

© DORNA WSBK ORGANIZATION Srl 2024



Portimao 4.592 m

Pirelli Portuguese Round, 9-11 August 2024
Provisional Starting Grid - Race 1 (11 Laps x 4,592 km = 50,512 km)

1	1	7 VENEMAN L. Kawasaki 1'55.399	2	26 GENNAI M. Kawasaki 1'55.916	3	56 PRATAMA G. Yamaha 1'55.962
2	4	57 MAHENDRA A. Yamaha 1'56.072	5	91 VANNUCCI M. Yamaha 1'56.083	6	43 GAGGI M. Yamaha 1'56.139
3	7	58 IGLESIAS BRAVO I Kawasaki 1'56.238	8	50 THOMPSON C. Kawasaki 1'56.324	9	38 SALVADOR D. Yamaha 1'56.353
4	10	55 CALATAYUD U. Yamaha 1'56.354	11	88 MOGEDA D. Kawasaki 1'56.422	12	48 GARCIA GONZALEZ Kove 1'56.470
5	13	99 MAIER H. Yamaha 1'56.530	14	80 MANSO G. Yamaha 1'56.530	15	22 GARCIA M. Kove 1'56.547
6	16	77 OSUNA SAEZ J. Kawasaki 1'56.651	17	31 BARTOLINI E. Yamaha 1'56.709	18	1 BUIS J. KTM 1'56.712
7	19	66 TONN P. KTM 1'56.768	20	9 ERCOLANI E. Yamaha 1'56.809	21	62 FONTAINHA K. Yamaha 1'56.943
8	22	8 IERACI B. Kawasaki 1'56.973	23	23 DI SORA S. Yamaha 1'57.231	24	79 ALONSO T. Kawasaki 1'57.250
9	25	47 SEABRIGHT F. Kawasaki 1'57.297	26	41 TRAGNI R. Yamaha 1'57.299	27	85 SABATUCCI K. Kawasaki 1'57.389
10	28	17 BIJMAN R. Kawasaki 1'57.481	29	29 ZANNINI G. Kawasaki 1'57.817	30	25 MARTELLA M. Kawasaki 1'57.872
11	31	71 BOLANO HERNANDEZ Kawasaki 1'58.288	32	61 BORGES D. Kawasaki 1'59.151	33	27 CLARK C. Kawasaki 1'59.499
12	34	11 NOVOTNY F. Kawasaki 1'59.777				

#91 (Vannucci M.) has been penalized with a 2X LLP for irresponsible riding (Most Race 2 Sanction)

* = Penalized

09/08/2024 The Race Director

These data/results cannot be reproduced, stored and/or transmitted in whole or in part by any manner of electronic, mechanical, photocopying, recording, broadcasting or otherwise now known or herein after developed without the previous express consent by the copyright owner, except for reproduction in daily press and regular printed publications on sale to the public within 60 days of the event related to those data/results and always provided that copyright symbol appears together as follows below. © DORNA WSBK ORGANIZATION Srl 2024