

## Australian Round, 21-23 February 2025

### Results Race 1

Laps 20 = 88,900 Km - Time of Race 31'11.497 - Avg. 171,007 km/h

1 / 2

Pos	Grid	No. Rider	Nat	Team	Bike	Class	LL	Gap	Rel.	Fastest Lap	Speed	Qualifying	Speed
1	1	<b>11 N. BULEGA</b>	ITA	Aruba.it Racing - Ducati	Ducati Panigale V4R		20			1'29.345	322,0	1'28.824	321,0
2	2	<b>1 T. RAZGATLIOGLU</b>	TUR	ROKIT BMW Motorrad WorldSBK Team	BMW M1000RR		20	<b>4.811</b>	4.811	1'30.053	326,8	1'28.918	324,9
3	4	<b>19 A. BAUTISTA</b>	ESP	Aruba.it Racing - Ducati	Ducati Panigale V4R		20	<b>5.108</b>	0.297	1'29.933	329,8	1'29.520	325,8
4	5	<b>9 D. PETRUCCI</b>	ITA	Barni Spark Racing Team	Ducati Panigale V4R	IND	20	<b>6.813</b>	1.705	1'30.069	332,9	1'29.657	325,8
5	6	<b>45 S. REDDING</b>	GBR	MGM BONDVO Racing	Ducati Panigale V4R	IND	20	<b>6.986</b>	0.173	1'30.102	325,8	1'29.679	324,9
6	3	<b>29 A. IANNONE</b>	ITA	Team Pata Go Eleven	Ducati Panigale V4R	IND	20	<b>7.548</b>	0.562	1'30.051	331,8	1'29.266	324,9
7	8	<b>55 A. LOCATELLI</b>	ITA	Pata Maxus Yamaha	Yamaha YZF R1		20	<b>8.892</b>	1.344	1'30.295	327,8	1'29.783	322,9
8 P	10	<b>22 A. LOWES</b>	GBR	bimota by Kawasaki Racing Team	bimota KB998 Rimini		20	<b>9.588</b>	0.696	1'30.026	329,8	1'29.859	319,1
9	14	<b>47 A. BASSANI</b>	ITA	bimota by Kawasaki Racing Team	bimota KB998 Rimini		20	<b>11.035</b>	1.447	1'30.205	330,8	1'29.970	323,9
10	11	<b>14 S. LOWES</b>	GBR	ELF Marc VDS Racing Team	Ducati Panigale V4R	IND	20	<b>13.429</b>	2.394	1'29.651	324,9	1'29.870	322,0
11	12	<b>97 X. VIERGE</b>	ESP	Honda HRC	Honda CBR1000 RR-R		20	<b>15.661</b>	2.232	1'30.670	327,8	1'29.924	327,8
12	15	<b>77 D. AEGERTER</b>	SUI	GYTR GRT Yamaha WorldSBK Team	Yamaha YZF R1		20	<b>18.039</b>	2.378	1'30.687	325,8	1'30.099	320,1
13	16	<b>17 R. VICKERS</b>	GBR	Motocorsa Racing	Ducati Panigale V4R	IND	20	<b>29.734</b>	11.695	1'31.187	322,9	1'30.292	322,9
14	19	<b>49 T. NAGASHIMA</b>	JPN	Honda HRC	Honda CBR1000 RR-R		20	<b>42.501</b>	12.767	1'31.205	324,9	1'30.989	322,0
15	18	<b>99 B. SOFUOGLU</b>	TUR	Yamaha Motoxrcing WorldSBK Team	Yamaha YZF R1	IND	20	<b>42.730</b>	0.229	1'31.328	314,5	1'30.901	316,3
16	21	<b>95 T. MACKENZIE</b>	GBR	PETRONAS MIE Honda Racing Team	Honda CBR1000 RR-R	IND	20	<b>55.663</b>	12.933	1'32.001	323,9	1'31.790	322,0
<b>-----Not Classified-----</b>													
RET	9	<b>87 R. GARDNER</b>	AUS	GYTR GRT Yamaha WorldSBK Team	Yamaha YZF R1		11	<b>9 Laps</b>		1'31.342	315,4	1'29.834	320,1
RET	7	<b>60 M. VAN DER MARK</b>	NED	ROKIT BMW Motorrad WorldSBK Team	BMW M1000RR		8	<b>12 Laps</b>		1'30.453	325,8	1'29.754	322,0
RET	17	<b>31 G. GERLOFF</b>	USA	Kawasaki WorldSBK Team	Kawasaki ZX-10RR		6	<b>14 Laps</b>		1'30.920	326,8	1'30.768	322,9
RET	20	<b>53 T. RABAT</b>	ESP	Yamaha Motoxrcing WorldSBK Team	Yamaha YZF R1	IND	5	<b>15 Laps</b>		1'31.780	316,3	1'31.202	316,3
RET	13	<b>5 Y. MONTELLA</b>	ITA	Barni Spark Racing Team	Ducati Panigale V4R	IND	1	<b>19 Laps</b>			328,8	1'29.962	323,9

AIR	Humidity:	32%	Temp:	36°C
TRACK	Condition:	Dry	Temp:	40°C

Records	Pole [SP]	2024	N.Bulega	1'27.916	182,015 Km/h
	Race [RC1]	2024	N.Bulega	1'28.564	180,683 Km/h
	All Times [SP]	2024	N.Bulega	1'27.916	182,015 Km/h
Race Fastest Lap		Lap 2	N.Bulega	1'29.345	179,103 Km/h

LAP LEADERS					
No. Rider	From	To	Laps	Total	
<b>11 N. BULEGA</b>	1	8	8		
<b>1 T. RAZGATLIOGLU</b>	9	9	1	1	
<b>22 A. LOWES</b>	10	10	1	1	
<b>11 N. BULEGA</b>	11	20	10	18	

TOTAL LEADER LAPS		
No. Rider	Laps	
<b>11 N. BULEGA</b>	18	
<b>1 T. RAZGATLIOGLU</b>	1	
<b>22 A. LOWES</b>	1	

Start 22/02/2025 16:00 End 16:33 The results are provisional until the end of the time limit for protests and appeals and the completion of the technical checks.

These data/results cannot be reproduced, stored and/or transmitted in whole or in part by any manner of electronic, mechanical, photocopying, recording, broadcasting or otherwise now known or herein after developed without the previous express consent by the copyright owner, except for reproduction in daily press and regular printed publications on sale to the public within 60 days of the event related to those data/results and always provided that copyright symbol appears together as follows below.

© DORNA WSBK ORGANIZATION Srl 2025

## Australian Round, 21-23 February 2025

### Results Race 1

Phillip Island 4.445 m

2 / 2

#### Race Highlights

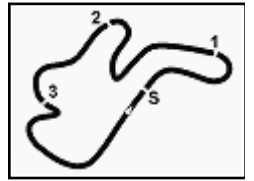
Time	No. Rider	Description
15.40.00		Sighting Lap Started
15.57.58		Warm Up Lap Started
16.00.18		Start of Session
16.01.02	<b>87 R. GARDNER</b>	#87 Crashed - Turn 4
16.01.09	<b>87 R. GARDNER</b>	#87 Rejoined
16.02.13	<b>5 Y. MONTELLA</b>	#5 Crashed - Turn 1
16.03.35	<b>5 Y. MONTELLA</b>	#5 Not Actively Competing
16.04.17		No Jump Starts
16.07.08	<b>31 G. GERLOFF</b>	#31 On Asphalt - Rejoined - Turn 4
16.09.49	<b>53 T. RABAT</b>	#53 Entered Pit Lane
16.10.36	<b>31 G. GERLOFF</b>	#31 Technical Problem - Turn 2
16.10.53	<b>31 G. GERLOFF</b>	#31 Not Actively Competing
16.12.40	<b>60 M. VAN DER MARK</b>	#60 Crashed - Turn 1
16.13.41	<b>11 N. BULEGA</b>	#11 Entered Pit Lane
16.13.48	<b>19 A. BAUTISTA</b>	#19 Entered Pit Lane
16.13.49	<b>9 D. PETRUCCI</b>	#9 Entered Pit Lane
16.13.51	<b>29 A. IANNONE</b>	#29 Entered Pit Lane
16.13.52	<b>97 X. VIERGE</b>	#97 Entered Pit Lane
16.14.26	<b>60 M. VAN DER MARK</b>	#60 Not Actively Competing
16.14.34	<b>53 T. RABAT</b>	#53 Retired
16.14.45	<b>11 N. BULEGA</b>	#11 Exited Pit Lane
16.14.52	<b>19 A. BAUTISTA</b>	#19 Exited Pit Lane
16.14.53	<b>9 D. PETRUCCI</b>	#9 Exited Pit Lane
16.14.55	<b>29 A. IANNONE</b>	#29 Exited Pit Lane
16.14.55	<b>97 X. VIERGE</b>	#97 Exited Pit Lane
16.15.19	<b>1 T. RAZGATLIOGLU</b>	#1 Entered Pit Lane
16.15.19	<b>45 S. REDDING</b>	#45 Entered Pit Lane
16.15.20	<b>55 A. LOCATELLI</b>	#55 Entered Pit Lane
16.15.21	<b>47 A. BASSANI</b>	#47 Entered Pit Lane
16.15.24	<b>77 D. AEGERTER</b>	#77 Entered Pit Lane
16.15.25	<b>14 S. LOWES</b>	#14 Entered Pit Lane
16.15.28	<b>17 R. VICKERS</b>	#17 Entered Pit Lane
16.15.39	<b>87 R. GARDNER</b>	#87 Entered Pit Lane
16.15.40	<b>95 T. MACKENZIE</b>	#95 Entered Pit Lane
16.16.22	<b>1 T. RAZGATLIOGLU</b>	#1 Exited Pit Lane
16.16.23	<b>45 S. REDDING</b>	#45 Exited Pit Lane
16.16.24	<b>55 A. LOCATELLI</b>	#55 Exited Pit Lane
16.16.24	<b>47 A. BASSANI</b>	#47 Exited Pit Lane
16.16.27	<b>77 D. AEGERTER</b>	#77 Exited Pit Lane
16.16.30	<b>14 S. LOWES</b>	#14 Exited Pit Lane
16.16.33	<b>17 R. VICKERS</b>	#17 Exited Pit Lane
16.16.42	<b>87 R. GARDNER</b>	#87 Exited Pit Lane
16.16.44	<b>95 T. MACKENZIE</b>	#95 Exited Pit Lane
16.16.53	<b>22 A. LOWES</b>	#22 Entered Pit Lane
16.17.04	<b>99 B. SOFUOGLU</b>	#99 Entered Pit Lane
16.17.05	<b>49 T. NAGASHIMA</b>	#49 Entered Pit Lane
16.17.56	<b>22 A. LOWES</b>	#22 Exited Pit Lane
16.18.09	<b>49 T. NAGASHIMA</b>	#49 Exited Pit Lane
16.18.12	<b>99 B. SOFUOGLU</b>	#99 Exited Pit Lane
16.18.30	<b>87 R. GARDNER</b>	#87 Technical Problem - Turn Finish Line
16.20.52	<b>22 A. LOWES</b>	#22 Penalized at the end by 0.600 for pit intervention time infringement
16.21.04		2/3 of Race Distance Completed
16.21.22	<b>87 R. GARDNER</b>	#87 Not Actively Competing
16.31.55		Podium Confirmed
16.32.49		All penalties applied
16.33.38		End of Session

Start                      End                      The results are provisional until the end of the time limit for protests and appeals and the completion of the technical checks.

22/02/2025      16:00                      16:33

These data/results cannot be reproduced, stored and/or transmitted in whole or in part by any manner of electronic, mechanical, photocopying, recording, broadcasting or otherwise now known or herein after developed without the previous express consent by the copyright owner, except for reproduction in daily press and regular printed publications on sale to the public within 60 days of the event related to those data/results and always provided that copyright symbol appears together as follows below.

© DORNA WSBK ORGANIZATION Srl 2025



Phillip Island 4.445 m

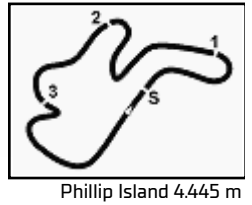
## Australian Round, 21-23 February 2025 Riders Standings

	Points	Points From First	Points From Previous	February 23 <b>PHILLIP ISLAND</b>	March 23 <b>PORTIMAO</b>	April 13 <b>ASSEN</b>	May 4 <b>CREMONA</b>	May 18 <b>MOST</b>	June 15 <b>MISANO</b>	July 13 <b>DONINGTON</b>	July 27 <b>BALATON</b>	September 7 <b>MAGNY-COURS</b>	September 28 <b>ARAGON</b>	October 12 <b>ESTORIL</b>	October 19 <b>JEREZ</b>			
1 <b>BULEGA</b> Nicolo (ITA)	25			25														
2 <b>RAZGATLIOGLU</b> Toprak (TUR)	20	5		20														
3 <b>BAUTISTA</b> Alvaro (ESP)	16	9	4	16														
4 <b>PETRUCCI</b> Danilo (ITA)	13	12	3	13														
5 <b>REDDING</b> Scott (GBR)	11	14	2	11														
6 <b>IANNONE</b> Andrea (ITA)	10	15	1	10														
7 <b>LOCATELLI</b> Andrea (ITA)	9	16	1	9														
8 <b>LOWES</b> Alex (GBR)	8	17	1	8														
9 <b>BASSANI</b> Axel (ITA)	7	18	1	7														
10 <b>LOWES</b> Sam (GBR)	6	19	1	6														
11 <b>VIERGE</b> Xavi (ESP)	5	20	1	5														
12 <b>AEGERTER</b> Dominique (SU)	4	21	1	4														
13 <b>VICKERS</b> Ryan (GBR)	3	22	1	3														
14 <b>NAGASHIMA</b> Tetsuta (JPN)	2	23	1	2														
15 <b>SOFUOGLU</b> Bahattin (TUR)	1	24	1	1														

22/02/2025 First Line: Race 1 & 2 - Second Line: Tissot Superpole Race

These data/results cannot be reproduced, stored and/or transmitted in whole or in part by any manner of electronic, mechanical, photocopying, recording, broadcasting or otherwise now known or herein after developed without the previous express consent by the copyright owner, except for reproduction in daily press and regular printed publications on sale to the public within 60 days of the event related to those data/results and always provided that copyright symbol appears together as follows below.

© DORNA WSBK ORGANIZATION Srl 2025



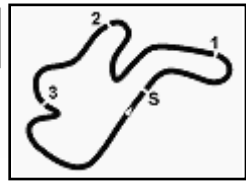
**Australian Round, 21-23 February 2025**  
**Riders Standings**

Points	Points From First	Points From Previous	February 23	March 23	April 13	May 4	May 18	June 15	July 13	July 27	September 7	September 28	October 12	October 19			
			<b>PHILLIP ISLAND</b>	<b>PORTIMAO</b>	<b>ASSEN</b>	<b>CREMONA</b>	<b>MOST</b>	<b>MISANO</b>	<b>DONINGTON</b>	<b>BALATON</b>	<b>MAGNY-COURS</b>	<b>ARAGON</b>	<b>ESTORIL</b>	<b>JEREZ</b>			
<b>Independent Riders</b>																	
<b>1</b>	<b>PETRUCCI</b> Danilo (ITA)	<b>13</b>	<b>13</b>														
<b>2</b>	<b>REDDING</b> Scott (GBR)	<b>11</b> 2	<b>11</b>														
<b>3</b>	<b>IANNONE</b> Andrea (ITA)	<b>10</b> 3 1	<b>10</b>														
<b>4</b>	<b>LOWES</b> Sam (GBR)	<b>6</b> 7 4	<b>6</b>														
<b>5</b>	<b>VICKERS</b> Ryan (GBR)	<b>3</b> 10 3	<b>3</b>														
<b>6</b>	<b>SOFUOGLU</b> Bahattin (TUR)	<b>1</b> 12 2	<b>1</b>														

22/02/2025 First Line: Race 1 & 2 - Second Line: Tissot Superpole Race

These data/results cannot be reproduced, stored and/or transmitted in whole or in part by any manner of electronic, mechanical, photocopying, recording, broadcasting or otherwise now known or herein after developed without the previous express consent by the copyright owner, except for reproduction in daily press and regular printed publications on sale to the public within 60 days of the event related to those data/results and always provided that copyright symbol appears together as follows below.

© DORNA WSBK ORGANIZATION Srl 2025



Phillip Island 4.445 m

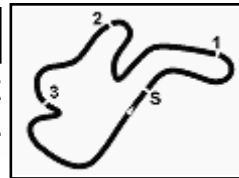
**Australian Round, 21-23 February 2025**  
**Manufacturers Standings**

	Points	Points From First	Points From Previous	February 23 <b>PHILLIP ISLAND</b>	March 23 <b>PORTIMAO</b>	April 13 <b>ASSEN</b>	May 4 <b>CREMONA</b>	May 18 <b>MOST</b>	June 15 <b>MISANO</b>	July 13 <b>DONINGTON</b>	July 27 <b>BALATON</b>	September 7 <b>MAGNY-COURS</b>	September 28 <b>ARAGON</b>	October 12 <b>ESTORIL</b>	October 19 <b>JEREZ</b>			
1 <b>DUCATI</b>	<b>25</b>			<b>25</b>														
2 <b>BMW</b>	<b>20</b>	5		<b>20</b>														
3 <b>YAMAHA</b>	<b>9</b>	16	11	<b>9</b>														
4 <b>BIMOTA</b>	<b>8</b>	17	1	<b>8</b>														
5 <b>HONDA</b>	<b>5</b>	20	3	<b>5</b>														

22/02/2025 First Line: Race 1 & 2 - Second Line: Tissot Superpole Race

These data/results cannot be reproduced, stored and/or transmitted in whole or in part by any manner of electronic, mechanical, photocopying, recording, broadcasting or otherwise now known or herein after developed without the previous express consent by the copyright owner, except for reproduction in daily press and regular printed publications on sale to the public within 60 days of the event related to those data/results and always provided that copyright symbol appears together as follows below.

© DORNA WSBK ORGANIZATION Srl 2025



## Australian Round, 21-23 February 2025

### Teams Standings

	February 23 PHILLIP ISLAND	March 23 PORTIMAO	April 13 ASSEN	May 4 CREMONA	May 18 MOST	June 15 MISANO	July 13 DONINGTON	July 27 BALATON	September 7 MAGNY-COURS	September 28 ARAGON	October 12 ESTORIL	October 19 JEREZ		
<b>1 Aruba.it Racing - Ducati</b>	<b>41</b>													
BULEGA Nicolo	25	25												
BAUTISTA Alvaro	16	16												
<b>2 ROKIT BMW Motorrad WorldSBK Team</b>	<b>20 [-21]</b>													
RAZGATLIOGLU Toprak	20	20												
<b>3 bimota by Kawasaki Racing Team</b>	<b>15 [-26]</b>													
LOWES Alex	8	8												
BASSANI Axel	7	7												
<b>4 Barni Spark Racing Team</b>	<b>13 [-28]</b>													
PETRUCCI Danilo	13	13												
<b>5 MGM BONDOVO Racing</b>	<b>11 [-30]</b>													
REDDING Scott	11	11												
<b>6 Team Pata Go Eleven</b>	<b>10 [-31]</b>													
IANNONE Andrea	10	10												
<b>7 Pata Maxus Yamaha</b>	<b>9 [-32]</b>													
LOCATELLI Andrea	9	9												
<b>8 Honda HRC</b>	<b>7 [-34]</b>													
VIERGE Xavi	5	5												
NAGASHIMA Tetsuta	2	2												
<b>9 ELF Marc VDS Racing Team</b>	<b>6 [-35]</b>													
LOWES Sam	6	6												
<b>10 GYTR GRT Yamaha WorldSBK Team</b>	<b>4 [-37]</b>													
AEGERTER Dominique	4	4												
<b>11 Motocorsa Racing</b>	<b>3 [-38]</b>													
VICKERS Ryan	3	3												
<b>12 Yamaha Motoxrcing WorldSBK Team</b>	<b>1 [-40]</b>													
SOFUOGLU Bahattin	1	1												

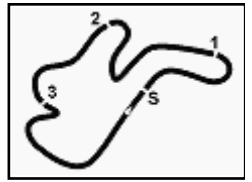
22/02/2025

These data/results cannot be reproduced, stored and/or transmitted in whole or in part by any manner of electronic, mechanical, photocopying, recording, broadcasting or otherwise now known or herein after developed without the previous express consent by the copyright owner, except for reproduction in daily press and regular printed publications on sale to the public within 60 days of the event related to those data/results and always provided that copyright symbol appears together as follows below.

© DORNA WSBK ORGANIZATION Srl 2025

FICR PERUGIA TIMING





## Australian Round, 21-23 February 2025

### Teams Standings

	February 23 <b>PHILLIP ISLAND</b>	March 23 <b>PORTIMAO</b>	April 13 <b>ASSEN</b>	May 4 <b>CREMONA</b>	May 18 <b>MOST</b>	June 15 <b>MISANO</b>	July 13 <b>DONINGTON</b>	July 27 <b>BALATON</b>	September 7 <b>MAGNY-COURS</b>	September 28 <b>ARAGON</b>	October 12 <b>ESTORIL</b>	October 19 <b>JEREZ</b>		
<b>Referent Teams</b>														
<b>1 Aruba.it Racing - Ducati</b>	<b>41</b>													
BULEGA Nicolo	25	25												
BAUTISTA Alvaro	16	16												
<b>2 ROKIT BMW Motorrad WorldSBK Team</b>	<b>20 [-21]</b>													
RAZGATLIOGLU Toprak	20	20												
<b>3 bimota by Kawasaki Racing Team</b>	<b>15 [-26]</b>													
LOWES Alex	8	8												
BASSANI Axel	7	7												
<b>4 Pata Maxus Yamaha</b>	<b>9 [-32]</b>													
LOCATELLI Andrea	9	9												
<b>5 Honda HRC</b>	<b>7 [-34]</b>													
VIERGE Xavi	5	5												
NAGASHIMA Tetsuta	2	2												
<b>6 GYTR GRT Yamaha WorldSBK Team</b>	<b>4 [-37]</b>													
AEGERTER Dominique	4	4												

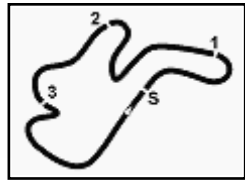
22/02/2025

These data/results cannot be reproduced, stored and/or transmitted in whole or in part by any manner of electronic, mechanical, photocopying, recording, broadcasting or otherwise now known or herein after developed without the previous express consent by the copyright owner, except for reproduction in daily press and regular printed publications on sale to the public within 60 days of the event related to those data/results and always provided that copyright symbol appears together as follows below.

© DORNA WSBK ORGANIZATION Srl 2025

FICR PERUGIA TIMING





## Australian Round, 21-23 February 2025

### Teams Standings

	February 23 PHILLIP ISLAND	March 23 PORTIMAO	April 13 ASSEN	May 4 CREMONA	May 18 MIST	June 15 MISANO	July 13 DONINGTON	July 27 BALATON	September 7 MAGNY-COURS	September 28 ARAGON	October 12 ESTORIL	October 19 JEREZ		
--	-------------------------------	----------------------	-------------------	------------------	----------------	-------------------	----------------------	--------------------	----------------------------	------------------------	-----------------------	---------------------	--	--

Independent Teams

<b>1 Barni Spark Racing Team</b>														<b>13</b>
PETRUCCI Danilo	13	13												
<b>2 MGM BONDVO Racing</b>														<b>11</b> [-2]
REDDING Scott	11	11												
<b>3 Team Pata Go Eleven</b>														<b>10</b> [-3]
IANNONE Andrea	10	10												
<b>4 ELF Marc VDS Racing Team</b>														<b>6</b> [-7]
LOWES Sam	6	6												
<b>5 Motocorsa Racing</b>														<b>3</b> [-10]
VICKERS Ryan	3	3												
<b>6 Yamaha Motoxrcing WorldSBK Team</b>														<b>1</b> [-12]
SOFUOGLU Bahattin	1	1												

22/02/2025

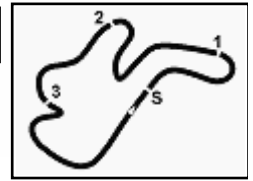
These data/results cannot be reproduced, stored and/or transmitted in whole or in part by any manner of electronic, mechanical, photocopying, recording, broadcasting or otherwise now known or herein after developed without the previous express consent by the copyright owner, except for reproduction in daily press and regular printed publications on sale to the public within 60 days of the event related to those data/results and always provided that copyright symbol appears together as follows below.

© DORNA WSBK ORGANIZATION Srl 2025

FICR PERUGIA TIMING







Phillip Island 4.445 m

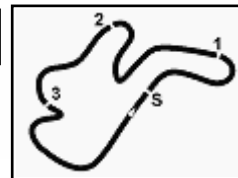
**Australian Round, 21-23 February 2025**  
**Pirelli Best Lap Award**

	Points	Points From First	Points From Previous	February 23 <b>PHILLIP ISLAND</b>	March 23 <b>PORTIMAO</b>	April 13 <b>ASSEN</b>	May 4 <b>CREMONA</b>	May 18 <b>MOST</b>	June 15 <b>MISANO</b>	July 13 <b>DONINGTON</b>	July 27 <b>BALATON</b>	September 7 <b>MAGNY-COURS</b>	September 28 <b>ARAGON</b>	October 12 <b>ESTORIL</b>	October 19 <b>JEREZ</b>			
<b>1 BULEGA</b> Nicolo (ITA)	<b>1</b>			<b>1</b>														

22/02/2025 First Line: Race 1 & 2

These data/results cannot be reproduced, stored and/or transmitted in whole or in part by any manner of electronic, mechanical, photocopying, recording, broadcasting or otherwise now known or herein after developed without the previous express consent by the copyright owner, except for reproduction in daily press and regular printed publications on sale to the public within 60 days of the event related to those data/results and always provided that copyright symbol appears together as follows below.

© DORNA WSBK ORGANIZATION Srl 2025



Phillip Island 4.445 m

## Australian Round, 21-23 February 2025

### Best Finish Award Race 1

	Points	Points From First	Points From Previous	February 23 <b>PHILLIP ISLAND</b>	March 23 <b>PORTIMAO</b>	April 13 <b>ASSEN</b>	May 4 <b>CREMONA</b>	May 18 <b>MOST</b>	June 15 <b>MISANO</b>	July 13 <b>DONINGTON</b>	July 27 <b>BALATON</b>	September 7 <b>MAGNY-COURS</b>	September 28 <b>ARAGON</b>	October 12 <b>ESTORIL</b>	October 19 <b>JEREZ</b>			
1 <b>BASSANI</b> Axel [ITA]	<b>5</b>			<b>5</b> 9														
2 <b>MACKENZIE</b> Tarran [GBR]	<b>5</b> 0			<b>5</b> 16														
3 <b>NAGASHIMA</b> Tetsuta [JPN]	<b>5</b> 0 0			<b>5</b> 14														
4 <b>AEGERTER</b> Dominique [SUI]	<b>3</b> 2 2			<b>3</b> 12														
5 <b>SOFUOGLU</b> Bahattin [TUR]	<b>3</b> 2 0			<b>3</b> 15														
6 <b>VICKERS</b> Ryan [GBR]	<b>3</b> 2 0			<b>3</b> 13														
7 <b>LOWES</b> Alex [GBR]	<b>2</b> 3 1			<b>2</b> 8														
8 <b>BAUTISTA</b> Alvaro [ESP]	<b>1</b> 4 1			<b>1</b> 3														
9 <b>LOCATELLI</b> Andrea [ITA]	<b>1</b> 4 0			<b>1</b> 7														
10 <b>LOWES</b> Sam [GBR]	<b>1</b> 4 0			<b>1</b> 10														
11 <b>PETRUCCI</b> Danilo [ITA]	<b>1</b> 4 0			<b>1</b> 4														
12 <b>REDDING</b> Scott [GBR]	<b>1</b> 4 0			<b>1</b> 5														
13 <b>VIERGE</b> Xavi [ESP]	<b>1</b> 4 0			<b>1</b> 11														

22/02/2025 First Line: Gained Positions - Second Line: Race Position - Underline: Best Finisher

These data/results cannot be reproduced, stored and/or transmitted in whole or in part by any manner of electronic, mechanical, photocopying, recording, broadcasting or otherwise now known or herein after developed without the previous express consent by the copyright owner, except for reproduction in daily press and regular printed publications on sale to the public within 60 days of the event related to those data/results and always provided that copyright symbol appears together as follows below.

© DORNA WSBK ORGANIZATION Srl 2025

## Australian Round, 21-23 February 2025

### Best Sectors & Speed Race 1

RESULTS			
1	<b>11</b> N. BULEGA	Ducati Panigale V4R	Laps 20
2	<b>1</b> T. RAZGATLIOGLU	BMW M1000RR	4.811
3	<b>19</b> A. BAUTISTA	Ducati Panigale V4R	5.108
4	<b>9</b> D. PETRUCCI	Ducati Panigale V4R	6.813
5	<b>45</b> S. REDDING	Ducati Panigale V4R	6.986
6	<b>29</b> A. IANNONE	Ducati Panigale V4R	7.548
7	<b>55</b> A. LOCATELLI	Yamaha YZF R1	8.892
8	<b>22</b> A. LOWES	bimota KB998 Rimini	9.588
9	<b>47</b> A. BASSANI	bimota KB998 Rimini	11.035
10	<b>14</b> S. LOWES	Ducati Panigale V4R	13.429
11	<b>97</b> X. VIERGE	Honda CBR1000 RR-R	15.661
12	<b>77</b> D. AEGERTER	Yamaha YZF R1	18.039
13	<b>17</b> R. VICKERS	Ducati Panigale V4R	29.734
14	<b>49</b> T. NAGASHIMA	Honda CBR1000 RR-R	42.501
15	<b>99</b> B. SOFUOGLU	Yamaha YZF R1	42.730
16	<b>95</b> T. MACKENZIE	Honda CBR1000 RR-R	55.663
RET	<b>87</b> R. GARDNER	Yamaha YZF R1	9 Laps
RET	<b>60</b> M. VAN DER MARK	BMW M1000RR	12 Laps
RET	<b>31</b> G. GERLOFF	Kawasaki ZX-10RR	14 Laps
RET	<b>53</b> T. RABAT	Yamaha YZF R1	15 Laps
RET	<b>5</b> Y. MONTELLA	Ducati Panigale V4R	19 Laps

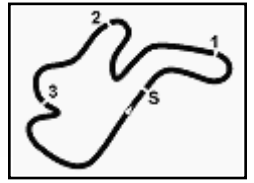
SPEED			
1	<b>9</b> D. PETRUCCI	Ducati Panigale V4R	332,9
2	<b>29</b> A. IANNONE	Ducati Panigale V4R	331,8
3	<b>47</b> A. BASSANI	bimota KB998 Rimini	330,8
4	<b>19</b> A. BAUTISTA	Ducati Panigale V4R	329,8
5	<b>22</b> A. LOWES	bimota KB998 Rimini	329,8
6	<b>5</b> Y. MONTELLA	Ducati Panigale V4R	328,8
7	<b>55</b> A. LOCATELLI	Yamaha YZF R1	327,8
8	<b>97</b> X. VIERGE	Honda CBR1000 RR-R	327,8
9	<b>1</b> T. RAZGATLIOGLU	BMW M1000RR	326,8
10	<b>31</b> G. GERLOFF	Kawasaki ZX-10RR	326,8
11	<b>60</b> M. VAN DER MARK	BMW M1000RR	325,8
12	<b>77</b> D. AEGERTER	Yamaha YZF R1	325,8
13	<b>45</b> S. REDDING	Ducati Panigale V4R	325,8
14	<b>14</b> S. LOWES	Ducati Panigale V4R	324,9
15	<b>49</b> T. NAGASHIMA	Honda CBR1000 RR-R	324,9
16	<b>95</b> T. MACKENZIE	Honda CBR1000 RR-R	323,9
17	<b>17</b> R. VICKERS	Ducati Panigale V4R	322,9
18	<b>11</b> N. BULEGA	Ducati Panigale V4R	322,0
19	<b>53</b> T. RABAT	Yamaha YZF R1	316,3
20	<b>87</b> R. GARDNER	Yamaha YZF R1	315,4
21	<b>99</b> B. SOFUOGLU	Yamaha YZF R1	314,5

SEG. 1		SEG. 2		SEG. 3		SEG. 4					
1	<b>11</b> N. BULEGA	21.302	1	<b>11</b> N. BULEGA	25.924	1	<b>14</b> S. LOWES	17.006	1	<b>11</b> N. BULEGA	24.889
2	<b>19</b> A. BAUTISTA	21.416	2	<b>1</b> T. RAZGATLIOGLU	25.984	2	<b>11</b> N. BULEGA	17.008	2	<b>29</b> A. IANNONE	24.994
3	<b>60</b> M. VAN DER MARK	21.452	3	<b>29</b> A. IANNONE	26.042	3	<b>29</b> A. IANNONE	17.065	3	<b>19</b> A. BAUTISTA	25.008
4	<b>9</b> D. PETRUCCI	21.459	4	<b>14</b> S. LOWES	26.071	4	<b>19</b> A. BAUTISTA	17.107	4	<b>22</b> A. LOWES	25.069
5	<b>14</b> S. LOWES	21.461	5	<b>22</b> A. LOWES	26.110	5	<b>22</b> A. LOWES	17.110	5	<b>45</b> S. REDDING	25.107
6	<b>29</b> A. IANNONE	21.471	6	<b>47</b> A. BASSANI	26.128	6	<b>55</b> A. LOCATELLI	17.129	6	<b>14</b> S. LOWES	25.113
7	<b>1</b> T. RAZGATLIOGLU	21.505	7	<b>19</b> A. BAUTISTA	26.161	7	<b>9</b> D. PETRUCCI	17.146	7	<b>1</b> T. RAZGATLIOGLU	25.134
8	<b>45</b> S. REDDING	21.510	8	<b>45</b> S. REDDING	26.205	8	<b>1</b> T. RAZGATLIOGLU	17.166	8	<b>60</b> M. VAN DER MARK	25.136
9	<b>22</b> A. LOWES	21.521	9	<b>55</b> A. LOCATELLI	26.225	9	<b>45</b> S. REDDING	17.191	9	<b>55</b> A. LOCATELLI	25.141
10	<b>77</b> D. AEGERTER	21.527	10	<b>60</b> M. VAN DER MARK	26.226	10	<b>77</b> D. AEGERTER	17.203	10	<b>5</b> Y. MONTELLA	25.146
11	<b>47</b> A. BASSANI	21.557	11	<b>9</b> D. PETRUCCI	26.258	11	<b>47</b> A. BASSANI	17.208	11	<b>9</b> D. PETRUCCI	25.160
12	<b>55</b> A. LOCATELLI	21.558	12	<b>97</b> X. VIERGE	26.340	12	<b>60</b> M. VAN DER MARK	17.269	12	<b>47</b> A. BASSANI	25.218
13	<b>97</b> X. VIERGE	21.705	13	<b>49</b> T. NAGASHIMA	26.431	13	<b>31</b> G. GERLOFF	17.288	13	<b>97</b> X. VIERGE	25.227
14	<b>31</b> G. GERLOFF	21.706	14	<b>17</b> R. VICKERS	26.457	14	<b>97</b> X. VIERGE	17.296	14	<b>77</b> D. AEGERTER	25.268
15	<b>87</b> R. GARDNER	21.728	15	<b>77</b> D. AEGERTER	26.471	15	<b>87</b> R. GARDNER	17.344	15	<b>31</b> G. GERLOFF	25.290
16	<b>49</b> T. NAGASHIMA	21.753	16	<b>31</b> G. GERLOFF	26.482	16	<b>99</b> B. SOFUOGLU	17.366	16	<b>17</b> R. VICKERS	25.318
17	<b>17</b> R. VICKERS	21.779	17	<b>87</b> R. GARDNER	26.507	17	<b>17</b> R. VICKERS	17.419	17	<b>49</b> T. NAGASHIMA	25.335
18	<b>99</b> B. SOFUOGLU	21.842	18	<b>99</b> B. SOFUOGLU	26.548	18	<b>49</b> T. NAGASHIMA	17.460	18	<b>87</b> R. GARDNER	25.441
19	<b>95</b> T. MACKENZIE	21.925	19	<b>95</b> T. MACKENZIE	26.570	19	<b>53</b> T. RABAT	17.469	19	<b>99</b> B. SOFUOGLU	25.443
20	<b>53</b> T. RABAT	21.975	20	<b>53</b> T. RABAT	26.666	20	<b>95</b> T. MACKENZIE	17.601	20	<b>53</b> T. RABAT	25.517
21	<b>5</b> Y. MONTELLA	29.059	21	<b>5</b> Y. MONTELLA	27.142	21	<b>5</b> Y. MONTELLA	17.619	21	<b>95</b> T. MACKENZIE	25.610

22/02/2025

These data/results cannot be reproduced, stored and/or transmitted in whole or in part by any manner of electronic, mechanical, photocopying, recording, broadcasting or otherwise now known or herein after developed without the previous express consent by the copyright owner, except for reproduction in daily press and regular printed publications on sale to the public within 60 days of the event related to those data/results and always provided that copyright symbol appears together as follows below.

© DORNA WSBK ORGANIZATION Srl 2025



Phillip Island 4.445 m

**Australian Round, 21-23 February 2025**  
**Lap Chart Race 1**

Lap																				
	1	2	3	4	5	6	7	8	9	10	11	12	13	14	15	16	17	18	19	20
1	11	11	11	11	11	11	11	11	1	22	11	11	11	11	11	11	11	11	11	11
2	29	1	1	1	1	19	19	19	45	49	22	1	1	1	1	1	1	1	1	1
3	1	9	9	45	45	45	45	45	55	99	1	19	19	19	19	19	19	19	19	19
4	19	45	19	19	19	9	1	1	47	1	45	45	45	45	45	45	45	45	9	9
5	9	19	45	9	9	1	60	60	22	45	19	9	9	9	9	9	9	45	45	45
6	45	29	60	60	60	60	9	9	77	55	9	29	29	29	29	29	29	29	29	29
7	55	60	47	47	55	55	55	14	47	55	55	55	55	55	55	55	55	55	55	55
8	60	55	55	55	47	47	47	47	17	11	29	47	47	47	47	22	22	22	22	22
9	22	22	29	29	22	22	22	22	49	77	47	22	22	22	22	47	47	47	47	47
10	47	47	97	97	29	97	29	29	99	14	97	97	97	97	97	14	14	14	14	14
11	97	97	22	22	97	29	97	97	95	19	77	77	77	14	14	97	97	97	97	97
12	14	14	14	14	14	14	77	77	87	9	49	14	14	77	77	77	77	77	77	77
13	17	77	77	77	77	77	14	14	11	17	14	17	17	17	17	17	17	17	17	17
14	77	31	31	31	17	17	17	17	9	29	99	49	49	49	99	99	99	99	49	49
15	31	17	17	17	49	49	49	49	19	97	17	99	99	99	49	49	49	49	99	99
16	53	99	99	99	99	99	99	99	29	95	95	95	95	95	95	95	95	95	95	95
17	5	53	49	49	53	95	95	95	97	87	87									
18	99	49	53	53	95	87	87	87												
19	49	95	95	95	87	31														
20	95	87	87	87	31															
21	87																			

Final Result		
1	<b>11</b> N. BULEGA	Laps 20
2	<b>1</b> T. RAZGATLIOGLU	4.811
3	<b>19</b> A. BAUTISTA	5.108
4	<b>9</b> D. PETRUCCI	6.813
5	<b>45</b> S. REDDING	6.986
6	<b>29</b> A. IANNONE	7.548
7	<b>55</b> A. LOCATELLI	8.892
8	<b>22</b> A. LOWES (P)	9.588
9	<b>47</b> A. BASSANI	11.035
10	<b>14</b> S. LOWES	13.429
11	<b>97</b> X. VIERGE	15.661
12	<b>77</b> D. AEGERTER	18.039
13	<b>17</b> R. VICKERS	29.734
14	<b>49</b> T. NAGASHIMA	42.501
15	<b>99</b> B. SOFUOGLU	42.730
16	<b>95</b> T. MACKENZIE	55.663
RET	<b>87</b> R. GARDNER	9 Laps
RET	<b>60</b> M. VAN DER MARK	12 Laps
RET	<b>31</b> G. GERLOFF	14 Laps
RET	<b>53</b> T. RABAT	15 Laps
RET	<b>5</b> Y. MONTELLA	19 Laps

22/02/2025

These data/results cannot be reproduced, stored and/or transmitted in whole or in part by any manner of electronic, mechanical, photocopying, recording, broadcasting or otherwise now known or herein after developed without the previous express consent by the copyright owner, except for reproduction in daily press and regular printed publications on sale to the public within 60 days of the event related to those data/results and always provided that copyright symbol appears together as follows below.

© DORNA WSBK ORGANIZATION Srl 2025



## Australian Round, 21-23 February 2025

### Lap Chart Race 1

2 / 4

#### Lap 1

1	11	N.Bulega	1'34.490
2	29	A.Iannone	0.516
3	1	T.Razgatioglu	1.178
4	19	A.Bautista	1.226
5	9	D.Petrucci	1.692
6	45	S.Redding	1.852
7	55	A.Locatelli	2.076
8	60	M.van der Mark	2.131
9	22	A.Lowes	2.607
10	47	A.Bassani	2.781
11	97	X.Vierge	2.917
12	14	S.Lowes	3.120
13	17	R.Vickers	3.440
14	77	D.Aegerter	3.596
15	31	G.Gerloff	3.689
16	53	T.Rabat	4.363
17	5	Y.Montella	4.476
18	99	B.Sofuoglu	4.477
19	49	T.Nagashima	4.917
20	95	T.Mackenzie	5.344
21	87	R.Gardner	15.411

5	9	D.Petrucci	5.572
6	60	M.van der Mark	5.790
7	47	A.Bassani	6.066
8	55	A.Locatelli	6.229
9	29	A.Iannone	6.449
10	97	X.Vierge	6.899
11	22	A.Lowes	7.268
12	14	S.Lowes	7.698
13	77	D.Aegerter	7.899
14	31	G.Gerloff	8.307
15	17	R.Vickers	8.945
16	99	B.Sofuoglu	10.758
17	49	T.Nagashima	10.939
18	53	T.Rabat	12.044
19	95	T.Mackenzie	13.344
20	87	R.Gardner	21.138

#### Lap 5

1	11	N.Bulega	7'33.262
2	1	T.Razgatioglu	5.399
3	45	S.Redding	5.439
4	19	A.Bautista	5.467
5	9	D.Petrucci	5.986
6	60	M.van der Mark	6.214
7	55	A.Locatelli	6.909
8	47	A.Bassani	7.009
9	22	A.Lowes	7.833
10	29	A.Iannone	7.926
11	97	X.Vierge	8.291
12	14	S.Lowes	8.688
13	77	D.Aegerter	8.885
14	17	R.Vickers	10.475
15	49	T.Nagashima	12.772
16	99	B.Sofuoglu	13.008
17	53	T.Rabat	13.949
18	95	T.Mackenzie	15.893
19	87	R.Gardner	22.504
20	31	G.Gerloff	23.683

#### Lap 6

1	11	N.Bulega	9'03.553
2	19	A.Bautista	5.825
3	45	S.Redding	5.970
4	9	D.Petrucci	6.303
5	1	T.Razgatioglu	6.436
6	60	M.van der Mark	6.601
7	55	A.Locatelli	7.233
8	47	A.Bassani	7.627
9	22	A.Lowes	8.180
10	97	X.Vierge	9.062
11	29	A.Iannone	9.098
12	14	S.Lowes	9.446
13	77	D.Aegerter	9.669
14	17	R.Vickers	11.627
15	49	T.Nagashima	14.506
16	99	B.Sofuoglu	14.750
17	95	T.Mackenzie	18.584
18	87	R.Gardner	23.785
19	31	G.Gerloff	25.139

#### Lap 7

1	11	N.Bulega	10'33.783
2	19	A.Bautista	6.243
3	45	S.Redding	6.452
4	1	T.Razgatioglu	6.968
5	60	M.van der Mark	7.128
6	9	D.Petrucci	7.285
7	55	A.Locatelli	7.885
8	47	A.Bassani	8.090
9	22	A.Lowes	8.398
10	29	A.Iannone	9.356
11	97	X.Vierge	10.031
12	77	D.Aegerter	10.319

13	14	S.Lowes	10.725
14	17	R.Vickers	13.044
15	49	T.Nagashima	16.141
16	99	B.Sofuoglu	16.374
17	95	T.Mackenzie	20.927
18	87	R.Gardner	24.993

#### Lap 8

1	11	N.Bulega	12'04.170
2	19	A.Bautista	6.622
3	45	S.Redding	6.865
4	1	T.Razgatioglu	6.912
5	60	M.van der Mark	7.328
6	9	D.Petrucci	7.529
7	55	A.Locatelli	8.245
8	47	A.Bassani	8.559
9	22	A.Lowes	8.922
10	29	A.Iannone	9.357
11	97	X.Vierge	10.450
12	77	D.Aegerter	10.748
13	14	S.Lowes	12.178
14	17	R.Vickers	14.474
15	49	T.Nagashima	17.672
16	99	B.Sofuoglu	17.800
17	95	T.Mackenzie	23.336
18	87	R.Gardner	25.954

#### Lap 9

1	1	T.Razgatioglu	13'41.866
2	45	S.Redding	0.116
3	55	A.Locatelli	1.443
4	47	A.Bassani	1.619
5	22	A.Lowes	1.965
6	77	D.Aegerter	4.572
7	14	S.Lowes	5.946
8	17	R.Vickers	8.779
9	49	T.Nagashima	11.778
10	99	B.Sofuoglu	12.224
11	95	T.Mackenzie	18.740
12	87	R.Gardner	19.841
13	11	N.Bulega	44.844
14	9	D.Petrucci	51.579
15	19	A.Bautista	51.641
16	29	A.Iannone	53.865
17	97	X.Vierge	55.135

#### Lap 10

1	22	A.Lowes	15'15.003
2	49	T.Nagashima	10.576
3	99	B.Sofuoglu	10.821
4	1	T.Razgatioglu	49.063
5	45	S.Redding	49.382
6	55	A.Locatelli	50.191
7	47	A.Bassani	50.883
8	11	N.Bulega	51.278
9	77	D.Aegerter	53.186
10	14	S.Lowes	55.792
11	19	A.Bautista	58.395
12	9	D.Petrucci	58.615
13	17	R.Vickers	59.621
14	29	A.Iannone	1'00.183
15	97	X.Vierge	1'02.233
16	95	T.Mackenzie	1'02.752
17	87	R.Gardner	1'08.924

#### Lap 11

1	11	N.Bulega	17'36.371
2	22	A.Lowes	1.277
3	1	T.Razgatioglu	6.786
4	45	S.Redding	7.665
5	19	A.Bautista	7.762
6	9	D.Petrucci	8.083

#### Lap 12

1	11	N.Bulega	19'06.633
2	1	T.Razgatioglu	6.577
3	19	A.Bautista	7.761
4	45	S.Redding	8.067
5	9	D.Petrucci	8.271
6	29	A.Iannone	8.745
7	55	A.Locatelli	9.245
8	47	A.Bassani	9.790
9	22	A.Lowes	10.100
10	97	X.Vierge	12.483
11	77	D.Aegerter	13.456
12	14	S.Lowes	14.046
13	17	R.Vickers	21.043
14	49	T.Nagashima	26.060
15	99	B.Sofuoglu	28.315
16	95	T.Mackenzie	36.394

#### Lap 13

1	11	N.Bulega	20'36.799
2	1	T.Razgatioglu	6.465
3	19	A.Bautista	7.852
4	45	S.Redding	8.111
5	9	D.Petrucci	8.418
6	29	A.Iannone	8.667
7	55	A.Locatelli	9.374
8	47	A.Bassani	9.829
9	22	A.Lowes	9.960
10	97	X.Vierge	13.269
11	77	D.Aegerter	13.977
12	14	S.Lowes	14.054
13	17	R.Vickers	22.429
14	49	T.Nagashima	27.369
15	99	B.Sofuoglu	30.228
16	95	T.Mackenzie	38.388

#### Lap 14

1	11	N.Bulega	22'06.797
2	1	T.Razgatioglu	6.748
3	19	A.Bautista	7.787
4	45	S.Redding	8.215
5	9	D.Petrucci	8.489
6	29	A.Iannone	8.832
7	55	A.Locatelli	9.728
8	47	A.Bassani	10.071
9	22	A.Lowes	10.520
10	97	X.Vierge	14.112
11	14	S.Lowes	14.321
12	77	D.Aegerter	14.778
13	17	R.Vickers	23.761
14	49	T.Nagashima	32.339
15	99	B.Sofuoglu	32.387
16	95	T.Mackenzie	41.917

#### Lap 15

1	11	N.Bulega	23'37.301
2	1	T.Razgatioglu	6.527
3	19	A.Bautista	7.608
4	45	S.Redding	8.146
5	9	D.Petrucci	8.497

22/02/2025

These data/results cannot be reproduced, stored and/or transmitted in whole or in part by any manner of electronic, mechanical, photocopying, recording, broadcasting or otherwise now known or herein after developed without the previous express consent by the copyright owner, except for reproduction in daily press and regular printed publications on sale to the public within 60 days of the event related to those data/results and always provided that copyright symbol appears together as follows below.

© DORNA WSBK ORGANIZATION Srl 2025

## Australian Round, 21-23 February 2025

### Lap Chart Race 1

Phillip Island 4.445 m

3 / 4

6	<b>29</b> A.Iannone	8.794	6	<b>29</b> A.Iannone	8.769
7	<b>55</b> A.Locatelli	9.636	7	<b>55</b> A.Locatelli	9.918
8	<b>47</b> A.Bassani	10.123	8	<b>22</b> A.Lowes	10.102
9	<b>22</b> A.Lowes	10.197	9	<b>47</b> A.Bassani	11.764
10	<b>97</b> X.Vierge	14.819	10	<b>14</b> S.Lowes	14.575
11	<b>14</b> S.Lowes	14.856	11	<b>97</b> X.Vierge	16.262
12	<b>77</b> D.Aegerter	15.333	12	<b>77</b> D.Aegerter	18.567
13	<b>17</b> R.Vickers	24.821	13	<b>17</b> R.Vickers	29.497
14	<b>99</b> B.Sofuoglu	34.382	14	<b>49</b> T.Nagashima	42.603
15	<b>49</b> T.Nagashima	34.591	15	<b>99</b> B.Sofuoglu	42.637
16	<b>95</b> T.Mackenzie	44.096	16	<b>95</b> T.Mackenzie	54.287

#### Lap 16

1	<b>11</b> N.Bulega	25'07.751
2	<b>1</b> T.Razgatlioglu	6.626
3	<b>19</b> A.Bautista	7.842
4	<b>45</b> S.Redding	8.219
5	<b>9</b> D.Petrucci	8.504
6	<b>29</b> A.Iannone	8.912
7	<b>55</b> A.Locatelli	9.913
8	<b>22</b> A.Lowes	10.203
9	<b>47</b> A.Bassani	10.787
10	<b>14</b> S.Lowes	15.238
11	<b>97</b> X.Vierge	15.514
12	<b>77</b> D.Aegerter	16.332
13	<b>17</b> R.Vickers	26.395
14	<b>99</b> B.Sofuoglu	36.651
15	<b>49</b> T.Nagashima	36.798
16	<b>95</b> T.Mackenzie	46.529

#### Lap 20

1	<b>11</b> N.Bulega	31'11.497
2	<b>1</b> T.Razgatlioglu	4.811
3	<b>19</b> A.Bautista	5.108
4	<b>9</b> D.Petrucci	6.813
5	<b>45</b> S.Redding	6.986
6	<b>29</b> A.Iannone	7.548
7	<b>55</b> A.Locatelli	8.892
8	<b>22</b> A.Lowes	8.988
9	<b>47</b> A.Bassani	11.035
10	<b>14</b> S.Lowes	13.429
11	<b>97</b> X.Vierge	15.661
12	<b>77</b> D.Aegerter	18.039
13	<b>17</b> R.Vickers	29.734
14	<b>49</b> T.Nagashima	42.501
15	<b>99</b> B.Sofuoglu	42.730
16	<b>95</b> T.Mackenzie	55.663

#### Lap 17

1	<b>11</b> N.Bulega	26'38.387
2	<b>1</b> T.Razgatlioglu	6.480
3	<b>19</b> A.Bautista	7.560
4	<b>45</b> S.Redding	8.306
5	<b>9</b> D.Petrucci	8.390
6	<b>29</b> A.Iannone	8.556
7	<b>55</b> A.Locatelli	9.765
8	<b>22</b> A.Lowes	10.099
9	<b>47</b> A.Bassani	11.040
10	<b>14</b> S.Lowes	15.056
11	<b>97</b> X.Vierge	15.692
12	<b>77</b> D.Aegerter	17.068
13	<b>17</b> R.Vickers	27.466
14	<b>99</b> B.Sofuoglu	39.326
15	<b>49</b> T.Nagashima	39.392
16	<b>95</b> T.Mackenzie	48.645

#### Lap 18

1	<b>11</b> N.Bulega	28'09.084
2	<b>1</b> T.Razgatlioglu	6.412
3	<b>19</b> A.Bautista	7.158
4	<b>9</b> D.Petrucci	8.179
5	<b>45</b> S.Redding	8.547
6	<b>29</b> A.Iannone	8.880
7	<b>55</b> A.Locatelli	9.760
8	<b>22</b> A.Lowes	10.207
9	<b>47</b> A.Bassani	11.328
10	<b>14</b> S.Lowes	14.670
11	<b>97</b> X.Vierge	15.870
12	<b>77</b> D.Aegerter	17.726
13	<b>17</b> R.Vickers	28.500
14	<b>99</b> B.Sofuoglu	41.093
15	<b>49</b> T.Nagashima	41.191
16	<b>95</b> T.Mackenzie	51.704

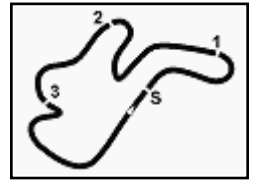
#### Lap 19

1	<b>11</b> N.Bulega	29'39.757
2	<b>1</b> T.Razgatlioglu	6.163
3	<b>19</b> A.Bautista	6.723
4	<b>9</b> D.Petrucci	7.999
5	<b>45</b> S.Redding	8.287

22/02/2025

These data/results cannot be reproduced, stored and/or transmitted in whole or in part by any manner of electronic, mechanical, photocopying, recording, broadcasting or otherwise now known or herein after developed without the previous express consent by the copyright owner, except for reproduction in daily press and regular printed publications on sale to the public within 60 days of the event related to those data/results and always provided that copyright symbol appears together as follows below.

© DORNA WSBK ORGANIZATION Srl 2025



Phillip Island 4.445 m

**Race Pace Comparison**

	11 Bul	1 Raz	19 Bau	9 Pet	45 Red	29 Ian	55 Loc	22 ALo	47 Bas	14 SLo	97 Vie	77 Aeg	17 Vic	49 Nag
1	1'34.490	1'35.668	1'35.716	1'36.182	1'36.342	1'35.006	1'36.566	1'37.097	1'37.271	1'37.610	1'37.407	1'38.086	1'37.930	1'39.407
2	<b>1'29.345</b>	1'31.053	1'31.324	1'30.709	1'30.693	1'32.414	1'31.342	1'30.898	1'30.875	1'31.215	1'30.883	1'30.885	1'31.792	1'32.025
3	1'29.541	1'30.515	1'30.405	1'30.520	1'30.700	1'31.769	1'30.768	1'31.753	1'30.405	1'31.197	1'31.172	1'31.300	<b>1'31.187</b>	1'31.535
4	1'29.857	1'30.843	1'31.005	1'31.394	1'30.482	1'30.493	1'30.786	1'30.753	1'30.748	1'30.909	<b>1'30.670</b>	1'30.861	1'31.269	<b>1'31.205</b>
5	1'30.029	1'30.582	1'30.279	1'30.443	1'30.484	1'31.506	1'30.709	1'30.594	1'30.972	1'31.019	1'31.421	1'31.015	1'31.559	1'31.862
6	1'30.291	1'31.328	1'30.649	1'30.608	1'30.822	1'31.463	1'30.615	1'30.638	1'30.909	1'31.049	1'31.062	1'31.075	1'31.443	1'32.025
7	1'30.230	1'30.762	1'30.648	1'31.212	1'30.712	1'30.488	1'30.882	1'30.448	1'30.693	1'31.509	1'31.199	1'30.880	1'31.647	1'31.865
8	1'30.387	1'30.331	1'30.766	1'30.631	1'30.800	1'30.388	1'30.747	1'30.911	1'30.856	1'31.840	1'30.806	1'30.816	1'31.817	1'31.918
9	2'22.540	1'30.784	2'22.715	2'21.746	1'30.947	2'22.204	1'30.894	1'30.739	1'30.756	1'31.464	2'22.381	1'31.520	1'32.001	1'31.802
10	1'39.571	2'22.200	1'39.891	1'40.173	2'22.403	1'39.455	2'21.885	1'31.172	2'22.401	2'22.983	1'40.235	2'21.751	2'23.979	1'31.935
11	1'30.090	1'39.091	1'30.735	1'30.836	1'39.651	1'30.141	1'39.906	2'22.645	1'40.317	1'40.233	1'30.980	1'41.102	1'41.619	2'25.266
12	1'30.262	<b>1'30.053</b>	1'30.261	1'30.450	1'30.664	<b>1'30.051</b>	1'30.778	1'39.085	1'30.220	<b>1'29.651</b>	1'30.900	1'30.798	1'31.433	1'41.848
13	1'30.166	1'30.054	1'30.257	1'30.313	1'30.210	1'30.088	<b>1'30.295</b>	<b>1'30.026</b>	<b>1'30.205</b>	1'30.174	1'30.952	<b>1'30.687</b>	1'31.552	1'31.475
14	1'29.998	1'30.281	<b>1'29.933</b>	<b>1'30.069</b>	<b>1'30.102</b>	1'30.163	1'30.352	1'30.558	1'30.240	1'30.265	1'30.841	1'30.799	1'31.330	1'34.968
15	1'30.504	1'30.283	1'30.325	1'30.512	1'30.435	1'30.466	1'30.412	1'30.181	1'30.556	1'31.039	1'31.211	1'31.059	1'31.564	1'32.756
16	1'30.450	1'30.549	1'30.684	1'30.457	1'30.523	1'30.568	1'30.727	1'30.456	1'31.114	1'30.832	1'31.145	1'31.449	1'32.024	1'32.657
17	1'30.636	1'30.490	1'30.354	1'30.522	1'30.723	1'30.280	1'30.488	1'30.532	1'30.889	1'30.454	1'30.814	1'31.372	1'31.707	1'33.230
18	1'30.697	1'30.629	1'30.295	1'30.486	1'30.938	1'31.021	1'30.692	1'30.805	1'30.985	1'30.311	1'30.875	1'31.355	1'31.731	1'32.496
19	1'30.673	1'30.424	1'30.238	1'30.493	1'30.413	1'30.562	1'30.831	1'30.568	1'31.109	1'30.578	1'31.065	1'31.514	1'31.670	1'32.085
20	1'31.740	1'30.388	1'30.125	1'30.554	1'30.439	1'30.519	1'30.714	1'30.626	1'31.011	1'30.594	1'31.139	1'31.212	1'31.977	1'31.638

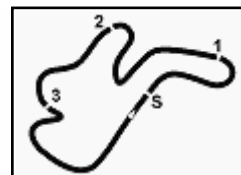
	99 Sof	95 Mac	87 Gar	60 vdM	31 Ger	53 Rab	5 Mon
1	1'38.967	1'39.834	1'49.901	1'36.621	1'38.179	1'38.853	1'38.966
2	1'31.802	1'32.257	<b>1'31.342</b>	1'31.021	1'31.308	1'32.549	
3	<b>1'31.328</b>	<b>1'32.001</b>	1'31.633	1'30.455	1'31.133	1'32.095	
4	1'31.894	1'32.485	1'31.495	1'30.926	<b>1'30.920</b>	<b>1'31.780</b>	
5	1'32.279	1'32.578	1'31.395	<b>1'30.453</b>	1'45.405	1'31.934	
6	1'32.033	1'32.982	1'31.572	1'30.678	1'31.747		
7	1'31.854	1'32.573	1'31.438	1'30.757			
8	1'31.813	1'32.796	1'31.348	1'30.587			
9	1'32.120	1'33.100	1'31.583				
10	1'31.734	2'17.149	2'22.220				
11	2'27.900	1'51.177	1'46.188				
12	1'41.224	1'34.095					
13	1'32.079	1'32.160					
14	1'32.157	1'33.527					
15	1'32.499	1'32.683					
16	1'32.719	1'32.883					
17	1'33.311	1'32.752					
18	1'32.464	1'33.756					
19	1'32.217	1'33.256					
20	1'31.833	1'33.116					

22/02/2025

These data/results cannot be reproduced, stored and/or transmitted in whole or in part by any manner of electronic, mechanical, photocopying, recording, broadcasting or otherwise now known or herein after developed without the previous express consent by the copyright owner, except for reproduction in daily press and regular printed publications on sale to the public within 60 days of the event related to those data/results and always provided that copyright symbol appears together as follows below.

© DORNA WSBK ORGANIZATION Srl 2025





Phillip Island 4.445 m

## Australian Round, 21-23 February 2025

### Chronological Analysis Race 1

Start at 16:00'12.218

1 / 4

1° 11 N. BULEGA (1'29.345)							
Lap	Seg1	Seg2	Seg3	Seg4	Lap Time	km/h	Local Time
1		26.036	<b>17.008</b>	<b>24.889</b>	1'34.490	234,2	16:01'46.708
2	<b>21.302</b>	25.933	17.099	25.011	<b>1'29.345</b>	321,0	16:03'16.053
3	21.336	<b>25.924</b>	17.116	25.165	1'29.541	319,1	16:04'45.594
4	21.530	26.104	17.176	25.047	1'29.857	320,1	16:06'15.451
5	21.490	26.038	17.271	25.230	1'30.029	319,1	16:07'45.480
6	21.595	26.243	17.300	25.153	1'30.291	319,1	16:09'15.771
7	21.611	26.093	17.249	25.277	1'30.230	319,1	16:10'46.001
8	21.711	26.140	17.300	25.236	1'30.387	318,2	16:12'16.388
9	21.586	26.269	17.268	1'17.417	2'22.540P	321,0	16:14'38.928
10	31.191	26.123	17.188	25.069	1'39.571P		16:16'18.499
11	21.414	26.152	17.324	25.200	1'30.090	320,1	16:17'48.589
12	21.597	26.167	17.297	25.201	1'30.262	<b>322,0</b>	16:19'18.851
13	21.580	26.081	17.248	25.257	1'30.166	319,1	16:20'49.017
14	21.553	26.133	17.140	25.172	1'29.998	319,1	16:22'19.015
15	21.612	26.251	17.368	25.273	1'30.504	319,1	16:23'49.519
16	21.632	26.293	17.291	25.234	1'30.450	320,1	16:25'19.969
17	21.751	26.294	17.328	25.263	1'30.636	318,2	16:26'50.605
18	21.716	26.319	17.334	25.328	1'30.697	319,1	16:28'21.302
19	21.703	26.328	17.346	25.296	1'30.673	317,2	16:29'51.975
20	21.793	26.571	17.392	25.984	1'31.740	318,2	16:31'23.715
Race Time 31'11.497							

17	21.491	26.240	17.157	25.466	1'30.354	323,9	16:26'58.165
18	21.567	26.262	17.302	25.164	1'30.295	323,9	16:28'28.460
19	21.612	<b>26.161</b>	17.206	25.259	1'30.238	325,8	16:29'58.698
20	21.545	26.267	17.136	25.177	1'30.125	323,9	16:31'28.823
Race Time 31'16.605							

4° 9 D. PETRUCCI (1'30.069)							
Lap	Seg1	Seg2	Seg3	Seg4	Lap Time	km/h	Local Time
1		26.422	17.356	<b>25.160</b>	1'36.182	234,2	16:01'48.400
2	21.629	26.579	17.310	25.191	1'30.709	329,8	16:03'19.109
3	21.712	26.295	17.192	25.321	1'30.520	327,8	16:04'49.629
4	22.267	26.529	17.286	25.312	1'31.394	326,8	16:06'21.023
5	21.669	26.305	17.230	25.239	1'30.443	325,8	16:07'51.466
6	21.681	26.279	17.322	25.326	1'30.608	325,8	16:09'22.074
7	21.567	26.552	17.825	25.268	1'31.212	326,8	16:10'53.286
8	21.777	26.358	17.263	25.233	1'30.631	329,8	16:12'23.917
9	21.728	26.328	17.222	1'16.468	2'21.746P	<b>332,9</b>	16:14'45.663
10	31.517	26.279	17.216	25.161	1'40.173P		16:16'25.836
11	21.711	26.559	17.366	25.200	1'30.836	326,8	16:17'56.672
12	21.550	26.442	17.267	25.191	1'30.450	329,8	16:19'27.122
13	21.564	26.344	17.191	25.214	1'30.313	328,8	16:20'57.435
14	<b>21.459</b>	26.291	<b>17.146</b>	25.173	<b>1'30.069</b>	328,8	16:22'27.504
15	21.620	26.358	17.296	25.238	1'30.512	325,8	16:23'58.016
16	21.628	26.334	17.244	25.251	1'30.457	330,8	16:25'28.473
17	21.586	26.369	17.257	25.310	1'30.522	326,8	16:26'58.995
18	21.640	26.437	17.215	25.194	1'30.486	328,8	16:28'29.481
19	21.621	<b>26.258</b>	17.258	25.356	1'30.493	322,9	16:29'59.974
20	21.662	26.275	17.237	25.380	1'30.554	320,1	16:31'30.528
Race Time 31'18.310							

2° 1 T. RAZGATLIOGLU (1'30.053)							
Lap	Seg1	Seg2	Seg3	Seg4	Lap Time	km/h	Local Time
1		26.237	<b>17.166</b>	25.238	1'35.668	229,2	16:01'47.886
2	21.743	26.733	17.357	25.220	1'31.053	311,8	16:03'18.939
3	21.719	26.194	17.276	25.326	1'30.515	320,1	16:04'49.454
4	21.908	26.254	17.362	25.319	1'30.843	320,1	16:06'20.297
5	21.711	26.209	17.286	25.376	1'30.582	318,2	16:07'50.879
6	22.481	26.244	17.321	25.282	1'31.328	321,0	16:09'22.207
7	21.657	26.480	17.257	25.368	1'30.762	<b>326,8</b>	16:10'52.969
8	21.793	26.159	17.245	<b>25.134</b>	1'30.331	322,9	16:12'23.300
9	21.711	26.414	17.242	25.417	1'30.784	324,9	16:13'54.084
10	21.681	26.274	17.327	1'16.918	2'22.200P	320,1	16:16'16.284
11	30.395	26.163	17.346	25.187	1'39.091P		16:17'55.375
12	<b>21.505</b>	26.102	17.258	25.188	<b>1'30.053</b>	320,1	16:19'25.428
13	21.605	<b>25.984</b>	17.252	25.213	1'30.054	318,2	16:20'55.482
14	21.717	26.027	17.284	25.253	1'30.281	319,1	16:22'25.763
15	21.558	26.126	17.265	25.334	1'30.283	320,1	16:23'56.046
16	21.682	26.159	17.340	25.368	1'30.549	321,0	16:25'26.595
17	21.729	26.174	17.260	25.327	1'30.490	318,2	16:26'57.085
18	21.775	26.233	17.379	25.242	1'30.629	318,2	16:28'27.714
19	21.614	26.082	17.398	25.330	1'30.424	319,1	16:29'58.138
20	21.661	26.125	17.302	25.300	1'30.388	318,2	16:31'28.526
Race Time 31'16.308							

5° 45 S. REDDING (1'30.102)							
Lap	Seg1	Seg2	Seg3	Seg4	Lap Time	km/h	Local Time
1		26.516	17.355	25.169	1'36.342	237,2	16:01'48.560
2	21.581	26.576	17.315	25.221	1'36.693	<b>325,8</b>	16:03'19.253
3	21.864	26.451	17.224	25.161	1'30.700	320,1	16:04'49.953
4	21.817	26.270	17.288	<b>25.107</b>	1'30.482	324,9	16:06'20.435
5	21.700	26.308	17.245	25.231	1'30.484	323,9	16:07'50.919
6	21.832	26.397	17.279	25.314	1'30.822	315,4	16:09'21.741
7	21.638	26.612	17.260	25.202	1'30.712	322,9	16:10'52.453
8	21.736	26.406	17.381	25.277	1'30.800	322,9	16:12'23.253
9	21.843	26.544	17.294	25.266	1'30.947	323,9	16:13'54.200
10	21.693	26.291	17.358	1'17.061	2'22.403P	322,0	16:16'16.603
11	30.809	26.303	17.365	25.174	1'39.651P		16:17'56.254
12	21.723	26.483	17.284	25.174	1'30.664	319,1	16:19'26.918
13	21.614	26.207	17.274	25.115	1'30.210	322,0	16:20'57.128
14	<b>21.510</b>	26.211	<b>17.191</b>	25.190	<b>1'30.102</b>	324,9	16:22'27.230
15	21.661	26.299	17.312	25.163	1'30.435	322,0	16:23'57.665
16	21.677	26.287	17.322	25.237	1'30.523	322,0	16:25'28.188
17	21.643	26.408	17.300	25.372	1'30.723	323,9	16:26'58.911
18	21.869	26.528	17.365	25.176	1'30.938	319,1	16:28'29.849
19	21.609	<b>26.205</b>	17.266	25.333	1'30.413	322,9	16:30'00.262
20	21.628	26.270	17.271	25.270	1'30.439	322,0	16:31'30.701
Race Time 31'18.483							

3° 19 A. BAUTISTA (1'29.933)							
Lap	Seg1	Seg2	Seg3	Seg4	Lap Time	km/h	Local Time
1		26.488	17.242	<b>25.008</b>	1'35.716	237,8	16:01'47.934
2	21.574	27.356	17.263	25.131	1'31.324	326,8	16:03'19.258
3	21.712	26.383	17.179	25.131	1'30.405	327,8	16:04'49.663
4	21.948	26.583	17.280	25.194	1'31.005	324,9	16:06'20.668
5	21.618	26.431	17.125	25.105	1'30.279	324,9	16:07'50.947
6	21.625	26.420	17.219	25.385	1'30.649	322,0	16:09'21.596
7	21.653	26.525	17.225	25.245	1'30.648	320,1	16:10'52.244
8	21.815	26.343	17.360	25.248	1'30.766	322,0	16:12'23.010
9	21.740	26.489	17.213	1'17.273	2'22.715P	323,9	16:14'45.725
10	31.294	26.195	17.286	25.116	1'39.891P		16:16'25.616
11	21.700	26.585	17.276	25.174	1'30.735	322,0	16:17'56.351
12	21.480	26.399	17.228	25.154	1'30.261	<b>329,8</b>	16:19'26.612
13	21.570	26.307	17.258	25.122	1'30.257	323,9	16:20'56.869
14	<b>21.416</b>	26.310	<b>17.107</b>	25.100	<b>1'29.933</b>	324,9	16:22'26.802
15	21.511	26.479	17.181	25.154	1'30.325	325,8	16:23'57.127
16	21.869	26.332	17.326	25.157	1'30.684	327,8	16:25'27.811

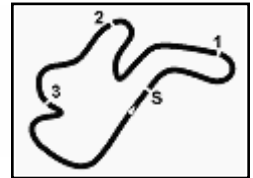
6° 29 A. IANNONE (1'30.051)							
Lap	Seg1	Seg2	Seg3	Seg4	Lap Time	km/h	Local Time
1		26.042	17.102	25.110	1'35.006	234,7	16:01'47.224
2	21.742	28.151	17.266	25.255	1'32.414	325,8	16:03'19.638
3	22.829	26.475	17.242	25.223	1'31.769	330,8	16:04'51.407
4	21.734	26.291	17.228	25.240	1'30.493	326,8	16:06'21.900
5	22.262	26.798	17.260	25.186	1'31.506	<b>331,8</b>	16:07'53.406
6	22.241	26.580	17.350	25.292	1'31.463	330,8	16:09'24.869
7	21.536	26.369	17.338	25.245	1'30.488	325,8	16:10'55.357
8	21.615	26.229	17.281	25.263	1'30.388	326,8	16:12'25.745
9	21.994	26.572	17.235	1'16.403	2'22.204P	329,8	16:14'47.949
10	31.271	26.125	<b>17.065</b>	<b>24.994</b>	1'39.455P		16:16'27.404

22/02/2025 P = Pits In/Out - C = Lap Time Cancelled

These data/results cannot be reproduced, stored and/or transmitted in whole or in part by any manner of electronic, mechanical, photocopying, recording, broadcasting or otherwise now known or herein after developed without the previous express consent by the copyright owner, except for reproduction in daily press and regular printed publications on sale to the public within 60 days of the event related to those data/results and always provided that copyright symbol appears together as follows below.

© DORNA WSBK ORGANIZATION Srl 20





Phillip Island 4.445 m

**Australian Round, 21-23 February 2025**  
**Chronological Analysis Race 1**

Start at 16:00'12.218

2 / 4

11	21.635	26.206	17.166	25.134	1'30.141	324,9	16:17'57.545	5	21.792	26.310	17.294	25.576	1'30.972	312,7	16:07'52.489
12	21.505	26.242	17.214	25.090	<b>1'30.051</b>	326,8	16:19'27.596	6	21.753	26.447	17.305	25.404	1'30.909	313,6	16:09'23.398
13	21.656	26.142	17.120	25.170	1'30.088	325,8	16:20'57.684	7	21.761	26.384	17.236	25.312	1'30.693	322,0	16:10'54.091
14	<b>21.471</b>	26.314	17.165	25.213	1'30.163	327,8	16:22'27.847	8	21.790	26.380	17.360	25.326	1'30.856	323,9	16:12'24.947
15	21.590	26.353	17.301	25.222	1'30.466	325,8	16:23'58.313	9	21.778	26.458	17.222	25.298	1'30.756	<b>330,8</b>	16:13'55.703
16	21.787	26.353	17.240	25.188	1'30.568	323,9	16:25'28.881	10	21.909	26.653	17.218	1'16.621	2'22.401P	318,2	16:16'18.104
17	21.620	26.288	17.182	25.190	1'30.280	325,8	16:26'59.161	11	31.550	26.296	<b>17.208</b>	25.263	1'40.317P	315,5	16:17'58.421
18	21.823	26.637	17.299	25.262	1'31.021	314,5	16:28'30.182	12	<b>21.557</b>	26.146	17.232	25.285	1'30.220	319,1	16:19'28.641
19	21.680	26.298	17.301	25.283	1'30.562	323,9	16:30'00.744	13	21.596	26.150	17.241	<b>25.218</b>	<b>1'30.205</b>	321,0	16:20'58.846
20	21.586	26.320	17.281	25.332	1'30.519	323,9	16:31'31.263	14	21.592	26.151	17.219	25.278	1'30.240	322,0	16:22'29.086

Race Time 31'19.045

7° 55 A. LOCATELLI [1'30.295]							
Lap	Seg1	Seg2	Seg3	Seg4	Lap Time	km/h	Local Time
1		26.536	17.329	25.267	1'36.566	237,2	16:01'48.784
2	21.819	26.735	17.353	25.435	1'31.342	<b>327,8</b>	16:03'20.126
3	22.052	<b>26.225</b>	17.214	25.277	1'30.768	325,8	16:04'50.894
4	21.686	26.343	17.372	25.385	1'30.786	321,0	16:06'21.680
5	21.748	26.348	17.238	25.375	1'30.709	322,9	16:07'52.389
6	21.671	26.390	17.277	25.277	1'30.615	319,1	16:09'23.004
7	21.631	26.456	17.387	25.408	1'30.882	322,0	16:10'53.886
8	21.666	26.379	17.404	25.298	1'30.747	321,0	16:12'24.633
9	21.825	26.406	17.247	25.416	1'30.894	323,9	16:13'55.527
10	21.981	26.394	17.243	1'16.267	2'21.885P	316,3	16:16'17.412
11	31.221	26.312	17.218	25.155	1'39.906P		16:17'57.318
12	21.570	26.595	17.308	25.305	1'30.778	322,9	16:19'28.096
13	21.677	26.274	17.203	<b>25.141</b>	<b>1'30.295</b>	322,0	16:20'58.391
14	<b>21.558</b>	26.293	17.287	25.214	1'30.352	321,0	16:22'28.743
15	21.578	26.463	<b>17.129</b>	25.242	1'30.412	321,0	16:23'59.155
16	21.669	26.458	17.354	25.246	1'30.727	322,0	16:25'29.882
17	21.658	26.298	17.239	25.293	1'30.488	318,2	16:27'00.370
18	21.670	26.506	17.301	25.215	1'30.692	318,2	16:28'31.062
19	21.845	26.415	17.208	25.363	1'30.831	321,0	16:30'01.893
20	21.674	26.350	17.305	25.385	1'30.714	317,2	16:31'32.607

Race Time 31'22.532

10° 14 S. LOWES [1'29.651]							
Lap	Seg1	Seg2	Seg3	Seg4	Lap Time	km/h	Local Time

1		26.634	17.422	25.396	1'37.610	242,0	16:01'49.828
2	22.002	26.381	17.269	25.563	1'31.215	<b>324,9</b>	16:03'21.043
3	21.705	26.769	17.426	25.297	1'31.197	322,0	16:04'52.240
4	21.742	26.455	17.379	25.333	1'30.909	317,2	16:06'23.149
5	21.712	26.515	17.343	25.449	1'31.019	323,9	16:07'54.168
6	21.802	26.495	17.313	25.439	1'31.049	323,9	16:09'25.217
7	21.742	26.793	17.403	25.571	1'31.509	322,0	16:10'56.726
8	21.883	27.079	17.435	25.443	1'31.840	322,0	16:12'28.566
9	21.990	26.727	17.226	25.521	1'31.464	321,0	16:14'00.030
10	21.620	26.478	17.246	1'17.639	2'22.983P	320,1	16:16'23.013
11	31.725	26.245	17.127	25.136	1'40.233P		16:18'03.246
12	<b>21.461</b>	<b>26.071</b>	<b>17.006</b>	<b>25.113</b>	<b>1'29.651</b>	319,1	16:19'32.897
13	21.568	26.222	17.146	25.238	1'30.174	322,9	16:21'03.071
14	21.604	26.330	17.077	25.254	1'30.265	322,0	16:22'33.336
15	21.715	26.587	17.331	25.406	1'31.039	322,9	16:24'04.375
16	21.755	26.544	17.192	25.341	1'30.832	322,9	16:25'35.207
17	21.653	26.224	17.212	25.365	1'30.454	317,2	16:27'05.661
18	21.588	26.247	17.184	25.292	1'30.311	318,2	16:28'35.972
19	21.607	26.318	17.237	25.416	1'30.578	317,2	16:30'06.550
20	21.564	26.462	17.256	25.312	1'30.594	317,2	16:31'37.144

Race Time 31'24.926

8° 22 A. LOWES [1'30.026]							
Lap	Seg1	Seg2	Seg3	Seg4	Lap Time	km/h	Local Time

1		26.534	17.244	25.414	1'37.097	236,7	16:01'49.315
2	21.681	26.521	17.336	25.360	1'30.898	322,9	16:03'20.213
3	22.382	26.665	17.309	25.397	1'31.753	326,8	16:04'51.966
4	21.704	26.468	17.221	25.360	1'30.753	326,8	16:06'22.719
5	21.668	26.396	17.217	25.313	1'30.594	322,0	16:07'53.313
6	21.720	26.269	17.233	25.416	1'30.638	321,0	16:09'23.951
7	<b>21.521</b>	26.363	17.255	25.309	1'30.448	320,1	16:10'54.399
8	21.749	26.424	17.306	25.432	1'30.911	325,8	16:12'25.310
9	21.750	26.442	17.185	25.362	1'30.739	323,9	16:13'56.049
10	21.772	26.604	17.283	25.513	1'31.172	322,0	16:15'27.221
11	21.910	26.392	17.691	1'16.652	2'22.645P	313,6	16:17'49.866
12	30.631	26.275	<b>17.110</b>	<b>25.069</b>	1'39.085P		16:19'28.951
13	21.569	<b>26.110</b>	17.168	25.179	<b>1'30.026</b>	322,0	16:20'58.977
14	21.730	26.439	17.225	25.164	1'30.558	323,9	16:22'29.535
15	21.626	26.264	17.182	25.109	1'30.181	<b>329,8</b>	16:23'59.716
16	21.606	26.326	17.298	25.226	1'30.456	324,9	16:25'30.172
17	21.574	26.341	17.258	25.359	1'30.532	322,0	16:27'00.704
18	21.846	26.467	17.195	25.297	1'30.805	319,1	16:28'31.509
19	21.706	26.356	17.192	25.314	1'30.568	321,0	16:30'02.077
20	21.730	26.273	17.292	25.331	1'30.626	321,0	16:31'32.703

Race Time 31'20.485 + 0.600Pen

9° 47 A. BASSANI [1'30.205]							
Lap	Seg1	Seg2	Seg3	Seg4	Lap Time	km/h	Local Time

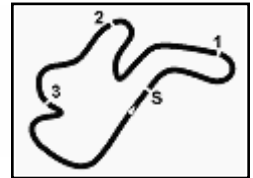
1		26.815	17.348	25.312	1'37.271	244,8	16:01'49.489
2	21.723	26.493	17.282	25.377	1'30.875	322,9	16:03'20.364
3	21.669	<b>26.128</b>	17.250	25.358	1'30.405	318,2	16:04'50.769
4	21.631	26.367	17.397	25.353	1'30.748	323,9	16:06'21.517

Race Time 31'27.158

22/02/2025 P = Pits In/Out - C = Lap Time Cancelled

These data/results cannot be reproduced, stored and/or transmitted in whole or in part by any manner of electronic, mechanical, photocopying, recording, broadcasting or otherwise now known or herein after developed without the previous express consent by the copyright owner, except for reproduction in daily press and regular printed publications on sale to the public within 60 days of the event related to those data/results and always provided that copyright symbol appears together as follows below.

© DORNA WSBK ORGANIZATION Srl 2025



**Australian Round, 21-23 February 2025**  
**Chronological Analysis Race 1**

Start at 16:00'12.218

3 / 4

12° 77 D. AEGERTER [1'30.687]							
Lap	Seg1	Seg2	Seg3	Seg4	Lap Time	km/h	Local Time
1		26.720	17.376	25.415	1'38.086	239,3	16:01'50.304
2	21.759	26.501	17.249	25.376	1'30.885	322,9	16:03'21.189
3	21.750	26.713	17.415	25.422	1'31.300	320,1	16:04'52.489
4	21.647	26.522	17.282	25.410	1'30.861	<b>325,8</b>	16:06'23.350
5	21.689	26.534	17.321	25.471	1'31.015	324,9	16:07'54.365
6	21.745	26.567	17.274	25.489	1'31.075	324,9	16:09'25.440
7	21.683	<b>26.471</b>	17.263	25.463	1'30.880	323,9	16:10'56.320
8	21.613	<b>26.471</b>	17.337	25.395	1'30.816	322,0	16:12'27.136
9	21.737	26.795	17.440	25.548	1'31.520	322,9	16:13'58.656
10	21.674	26.693	17.509	1'15.875	2'21.751P	317,2	16:16'20.407
11	31.614	26.831	17.294	25.363	1'41.102P		16:18'01.509
12	<b>21.527</b>	26.556	<b>17.203</b>	25.512	1'30.798	318,2	16:19'32.307
13	21.565	26.498	17.238	25.386	<b>1'30.687</b>	319,1	16:21'02.994
14	21.537	26.706	17.288	<b>25.268</b>	1'30.799	318,2	16:22'33.793
15	21.679	26.609	17.207	25.564	1'31.059	322,9	16:24'04.852
16	21.899	26.586	17.463	25.501	1'31.449	319,1	16:25'36.301
17	21.622	26.593	17.643	25.514	1'31.372	318,2	16:27'07.673
18	21.725	26.586	17.535	25.509	1'31.355	315,4	16:28'39.028
19	21.675	26.569	17.523	25.747	1'31.514	316,3	16:30'10.542
20	21.640	26.495	17.451	25.626	1'31.212	313,6	16:31'41.754
Race Time 31'29.536							

17	22.194	26.970	18.016	26.050	1'33.230	308,2	16:27'29.997
18	22.302	27.039	17.665	25.490	1'32.496	300,5	16:29'02.493
19	22.255	26.879	17.506	25.445	1'32.085	313,6	16:30'34.578
20	21.950	26.535	17.518	25.635	1'31.638	313,6	16:32'06.216
Race Time 31'53.998							

13° 17 R. VICKERS [1'31.187]							
Lap	Seg1	Seg2	Seg3	Seg4	Lap Time	km/h	Local Time
1		26.595	17.481	25.382	1'37.930	237,8	16:01'50.148
2	22.190	26.786	17.498	<b>25.318</b>	1'31.792	<b>322,9</b>	16:03'21.940
3	21.849	26.535	<b>17.419</b>	25.384	<b>1'31.187</b>	<b>322,9</b>	16:04'53.127
4	<b>21.779</b>	26.584	17.486	25.420	1'31.269	321,0	16:06'24.396
5	21.853	26.656	17.452	25.598	1'31.559	318,2	16:07'55.955
6	21.938	26.527	17.588	25.390	1'31.443	317,2	16:09'27.398
7	21.880	26.700	17.590	25.477	1'31.647	317,2	16:10'59.045
8	22.065	26.652	17.630	25.470	1'31.817	315,4	16:12'30.862
9	22.182	26.748	17.530	25.541	1'32.001	317,2	16:14'02.863
10	21.949	26.656	17.519	1'17.855	2'23.979P	314,5	16:16'26.842
11	32.046	26.634	17.479	25.460	1'41.619P		16:18'08.461
12	21.887	<b>26.457</b>	17.682	25.407	1'31.433	314,5	16:19'39.894
13	21.965	26.613	17.494	25.480	1'31.552	313,6	16:21'11.446
14	21.951	26.471	17.508	25.400	1'31.330	313,6	16:22'42.776
15	21.838	26.601	17.595	25.530	1'31.564	316,3	16:24'14.340
16	22.139	26.701	17.623	25.561	1'32.024	314,5	16:25'46.364
17	21.939	26.705	17.655	25.408	1'31.707	313,6	16:27'18.071
18	22.013	26.639	17.578	25.501	1'31.731	314,5	16:28'49.802
19	21.912	26.569	17.594	25.595	1'31.670	312,7	16:30'21.472
20	21.953	26.553	17.715	25.756	1'31.977	311,8	16:31'53.449
Race Time 31'41.231							

15° 99 B. SOFUOGLU [1'31.328]							
Lap	Seg1	Seg2	Seg3	Seg4	Lap Time	km/h	Local Time
1		27.287	17.491	<b>25.443</b>	1'38.967	240,4	16:01'51.185
2	22.217	26.695	<b>17.366</b>	25.524	1'31.802	309,1	16:03'22.987
3	<b>21.842</b>	<b>26.548</b>	17.367	25.571	<b>1'31.328</b>	<b>314,5</b>	16:04'54.315
4	21.990	26.690	17.538	25.676	1'31.894	<b>314,5</b>	16:06'26.209
5	22.244	26.744	17.599	25.692	1'32.279	312,7	16:07'58.488
6	22.209	26.754	17.444	25.626	1'32.033	313,6	16:09'30.521
7	21.929	26.690	17.580	25.655	1'31.854	<b>314,5</b>	16:11'02.375
8	21.984	26.783	17.519	25.527	1'31.813	313,6	16:12'34.188
9	22.105	26.895	17.397	25.723	1'32.120	312,7	16:14'06.308
10	21.918	26.784	17.438	25.594	1'31.734	312,7	16:15'38.042
11	22.029	26.806	17.521	1'21.544	2'27.900P	313,6	16:18'05.942
12	30.998	27.021	17.481	25.724	1'41.224P		16:19'47.166
13	22.092	26.755	17.520	25.712	1'32.079	312,7	16:21'19.245
14	22.094	26.770	17.558	25.735	1'32.157	312,7	16:22'51.402
15	22.154	26.914	17.714	25.717	1'32.499	312,7	16:24'23.901
16	22.061	27.034	17.618	26.006	1'32.719	310,9	16:25'56.620
17	22.024	26.876	18.154	26.257	1'33.311	310,0	16:27'29.931
18	22.262	26.885	17.618	25.699	1'32.464	309,1	16:29'02.395
19	22.179	26.767	17.456	25.815	1'32.217	309,1	16:30'34.612
20	22.195	26.626	17.422	25.590	1'31.833	304,7	16:32'06.445
Race Time 31'54.227							

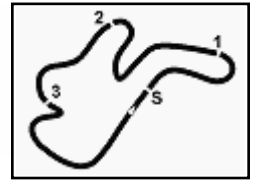
14° 49 T. NAGASHIMA [1'31.205]							
Lap	Seg1	Seg2	Seg3	Seg4	Lap Time	km/h	Local Time
1		27.153	17.945	<b>25.335</b>	1'39.407	244,8	16:01'51.625
2	22.054	27.041	17.519	25.411	1'32.025	<b>324,9</b>	16:03'23.650
3	21.807	26.615	<b>17.460</b>	25.653	1'31.535	321,0	16:04'55.185
4	<b>21.753</b>	26.565	17.490	25.397	<b>1'31.205</b>	320,1	16:06'26.390
5	21.961	26.638	17.576	25.687	1'31.862	320,1	16:07'58.252
6	22.214	26.707	17.575	25.529	1'32.025	317,2	16:09'30.277
7	21.915	26.660	17.636	25.654	1'31.865	316,3	16:11'02.142
8	21.974	26.655	17.640	25.649	1'31.918	314,5	16:12'34.060
9	21.867	26.719	17.499	25.717	1'31.802	318,2	16:14'05.862
10	22.078	26.619	17.500	25.738	1'31.935	314,5	16:15'37.797
11	22.132	27.124	17.684	1'18.326	2'25.266P	313,6	16:18'03.063
12	31.787	26.866	17.501	25.694	1'41.848P		16:19'44.911
13	21.853	<b>26.431</b>	17.476	25.715	1'31.475	314,5	16:21'16.386
14	21.878	26.561	17.504	29.025	1'34.968	313,6	16:22'51.354
15	22.304	27.228	17.761	25.463	1'32.756	316,3	16:24'24.110
16	22.004	27.287	17.838	25.528	1'32.657	315,4	16:25'56.767

16° 95 T. MACKENZIE [1'32.001]							
Lap	Seg1	Seg2	Seg3	Seg4	Lap Time	km/h	Local Time
1		27.311	17.797	25.637	1'39.834	240,9	16:01'52.052
2	22.300	26.746	<b>17.601</b>	<b>25.610</b>	1'32.257	<b>323,9</b>	16:03'24.309
3	21.926	26.710	17.690	25.675	<b>1'32.001</b>	320,1	16:04'56.310
4	<b>21.925</b>	26.643	18.269	25.648	1'32.485	320,1	16:06'28.795
5	22.086	26.913	17.745	25.834	1'32.578	316,3	16:08'01.373
6	22.226	27.244	17.823	25.689	1'32.982	310,9	16:09'34.355
7	22.087	26.798	17.928	25.760	1'32.573	311,8	16:11'06.928
8	22.152	27.144	17.839	25.661	1'32.796	307,3	16:12'39.724
9	22.812	26.882	17.688	25.718	1'33.100	311,8	16:14'12.824
10	22.085	26.768	17.765	1'10.531	2'17.149P	312,7	16:16'29.973
11	39.817	<b>26.570</b>	17.760	27.030	1'51.177P		16:18'21.150
12	23.325	26.965	18.019	25.786	1'34.095	274,6	16:19'55.245
13	22.040	26.700	17.716	25.704	1'32.160	308,2	16:21'27.405
14	22.366	27.544	17.774	25.843	1'33.527	310,0	16:23'00.932
15	22.182	26.762	17.997	25.742	1'32.683	311,8	16:24'33.615
16	22.300	26.811	17.958	25.814	1'32.883	310,0	16:26'06.498
17	22.134	26.844	17.894	25.880	1'32.752	309,1	16:27'39.250
18	23.054	26.840	18.049	25.813	1'33.756	309,1	16:29'13.006
19	22.157	27.059	17.959	26.081	1'33.256	306,5	16:30'46.262
20	22.333	26.848	17.945	25.990	1'33.116	304,7	16:32'19.378
Race Time 32'07.160							

RET 87 R. GARDNER [1'31.342]							
Lap	Seg1	Seg2	Seg3	Seg4	Lap Time	km/h	Local Time
1		39.171	17.738	<b>25.441</b>	1'49.901	237,2	16:02'02.119
2	21.764	26.683	<b>17.344</b>	25.551	<b>1'31.342</b>	313,6	16:03'33.461
3	22.111	26.586	17.415	25.521	1'31.633	312,7	16:05'05.094
4	21.883	26.672	17.391	25.549	1'31.495	313,6	16:06'36.589
5	<b>21.728</b>	26.608	17.462	25.597	1'31.395	313,6	16:08'07.984
6	21.880	26.618	17.479	25.595	1'31.572	312,7	16:09'39.556
7	21.790	26.595	17.491	25.562	1'31.438	314,5	16:11'10.994
8	21.780	<b>26.507</b>	17.467	25.594	1'31.348	313,6	16:12'42.342
9	21.833	26.784	17.405	25.561	1'31.583	<b>315,4</b>	16:14'13.925
10	21.810	26.538	17.433	1'16.439	2'22.220P	<b>315,4</b>	16:16'36.145

22/02/2025 P = Pits In/Out - C = Lap Time Cancelled

These data/results cannot be reproduced, stored and/or transmitted in whole or in part by any manner of electronic, mechanical, photocopying, recording, broadcasting or otherwise now known or herein after developed without the previous express consent by the copyright owner, except for reproduction in daily press and regular printed publications on sale to the public within 60 days of the event related to those data/results and always provided that copyright symbol appears together as follows below.



Phillip Island 4.445 m

4 / 4

Start at 16:00'12.218

11 31.396 26.718 17.383 30.691 1'46.188P 16:18'22.333  
Race Time 18'10.115

RET 60 M. VAN DER MARK (1'30.453)							
Lap	Seg.1	Seg.2	Seg.3	Seg.4	Lap Time	km/h	Local Time
1		26.557	17.315	<b>25.136</b>	1'36.621	232,1	16:01'48.839
2	21.666	26.727	17.297	25.331	1'31.021	324,9	16:03'19.860
3	<b>21.452</b>	26.453	17.278	25.272	1'30.455	<b>325,8</b>	16:04'50.315
4	21.747	26.499	17.393	25.287	1'30.926	321,0	16:06'21.241
5	21.614	26.287	<b>17.269</b>	25.283	<b>1'30.453</b>	322,9	16:07'51.694
6	21.740	26.347	17.331	25.260	1'30.678	322,9	16:09'22.372
7	21.589	26.477	17.398	25.293	1'30.757	<b>325,8</b>	16:10'53.129
8	21.797	<b>26.226</b>	17.278	25.286	1'30.587	322,9	16:12'23.716

Race Time 12'11.498

RET 31 G. GERLOFF (1'30.920)							
Lap	Seg.1	Seg.2	Seg.3	Seg.4	Lap Time	km/h	Local Time
1		26.846	17.349	25.347	1'38.179	246,4	16:01'50.397
2	22.080	<b>26.482</b>	<b>17.288</b>	25.458	1'31.308	312,7	16:03'21.705
3	21.806	26.525	17.344	25.458	1'31.133	324,9	16:04'52.838
4	<b>21.706</b>	26.553	17.371	<b>25.290</b>	<b>1'30.920</b>	<b>326,8</b>	16:06'23.758
5	21.766	40.438	17.624	25.577	1'45.405	324,9	16:08'09.163
6	22.007	26.775	17.432	25.533	1'31.747	315,4	16:09'40.910

Race Time 9'28.692

RET 53 T. RABAT (1'31.780)							
Lap	Seg.1	Seg.2	Seg.3	Seg.4	Lap Time	km/h	Local Time
1		26.930	17.470	<b>25.517</b>	1'38.853	244,8	16:01'51.071
2	22.524	26.995	<b>17.469</b>	25.561	1'32.549	315,4	16:03'23.620
3	22.110	26.778	17.577	25.630	1'32.095	310,0	16:04'55.715
4	21.988	<b>26.666</b>	17.591	25.535	<b>1'31.780</b>	<b>316,3</b>	16:06'27.495
5	<b>21.975</b>	26.852	17.555	25.552	1'31.934	312,7	16:07'59.429

Race Time 7'47.211

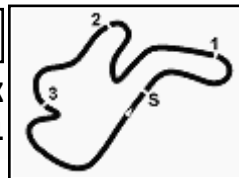
RET 5 Y. MONTELLA							
Lap	Seg.1	Seg.2	Seg.3	Seg.4	Lap Time	km/h	Local Time
1		<b>27.142</b>	<b>17.619</b>	<b>25.146</b>	1'38.966	241,5	16:01'51.184

Race Time 1'38.966

22/02/2025 P = Pits In/Out - C = Lap Time Cancelled

These data/results cannot be reproduced, stored and/or transmitted in whole or in part by any manner of electronic, mechanical, photocopying, recording, broadcasting or otherwise now known or herein after developed without the previous express consent by the copyright owner, except for reproduction in daily press and regular printed publications on sale to the public within 60 days of the event related to those data/results and always provided that copyright symbol appears together as follows below.

© DORNA WSBK ORGANIZATION Srl 2025



Phillip Island 4.445 m

## Australian Round, 21-23 February 2025

### Best Laps & Speeds

No.	Rider Bike	Nat	Best Lap		FP1		FP2		FP3		SP		RC1	
			LL	SPD	LL	SPD	LL	SPD	LL	SPD	LL	SPD	LL	SPD
1	<b>11 N. BULEGA</b> Ducati Panigale V4R	ITA	<b>1'28.790</b> 78 325,8		1'28.922 12 315,4		<b>1'28.790</b> 24 318,2		1'28.903 13 <b>325,8</b>		1'28.824 9 321,0		1'29.345 20 322,0	
2	<b>1 T. RAZGATLIOGLU</b> BMW M1000RR	TUR	<b>1'28.918</b> 66 326,8		1'29.779 13 314,5		1'29.599 16 313,6		1'29.106 9 <b>326,8</b>		<b>1'28.918</b> 8 324,9		1'30.053 20 <b>326,8</b>	
3	<b>19 A. BAUTISTA</b> Ducati Panigale V4R	ESP	<b>1'29.128</b> 82 329,8		1'29.515 21 319,1		1'29.610 22 316,3		<b>1'29.128</b> 10 323,9		1'29.520 9 325,8		1'29.933 20 <b>329,8</b>	
4	<b>29 A. IANNONE</b> Ducati Panigale V4R	ITA	<b>1'29.196</b> 74 331,8		1'29.289 17 323,9		<b>1'29.196</b> 17 317,2		1'29.308 11 327,8		1'29.266 9 324,9		1'30.051 20 <b>331,8</b>	
5	<b>9 D. PETRUCCI</b> Ducati Panigale V4R	ITA	<b>1'29.226</b> 75 332,9		1'29.584 15 319,1		1'29.604 21 321,0		<b>1'29.226</b> 11 322,0		1'29.657 8 325,8		1'30.069 20 <b>332,9</b>	
6	<b>22 A. LOWES</b> bimota KB998 Rimini	GBR	<b>1'29.371</b> 81 329,8		1'29.837 19 309,1		1'29.880 21 309,1		<b>1'29.371</b> 12 316,3		1'29.859 9 319,1		1'30.026 20 <b>329,8</b>	
7	<b>14 S. LOWES</b> Ducati Panigale V4R	GBR	<b>1'29.412</b> 79 324,9		1'29.929 20 316,3		1'29.799 20 313,6		<b>1'29.412</b> 11 319,1		1'29.870 8 322,0		1'29.651 20 <b>324,9</b>	
8	<b>45 S. REDDING</b> Ducati Panigale V4R	GBR	<b>1'29.500</b> 65 326,8		1'30.429 11 310,0		1'30.026 12 312,7		<b>1'29.500</b> 13 <b>326,8</b>		1'29.679 9 324,9		1'30.102 20 325,8	
9	<b>87 R. GARDNER</b> Yamaha YZF R1	AUS	<b>1'29.565</b> 61 320,1		1'30.553 16 315,4		1'30.299 17 310,9		<b>1'29.565</b> 9 317,2		1'29.834 8 <b>320,1</b>		1'31.342 11 315,4	
10	<b>47 A. BASSANI</b> bimota KB998 Rimini	ITA	<b>1'29.581</b> 71 330,8		1'29.916 14 311,8		1'30.117 17 310,0		<b>1'29.581</b> 11 320,1		1'29.970 9 323,9		1'30.205 20 <b>330,8</b>	
11	<b>5 Y. MONTELLA</b> Ducati Panigale V4R	ITA	<b>1'29.686</b> 67 328,8		1'30.289 23 319,1		1'29.815 23 315,4		<b>1'29.686</b> 11 322,9		1'29.962 9 323,9		1 <b>328,8</b>	
12	<b>77 D. AEGERTER</b> Yamaha YZF R1	SUI	<b>1'29.739</b> 80 325,8		<b>1'29.739</b> 24 314,5		1'30.676 17 308,2		1'30.215 10 319,1		1'30.099 9 320,1		1'30.687 20 <b>325,8</b>	
13	<b>60 M. VAN DER MARK</b> BMW M1000RR	NED	<b>1'29.754</b> 66 325,8		1'30.132 18 316,3		1'30.059 19 313,6		1'30.155 13 323,9		<b>1'29.754</b> 8 322,0		1'30.453 8 <b>325,8</b>	
14	<b>55 A. LOCATELLI</b> Yamaha YZF R1	ITA	<b>1'29.783</b> 77 327,8		1'29.849 17 319,1		1'30.105 20 311,8		1'29.982 10 320,1		<b>1'29.783</b> 10 322,9		1'30.295 20 <b>327,8</b>	
15	<b>97 X. VIERGE</b> Honda CBR1000 RR-R	ESP	<b>1'29.924</b> 74 327,8		1'30.381 18 316,3		1'30.205 21 315,4		1'30.011 6 323,9		<b>1'29.924</b> 9 <b>327,8</b>		1'30.670 20 <b>327,8</b>	
16	<b>17 R. VICKERS</b> Ducati Panigale V4R	GBR	<b>1'30.169</b> 70 323,9		1'30.560 16 318,2		<b>1'30.169</b> 17 317,2		1'30.237 8 <b>323,9</b>		1'30.292 9 322,9		1'31.187 20 322,9	
17	<b>31 G. GERLOFF</b> Kawasaki ZX-10RR	USA	<b>1'30.193</b> 73 326,8		1'30.395 19 316,3		<b>1'30.193</b> 26 316,3		1'30.470 13 322,0		1'30.768 9 322,9		1'30.920 6 <b>326,8</b>	
18	<b>7 I. LECUONA</b> Honda CBR1000 RR-R	ESP	<b>1'30.196</b> 50 320,1		1'31.151 20 315,4		1'30.676 17 311,8		<b>1'30.196</b> 12 <b>320,1</b>		1 318,2			
19	<b>53 T. RABAT</b> Yamaha YZF R1	ESP	<b>1'30.741</b> 55 316,3		1'30.978 13 306,5		1'31.303 17 304,7		<b>1'30.741</b> 11 315,4		1'31.202 9 <b>316,3</b>		1'31.780 5 <b>316,3</b>	
20	<b>49 T. NAGASHIMA</b> Honda CBR1000 RR-R	JPN	<b>1'30.825</b> 79 324,9		1'31.017 20 316,3		1'31.042 18 311,8		<b>1'30.825</b> 11 316,3		1'30.989 10 322,0		1'31.205 20 <b>324,9</b>	
21	<b>95 T. MACKENZIE</b> Honda CBR1000 RR-R	GBR	<b>1'30.900</b> 56 323,9		1'31.459 11 306,5		1'31.445 6 310,9		<b>1'30.900</b> 10 314,5		1'31.790 9 322,0		1'32.001 20 <b>323,9</b>	
22	<b>99 B. SOFUOGLU</b> Yamaha YZF R1	TUR	<b>1'30.901</b> 73 316,3		1'31.088 15 313,6		1'31.235 17 308,2		1'30.915 11 314,5		<b>1'30.901</b> 10 <b>316,3</b>		1'31.328 20 314,5	
23	<b>21 Z. ZAIDI</b> Honda CBR1000 RR-R	MAS	<b>1'34.445</b> 55 317,2		1'37.039 17 301,3		1'35.407 18 303,0		1'34.679 11 312,7		<b>1'34.445</b> 9 <b>317,2</b>			

22/02/2025

These data/results cannot be reproduced, stored and/or transmitted in whole or in part by any manner of electronic, mechanical, photocopying, recording, broadcasting or otherwise now known or herein after developed without the previous express consent by the copyright owner, except for reproduction in daily press and regular printed publications on sale to the public within 60 days of the event related to those data/results and always provided that copyright symbol appears together as follows below.

© DORNA WSBK ORGANIZATION Srl 2025

FICR PERUGIA TIMING



## Australian Round, 21-23 February 2025

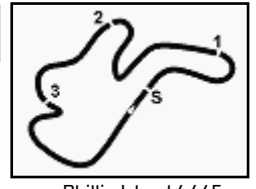
### Fastest Laps Race 1

No.	Rider	Nat	Team	Bike	Class	Lap	Time	Gap
1	<b>11</b> N. <b>BULEGA</b>	ITA	Aruba.it Racing - Ducati	Ducati Panigale V4R		2	<b>1'29.345</b>	
2	<b>14</b> S. <b>LOWES</b>	GBR	ELF Marc VDS Racing Team	Ducati Panigale V4R	IND	12	<b>1'29.651</b>	0.306
3	<b>19</b> A. <b>BAUTISTA</b>	ESP	Aruba.it Racing - Ducati	Ducati Panigale V4R		14	<b>1'29.933</b>	0.588
4	<b>22</b> A. <b>LOWES</b>	GBR	bimota by Kawasaki Racing Team	bimota KB998 Rimini		13	<b>1'30.026</b>	0.681
5	<b>29</b> A. <b>IANNONE</b>	ITA	Team Pata Go Eleven	Ducati Panigale V4R	IND	12	<b>1'30.051</b>	0.706
6	<b>1</b> T. <b>RAZGATLIOGLU</b>	TUR	ROKiT BMW Motorrad WorldSBK Team	BMW M1000RR		12	<b>1'30.053</b>	0.708
7	<b>9</b> D. <b>PETRUCCI</b>	ITA	Barni Spark Racing Team	Ducati Panigale V4R	IND	14	<b>1'30.069</b>	0.724
8	<b>45</b> S. <b>REDDING</b>	GBR	MGM BONDVO Racing	Ducati Panigale V4R	IND	14	<b>1'30.102</b>	0.757
9	<b>47</b> A. <b>BASSANI</b>	ITA	bimota by Kawasaki Racing Team	bimota KB998 Rimini		13	<b>1'30.205</b>	0.860
10	<b>55</b> A. <b>LOCATELLI</b>	ITA	Pata Maxus Yamaha	Yamaha YZF R1		13	<b>1'30.295</b>	0.950
11	<b>60</b> M. <b>VAN DER MARK</b>	NED	ROKiT BMW Motorrad WorldSBK Team	BMW M1000RR		5	<b>1'30.453</b>	1.108
12	<b>97</b> X. <b>VIERGE</b>	ESP	Honda HRC	Honda CBR1000 RR-R		4	<b>1'30.670</b>	1.325
13	<b>77</b> D. <b>AEGERTER</b>	SUI	GYTR GRT Yamaha WorldSBK Team	Yamaha YZF R1		13	<b>1'30.687</b>	1.342
14	<b>31</b> G. <b>GERLOFF</b>	USA	Kawasaki WorldSBK Team	Kawasaki ZX-10RR		4	<b>1'30.920</b>	1.575
15	<b>17</b> R. <b>VICKERS</b>	GBR	Motocorsa Racing	Ducati Panigale V4R	IND	3	<b>1'31.187</b>	1.842
16	<b>49</b> T. <b>NAGASHIMA</b>	JPN	Honda HRC	Honda CBR1000 RR-R		4	<b>1'31.205</b>	1.860
17	<b>99</b> B. <b>SOFUOGLU</b>	TUR	Yamaha Motoxracing WorldSBK Team	Yamaha YZF R1	IND	3	<b>1'31.328</b>	1.983
18	<b>87</b> R. <b>GARDNER</b>	AUS	GYTR GRT Yamaha WorldSBK Team	Yamaha YZF R1		2	<b>1'31.342</b>	1.997
19	<b>53</b> T. <b>RABAT</b>	ESP	Yamaha Motoxracing WorldSBK Team	Yamaha YZF R1	IND	4	<b>1'31.780</b>	2.435
20	<b>95</b> T. <b>MACKENZIE</b>	GBR	PETRONAS MIE Honda Racing Team	Honda CBR1000 RR-R	IND	3	<b>1'32.001</b>	2.656

22/02/2025

These data/results cannot be reproduced, stored and/or transmitted in whole or in part by any manner of electronic, mechanical, photocopying, recording, broadcasting or otherwise now known or herein after developed without the previous express consent by the copyright owner, except for reproduction in daily press and regular printed publications on sale to the public within 60 days of the event related to those data/results and always provided that copyright symbol appears together as follows below.

© DORNA WSBK ORGANIZATION Srl 2025



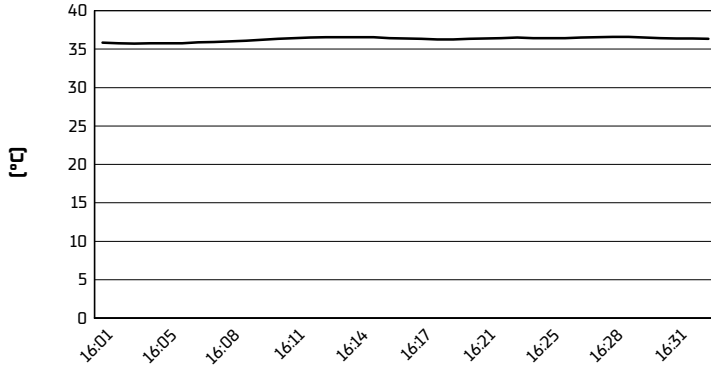
Phillip Island 4.445 m

**Australian Round, 21-23 February 2025**

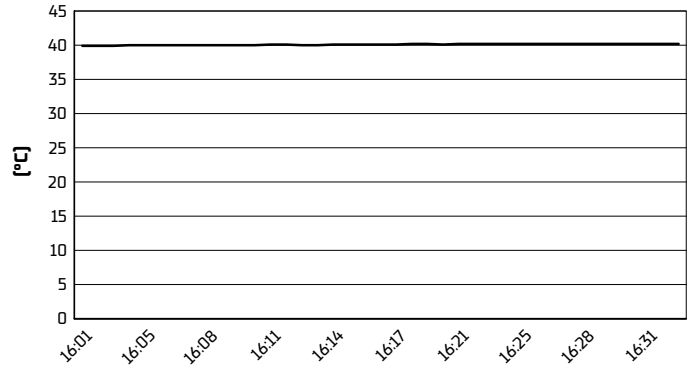
**Weather Report Race 1**

Session started 16:00 - Session ended 16:33

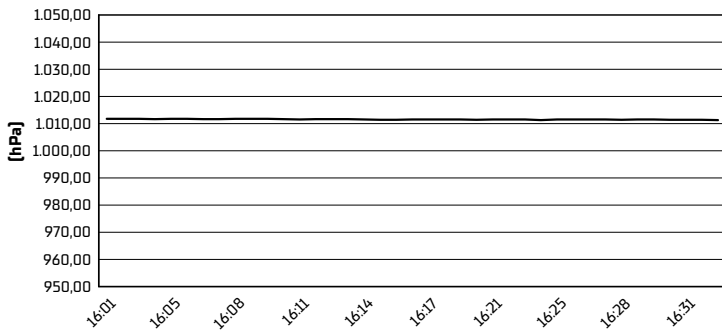
**Air Temperature**



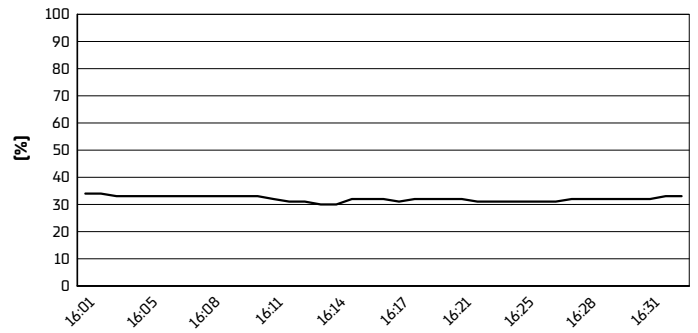
**Track Temperature**



**Air Pressure**



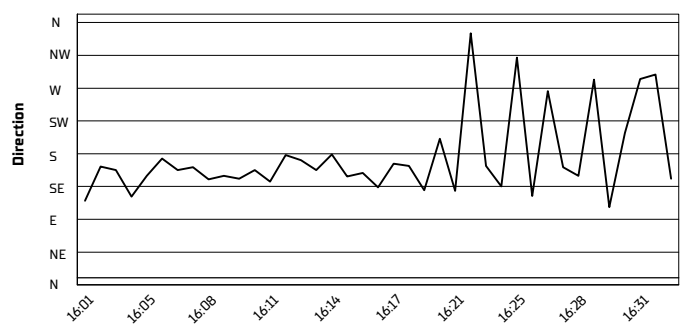
**Humidity**



**Wind Speed**



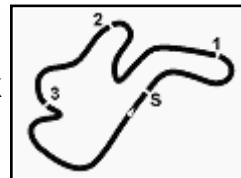
**Wind Direction**



22/02/2025

These data/results cannot be reproduced, stored and/or transmitted in whole or in part by any manner of electronic, mechanical, photocopying, recording, broadcasting or otherwise now known or herein after developed without the previous express consent by the copyright owner, except for reproduction in daily press and regular printed publications on sale to the public within 60 days of the event related to those data/results and always provided that copyright symbol appears together as follows below.

© DORNA WSBK ORGANIZATION Srl 2025



Phillip Island 4.445 m

## Australian Round, 21-23 February 2025

### Pit Times Race 1

Pit Intervention Time: 63 secs

No.	Rider	Bike		Race Time	Local Time	Pit Time
1	T. RAZGATLIOGLU	BMW M1000RR	PIT IN	15'06.637	16:15'18.855	1'03.557
			PIT OUT	16'10.194	16:16'22.412	
9	D. PETRUCCI	Ducati Panigale V4R	PIT IN	13'36.541	16:13'48.759	1'03.979
			PIT OUT	14'40.520	16:14'52.738	
11	N. BULEGA	Ducati Panigale V4R	PIT IN	13'29.102	16:13'41.320	1'04.191
			PIT OUT	14'33.293	16:14'45.511	
14	S. LOWES	Ducati Panigale V4R	PIT IN	15'12.698	16:15'24.916	1'04.894
			PIT OUT	16'17.592	16:16'29.810	
17	R. VICKERS	Ducati Panigale V4R	PIT IN	15'16.550	16:15'28.768	1'04.792
			PIT OUT	16'21.342	16:16'33.560	
19	A. BAUTISTA	Ducati Panigale V4R	PIT IN	13'36.140	16:13'48.358	1'04.067
			PIT OUT	14'40.207	16:14'52.425	
22	A. LOWES	bimota KB998 Rimini	PIT IN	16'40.710	16:16'52.928	1'02.880
			PIT OUT	17'43.590	16:17'55.808	
29	A. IANNONE	Ducati Panigale V4R	PIT IN	13'38.823	16:13'51.041	1'03.814
			PIT OUT	14'42.637	16:14'54.855	
45	S. REDDING	Ducati Panigale V4R	PIT IN	15'06.803	16:15'19.021	1'03.859
			PIT OUT	16'10.662	16:16'22.880	
47	A. BASSANI	bimota KB998 Rimini	PIT IN	15'08.908	16:15'21.126	1'03.457
			PIT OUT	16'12.365	16:16'24.583	
49	T. NAGASHIMA	Honda CBR1000 RR-R	PIT IN	16'52.629	16:17'04.847	1'04.193
			PIT OUT	17'56.822	16:18'09.040	
53	T. RABAT	Yamaha YZF R1	PIT IN	9'37.211	16:09'49.429	
55	A. LOCATELLI	Yamaha YZF R1	PIT IN	15'08.314	16:15'20.532	1'03.671
			PIT OUT	16'11.985	16:16'24.203	
77	D. AEGERTER	Yamaha YZF R1	PIT IN	15'11.676	16:15'23.894	1'03.461
			PIT OUT	16'15.137	16:16'27.355	
87	R. GARDNER	Yamaha YZF R1	PIT IN	15'27.025	16:15'39.243	1'03.207
			PIT OUT	16'30.232	16:16'42.450	
95	T. MACKENZIE	Honda CBR1000 RR-R	PIT IN	15'27.107	16:15'39.325	1'04.554
			PIT OUT	16'31.661	16:16'43.879	
97	X. VIERGE	Honda CBR1000 RR-R	PIT IN	13'39.950	16:13'52.168	1'03.253
			PIT OUT	14'43.203	16:14'55.421	
99	B. SOFUOGLU	Yamaha YZF R1	PIT IN	16'52.482	16:17'04.700	1'07.263
			PIT OUT	17'59.745	16:18'11.963	
5	Y. MONTELLA	Ducati Panigale V4R				
31	G. GERLOFF	Kawasaki ZX-10RR				
60	M. VAN DER MARK	BMW M1000RR				