

Phillip Island 4.445 m

Australian Round, 21-23 February 2025

Chronological Analysis Race 1

Start at 16:00'12.218

1 / 4

1° 11 N. BULEGA [1'29.345]

Table with 8 columns: Lap, Seg1, Seg2, Seg3, Seg4, Lap Time, km/h, Local Time. Contains 20 rows of race data for rider 11 N. Bulega.

Table with 8 columns: Lap, Seg1, Seg2, Seg3, Seg4, Lap Time, km/h, Local Time. Contains 5 rows of race data for riders 17-20.

4° 9 D. PETRUCCI [1'30.069]

Table with 8 columns: Lap, Seg1, Seg2, Seg3, Seg4, Lap Time, km/h, Local Time. Contains 20 rows of race data for rider 9 D. Petrucci.

2° 1 T. RAZGATLIOGLU [1'30.053]

Table with 8 columns: Lap, Seg1, Seg2, Seg3, Seg4, Lap Time, km/h, Local Time. Contains 20 rows of race data for rider 1 T. Razgatlioglu.

5° 45 S. REDDING [1'30.102]

Table with 8 columns: Lap, Seg1, Seg2, Seg3, Seg4, Lap Time, km/h, Local Time. Contains 20 rows of race data for rider 45 S. Redding.

3° 19 A. BAUTISTA [1'29.933]

Table with 8 columns: Lap, Seg1, Seg2, Seg3, Seg4, Lap Time, km/h, Local Time. Contains 20 rows of race data for rider 19 A. Bautista.

6° 29 A. IANNONE [1'30.051]

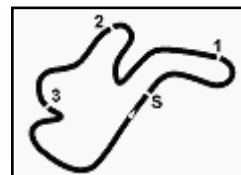
Table with 8 columns: Lap, Seg1, Seg2, Seg3, Seg4, Lap Time, km/h, Local Time. Contains 10 rows of race data for rider 29 A. Iannone.

22/02/2025 P = Pits In/Out - C = Lap Time Cancelled

These data/results cannot be reproduced, stored and/or transmitted in whole or in part by any manner of electronic, mechanical, photocopying, recording, broadcasting or otherwise now known or herein after developed without the previous express consent by the copyright owner, except for reproduction in daily press and regular printed publications on sale to the public within 60 days of the event related to those data/results and always provided that copyright symbol appears together as follows below.

© DORNA WSBK ORGANIZATION Srl 2025





Phillip Island 4.445 m

Australian Round, 21-23 February 2025

Chronological Analysis Race 1

Start at 16:00'12.218

2 / 4

Lap	Seg1	Seg2	Seg3	Seg4	Lap Time	km/h	Local Time
11	21.635	26.206	17.166	25.134	1'30.141	324,9	16:17'57.545
12	21.505	26.242	17.214	25.090	1'30.051	326,8	16:19'27.596
13	21.656	26.142	17.120	25.170	1'30.088	325,8	16:20'57.684
14	21.471	26.314	17.165	25.213	1'30.163	327,8	16:22'27.847
15	21.590	26.353	17.301	25.222	1'30.466	325,8	16:23'58.313
16	21.787	26.353	17.240	25.188	1'30.568	323,9	16:25'28.881
17	21.620	26.288	17.182	25.190	1'30.280	325,8	16:26'59.161
18	21.823	26.637	17.299	25.262	1'31.021	314,5	16:28'30.182
19	21.680	26.298	17.301	25.283	1'30.562	323,9	16:30'00.744
20	21.586	26.320	17.281	25.332	1'30.519	323,9	16:31'31.263

Race Time 31'19.045

7° 55 A. LOCATELLI [1'30.295]							
Lap	Seg1	Seg2	Seg3	Seg4	Lap Time	km/h	Local Time
1		26.536	17.329	25.267	1'36.566	237,2	16:01'48.784
2	21.819	26.735	17.353	25.435	1'31.342	327,8	16:03'20.126
3	22.052	26.225	17.214	25.277	1'30.768	325,8	16:04'50.894
4	21.686	26.343	17.372	25.385	1'30.786	321,0	16:06'21.680
5	21.748	26.348	17.238	25.375	1'30.709	322,9	16:07'52.389
6	21.671	26.390	17.277	25.277	1'30.615	319,1	16:09'23.004
7	21.631	26.456	17.387	25.408	1'30.882	322,0	16:10'53.886
8	21.666	26.379	17.404	25.298	1'30.747	321,0	16:12'24.633
9	21.825	26.406	17.247	25.416	1'30.894	323,9	16:13'55.527
10	21.981	26.394	17.243	1'16.267	2'21.885P	316,3	16:16'17.412
11	31.221	26.312	17.218	25.155	1'39.906P		16:17'57.318
12	21.570	26.595	17.308	25.305	1'30.778	322,9	16:19'28.096
13	21.677	26.274	17.203	25.141	1'30.295	322,0	16:20'58.391
14	21.558	26.293	17.287	25.214	1'30.352	321,0	16:22'28.743
15	21.578	26.463	17.129	25.242	1'30.412	321,0	16:23'59.155
16	21.669	26.458	17.354	25.246	1'30.727	322,0	16:25'29.882
17	21.658	26.298	17.239	25.293	1'30.488	318,2	16:27'00.370
18	21.670	26.506	17.301	25.215	1'30.692	318,2	16:28'31.062
19	21.845	26.415	17.208	25.363	1'30.831	321,0	16:30'01.893
20	21.674	26.350	17.305	25.385	1'30.714	317,2	16:31'32.607

Race Time 31'20.389

8° 22 A. LOWES [1'30.026]							
Lap	Seg1	Seg2	Seg3	Seg4	Lap Time	km/h	Local Time
1		26.534	17.244	25.414	1'37.097	236,7	16:01'49.315
2	21.681	26.521	17.336	25.360	1'30.898	322,9	16:03'20.213
3	22.382	26.665	17.309	25.397	1'31.753	326,8	16:04'51.966
4	21.704	26.468	17.221	25.360	1'30.753	326,8	16:06'22.719
5	21.668	26.396	17.217	25.313	1'30.594	322,0	16:07'53.313
6	21.720	26.269	17.233	25.416	1'30.638	321,0	16:09'23.951
7	21.521	26.363	17.255	25.309	1'30.448	320,1	16:10'54.399
8	21.749	26.424	17.306	25.432	1'30.911	325,8	16:12'25.310
9	21.750	26.442	17.185	25.362	1'30.739	323,9	16:13'56.049
10	21.772	26.604	17.283	25.513	1'31.172	322,0	16:15'27.221
11	21.910	26.392	17.691	1'16.652	2'22.645P	313,6	16:17'49.866
12	30.631	26.275	17.110	25.069	1'39.085P		16:19'28.951
13	21.569	26.110	17.168	25.179	1'30.026	322,0	16:20'58.977
14	21.730	26.439	17.225	25.164	1'30.558	323,9	16:22'29.535
15	21.626	26.264	17.182	25.109	1'30.181	329,8	16:23'59.716
16	21.606	26.326	17.298	25.226	1'30.456	324,9	16:25'30.172
17	21.574	26.341	17.258	25.359	1'30.532	322,0	16:27'00.704
18	21.846	26.467	17.195	25.297	1'30.805	319,1	16:28'31.509
19	21.706	26.356	17.192	25.314	1'30.568	321,0	16:30'02.077
20	21.730	26.273	17.292	25.331	1'30.626	321,0	16:31'32.703

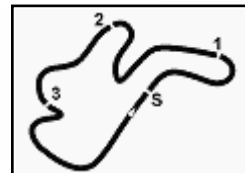
Race Time 31'20.485 + 0.600Pen

9° 47 A. BASSANI [1'30.205]							
Lap	Seg1	Seg2	Seg3	Seg4	Lap Time	km/h	Local Time
1		26.815	17.348	25.312	1'37.271	244,8	16:01'49.489
2	21.723	26.493	17.282	25.377	1'30.875	322,9	16:03'20.364
3	21.669	26.128	17.250	25.358	1'30.405	318,2	16:04'50.769
4	21.631	26.367	17.397	25.353	1'30.748	323,9	16:06'21.517

22/02/2025 P = Pits In/Out - C = Lap Time Cancelled

These data/results cannot be reproduced, stored and/or transmitted in whole or in part by any manner of electronic, mechanical, photocopying, recording, broadcasting or otherwise now known or herein after developed without the previous express consent by the copyright owner, except for reproduction in daily press and regular printed publications on sale to the public within 60 days of the event related to those data/results and always provided that copyright symbol appears together as follows below.

© DORNA WSBK ORGANIZATION Srl 2025



Phillip Island 4.445 m

Australian Round, 21-23 February 2025

Chronological Analysis Race 1

Start at 16:00'12.218

3 / 4

12° 77 D. AEGERTER [1'30.687]

Lap	Seg1	Seg2	Seg3	Seg4	Lap Time	km/h	Local Time
1		26.720	17.376	25.415	1'38.086	239,3	16:01'50.304
2	21.759	26.501	17.249	25.376	1'30.885	322,9	16:03'21.189
3	21.750	26.713	17.415	25.422	1'31.300	320,1	16:04'52.489
4	21.647	26.522	17.282	25.410	1'30.861	325,8	16:06'23.350
5	21.689	26.534	17.321	25.471	1'31.015	324,9	16:07'54.365
6	21.745	26.567	17.274	25.489	1'31.075	324,9	16:09'25.440
7	21.683	26.471	17.263	25.463	1'30.880	323,9	16:10'56.320
8	21.613	26.471	17.337	25.395	1'30.816	322,0	16:12'27.136
9	21.737	26.795	17.440	25.548	1'31.520	322,9	16:13'58.656
10	21.674	26.693	17.509	1'15.875	2'21.751P	317,2	16:16'20.407
11	31.614	26.831	17.294	25.363	1'41.102P		16:18'01.509
12	21.527	26.556	17.203	25.512	1'30.798	318,2	16:19'32.307
13	21.565	26.498	17.238	25.386	1'30.687	319,1	16:21'02.994
14	21.537	26.706	17.288	25.268	1'30.799	318,2	16:22'33.793
15	21.679	26.609	17.207	25.564	1'31.059	322,9	16:24'04.852
16	21.899	26.586	17.463	25.501	1'31.449	319,1	16:25'36.301
17	21.622	26.593	17.643	25.514	1'31.372	318,2	16:27'07.673
18	21.725	26.586	17.535	25.509	1'31.355	315,4	16:28'39.028
19	21.675	26.569	17.523	25.747	1'31.514	316,3	16:30'10.542
20	21.640	26.495	17.451	25.626	1'31.212	313,6	16:31'41.754
Race Time 31'29.536							

17	22.194	26.970	18.016	26.050	1'33.230	308,2	16:27'29.997
18	22.302	27.039	17.665	25.490	1'32.496	300,5	16:29'02.493
19	22.255	26.879	17.506	25.445	1'32.085	313,6	16:30'34.578
20	21.950	26.535	17.518	25.635	1'31.638	313,6	16:32'06.216
Race Time 31'53.998							

15° 99 B. SOFUOGLU [1'31.328]

Lap	Seg1	Seg2	Seg3	Seg4	Lap Time	km/h	Local Time
1		27.287	17.491	25.443	1'38.967	240,4	16:01'51.185
2	22.217	26.695	17.366	25.524	1'31.802	309,1	16:03'22.987
3	21.842	26.548	17.367	25.571	1'31.328	314,5	16:04'54.315
4	21.990	26.690	17.538	25.676	1'31.894	314,5	16:06'26.209
5	22.244	26.744	17.599	25.692	1'32.279	312,7	16:07'58.488
6	22.209	26.754	17.444	25.626	1'32.033	313,6	16:09'30.521
7	21.929	26.690	17.580	25.655	1'31.854	314,5	16:11'02.375
8	21.984	26.783	17.519	25.527	1'31.813	313,6	16:12'34.188
9	22.105	26.895	17.397	25.723	1'32.120	312,7	16:14'06.308
10	21.918	26.784	17.438	25.594	1'31.734	312,7	16:15'38.042
11	22.029	26.806	17.521	1'21.544	2'27.900P	313,6	16:18'05.942
12	30.998	27.021	17.481	25.724	1'41.224P		16:19'47.166
13	22.092	26.755	17.520	25.712	1'32.079	312,7	16:21'19.245
14	22.094	26.770	17.558	25.735	1'32.157	312,7	16:22'51.402
15	22.154	26.914	17.714	25.717	1'32.499	312,7	16:24'23.901
16	22.061	27.034	17.618	26.006	1'32.719	310,9	16:25'56.620
17	22.024	26.876	18.154	26.257	1'33.311	310,0	16:27'29.931
18	22.262	26.885	17.618	25.699	1'32.464	309,1	16:29'02.395
19	22.179	26.767	17.456	25.815	1'32.217	309,1	16:30'34.612
20	22.195	26.626	17.422	25.590	1'31.833	304,7	16:32'06.445
Race Time 31'54.227							

13° 17 R. VICKERS [1'31.187]

Lap	Seg1	Seg2	Seg3	Seg4	Lap Time	km/h	Local Time
1		26.595	17.481	25.382	1'37.930	237,8	16:01'50.148
2	22.190	26.786	17.498	25.318	1'31.792	322,9	16:03'21.940
3	21.849	26.535	17.419	25.384	1'31.187	322,9	16:04'53.127
4	21.779	26.584	17.486	25.420	1'31.269	321,0	16:06'24.396
5	21.853	26.656	17.452	25.598	1'31.559	318,2	16:07'55.955
6	21.938	26.527	17.588	25.390	1'31.443	317,2	16:09'27.398
7	21.880	26.700	17.590	25.477	1'31.647	317,2	16:10'59.045
8	22.065	26.652	17.630	25.470	1'31.817	315,4	16:12'30.862
9	22.182	26.748	17.530	25.541	1'32.001	317,2	16:14'02.863
10	21.949	26.656	17.519	1'17.855	2'23.979P	314,5	16:16'26.842
11	32.046	26.634	17.479	25.460	1'41.619P		16:18'08.461
12	21.887	26.457	17.682	25.407	1'31.433	314,5	16:19'39.894
13	21.965	26.613	17.494	25.480	1'31.552	313,6	16:21'11.446
14	21.951	26.471	17.508	25.400	1'31.330	313,6	16:22'42.776
15	21.838	26.601	17.595	25.530	1'31.564	316,3	16:24'14.340
16	22.139	26.701	17.623	25.561	1'32.024	314,5	16:25'46.364
17	21.939	26.705	17.655	25.408	1'31.707	313,6	16:27'18.071
18	22.013	26.639	17.578	25.501	1'31.731	314,5	16:28'49.802
19	21.912	26.569	17.594	25.595	1'31.670	312,7	16:30'21.472
20	21.953	26.553	17.715	25.756	1'31.977	311,8	16:31'53.449
Race Time 31'41.231							

16° 95 T. MACKENZIE [1'32.001]

Lap	Seg1	Seg2	Seg3	Seg4	Lap Time	km/h	Local Time
1		27.311	17.797	25.637	1'39.834	240,9	16:01'52.052
2	22.300	26.746	17.601	25.610	1'32.257	323,9	16:03'24.309
3	21.926	26.710	17.690	25.675	1'32.001	320,1	16:04'56.310
4	21.925	26.643	18.269	25.648	1'32.485	320,1	16:06'28.795
5	22.086	26.913	17.745	25.834	1'32.578	316,3	16:08'01.373
6	22.226	27.244	17.823	25.689	1'32.982	310,9	16:09'34.355
7	22.087	26.798	17.928	25.760	1'32.573	311,8	16:11'06.928
8	22.152	27.144	17.839	25.661	1'32.796	307,3	16:12'39.724
9	22.812	26.882	17.688	25.718	1'33.100	311,8	16:14'12.824
10	22.085	26.768	17.765	1'10.531	2'17.149P	312,7	16:16'29.973
11	39.817	26.570	17.760	27.030	1'51.177P		16:18'21.150
12	23.325	26.965	18.019	25.786	1'34.095	274,6	16:19'55.245
13	22.040	26.700	17.716	25.704	1'32.160	308,2	16:21'27.405
14	22.366	27.544	17.774	25.843	1'33.527	310,0	16:23'00.932
15	22.182	26.762	17.997	25.742	1'32.683	311,8	16:24'33.615
16	22.300	26.811	17.958	25.814	1'32.883	310,0	16:26'06.498
17	22.134	26.844	17.894	25.880	1'32.752	309,1	16:27'39.250
18	23.054	26.840	18.049	25.813	1'33.756	309,1	16:29'13.006
19	22.157	27.059	17.959	26.081	1'33.256	306,5	16:30'46.262
20	22.333	26.848	17.945	25.990	1'33.116	304,7	16:32'19.378
Race Time 32'07.160							

14° 49 T. NAGASHIMA [1'31.205]

Lap	Seg1	Seg2	Seg3	Seg4	Lap Time	km/h	Local Time
1		27.153	17.945	25.335	1'39.407	244,8	16:01'51.625
2	22.054	27.041	17.519	25.411	1'32.025	324,9	16:03'23.650
3	21.807	26.615	17.460	25.653	1'31.535	321,0	16:04'55.185
4	21.753	26.565	17.490	25.397	1'31.205	320,1	16:06'26.390
5	21.961	26.638	17.576	25.687	1'31.862	320,1	16:07'58.252
6	22.214	26.707	17.575	25.529	1'32.025	317,2	16:09'30.277
7	21.915	26.660	17.636	25.654	1'31.865	316,3	16:11'02.142
8	21.974	26.655	17.640	25.649	1'31.918	314,5	16:12'34.060
9	21.867	26.719	17.499	25.717	1'31.802	318,2	16:14'05.862
10	22.078	26.619	17.500	25.738	1'31.935	314,5	16:15'37.797
11	22.132	27.124	17.684	1'18.326	2'25.266P	313,6	16:18'03.063
12	31.787	26.866	17.501	25.694	1'41.848P		16:19'44.911
13	21.853	26.431	17.476	25.715	1'31.475	314,5	16:21'16.386
14	21.878	26.561	17.504	29.025	1'34.968	313,6	16:22'51.354
15	22.304	27.228	17.761	25.463	1'32.756	316,3	16:24'24.110
16	22.004	27.287	17.838	25.528	1'32.657	315,4	16:25'56.767

RET 87 R. GARDNER [1'31.342]

Lap	Seg1	Seg2	Seg3	Seg4	Lap Time	km/h	Local Time
1		39.171	17.738	25.441	1'49.901	237,2	16:02'02.119
2	21.764	26.683	17.344	25.551	1'31.342	313,6	16:03'33.461
3	22.111	26.586	17.415	25.521	1'31.633	312,7	16:05'05.094
4	21.883	26.672	17.391	25.549	1'31.495	313,6	16:06'36.589
5	21.728	26.608	17.462	25.597	1'31.395	313,6	16:08'07.984
6	21.880	26.618	17.479	25.595	1'31.572	312,7	16:09'39.556
7	21.790	26.595	17.491	25.562	1'31.438	314,5	16:11'10.994
8	21.780	26.507	17.467	25.594	1'31.348	313,6	16:12'42.342
9	21.833	26.784	17.405	25.561	1'31.583	315,4	16:14'13.925
10	21.810	26.538	17.433	1'16.439	2'22.220P	315,4	16:16'36.145

22/02/2025

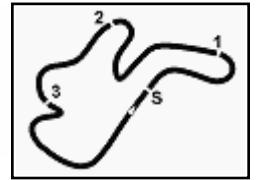
P = Pits In/Out - C = Lap Time Cancelled

These data/results cannot be reproduced, stored and/or transmitted in whole or in part by any manner of electronic, mechanical, photocopying, recording, broadcasting or otherwise now known or herein after developed without the previous express consent by the copyright owner, except for reproduction in daily press and regular printed publications on sale to the public within 60 days of the event related to those data/results and always provided that copyright symbol appears together as follows below.

© DORNA WSBK ORGANIZATION Srl 2025

FCR PERUGIA TIMING





Start at 16:00'12.218

11 31.396 26.718 17.383 30.691 1'46.188P 16:18'22.333
Race Time 18'10.115

RET 60 M. VAN DER MARK (1'30.453)							
Lap	Seg.1	Seg.2	Seg.3	Seg.4	Lap Time	km/h	Local Time
1		26.557	17.315	25.136	1'36.621	232,1	16:01'48.839
2	21.666	26.727	17.297	25.331	1'31.021	324,9	16:03'19.860
3	21.452	26.453	17.278	25.272	1'30.455	325,8	16:04'50.315
4	21.747	26.499	17.393	25.287	1'30.926	321,0	16:06'21.241
5	21.614	26.287	17.269	25.283	1'30.453	322,9	16:07'51.694
6	21.740	26.347	17.331	25.260	1'30.678	322,9	16:09'22.372
7	21.589	26.477	17.398	25.293	1'30.757	325,8	16:10'53.129
8	21.797	26.226	17.278	25.286	1'30.587	322,9	16:12'23.716

Race Time 12'11.498

RET 31 G. GERLOFF (1'30.920)							
Lap	Seg.1	Seg.2	Seg.3	Seg.4	Lap Time	km/h	Local Time
1		26.846	17.349	25.347	1'38.179	246,4	16:01'50.397
2	22.080	26.482	17.288	25.458	1'31.308	312,7	16:03'21.705
3	21.806	26.525	17.344	25.458	1'31.133	324,9	16:04'52.838
4	21.706	26.553	17.371	25.290	1'30.920	326,8	16:06'23.758
5	21.766	40.438	17.624	25.577	1'45.405	324,9	16:08'09.163
6	22.007	26.775	17.432	25.533	1'31.747	315,4	16:09'40.910

Race Time 9'28.692

RET 53 T. RABAT (1'31.780)							
Lap	Seg.1	Seg.2	Seg.3	Seg.4	Lap Time	km/h	Local Time
1		26.930	17.470	25.517	1'38.853	244,8	16:01'51.071
2	22.524	26.995	17.469	25.561	1'32.549	315,4	16:03'23.620
3	22.110	26.778	17.577	25.630	1'32.095	310,0	16:04'55.715
4	21.988	26.666	17.591	25.535	1'31.780	316,3	16:06'27.495
5	21.975	26.852	17.555	25.552	1'31.934	312,7	16:07'59.429

Race Time 7'47.211

RET 5 Y. MONTELLA							
Lap	Seg.1	Seg.2	Seg.3	Seg.4	Lap Time	km/h	Local Time
1		27.142	17.619	25.146	1'38.966	241,5	16:01'51.184

Race Time 1'38.966

22/02/2025

P = Pits In/Out - C = Lap Time Cancelled

These data/results cannot be reproduced, stored and/or transmitted in whole or in part by any manner of electronic, mechanical, photocopying, recording, broadcasting or otherwise now known or herein after developed without the previous express consent by the copyright owner, except for reproduction in daily press and regular printed publications on sale to the public within 60 days of the event related to those data/results and always provided that copyright symbol appears together as follows below.

© DORNA WSBK ORGANIZATION Srl 2025