

Phillip Island 4.445 m

## Australian Round, 21-23 February 2025

### Results Tissot Superpole Race

Laps 10 = 44,450 Km - Time of Race 14'58.866 - Avg. 178,024 km/h

1 / 2

Pos	Grid	No. Rider	Nat	Team	Bike	Class	LL	Gap	Rel.	Fastest Lap	Speed	Qualifying	Speed
1	1	<b>11 N. BULEGA</b>	ITA	Aruba.it Racing - Ducati	Ducati Panigale V4R		10			1'28.914	314,5	1'28.824	321,0
2	3	<b>29 A. IANNONE</b>	ITA	Team Pata Go Eleven	Ducati Panigale V4R	IND	10	<b>2.324</b>	2.324	1'29.033	319,1	1'29.266	324,9
3	5	<b>9 D. PETRUCCI</b>	ITA	Barni Spark Racing Team	Ducati Panigale V4R	IND	10	<b>4.923</b>	2.599	1'29.534	314,5	1'29.657	325,8
4	6	<b>45 S. REDDING</b>	GBR	MGM BONDVO Racing	Ducati Panigale V4R	IND	10	<b>5.312</b>	0.389	1'29.610	318,2	1'29.679	324,9
5	11	<b>14 S. LOWES</b>	GBR	ELF Marc VDS Racing Team	Ducati Panigale V4R	IND	10	<b>5.452</b>	0.140	1'29.491	316,3	1'29.870	322,0
6	8	<b>55 A. LOCATELLI</b>	ITA	Pata Maxus Yamaha	Yamaha YZF R1		10	<b>6.891</b>	1.439	1'29.790	319,1	1'29.783	322,9
7	10	<b>22 A. LOWES</b>	GBR	bimota by Kawasaki Racing Team	bimota KB998 Rimini		10	<b>7.267</b>	0.376	1'29.745	316,3	1'29.859	319,1
8	13	<b>5 Y. MONTELLA</b>	ITA	Barni Spark Racing Team	Ducati Panigale V4R	IND	10	<b>9.748</b>	2.481	1'29.628	327,8	1'29.962	323,9
9	14	<b>47 A. BASSANI</b>	ITA	bimota by Kawasaki Racing Team	bimota KB998 Rimini		10	<b>10.585</b>	0.837	1'29.925	319,1	1'29.970	323,9
10	9	<b>87 R. GARDNER</b>	AUS	GYTR GRT Yamaha WorldSBK Team	Yamaha YZF R1		10	<b>10.924</b>	0.339	1'29.896	318,2	1'29.834	320,1
11	12	<b>97 X. VIERGE</b>	ESP	Honda HRC	Honda CBR1000 RR-R		10	<b>11.260</b>	0.336	1'30.006	319,1	1'29.924	327,8
12	15	<b>77 D. AEGERTER</b>	SUI	GYTR GRT Yamaha WorldSBK Team	Yamaha YZF R1		10	<b>11.260</b>	0.000	1'30.031	320,1	1'30.099	320,1
13	2	<b>1 T. RAZGATLIOGLU</b>	TUR	ROKIT BMW Motorrad WorldSBK Team	BMW M1000RR		10	<b>14.186</b>	2.926	1'29.625	315,4	1'28.918	324,9
14	7	<b>60 M. VAN DER MARK</b>	NED	ROKIT BMW Motorrad WorldSBK Team	BMW M1000RR		10	<b>14.330</b>	0.144	1'29.886	315,4	1'29.754	322,0
15	16	<b>17 R. VICKERS</b>	GBR	Motocorsa Racing	Ducati Panigale V4R	IND	10	<b>16.968</b>	2.638	1'30.246	317,2	1'30.292	322,9
16	20	<b>53 T. RABAT</b>	ESP	Yamaha Motoxrcing WorldSBK Team	Yamaha YZF R1	IND	10	<b>21.796</b>	4.828	1'30.831	316,3	1'31.202	316,3
17	18	<b>99 B. SOFUOGLU</b>	TUR	Yamaha Motoxrcing WorldSBK Team	Yamaha YZF R1	IND	10	<b>27.062</b>	5.266	1'31.097	313,6	1'30.901	316,3
18	21	<b>95 T. MACKENZIE</b>	GBR	PETRONAS MIE Honda Racing Team	Honda CBR1000 RR-R	IND	10	<b>42.505</b>	15.443	1'32.266	312,7	1'31.790	322,0
19	4	<b>19 A. BAUTISTA</b>	ESP	Aruba.it Racing - Ducati	Ducati Panigale V4R		10	<b>1'06.284</b>	23.779	1'30.233	318,2	1'29.520	325,8
<b>-----Not Classified-----</b>													
RET	19	<b>49 T. NAGASHIMA</b>	JPN	Honda HRC	Honda CBR1000 RR-R		5	<b>5 Laps</b>		1'32.104	303,0	1'30.989	322,0
RET	17	<b>31 G. GERLOFF</b>	USA	Kawasaki WorldSBK Team	Kawasaki ZX-10RR		0				241,5	1'30.768	322,9

AIR	Humidity:	71%	Temp:	22°C
TRACK	Condition:	Dry	Temp:	32°C

Records	Pole [SP]	2024	N.Bulega	1'27.916	182,015 Km/h
	Race [RC1]	2024	N.Bulega	1'28.564	180,683 Km/h
	All Times [SP]	2024	N.Bulega	1'27.916	182,015 Km/h
Race Fastest Lap		Lap 3	N.Bulega	1'28.914	179,972 Km/h

LAP LEADERS					
No. Rider	From	To	Laps	Total	
<b>11 N. BULEGA</b>	1	10	10	10	

TOTAL LEADER LAPS		
No. Rider	Laps	
<b>11 N. BULEGA</b>	28	
<b>1 T. RAZGATLIOGLU</b>	1	
<b>22 A. LOWES</b>	1	

Start 23/02/2025 13:00 End 13:16 The results are provisional until the end of the time limit for protests and appeals and the completion of the technical checks.

These data/results cannot be reproduced, stored and/or transmitted in whole or in part by any manner of electronic, mechanical, photocopying, recording, broadcasting or otherwise now known or herein after developed without the previous express consent by the copyright owner, except for reproduction in daily press and regular printed publications on sale to the public within 60 days of the event related to those data/results and always provided that copyright symbol appears together as follows below.

© DORNA WSBK ORGANIZATION Srl 2025

**Australian Round, 21-23 February 2025**  
**Results Tissot Superpole Race**

**Race Highlights**

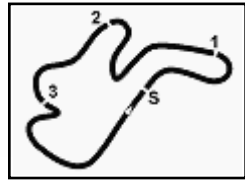
Time	No. Rider	Description
12.00.00		Official Ambient Air Temperature 22.1°C - Humidity 75% - Atmospheric Pressure 1012.0mbar - Fuel flow limit 46.9kg/h
12.00.05		Calculated Abs Real Pressure 1006.4mbar
12.45.00		Sighting Lap Started
12.57.57		Warm Up Lap Started
13.00.18		Start of Session
13.01.01	<b>1 T. RAZGATLIOGLU</b>	#1 On Asphalt - Rejoined - Turn 4
13.01.02	<b>19 A. BAUTISTA</b>	#19 On Asphalt - Rejoined - Turn 4
13.01.09	<b>49 T. NAGASHIMA</b>	#49 Crashed - Turn 4
13.01.09	<b>31 G. GERLOFF</b>	#31 Crashed - Turn 4
13.01.17	<b>49 T. NAGASHIMA</b>	#49 Rejoined
13.01.34		Incident in turn 4 - Under Investigation
13.02.10	<b>31 G. GERLOFF</b>	#31 Not Actively Competing
13.02.44	<b>95 T. MACKENZIE</b>	#95 On Asphalt - Rejoined - Turn 4
13.02.57	<b>19 A. BAUTISTA</b>	#19 Crashed - Turn 6
13.03.12		No Jump Starts
13.03.27	<b>19 A. BAUTISTA</b>	#19 Rejoined
13.04.49	<b>97 X. VIERGE</b>	#97 Long Lap Penalty - Irresponsible Riding
13.06.04	<b>49 T. NAGASHIMA</b>	#49 On Asphalt - Rejoined - Turn 4
13.08.35	<b>97 X. VIERGE</b>	#97 Long Lap Penalty Completed
13.10.09	<b>49 T. NAGASHIMA</b>	#49 Entered Pit Lane
13.11.15	<b>49 T. NAGASHIMA</b>	#49 Retired
13.16.08		Podium Confirmed
13.16.46		End of Session
14.11.35	<b>97 X. VIERGE</b>	FIM Stewards reduced his race time by 3 seconds

Start End The results are provisional until the end of the time limit for protests and appeals and the completion of the technical checks.

23/02/2025 13:00 13:16

These data/results cannot be reproduced, stored and/or transmitted in whole or in part by any manner of electronic, mechanical, photocopying, recording, broadcasting or otherwise now known or herein after developed without the previous express consent by the copyright owner, except for reproduction in daily press and regular printed publications on sale to the public within 60 days of the event related to those data/results and always provided that copyright symbol appears together as follows below.

© DORNA WSBK ORGANIZATION Srl 2025



Phillip Island 4.445 m

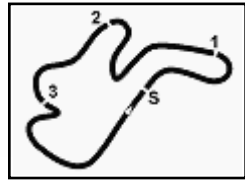
## Australian Round, 21-23 February 2025 Riders Standings

	Points	Points From First	Points From Previous	February 23 <b>PHILLIP ISLAND</b>	March 23 <b>PORTIMAO</b>	April 13 <b>ASSEN</b>	May 4 <b>CREMONA</b>	May 18 <b>MOST</b>	June 15 <b>MISANO</b>	July 13 <b>DONINGTON</b>	July 27 <b>BALATON</b>	September 7 <b>MAGNY-COURS</b>	September 28 <b>ARAGON</b>	October 12 <b>ESTORIL</b>	October 19 <b>JEREZ</b>			
1 <b>BULEGA</b> Nicolo (ITA)	<b>37</b>			<b>25</b> 12														
2 <b>RAZGATLIOGLU</b> Toprak (TUR)	<b>20</b>	17		<b>20</b>														
3 <b>PETRUCCI</b> Danilo (ITA)	<b>20</b>	17	0	<b>13</b> 7														
4 <b>IANNONE</b> Andrea (ITA)	<b>19</b>	18	1	<b>10</b> 9														
5 <b>REDDING</b> Scott (GBR)	<b>17</b>	20	2	<b>11</b> 6														
6 <b>BAUTISTA</b> Alvaro (ESP)	<b>16</b>	21	1	<b>16</b>														
7 <b>LOCATELLI</b> Andrea (ITA)	<b>13</b>	24	3	<b>9</b> 4														
8 <b>LOWES</b> Alex (GBR)	<b>11</b>	26	2	<b>8</b> 3														
9 <b>LOWES</b> Sam (GBR)	<b>11</b>	26	0	<b>6</b> 5														
10 <b>BASSANI</b> Axel (ITA)	<b>8</b>	29	3	<b>7</b> 1														
11 <b>VIERGE</b> Xavi (ESP)	<b>5</b>	32	3	<b>5</b>														
12 <b>AEGERTER</b> Dominique (SU)	<b>4</b>	33	1	<b>4</b>														
13 <b>VICKERS</b> Ryan (GBR)	<b>3</b>	34	1	<b>3</b>														
14 <b>NAGASHIMA</b> Tetsuta (JPN)	<b>2</b>	35	1	<b>2</b>														
15 <b>MONTELLA</b> Yari (ITA)	<b>2</b>	35	0	<b>2</b>														
16 <b>SOFUOGLU</b> Bahattin (TUR)	<b>1</b>	36	1	<b>1</b>														

23/02/2025 First Line: Race 1 & 2 - Second Line: Tissot Superpole Race

These data/results cannot be reproduced, stored and/or transmitted in whole or in part by any manner of electronic, mechanical, photocopying, recording, broadcasting or otherwise now known or herein after developed without the previous express consent by the copyright owner, except for reproduction in daily press and regular printed publications on sale to the public within 60 days of the event related to those data/results and always provided that copyright symbol appears together as follows below.

© DORNA WSBK ORGANIZATION Srl 2025



Phillip Island 4.445 m

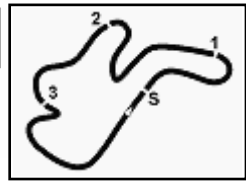
**Australian Round, 21-23 February 2025**  
**Riders Standings**

Points	Points From First	Points From Previous	February 23	March 23	April 13	May 4	May 18	June 15	July 13	July 27	September 7	September 28	October 12	October 19			
			<b>PHILLIP ISLAND</b>	<b>PORTIMAO</b>	<b>ASSEN</b>	<b>CREMONA</b>	<b>MOST</b>	<b>MISANO</b>	<b>DONINGTON</b>	<b>BALATON</b>	<b>MAGNY-COURS</b>	<b>ARAGON</b>	<b>ESTORIL</b>	<b>JEREZ</b>			
<b>Independent Riders</b>																	
<b>1</b>	<b>PETRUCCI</b> Danilo (ITA)	<b>20</b>	<b>13</b> 7														
<b>2</b>	<b>IANNONE</b> Andrea (ITA)	<b>19</b> 1	<b>10</b> 9														
<b>3</b>	<b>REDDING</b> Scott (GBR)	<b>17</b> 3 2	<b>11</b> 6														
<b>4</b>	<b>LOWES</b> Sam (GBR)	<b>11</b> 9 6	<b>6</b> 5														
<b>5</b>	<b>VICKERS</b> Ryan (GBR)	<b>3</b> 17 8	<b>3</b>														
<b>6</b>	<b>MONTELLA</b> Yari (ITA)	<b>2</b> 18 1	<b>2</b>														
<b>7</b>	<b>SOFUOGLU</b> Bahattin (TUR)	<b>1</b> 19 1	<b>1</b>														

23/02/2025 First Line: Race 1 & 2 - Second Line: Tissot Superpole Race

These data/results cannot be reproduced, stored and/or transmitted in whole or in part by any manner of electronic, mechanical, photocopying, recording, broadcasting or otherwise now known or herein after developed without the previous express consent by the copyright owner, except for reproduction in daily press and regular printed publications on sale to the public within 60 days of the event related to those data/results and always provided that copyright symbol appears together as follows below.

© DORNA WSBK ORGANIZATION Srl 2025



Phillip Island 4.445 m

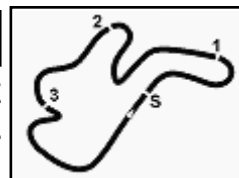
**Australian Round, 21-23 February 2025**  
**Manufacturers Standings**

	Points	Points From First	Points From Previous	February 23 <b>PHILLIP ISLAND</b>	March 23 <b>PORTIMAO</b>	April 13 <b>ASSEN</b>	May 4 <b>CREMONA</b>	May 18 <b>MOST</b>	June 15 <b>MISANO</b>	July 13 <b>DONINGTON</b>	July 27 <b>BALATON</b>	September 7 <b>MAGNY-COURS</b>	September 28 <b>ARAGON</b>	October 12 <b>ESTORIL</b>	October 19 <b>JEREZ</b>			
1 <b>DUCATI</b>	<b>37</b>			<b>25</b> 12														
2 <b>BMW</b>	<b>20</b>	17		<b>20</b>														
3 <b>YAMAHA</b>	<b>13</b>	24	7	<b>9</b> 4														
4 <b>BIMOTA</b>	<b>11</b>	26	2	<b>8</b> 3														
5 <b>HONDA</b>	<b>5</b>	32	6	<b>5</b>														

23/02/2025 First Line: Race 1 & 2 - Second Line: Tissot Superpole Race

These data/results cannot be reproduced, stored and/or transmitted in whole or in part by any manner of electronic, mechanical, photocopying, recording, broadcasting or otherwise now known or herein after developed without the previous express consent by the copyright owner, except for reproduction in daily press and regular printed publications on sale to the public within 60 days of the event related to those data/results and always provided that copyright symbol appears together as follows below.

© DORNA WSBK ORGANIZATION Srl 2025



## Australian Round, 21-23 February 2025

### Teams Standings

	February 23 PHILLIP ISLAND	March 23 PORTIMAO	April 13 ASSEN	May 4 CREMONA	May 18 MOST	June 15 MISANO	July 13 DONINGTON	July 27 BALATON	September 7 MAGNY-COURS	September 28 ARAGON	October 12 ESTORIL	October 19 JEREZ								
<b>1 Aruba.it Racing - Ducati</b>	<b>53</b>																			
BULEGA Nicolo	37	25 12																		
BAUTISTA Alvaro	16	16																		
<b>2 Barni Spark Racing Team</b>	<b>22 [-31]</b>																			
PETRUCCI Danilo	20	13 7																		
MONTELLA Yari	2	2																		
<b>3 ROKIT BMW Motorrad WorldSBK Team</b>	<b>20 [-33]</b>																			
RAZGATLIOGLU Toprak	20	20																		
<b>4 Team Pata Go Eleven</b>	<b>19 [-34]</b>																			
IANNONE Andrea	19	10 9																		
<b>5 bimota by Kawasaki Racing Team</b>	<b>19 [-34]</b>																			
LOWES Alex	11	8 3																		
BASSANI Axel	8	7 1																		
<b>6 MGM BONDOVO Racing</b>	<b>17 [-36]</b>																			
REDDING Scott	17	11 6																		
<b>7 Pata Maxus Yamaha</b>	<b>13 [-40]</b>																			
LOCATELLI Andrea	13	9 4																		
<b>8 ELF Marc VDS Racing Team</b>	<b>11 [-42]</b>																			
LOWES Sam	11	6 5																		
<b>9 Honda HRC</b>	<b>7 [-46]</b>																			
VIERGE Xavi	5	5																		
NAGASHIMA Tetsuta	2	2																		
<b>10 GYTR GRT Yamaha WorldSBK Team</b>	<b>4 [-49]</b>																			
AEGERTER Dominique	4	4																		
<b>11 Motocorsa Racing</b>	<b>3 [-50]</b>																			
VICKERS Ryan	3	3																		
<b>12 Yamaha Motoxrcing WorldSBK Team</b>	<b>1 [-52]</b>																			
SOFUOGLU Bahattin	1	1																		

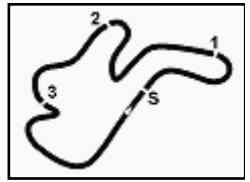
23/02/2025

These data/results cannot be reproduced, stored and/or transmitted in whole or in part by any manner of electronic, mechanical, photocopying, recording, broadcasting or otherwise now known or herein after developed without the previous express consent by the copyright owner, except for reproduction in daily press and regular printed publications on sale to the public within 60 days of the event related to those data/results and always provided that copyright symbol appears together as follows below.

© DORNA WSBK ORGANIZATION Srl 2025

FICR PERUGIA TIMING





### Australian Round, 21-23 February 2025

### Teams Standings

	February 23 PHILLIP ISLAND	March 23 PORTIMAO	April 13 ASSEN	May 4 CREMONA	May 18 MOST	June 15 MISANO	July 13 DONINGTON	July 27 BALATON	September 7 MAGNY-COURS	September 28 ARAGON	October 12 ESTORIL	October 19 JEREZ		
<b>Referent Teams</b>														
<b>1 Aruba.it Racing - Ducati</b>	<b>53</b>													
BULEGA Nicolo	37	25 12												
BAUTISTA Alvaro	16	16												
<b>2 ROKIT BMW Motorrad WorldSBK Team</b>	<b>20 [-33]</b>													
RAZGATLIOGLU Toprak	20	20												
<b>3 bimota by Kawasaki Racing Team</b>	<b>19 [-34]</b>													
LOWES Alex	11	8 3												
BASSANI Axel	8	7 1												
<b>4 Pata Maxus Yamaha</b>	<b>13 [-40]</b>													
LOCATELLI Andrea	13	9 4												
<b>5 Honda HRC</b>	<b>7 [-46]</b>													
VIERGE Xavi	5	5												
NAGASHIMA Tetsuta	2	2												
<b>6 GYTR GRT Yamaha WorldSBK Team</b>	<b>4 [-49]</b>													
AEGERTER Dominique	4	4												

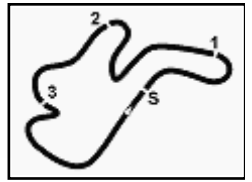
23/02/2025

These data/results cannot be reproduced, stored and/or transmitted in whole or in part by any manner of electronic, mechanical, photocopying, recording, broadcasting or otherwise now known or herein after developed without the previous express consent by the copyright owner, except for reproduction in daily press and regular printed publications on sale to the public within 60 days of the event related to those data/results and always provided that copyright symbol appears together as follows below.

© DORNA WSBK ORGANIZATION Srl 2025

FICR PERUGIA TIMING





### Australian Round, 21-23 February 2025

### Teams Standings

	February 23 PHILLIP ISLAND	March 23 PORTIMAO	April 13 ASSEN	May 4 CREMONA	May 18 MOST	June 15 MISANO	July 13 DONINGTON	July 27 BALATON	September 7 MAGNY-COURS	September 28 ARAGON	October 12 ESTORIL	October 19 JEREZ		
<b>Independent Teams</b>														
<b>1 Barni Spark Racing Team</b>	<b>22</b>													
PETRUCCI Danilo	20	13 7												
MONTELLA Yari	2	2												
<b>2 Team Pata Go Eleven</b>	<b>19 [-3]</b>													
IANNONE Andrea	19	10 9												
<b>3 MGM BONDOVO Racing</b>	<b>17 [-5]</b>													
REDDING Scott	17	11 6												
<b>4 ELF Marc VDS Racing Team</b>	<b>11 [-11]</b>													
LOWES Sam	11	6 5												
<b>5 Motocorsa Racing</b>	<b>3 [-19]</b>													
VICKERS Ryan	3	3												
<b>6 Yamaha Motoxrcing WorldSBK Team</b>	<b>1 [-21]</b>													
SOFUOGLU Bahattin	1	1												

23/02/2025

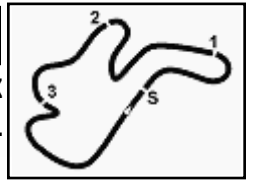
These data/results cannot be reproduced, stored and/or transmitted in whole or in part by any manner of electronic, mechanical, photocopying, recording, broadcasting or otherwise now known or herein after developed without the previous express consent by the copyright owner, except for reproduction in daily press and regular printed publications on sale to the public within 60 days of the event related to those data/results and always provided that copyright symbol appears together as follows below.

© DORNA WSBK ORGANIZATION Srl 2025

FICR PERUGIA TIMING







**Australian Round, 21-23 February 2025**  
**Tissot Superpole Award**

	Points	Points From First	Points From Previous	February 23 <b>PHILLIP ISLAND</b>	March 23 <b>PORTIMAO</b>	April 13 <b>ASSEN</b>	May 4 <b>CREMONA</b>	May 18 <b>MOST</b>	June 15 <b>MISANO</b>	July 13 <b>DONINGTON</b>	July 27 <b>BALATON</b>	September 7 <b>MAGNY-COURS</b>	September 28 <b>ARAGON</b>	October 12 <b>ESTORIL</b>	October 19 <b>JEREZ</b>				
1 <b>BULEGA</b> Nicolo (ITA)	<b>24</b>			<b>12 12</b>															
2 <b>IANNONE</b> Andrea (ITA)	<b>16</b>	8		<b>7 9</b>															
3 <b>PETRUCCI</b> Danilo (ITA)	<b>12</b>	12	4	<b>5 7</b>															
4 <b>REDDING</b> Scott (GBR)	<b>10</b>	14	2	<b>4 6</b>															
5 <b>RAZGATLIOGLU</b> Toprak (TUR)	<b>9</b>	15	1	<b>9</b>															
6 <b>LOCATELLI</b> Andrea (ITA)	<b>6</b>	18	3	<b>2 4</b>															
7 <b>BAUTISTA</b> Alvaro (ESP)	<b>6</b>	18	0	<b>6</b>															
8 <b>LOWES</b> Sam (GBR)	<b>5</b>	19	1	<b>5</b>															
9 <b>VAN DER MARK</b> Michael (NED)	<b>3</b>	21	2	<b>3</b>															
10 <b>LOWES</b> Alex (GBR)	<b>3</b>	21	0	<b>3</b>															
11 <b>MONTELLA</b> Yari (ITA)	<b>2</b>	22	1	<b>2</b>															
12 <b>GARDNER</b> Remy (AUS)	<b>1</b>	23	1	<b>1</b>															
13 <b>BASSANI</b> Axel (ITA)	<b>1</b>	23	0	<b>1</b>															

23/02/2025 Odd points columns: Tissot Superpole Even points columns: Tissot Superpole Race

These data/results cannot be reproduced, stored and/or transmitted in whole or in part by any manner of electronic, mechanical, photocopying, recording, broadcasting or otherwise now known or herein after developed without the previous express consent by the copyright owner, except for reproduction in daily press and regular printed publications on sale to the public within 60 days of the event related to those data/results and always provided that copyright symbol appears together as follows below.

© DORNA WSBK ORGANIZATION Srl 2025

## Australian Round, 21-23 February 2025

### Best Sectors & Speed Tisot Superpole Race

RESULTS			
1	<b>11</b> N. BULEGA	Ducati Panigale V4R	Laps 10
2	<b>29</b> A. IANNONE	Ducati Panigale V4R	2.324
3	<b>9</b> D. PETRUCCI	Ducati Panigale V4R	4.923
4	<b>45</b> S. REDDING	Ducati Panigale V4R	5.312
5	<b>14</b> S. LOWES	Ducati Panigale V4R	5.452
6	<b>55</b> A. LOCATELLI	Yamaha YZF R1	6.891
7	<b>22</b> A. LOWES	bimota KB998 Rimini	7.267
8	<b>5</b> Y. MONTELLA	Ducati Panigale V4R	9.748
9	<b>47</b> A. BASSANI	bimota KB998 Rimini	10.585
10	<b>87</b> R. GARDNER	Yamaha YZF R1	10.924
11	<b>77</b> D. AEGERTER	Yamaha YZF R1	11.260
12	<b>97</b> X. VIERGE	Honda CBR1000 RR-R	11.260
13	<b>1</b> T. RAZGATLIOGLU	BMW M1000RR	14.186
14	<b>60</b> M. VAN DER MARK	BMW M1000RR	14.330
15	<b>17</b> R. VICKERS	Ducati Panigale V4R	16.968
16	<b>53</b> T. RABAT	Yamaha YZF R1	21.796
17	<b>99</b> B. SOFUOGLU	Yamaha YZF R1	27.062
18	<b>95</b> T. MACKENZIE	Honda CBR1000 RR-R	42.505
19	<b>19</b> A. BAUTISTA	Ducati Panigale V4R	1'06.284
RET	<b>49</b> T. NAGASHIMA	Honda CBR1000 RR-R	5 Laps
RET	<b>31</b> G. GERLOFF	Kawasaki ZX-10RR	

SPEED			
1	<b>5</b> Y. MONTELLA	Ducati Panigale V4R	327,8
2	<b>77</b> D. AEGERTER	Yamaha YZF R1	320,1
3	<b>29</b> A. IANNONE	Ducati Panigale V4R	319,1
4	<b>47</b> A. BASSANI	bimota KB998 Rimini	319,1
5	<b>55</b> A. LOCATELLI	Yamaha YZF R1	319,1
6	<b>97</b> X. VIERGE	Honda CBR1000 RR-R	319,1
7	<b>19</b> A. BAUTISTA	Ducati Panigale V4R	318,2
8	<b>45</b> S. REDDING	Ducati Panigale V4R	318,2
9	<b>87</b> R. GARDNER	Yamaha YZF R1	318,2
10	<b>17</b> R. VICKERS	Ducati Panigale V4R	317,2
11	<b>22</b> A. LOWES	bimota KB998 Rimini	316,3
12	<b>53</b> T. RABAT	Yamaha YZF R1	316,3
13	<b>14</b> S. LOWES	Ducati Panigale V4R	316,3
14	<b>1</b> T. RAZGATLIOGLU	BMW M1000RR	315,4
15	<b>60</b> M. VAN DER MARK	BMW M1000RR	315,4
16	<b>9</b> D. PETRUCCI	Ducati Panigale V4R	314,5
17	<b>11</b> N. BULEGA	Ducati Panigale V4R	314,5
18	<b>99</b> B. SOFUOGLU	Yamaha YZF R1	313,6
19	<b>95</b> T. MACKENZIE	Honda CBR1000 RR-R	312,7
20	<b>49</b> T. NAGASHIMA	Honda CBR1000 RR-R	303,0
21	<b>31</b> G. GERLOFF	Kawasaki ZX-10RR	241,5

SEG. 1		
1	<b>11</b> N. BULEGA	21.206
2	<b>14</b> S. LOWES	21.226
3	<b>29</b> A. IANNONE	21.296
4	<b>5</b> Y. MONTELLA	21.335
5	<b>19</b> A. BAUTISTA	21.346
6	<b>77</b> D. AEGERTER	21.362
7	<b>55</b> A. LOCATELLI	21.380
8	<b>1</b> T. RAZGATLIOGLU	21.385
9	<b>22</b> A. LOWES	21.394
10	<b>9</b> D. PETRUCCI	21.411
11	<b>45</b> S. REDDING	21.418
12	<b>87</b> R. GARDNER	21.456
13	<b>60</b> M. VAN DER MARK	21.483
14	<b>47</b> A. BASSANI	21.495
15	<b>97</b> X. VIERGE	21.582
16	<b>17</b> R. VICKERS	21.586
17	<b>53</b> T. RABAT	21.717
18	<b>99</b> B. SOFUOGLU	21.829
19	<b>95</b> T. MACKENZIE	21.869
20	<b>49</b> T. NAGASHIMA	22.061
21	<b>31</b> G. GERLOFF	28.486

SEG. 2		
1	<b>29</b> A. IANNONE	25.699
2	<b>11</b> N. BULEGA	25.729
3	<b>9</b> D. PETRUCCI	25.762
4	<b>45</b> S. REDDING	25.782
5	<b>1</b> T. RAZGATLIOGLU	25.840
6	<b>14</b> S. LOWES	25.840
7	<b>55</b> A. LOCATELLI	25.848
8	<b>97</b> X. VIERGE	25.879
9	<b>5</b> Y. MONTELLA	25.883
10	<b>22</b> A. LOWES	25.913
11	<b>60</b> M. VAN DER MARK	25.926
12	<b>47</b> A. BASSANI	25.938
13	<b>17</b> R. VICKERS	25.975
14	<b>87</b> R. GARDNER	26.026
15	<b>19</b> A. BAUTISTA	26.038
16	<b>77</b> D. AEGERTER	26.076
17	<b>53</b> T. RABAT	26.191
18	<b>99</b> B. SOFUOGLU	26.250
19	<b>95</b> T. MACKENZIE	26.342
20	<b>49</b> T. NAGASHIMA	26.546

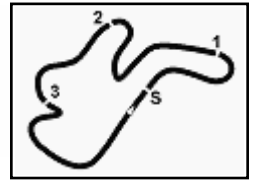
SEG. 3		
1	<b>29</b> A. IANNONE	16.973
2	<b>11</b> N. BULEGA	16.983
3	<b>14</b> S. LOWES	17.054
4	<b>22</b> A. LOWES	17.084
5	<b>9</b> D. PETRUCCI	17.119
6	<b>87</b> R. GARDNER	17.133
7	<b>47</b> A. BASSANI	17.144
8	<b>45</b> S. REDDING	17.155
9	<b>5</b> Y. MONTELLA	17.156
10	<b>77</b> D. AEGERTER	17.181
11	<b>55</b> A. LOCATELLI	17.200
12	<b>60</b> M. VAN DER MARK	17.251
13	<b>1</b> T. RAZGATLIOGLU	17.270
14	<b>97</b> X. VIERGE	17.281
15	<b>19</b> A. BAUTISTA	17.284
16	<b>17</b> R. VICKERS	17.381
17	<b>99</b> B. SOFUOGLU	17.410
18	<b>53</b> T. RABAT	17.428
19	<b>49</b> T. NAGASHIMA	17.564
20	<b>95</b> T. MACKENZIE	17.569

SEG. 4		
1	<b>11</b> N. BULEGA	24.924
2	<b>29</b> A. IANNONE	24.941
3	<b>97</b> X. VIERGE	25.002
4	<b>1</b> T. RAZGATLIOGLU	25.011
5	<b>45</b> S. REDDING	25.014
6	<b>14</b> S. LOWES	25.024
7	<b>60</b> M. VAN DER MARK	25.103
8	<b>55</b> A. LOCATELLI	25.105
9	<b>5</b> Y. MONTELLA	25.110
10	<b>47</b> A. BASSANI	25.137
11	<b>77</b> D. AEGERTER	25.148
12	<b>9</b> D. PETRUCCI	25.156
13	<b>22</b> A. LOWES	25.158
14	<b>87</b> R. GARDNER	25.194
15	<b>19</b> A. BAUTISTA	25.221
16	<b>17</b> R. VICKERS	25.241
17	<b>53</b> T. RABAT	25.363
18	<b>99</b> B. SOFUOGLU	25.476
19	<b>95</b> T. MACKENZIE	25.611
20	<b>49</b> T. NAGASHIMA	25.644

23/02/2025

These data/results cannot be reproduced, stored and/or transmitted in whole or in part by any manner of electronic, mechanical, photocopying, recording, broadcasting or otherwise now known or herein after developed without the previous express consent by the copyright owner, except for reproduction in daily press and regular printed publications on sale to the public within 60 days of the event related to those data/results and always provided that copyright symbol appears together as follows below.

© DORNA WSBK ORGANIZATION Srl 2025



Phillip Island 4.445 m

**Australian Round, 21-23 February 2025**  
**Lap Chart Tissot Superpole Race**

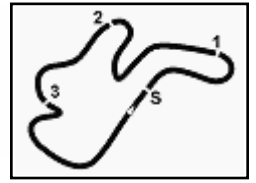
		Lap									
	1	2	3	4	5	6	7	8	9	10	
1	11	11	11	11	11	11	11	11	11	11	11
2	29	29	29	29	29	29	29	29	29	29	29
3	60	9	9	9	9	9	9	9	9	9	9
4	9	45	45	45	45	45	45	45	45	45	45
5	45	60	60	55	14	14	14	14	14	14	14
6	55	55	55	22	55	55	55	55	55	55	55
7	22	22	22	14	22	22	22	22	22	22	22
8	87	87	14	60	60	60	5	5	5	5	5
9	97	14	97	97	97	5	60	60	47	47	47
10	5	97	87	87	5	47	47	47	87	87	87
11	14	47	47	47	47	87	87	87	60	97	97
12	47	5	5	5	77	77	77	77	77	77	77
13	77	77	77	77	87	97	97	97	97	97	1
14	99	99	53	53	1	1	1	1	1	1	60
15	53	53	99	17	17	17	17	17	17	17	17
16	95	17	17	1	53	53	53	53	53	53	53
17	17	1	1	99	99	99	99	99	99	99	99
18	1	95	95	95	95	95	95	95	95	95	95
19	19	49	49	49	49	19	19	19	19	19	19
20	49	19	19	19	19						

Final Result		
1	<b>11</b> N. BULEGA	Laps 10
2	<b>29</b> A. IANNONE	2.324
3	<b>9</b> D. PETRUCCI	4.923
4	<b>45</b> S. REDDING	5.312
5	<b>14</b> S. LOWES	5.452
6	<b>55</b> A. LOCATELLI	6.891
7	<b>22</b> A. LOWES	7.267
8	<b>5</b> Y. MONTELLA	9.748
9	<b>47</b> A. BASSANI	10.585
10	<b>87</b> R. GARDNER	10.924
11	<b>77</b> D. AEGERTER	11.260
12	<b>97</b> X. VIERGE	11.260
13	<b>1</b> T. RAZGATUOGLU	14.186
14	<b>60</b> M. VAN DER MARK	14.330
15	<b>17</b> R. VICKERS	16.968
16	<b>53</b> T. RABAT	21.796
17	<b>99</b> B. SOFUGLU	27.062
18	<b>95</b> T. MACKENZIE	42.505
19	<b>19</b> A. BAUTISTA	1'06.284
RET	<b>49</b> T. NAGASHIMA	5 Laps
RET	<b>31</b> G. GERLOFF	

23/02/2025

These data/results cannot be reproduced, stored and/or transmitted in whole or in part by any manner of electronic, mechanical, photocopying, recording, broadcasting or otherwise now known or herein after developed without the previous express consent by the copyright owner, except for reproduction in daily press and regular printed publications on sale to the public within 60 days of the event related to those data/results and always provided that copyright symbol appears together as follows below.

© DORNA WSBK ORGANIZATION Srl 2025



Phillip Island 4.445 m

## Australian Round, 21-23 February 2025 Lap Chart Tissot Superpole Race

### Lap 1

1	11	N.Bulega	1'34.511
2	29	A.Iannone	0.350
3	60	M.van der Mark	1.699
4	9	D.Petrucci	1.708
5	45	S.Redding	1.802
6	55	A.Locatelli	2.062
7	22	A.Lowes	2.170
8	87	R.Gardner	2.345
9	97	X.Vierge	2.506
10	5	Y.Montella	2.699
11	14	S.Lowes	2.797
12	47	A.Bassani	3.383
13	77	D.Aegerter	3.456
14	99	B.Sofuoglu	3.872
15	53	T.Rabat	4.153
16	95	T.Mackenzie	4.645
17	17	R.Vickers	5.746
18	1	T.Razgatlioglu	8.621
19	19	A.Bautista	10.112
20	49	T.Nagashima	27.183

### Lap 2

1	11	N.Bulega	3'03.608
2	29	A.Iannone	0.362
3	9	D.Petrucci	2.459
4	45	S.Redding	2.513
5	60	M.van der Mark	2.690
6	55	A.Locatelli	2.955
7	22	A.Lowes	3.075
8	87	R.Gardner	3.473
9	14	S.Lowes	3.482
10	97	X.Vierge	3.847
11	47	A.Bassani	4.260
12	5	Y.Montella	4.403
13	77	D.Aegerter	4.731
14	99	B.Sofuoglu	5.872
15	53	T.Rabat	6.129
16	17	R.Vickers	7.457
17	1	T.Razgatlioglu	9.190
18	95	T.Mackenzie	16.286
19	49	T.Nagashima	31.524
20	19	A.Bautista	57.020

### Lap 3

1	11	N.Bulega	4'32.522
2	29	A.Iannone	0.481
3	9	D.Petrucci	3.079
4	45	S.Redding	3.209
5	60	M.van der Mark	3.662
6	55	A.Locatelli	3.832
7	22	A.Lowes	4.200
8	14	S.Lowes	4.345
9	97	X.Vierge	4.939
10	87	R.Gardner	4.960
11	47	A.Bassani	5.340
12	5	Y.Montella	5.786
13	77	D.Aegerter	5.991
14	53	T.Rabat	8.624
15	99	B.Sofuoglu	9.178
16	17	R.Vickers	9.194
17	1	T.Razgatlioglu	9.901
18	95	T.Mackenzie	19.670
19	49	T.Nagashima	34.714
20	19	A.Bautista	59.158

### Lap 4

1	11	N.Bulega	6'01.446
2	29	A.Iannone	0.870
3	9	D.Petrucci	3.839
4	45	S.Redding	3.962
5	55	A.Locatelli	4.890

6	22	A.Lowes	5.207
7	14	S.Lowes	5.222
8	60	M.van der Mark	5.616
9	97	X.Vierge	6.181
10	87	R.Gardner	6.383
11	47	A.Bassani	6.535
12	5	Y.Montella	6.662
13	77	D.Aegerter	7.098
14	53	T.Rabat	10.901
15	17	R.Vickers	10.914
16	1	T.Razgatlioglu	10.964
17	99	B.Sofuoglu	12.500
18	95	T.Mackenzie	23.540
19	49	T.Nagashima	48.925
20	19	A.Bautista	1'00.930

### Lap 5

1	11	N.Bulega	7'30.504
2	29	A.Iannone	1.301
3	9	D.Petrucci	4.441
4	45	S.Redding	4.615
5	14	S.Lowes	5.705
6	55	A.Locatelli	5.721
7	22	A.Lowes	6.267
8	60	M.van der Mark	6.821
9	97	X.Vierge	7.428
10	5	Y.Montella	7.523
11	47	A.Bassani	7.726
12	77	D.Aegerter	8.071
13	87	R.Gardner	8.104
14	1	T.Razgatlioglu	12.133
15	17	R.Vickers	12.533
16	53	T.Rabat	13.244
17	99	B.Sofuoglu	14.965
18	95	T.Mackenzie	27.282
19	49	T.Nagashima	51.990
20	19	A.Bautista	1'02.105

### Lap 6

1	11	N.Bulega	8'59.821
2	29	A.Iannone	1.550
3	9	D.Petrucci	4.854
4	45	S.Redding	5.276
5	14	S.Lowes	6.016
6	55	A.Locatelli	6.583
7	22	A.Lowes	6.695
8	60	M.van der Mark	7.781
9	5	Y.Montella	7.834
10	47	A.Bassani	8.549
11	87	R.Gardner	8.683
12	77	D.Aegerter	8.821
13	97	X.Vierge	10.581
14	1	T.Razgatlioglu	12.747
15	17	R.Vickers	13.462
16	53	T.Rabat	14.758
17	99	B.Sofuoglu	17.386
18	95	T.Mackenzie	30.921
19	19	A.Bautista	1'03.306

### Lap 7

1	11	N.Bulega	10'29.286
2	29	A.Iannone	1.836
3	9	D.Petrucci	4.986
4	45	S.Redding	5.533
5	14	S.Lowes	6.082
6	55	A.Locatelli	6.908
7	22	A.Lowes	7.256
8	5	Y.Montella	9.199
9	60	M.van der Mark	9.248
10	47	A.Bassani	9.468
11	87	R.Gardner	9.650
12	77	D.Aegerter	9.797
13	97	X.Vierge	11.466

14	1	T.Razgatlioglu	13.356
15	17	R.Vickers	14.614
16	53	T.Rabat	16.374
17	99	B.Sofuoglu	19.616
18	95	T.Mackenzie	33.722
19	19	A.Bautista	1'04.182

### Lap 8

1	11	N.Bulega	11'58.910
2	29	A.Iannone	2.032
3	9	D.Petrucci	5.244
4	45	S.Redding	5.724
5	14	S.Lowes	6.145
6	55	A.Locatelli	7.161
7	22	A.Lowes	7.567
8	5	Y.Montella	9.756
9	60	M.van der Mark	10.140
10	47	A.Bassani	10.220
11	87	R.Gardner	10.426
12	77	D.Aegerter	10.643
13	97	X.Vierge	12.152
14	1	T.Razgatlioglu	13.853
15	17	R.Vickers	15.510
16	53	T.Rabat	17.868
17	99	B.Sofuoglu	22.245
18	95	T.Mackenzie	36.587
19	19	A.Bautista	1'05.101

### Lap 9

1	11	N.Bulega	13'29.037
2	29	A.Iannone	1.718
3	9	D.Petrucci	4.845
4	45	S.Redding	5.445
5	14	S.Lowes	5.790
6	55	A.Locatelli	6.890
7	22	A.Lowes	7.235
8	5	Y.Montella	9.743
9	47	A.Bassani	10.018
10	87	R.Gardner	10.376
11	60	M.van der Mark	10.601
12	77	D.Aegerter	10.757
13	97	X.Vierge	12.830
14	1	T.Razgatlioglu	13.861
15	17	R.Vickers	16.145
16	53	T.Rabat	19.781
17	99	B.Sofuoglu	24.208
18	95	T.Mackenzie	39.259
19	19	A.Bautista	1'05.558

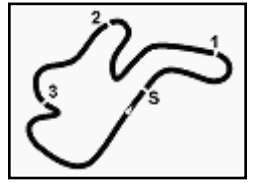
### Lap 10

1	11	N.Bulega	14'58.866
2	29	A.Iannone	2.324
3	9	D.Petrucci	4.923
4	45	S.Redding	5.312
5	14	S.Lowes	5.452
6	55	A.Locatelli	6.891
7	22	A.Lowes	7.267
8	5	Y.Montella	9.748
9	47	A.Bassani	10.585
10	87	R.Gardner	10.924
11	97	X.Vierge	11.260
12	77	D.Aegerter	11.260
13	1	T.Razgatlioglu	14.186
14	60	M.van der Mark	14.330
15	17	R.Vickers	16.968
16	53	T.Rabat	21.796
17	99	B.Sofuoglu	27.062
18	95	T.Mackenzie	42.505
19	19	A.Bautista	1'06.284

23/02/2025

These data/results cannot be reproduced, stored and/or transmitted in whole or in part by any manner of electronic, mechanical, photocopying, recording, broadcasting or otherwise now known or herein after developed without the previous express consent by the copyright owner, except for reproduction in daily press and regular printed publications on sale to the public within 60 days of the event related to those data/results and always provided that copyright symbol appears together as follows below.

© DORNA WSBK ORGANIZATION Srl 2025



**Race Pace Comparison**

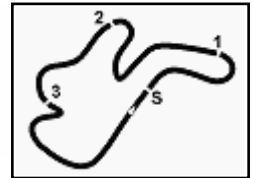
	<b>11 Bul</b>	<b>29 Ian</b>	<b>9 Pet</b>	<b>45 Red</b>	<b>14 SLo</b>	<b>55 Loc</b>	<b>22 ALo</b>	<b>5 Mon</b>	<b>47 Bas</b>	<b>87 Gar</b>	<b>77 Aeg</b>	<b>97 Vie</b>	<b>1 Raz</b>	<b>60 vdM</b>
1	1'34.511	1'34.861	1'36.219	1'36.313	1'37.308	1'36.573	1'36.681	1'37.210	1'37.894	1'36.856	1'37.967	1'37.017	1'43.132	1'36.210
2	1'29.097	1'29.109	1'29.848	1'29.808	1'29.782	1'29.990	1'30.002	1'30.801	1'29.974	1'30.225	3'08.339	3'07.455	1'29.666	1'30.088
3	<b>1'28.914</b>	<b>1'29.033</b>	<b>1'29.534</b>	<b>1'29.610</b>	1'29.777	1'29.791	1'30.039	1'30.297	1'29.994	1'30.401	4'38.513	4'37.461	<b>1'29.625</b>	<b>1'29.886</b>
4	1'28.924	1'29.313	1'29.684	1'29.677	1'29.801	1'29.982	1'29.931	1'29.800	1'30.119	1'30.347	6'08.544	6'07.627	1'29.987	1'30.878
5	1'29.058	1'29.489	1'29.660	1'29.711	1'29.541	1'29.889	1'30.118	1'29.919	1'30.249	1'30.779	<b>1'30.031</b>	7'37.932	1'30.227	1'30.263
6	1'29.317	1'29.566	1'29.730	1'29.978	1'29.628	1'30.179	<b>1'29.745</b>	<b>1'29.628</b>	1'30.140	<b>1'29.896</b>	9'08.642	1'32.470	1'29.931	1'30.277
7	1'29.465	1'29.751	1'29.597	1'29.722	1'29.531	<b>1'29.790</b>	1'30.026	1'30.830	1'30.384	1'30.432	10'39.083	10'40.752	1'30.074	1'30.932
8	1'29.624	1'29.820	1'29.882	1'29.815	1'29.687	1'29.877	1'29.935	1'30.181	1'30.376	1'30.400	12'09.553	12'11.062	1'30.121	1'30.516
9	1'30.127	1'29.813	1'29.728	1'29.848	1'29.772	1'29.856	1'29.795	1'30.114	<b>1'29.925</b>	1'30.077	1'30.241	13'41.867	1'30.135	1'30.588
10	1'29.829	1'30.435	1'29.907	1'29.696	<b>1'29.491</b>	1'29.830	1'29.861	1'29.834	1'30.396	1'30.377	15'10.126	15'10.126	1'30.154	1'33.558

	<b>17 Vic</b>	<b>53 Rab</b>	<b>99 Sof</b>	<b>95 Mac</b>	<b>19 Bau</b>	<b>49 Nag</b>
1	1'40.257	1'38.664	1'38.383	1'39.156	1'44.623	2'01.694
2	1'30.808	1'31.073	<b>1'31.097</b>	1'40.738	2'16.005	1'33.438
3	1'30.651	1'31.409	1'32.220	1'32.298	1'31.052	<b>1'32.104</b>
4	1'30.644	1'31.201	1'32.246	1'32.794	1'30.696	1'43.135
5	1'30.677	1'31.401	1'31.523	1'32.800	<b>1'30.233</b>	1'32.123
6	<b>1'30.246</b>	<b>1'30.831</b>	1'31.738	1'32.956	1'30.518	
7	1'30.617	1'31.081	1'31.695	<b>1'32.266</b>	1'30.341	
8	1'30.520	1'31.118	1'32.253	1'32.489	1'30.543	
9	1'30.762	1'32.040	1'32.090	1'32.799	1'30.584	
10	1'30.652	1'31.844	1'32.683	1'33.075	1'30.555	

23/02/2025

These data/results cannot be reproduced, stored and/or transmitted in whole or in part by any manner of electronic, mechanical, photocopying, recording, broadcasting or otherwise now known or herein after developed without the previous express consent by the copyright owner, except for reproduction in daily press and regular printed publications on sale to the public within 60 days of the event related to those data/results and always provided that copyright symbol appears together as follows below.

© DORNA WSBK ORGANIZATION Srl 2025



**Australian Round, 21-23 February 2025**  
**Chronological Analysis Tissot Superspole Race**

Start at 13:00'12.698

1 / 3

1° 11 N. BULEGA (1'28.914)							
Lap	Seg1	Seg2	Seg3	Seg4	Lap Time	km/h	Local Time
1		25.811	17.051	25.071	1'34.511	229,7	13:01'47.209
2	21.262	25.918	16.993	<b>24.924</b>	1'29.097	308,2	13:03'16.306
3	<b>21.206</b>	<b>25.729</b>	17.043	24.936	<b>1'28.914</b>	<b>314,5</b>	13:04'45.220
4	21.232	25.745	<b>16.983</b>	24.964	1'28.924	313,6	13:06'14.144
5	21.308	25.747	17.001	25.002	1'29.058	312,6	13:07'43.202
6	21.235	25.905	17.094	25.083	1'29.317	312,7	13:09'12.519
7	21.328	25.844	17.162	25.131	1'29.465	312,7	13:10'41.984
8	21.432	25.814	17.223	25.155	1'29.624	310,9	13:12'11.608
9	21.459	25.966	17.307	25.395	1'30.127	311,8	13:13'41.735
10	21.441	25.815	17.323	25.250	1'29.829	312,7	13:15'11.564
Race Time 14'58.866							

6° 55 A. LOCATELLI (1'29.790)							
Lap	Seg1	Seg2	Seg3	Seg4	Lap Time	km/h	Local Time
1		26.291	17.306	25.275	1'36.573	234,2	13:01'49.271
2	21.593	25.926	<b>17.200</b>	25.271	1'29.990	316,3	13:03'19.261
3	21.524	25.924	17.219	25.124	1'29.791	<b>319,1</b>	13:04'49.052
4	21.580	25.979	17.318	<b>25.105</b>	1'29.982	317,2	13:06'19.034
5	21.491	<b>25.848</b>	17.265	25.285	1'29.889	310,0	13:07'48.923
6	21.719	25.935	17.207	25.318	1'30.179	301,3	13:09'19.102
7	<b>21.380</b>	25.930	17.266	25.214	<b>1'29.790</b>	311,8	13:10'48.892
8	21.477	25.963	17.233	25.204	1'29.877	308,2	13:12'18.769
9	21.411	25.876	17.318	25.251	1'29.856	310,0	13:13'48.625
10	21.417	25.973	17.226	25.214	1'29.830	310,0	13:15'18.455
Race Time 15'05.757							

2° 29 A. IANNONE (1'29.033)							
Lap	Seg1	Seg2	Seg3	Seg4	Lap Time	km/h	Local Time
1		26.170	<b>16.973</b>	<b>24.941</b>	1'34.861	233,7	13:01'47.559
2	21.322	25.732	17.009	25.046	1'29.109	<b>319,1</b>	13:03'16.668
3	<b>21.296</b>	<b>25.699</b>	17.089	24.949	<b>1'29.033</b>	<b>319,1</b>	13:04'45.701
4	21.370	25.757	17.132	25.054	1'29.313	<b>319,1</b>	13:06'15.014
5	21.451	25.819	17.117	25.102	1'29.489	<b>319,1</b>	13:07'44.503
6	21.434	25.822	17.156	25.154	1'29.566	317,2	13:09'14.069
7	21.458	25.933	17.206	25.154	1'29.751	317,2	13:10'43.820
8	21.418	26.004	17.238	25.160	1'29.820	315,4	13:12'13.640
9	21.499	25.945	17.233	25.136	1'29.813	315,4	13:13'43.453
10	21.637	26.063	17.378	25.357	1'30.435	316,3	13:15'13.888
Race Time 15'01.190							

7° 22 A. LOWES (1'29.745)							
Lap	Seg1	Seg2	Seg3	Seg4	Lap Time	km/h	Local Time
1		26.164	17.119	25.480	1'36.681	237,2	13:01'49.379
2	21.682	25.949	17.198	25.173	1'30.002	308,2	13:03'19.381
3	21.516	26.083	17.213	25.227	1'30.039	<b>316,3</b>	13:04'49.420
4	<b>21.394</b>	26.069	17.269	25.199	1'29.931	313,6	13:06'19.351
5	21.608	25.955	17.160	25.395	1'30.118	311,8	13:07'49.469
6	21.541	<b>25.913</b>	17.133	<b>25.158</b>	<b>1'29.745</b>	309,1	13:09'19.214
7	21.610	26.059	17.181	25.176	1'30.026	<b>316,3</b>	13:10'49.240
8	21.532	25.943	17.234	25.226	1'29.935	309,1	13:12'19.175
9	21.435	25.921	17.170	25.269	1'29.795	315,4	13:13'48.970
10	21.481	26.007	<b>17.084</b>	25.289	1'29.861	310,9	13:15'18.831
Race Time 15'06.133							

3° 9 D. PETRUCCI (1'29.534)							
Lap	Seg1	Seg2	Seg3	Seg4	Lap Time	km/h	Local Time
1		26.285	17.313	25.278	1'36.219	235,2	13:01'48.917
2	21.481	25.780	17.305	25.282	1'29.848	<b>314,5</b>	13:03'18.765
3	21.466	25.793	<b>17.119</b>	<b>25.156</b>	<b>1'29.534</b>	<b>314,5</b>	13:04'48.299
4	21.461	25.774	17.197	25.252	1'29.684	313,6	13:06'17.983
5	21.455	25.771	17.201	25.233	1'29.660	312,7	13:07'47.643
6	21.437	25.817	17.192	25.284	1'29.730	311,8	13:09'17.373
7	<b>21.411</b>	<b>25.762</b>	17.178	25.246	1'29.597	312,7	13:10'46.970
8	21.543	25.915	17.222	25.202	1'29.882	310,9	13:12'16.852
9	21.479	25.819	17.165	25.265	1'29.728	312,7	13:13'46.580
10	21.417	25.863	17.315	25.312	1'29.907	312,7	13:15'16.487
Race Time 15'03.789							

8° 5 Y. MONTELLA (1'29.628)							
Lap	Seg1	Seg2	Seg3	Seg4	Lap Time	km/h	Local Time
1		26.524	17.387	25.190	1'37.210	244,2	13:01'49.908
2	22.418	26.012	17.261	<b>25.110</b>	1'30.801	<b>327,8</b>	13:03'20.709
3	21.657	25.909	17.466	25.265	1'30.297	315,4	13:04'51.006
4	21.453	25.991	17.215	25.141	1'29.800	322,9	13:06'20.806
5	21.571	26.024	<b>17.156</b>	25.168	1'29.919	321,0	13:07'50.725
6	<b>21.335</b>	<b>25.883</b>	17.197	25.213	<b>1'29.628</b>	322,9	13:09'20.353
7	21.692	26.204	17.316	25.618	1'30.830	319,1	13:10'51.183
8	21.551	25.998	17.339	25.293	1'30.181	311,8	13:12'21.364
9	21.574	26.028	17.206	25.306	1'30.114	315,4	13:13'51.478
10	21.401	25.946	17.161	25.326	1'29.834	317,2	13:15'21.312
Race Time 15'08.614							

4° 45 S. REDDING (1'29.610)							
Lap	Seg1	Seg2	Seg3	Seg4	Lap Time	km/h	Local Time
1		26.267	17.252	25.259	1'36.313	234,7	13:01'49.011
2	21.548	25.831	17.226	25.203	1'29.808	313,6	13:03'18.819
3	21.589	25.852	<b>17.155</b>	<b>25.014</b>	<b>1'29.610</b>	316,3	13:04'48.429
4	21.486	25.833	17.164	25.194	1'29.677	315,4	13:06'18.106
5	21.482	25.793	17.204	25.232	1'29.711	<b>314,5</b>	13:07'47.817
6	<b>21.418</b>	25.871	17.463	25.226	1'29.978	<b>318,2</b>	13:09'17.795
7	21.438	<b>25.782</b>	17.317	25.185	1'29.722	314,5	13:10'47.517
8	21.549	25.861	17.247	25.158	1'29.815	312,7	13:12'17.332
9	21.468	25.844	17.259	25.277	1'29.848	315,4	13:13'47.180
10	21.459	25.894	17.259	25.084	1'29.696	315,4	13:15'16.876
Race Time 15'04.178							

9° 47 A. BASSANI (1'29.925)							
Lap	Seg1	Seg2	Seg3	Seg4	Lap Time	km/h	Local Time
1		26.760	17.264	25.577	1'37.894	244,2	13:01'50.592
2	21.668	25.967	<b>17.144</b>	25.195	1'29.974	315,4	13:03'20.566
3	21.637	<b>25.938</b>	17.255	25.164	1'29.994	318,2	13:04'50.560
4	21.579	26.035	17.277	25.228	1'30.119	318,2	13:06'20.679
5	21.605	26.307	17.200	<b>25.137</b>	1'30.249	313,6	13:07'50.928
6	21.600	25.981	17.277	25.282	1'30.140	<b>319,1</b>	13:09'21.068
7	21.759	26.009	17.317	25.299	1'30.384	313,6	13:10'51.452
8	21.725	26.033	17.386	25.232	1'30.376	307,3	13:12'21.828
9	<b>21.495</b>	25.983	17.196	25.251	<b>1'29.925</b>	312,7	13:13'51.753
10	21.675	26.059	17.318	25.344	1'30.396	309,1	13:15'22.149
Race Time 15'09.451							

5° 14 S. LOWES (1'29.491)							
Lap	Seg1	Seg2	Seg3	Seg4	Lap Time	km/h	Local Time
1		26.698	17.290	25.169	1'37.308	240,9	13:01'50.006
2	21.535	25.967	17.222	25.058	1'29.782	<b>316,3</b>	13:03'19.788
3	21.494	25.947	17.306	25.030	1'29.777	314,5	13:04'49.565
4	21.485	26.031	17.261	<b>25.024</b>	1'29.801	314,5	13:06'19.366
5	21.309	<b>25.840</b>	17.235	25.157	1'29.541	311,8	13:07'48.907
6	21.529	25.850	<b>17.054</b>	25.195	1'29.628	309,1	13:09'18.535
7	<b>21.226</b>	25.907	17.159	25.239	1'29.531	310,9	13:10'48.066
8	21.340	25.882	17.287	25.178	1'29.687	309,1	13:12'17.753
9	21.389	25.919	17.242	25.222	1'29.772	310,9	13:13'47.525

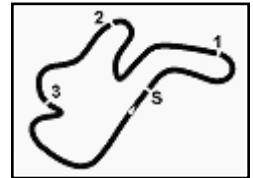
10° 87 R. GARDNER (1'29.896)							
Lap	Seg1	Seg2	Seg3	Seg4	Lap Time	km/h	Local Time
1		26.529	17.257	25.226	1'36.856	226,8	13:01'49.554
2	21.753	26.093	<b>17.133</b>	25.246	1'30.225	311,8	13:03'19.779
3	21.718	26.107	17.322	25.254	1'30.401	312,7	13:04'50.180
4	21.633	26.175	17.304	25.235	1'30.347	310,0	13:06'20.527
5	21.538	26.872	17.175	<b>25.194</b>	1'30.779	315,4	13:07'51.306
6	<b>21.456</b>	26.061	17.168	25.211	<b>1'29.896</b>	317,2	13:09'21.202
7	21.533	26.381	17.264	25.254	1'30.432	315,4	13:10'51.634

23/02/2025

P = Pits In/Out - C = Lap Time Cancelled

These data/results cannot be reproduced, stored and/or transmitted in whole or in part by any manner of electronic, mechanical, photocopying, recording, broadcasting or otherwise now known or herein after developed without the previous express consent by the copyright owner, except for reproduction in daily press and regular printed publications on sale to the public within 60 days of the event related to those data/results and always provided that copyright symbol appears together as follows below.

© DORNA WSBK ORGANIZATION Srl 2025



Phillip Island 4.445 m

**Australian Round, 21-23 February 2025**  
**Chronological Analysis Tissot Superpole Race**

Start at 13:00'12.698

2 / 3

8	21.679	26.144	17.277	25.300	1'30.400	307,3	13:12'22.034	6	<b>21.586</b>	<b>25.975</b>	17.400	25.285	<b>1'30.246</b>	<b>317,2</b>	13:09'25.981
9	21.491	<b>26.026</b>	17.193	25.367	1'30.077	<b>318,2</b>	13:13'52.111	7	21.672	26.159	17.447	25.339	1'30.617	315,4	13:10'56.598
10	21.518	26.080	17.260	25.519	1'30.377	311,8	13:15'22.488	8	21.705	26.064	<b>17.381</b>	25.370	1'30.520	313,6	13:12'27.118

Race Time 15'09.790

9	21.740	26.097	17.517	25.408	1'30.762	315,4	13:13'57.880	9	21.740	26.097	17.517	25.408	1'30.762	315,4	13:13'57.880
10	21.745	26.228	17.411	25.268	1'30.652	314,5	13:15'28.532	10	21.745	26.228	17.411	25.268	1'30.652	314,5	13:15'28.532

Race Time 15'15.834

**11° 97 X. VIERGE [1'30.006]**

Lap	Seg.1	Seg.2	Seg.3	Seg.4	Lap Time	km/h	Local Time
1		26.437	17.416	25.125	1'37.017	238,8	13:01'49.715
2	22.047	25.982	<b>17.281</b>	25.128	1'30.438	305,6	13:03'20.153
3	21.736	25.948	17.320	<b>25.002</b>	<b>1'30.006</b>	<b>319,1</b>	13:04'50.159
4	21.678	<b>25.879</b>	17.456	25.153	1'30.166	<b>319,1</b>	13:06'20.325
5	<b>21.582</b>	26.096	17.352	25.275	1'30.305	317,2	13:07'50.630
6	21.731	28.051	17.425	25.263	1'32.470	314,5	13:09'23.100
7	21.673	26.060	17.342	25.275	1'30.350	313,6	13:10'53.450
8	21.704	26.005	17.391	25.210	1'30.310	311,8	13:12'23.760
9	21.829	26.100	17.445	25.431	1'30.805	313,6	13:13'54.565
10	21.838	26.234	17.545	22.642	1'28.259C	310,9	13:15'22.824

Race Time 15'10.126

**16° 53 T. RABAT [1'30.831]**

Lap	Seg.1	Seg.2	Seg.3	Seg.4	Lap Time	km/h	Local Time
1		26.964	17.459	25.394	1'38.664	245,3	13:01'51.362
2	21.788	26.478	17.444	<b>25.363</b>	1'31.073	<b>316,3</b>	13:03'22.435
3	21.794	26.545	17.502	25.568	1'31.409	314,5	13:04'53.844
4	21.830	26.253	17.512	25.606	1'31.201	305,6	13:06'25.045
5	22.136	26.210	17.517	25.538	1'31.401	303,9	13:07'56.446
6	<b>21.717</b>	<b>26.191</b>	<b>17.428</b>	25.495	<b>1'30.831</b>	309,1	13:09'27.277
7	21.729	26.245	17.516	25.591	1'31.081	306,5	13:10'58.358
8	21.860	26.195	17.473	25.590	1'31.118	304,7	13:12'29.476
9	21.852	26.538	17.551	26.099	1'32.040	303,9	13:14'01.516
10	21.959	26.485	17.582	25.818	1'31.844	303,9	13:15'33.360

Race Time 15'20.662

**12° 77 D. AEGERTER [1'30.031]**

Lap	Seg.1	Seg.2	Seg.3	Seg.4	Lap Time	km/h	Local Time
1		26.834	17.401	25.327	1'37.967	238,8	13:01'50.665
2	21.831	26.168	<b>17.181</b>	25.192	1'30.372	<b>320,1</b>	13:03'21.037
3	21.515	26.083	17.293	25.283	1'30.174	318,2	13:04'51.211
4	21.467	26.125	17.182	25.257	<b>1'30.031</b>	319,1	13:06'21.242
5	<b>21.362</b>	26.127	17.257	25.285	<b>1'30.031</b>	318,2	13:07'51.273
6	21.566	26.156	17.197	<b>25.148</b>	1'30.067	316,3	13:09'21.340
7	21.583	26.360	17.310	25.188	1'30.441	317,2	13:10'51.781
8	21.644	26.198	17.259	25.369	1'30.470	310,9	13:12'22.251
9	21.500	26.243	17.251	25.247	1'30.241	316,3	13:13'52.492
10	21.509	<b>26.076</b>	17.315	25.432	1'30.332	319,1	13:15'22.824

Race Time 15'10.126

**17° 99 B. SOFUOGLU [1'31.097]**

Lap	Seg.1	Seg.2	Seg.3	Seg.4	Lap Time	km/h	Local Time
1		26.759	17.468	<b>25.476</b>	1'38.383	240,4	13:01'51.081
2	<b>21.829</b>	<b>26.250</b>	<b>17.410</b>	25.608	<b>1'31.097</b>	<b>313,6</b>	13:03'22.178
3	21.850	27.162	17.562	25.646	1'32.220	310,0	13:04'54.398
4	22.101	26.925	17.573	25.647	1'32.246	297,2	13:06'26.644
5	21.861	26.324	17.518	25.820	1'31.523	307,3	13:07'58.167
6	21.952	26.322	17.561	25.903	1'31.738	305,6	13:09'29.905
7	21.986	26.336	17.627	25.746	1'31.695	303,0	13:11'01.600
8	22.031	26.564	17.800	25.858	1'32.253	303,0	13:12'33.853
9	22.009	26.496	17.680	25.905	1'32.090	303,0	13:14'05.943
10	22.329	26.694	17.648	26.012	1'32.683	303,9	13:15'38.626

Race Time 15'25.928

**13° 1 T. RAZGATLIOGLU [1'29.625]**

Lap	Seg.1	Seg.2	Seg.3	Seg.4	Lap Time	km/h	Local Time
1		33.465	17.407	25.157	1'43.132	224,4	13:01'55.830
2	21.486	25.889	17.280	<b>25.011</b>	1'29.666	310,9	13:03'25.496
3	<b>21.385</b>	25.854	17.282	25.104	<b>1'29.625</b>	311,8	13:04'55.121
4	21.469	<b>25.840</b>	17.400	25.278	1'29.987	<b>315,4</b>	13:06'25.108
5	21.741	25.966	17.344	25.176	1'30.227	312,7	13:07'55.335
6	21.621	25.856	<b>17.270</b>	25.184	1'29.931	310,0	13:09'25.266
7	21.575	25.852	17.329	25.318	1'30.074	310,9	13:10'55.340
8	21.682	25.891	17.349	25.199	1'30.121	309,1	13:12'25.461
9	21.556	25.978	17.443	25.158	1'30.135	310,9	13:13'55.596
10	21.518	25.976	17.291	25.369	1'30.154	311,8	13:15'25.750

Race Time 15'13.052

**18° 95 T. MACKENZIE [1'32.266]**

Lap	Seg.1	Seg.2	Seg.3	Seg.4	Lap Time	km/h	Local Time
1		27.091	<b>17.569</b>	<b>25.611</b>	1'39.156	239,3	13:01'51.854
2	<b>21.869</b>	34.218	18.964	25.687	1'40.738	<b>312,7</b>	13:03'32.592
3	22.406	<b>26.342</b>	17.735	25.815	1'32.298	302,2	13:05'04.890
4	22.358	26.460	17.748	26.228	1'32.794	298,0	13:06'37.684
5	22.477	26.740	17.829	25.754	1'32.800	297,2	13:08'10.484
6	22.057	27.216	17.758	25.925	1'32.956	298,0	13:09'43.440
7	22.092	26.527	17.827	25.820	<b>1'32.266</b>	298,0	13:11'15.706
8	22.315	26.461	17.808	25.905	1'32.489	298,8	13:12'48.195
9	22.198	26.894	17.877	25.830	1'32.799	298,0	13:14'20.994
10	22.250	26.876	17.979	25.970	1'33.075	293,2	13:15'54.069

Race Time 15'41.371

**14° 60 M. VAN DER MARK [1'29.886]**

Lap	Seg.1	Seg.2	Seg.3	Seg.4	Lap Time	km/h	Local Time
1		26.046	17.316	25.377	1'36.210	233,1	13:01'48.908
2	21.757	25.975	17.253	<b>25.103</b>	1'30.088	303,9	13:03'18.996
3	21.527	<b>25.926</b>	<b>17.251</b>	25.182	<b>1'29.886</b>	314,5	13:04'48.882
4	21.617	26.473	17.517	25.271	1'30.878	312,7	13:06'19.760
5	<b>21.483</b>	26.058	17.370	25.352	1'30.263	<b>315,4</b>	13:07'50.023
6	21.491	25.975	17.381	25.430	1'30.277	310,0	13:09'20.300
7	21.664	26.103	17.373	25.792	1'30.932	307,3	13:10'51.232
8	21.666	26.092	17.452	25.306	1'30.516	308,2	13:12'21.748
9	21.835	26.185	17.318	25.250	1'30.588	311,8	13:13'52.336
10	21.978	26.953	17.982	26.645	1'33.558	312,7	13:15'25.894

Race Time 15'13.196

**19° 19 A. BAUTISTA [1'30.233]**

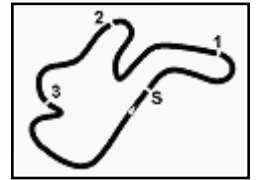
Lap	Seg.1	Seg.2	Seg.3	Seg.4	Lap Time	km/h	Local Time
1		35.007	17.381	<b>25.221</b>	1'44.623	235,2	13:01'57.321
2	<b>21.346</b>	28.181	1'00.727	25.751	2'16.005	<b>318,2</b>	13:04'13.326
3	21.655	26.380	17.466	25.551	1'31.052	315,4	13:05'44.378
4	21.629	26.278	17.374	25.415	1'30.696	317,2	13:07'15.074
5	21.465	26.046	17.296	25.426	<b>1'30.233</b>	316,3	13:08'45.307
6	21.533	26.073	17.328	25.584	1'30.518	317,2	13:10'15.825
7	21.480	<b>26.038</b>	<b>17.284</b>	25.539	1'30.341	315,4	13:11'46.166
8	21.472	26.143	17.388	25.540	1'30.543	316,3	13:13'16.709
9	21.495	26.233	17.388	25.468	1'30.584	316,3	13:14'47.293
10	21.542	26.209	17.465	25.339	1'30.555	315,4	13:16'17.848

Race Time 16'05.150

**15° 17 R. VICKERS [1'30.246]**

Lap	Seg.1	Seg.2	Seg.3	Seg.4	Lap Time	km/h	Local Time
1		28.697	17.521	25.479	1'40.257	243,6	13:0





Start at 13:00'12.698

4	<b>22.061</b>	36.191	18.744	26.139	1'43.135	<b>303,0</b>	13:07'03.069
5	22.158	26.626	<b>17.564</b>	25.775	1'32.123	298,8	13:08'35.192

Race Time 8'22.494

RET							
31 G. GERLOFF							
Lap	Seg1	Seg2	Seg3	Seg4	Lap Time	km/h	Local Time
1						<b>241,5</b>	13:00'41.184

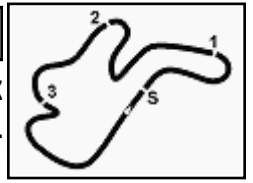
Race Time 9:97.32

23/02/2025 P = Pits In/Out - C = Lap Time Cancelled

These data/results cannot be reproduced, stored and/or transmitted in whole or in part by any manner of electronic, mechanical, photocopying, recording, broadcasting or otherwise now known or herein after developed without the previous express consent by the copyright owner, except for reproduction in daily press and regular printed publications on sale to the public within 60 days of the event related to those data/results and always provided that copyright symbol appears together as follows below.

© DORNA WSBK ORGANIZATION Srl 2025





## Australian Round, 21-23 February 2025

### Best Laps & Speeds

No.	Rider Bike	Nat	Best Lap		FP1		FP2		FP3		SP		RC1		WUP		SPRC	
			LL	SPD	LL	SPD	LL	SPD	LL	SPD	LL	SPD	LL	SPD	LL	SPD	LL	SPD
1	<b>11 N. BULEGA</b> Ducati Panigale V4R	ITA	<b>1'28.790</b>	94 325,8	1'28.922	12 315,4	<b>1'28.790</b>	24 318,2	1'28.903	13 <b>325,8</b>	1'28.824	9 321,0	1'29.345	20 322,0	1'28.956	6 318,2	1'28.914	10 314,5
2	<b>1 T. RAZGATLIOGLU</b> BMW M1000RR	TUR	<b>1'28.918</b>	83 326,8	1'29.779	13 314,5	1'29.599	16 313,6	1'29.106	9 <b>326,8</b>	<b>1'28.918</b>	8 324,9	1'30.053	20 <b>326,8</b>	1'29.498	7 315,4	1'29.625	10 315,4
3	<b>29 A. IANNONE</b> Ducati Panigale V4R	ITA	<b>1'29.033</b>	90 331,8	1'29.289	17 323,9	1'29.196	17 317,2	1'29.308	11 327,8	1'29.266	9 324,9	1'30.051	20 <b>331,8</b>	1'29.304	6 319,1	<b>1'29.033</b>	10 319,1
4	<b>19 A. BAUTISTA</b> Ducati Panigale V4R	ESP	<b>1'29.128</b>	98 329,8	1'29.515	21 319,1	1'29.610	22 316,3	<b>1'29.128</b>	10 323,9	1'29.520	9 325,8	1'29.933	20 <b>329,8</b>	1'30.377	6 319,1	1'30.233	10 318,2
5	<b>9 D. PETRUCCI</b> Ducati Panigale V4R	ITA	<b>1'29.226</b>	92 332,9	1'29.584	15 319,1	1'29.604	21 321,0	<b>1'29.226</b>	11 322,0	1'29.657	8 325,8	1'30.069	20 <b>332,9</b>	1'29.415	7 317,2	1'29.534	10 314,5
6	<b>22 A. LOWES</b> bimota KB998 Rimini	GBR	<b>1'29.303</b>	98 329,8	1'29.837	19 309,1	1'29.880	21 309,1	1'29.371	12 316,3	1'29.859	9 319,1	1'30.026	20 <b>329,8</b>	<b>1'29.303</b>	7 312,7	1'29.745	10 316,3
7	<b>14 S. LOWES</b> Ducati Panigale V4R	GBR	<b>1'29.307</b>	96 324,9	1'29.929	20 316,3	1'29.799	20 313,6	1'29.412	11 319,1	1'29.870	8 322,0	1'29.651	20 <b>324,9</b>	<b>1'29.307</b>	7 314,5	1'29.491	10 316,3
8	<b>45 S. REDDING</b> Ducati Panigale V4R	GBR	<b>1'29.500</b>	82 326,8	1'30.429	11 310,0	1'30.026	12 312,7	<b>1'29.500</b>	13 <b>326,8</b>	1'29.679	9 324,9	1'30.102	20 325,8	1'29.938	7 313,6	1'29.610	10 318,2
9	<b>87 R. GARDNER</b> Yamaha YZF R1	AUS	<b>1'29.565</b>	78 320,1	1'30.553	16 315,4	1'30.299	17 310,9	<b>1'29.565</b>	9 317,2	1'29.834	8 <b>320,1</b>	1'31.342	11 315,4	1'30.391	7 312,7	1'29.896	10 318,2
10	<b>47 A. BASSANI</b> bimota KB998 Rimini	ITA	<b>1'29.581</b>	88 330,8	1'29.916	14 311,8	1'30.117	17 310,0	<b>1'29.581</b>	11 320,1	1'29.970	9 323,9	1'30.205	20 <b>330,8</b>	1'29.936	7 311,8	1'29.925	10 319,1
11	<b>5 Y. MONTELLA</b> Ducati Panigale V4R	ITA	<b>1'29.628</b>	84 328,8	1'30.289	23 319,1	1'29.815	23 315,4	1'29.686	11 322,9	1'29.962	9 323,9		1 <b>328,8</b>	1'30.112	7 321,0	<b>1'29.628</b>	10 327,8
12	<b>77 D. AEGERTER</b> Yamaha YZF R1	SUI	<b>1'29.739</b>	97 325,8	<b>1'29.739</b>	24 314,5	1'30.676	17 308,2	1'30.215	10 319,1	1'30.099	9 320,1	1'30.687	20 <b>325,8</b>	1'30.154	7 320,1	1'30.031	10 320,1
13	<b>60 M. VAN DER MARK</b> BMW M1000RR	NED	<b>1'29.754</b>	76 325,8	1'30.132	18 316,3	1'30.059	19 313,6	1'30.155	13 323,9	<b>1'29.754</b>	8 322,0	1'30.453	8 <b>325,8</b>			1'29.886	10 315,4
14	<b>55 A. LOCATELLI</b> Yamaha YZF R1	ITA	<b>1'29.783</b>	93 327,8	1'29.849	17 319,1	1'30.105	20 311,8	1'29.982	10 320,1	<b>1'29.783</b>	10 322,9	1'30.295	20 <b>327,8</b>	1'29.919	6 309,1	1'29.790	10 319,1
15	<b>97 X. VIERGE</b> Honda CBR1000 RR-R	ESP	<b>1'29.924</b>	90 327,8	1'30.381	18 316,3	1'30.205	21 315,4	1'30.011	6 323,9	<b>1'29.924</b>	9 <b>327,8</b>	1'30.670	20 <b>327,8</b>	1'30.326	6 313,6	1'30.006	10 319,1
16	<b>49 T. NAGASHIMA</b> Honda CBR1000 RR-R	JPN	<b>1'30.113</b>	91 324,9	1'31.017	20 316,3	1'31.042	18 311,8	1'30.825	11 316,3	1'30.989	10 322,0	1'31.205	20 <b>324,9</b>	<b>1'30.113</b>	7 311,8	1'32.104	5 303,0
17	<b>31 G. GERLOFF</b> Kawasaki ZX-10RR	USA	<b>1'30.118</b>	80 326,8	1'30.395	19 316,3	1'30.193	26 316,3	1'30.470	13 322,0	1'30.768	9 322,9	1'30.920	6 <b>326,8</b>	<b>1'30.118</b>	7 311,8	241,5	
18	<b>17 R. VICKERS</b> Ducati Panigale V4R	GBR	<b>1'30.169</b>	87 323,9	1'30.560	16 318,2	<b>1'30.169</b>	17 317,2	1'30.237	8 <b>323,9</b>	1'30.292	9 322,9	1'31.187	20 322,9	1'30.388	7 321,0	1'30.246	10 317,2
19	<b>7 I. LECUONA</b> Honda CBR1000 RR-R	ESP	<b>1'30.196</b>	50 320,1	1'31.151	20 315,4	1'30.676	17 311,8	<b>1'30.196</b>	12 <b>320,1</b>		1 318,2						
20	<b>53 T. RABAT</b> Yamaha YZF R1	ESP	<b>1'30.650</b>	72 316,3	1'30.978	13 306,5	1'31.303	17 304,7	1'30.741	11 315,4	1'31.202	9 <b>316,3</b>	1'31.780	5 <b>316,3</b>	<b>1'30.650</b>	7 312,7	1'30.831	10 <b>316,3</b>
21	<b>95 T. MACKENZIE</b> Honda CBR1000 RR-R	GBR	<b>1'30.900</b>	72 323,9	1'31.459	11 306,5	1'31.445	6 310,9	<b>1'30.900</b>	10 314,5	1'31.790	9 322,0	1'32.001	20 <b>323,9</b>	1'31.198	6 309,1	1'32.266	10 312,7
22	<b>99 B. SOFUOGLU</b> Yamaha YZF R1	TUR	<b>1'30.901</b>	90 316,3	1'31.088	15 313,6	1'31.235	17 308,2	1'30.915	11 314,5	<b>1'30.901</b>	10 <b>316,3</b>	1'31.328	20 314,5	1'31.282	7 306,5	1'31.097	10 313,6
23	<b>21 Z. ZAIDI</b> Honda CBR1000 RR-R	MAS	<b>1'34.287</b>	62 317,2	1'37.039	17 301,3	1'35.407	18 303,0	1'34.679	11 312,7	1'34.445	9 <b>317,2</b>			<b>1'34.287</b>	7 303,0		

23/02/2025

These data/results cannot be reproduced, stored and/or transmitted in whole or in part by any manner of electronic, mechanical, photocopying, recording, broadcasting or otherwise now known or herein after developed without the previous express consent by the copyright owner, except for reproduction in daily press and regular printed publications on sale to the public within 60 days of the event related to those data/results and always provided that copyright symbol appears together as follows below.

© DORNA WSBK ORGANIZATION Srl 2025

FICR PERUGIA TIMING



## Australian Round, 21-23 February 2025

### Fastest Laps Tissot Superpole Race

No.	Rider	Nat	Team	Bike	Class	Lap	Time	Gap
1	<b>11</b> N. <b>BULEGA</b>	ITA	Aruba.it Racing - Ducati	Ducati Panigale V4R		3	<b>1'28.914</b>	
2	<b>29</b> A. <b>IANNONE</b>	ITA	Team Pata Go Eleven	Ducati Panigale V4R	IND	3	<b>1'29.033</b>	0.119
3	<b>14</b> S. <b>LOWES</b>	GBR	ELF Marc VDS Racing Team	Ducati Panigale V4R	IND	10	<b>1'29.491</b>	0.577
4	<b>9</b> D. <b>PETRUCCI</b>	ITA	Barni Spark Racing Team	Ducati Panigale V4R	IND	3	<b>1'29.534</b>	0.620
5	<b>45</b> S. <b>REDDING</b>	GBR	MGM BONDVO Racing	Ducati Panigale V4R	IND	3	<b>1'29.610</b>	0.696
6	<b>1</b> T. <b>RAZGATLIOGLU</b>	TUR	ROKiT BMW Motorrad WorldSBK Team	BMW M1000RR		3	<b>1'29.625</b>	0.711
7	<b>5</b> Y. <b>MONTELLA</b>	ITA	Barni Spark Racing Team	Ducati Panigale V4R	IND	6	<b>1'29.628</b>	0.714
8	<b>22</b> A. <b>LOWES</b>	GBR	bimota by Kawasaki Racing Team	bimota KB998 Rimini		6	<b>1'29.745</b>	0.831
9	<b>55</b> A. <b>LOCATELLI</b>	ITA	Pata Maxus Yamaha	Yamaha YZF R1		7	<b>1'29.790</b>	0.876
10	<b>60</b> M. <b>VAN DER MARK</b>	NED	ROKiT BMW Motorrad WorldSBK Team	BMW M1000RR		3	<b>1'29.886</b>	0.972
11	<b>87</b> R. <b>GARDNER</b>	AUS	GYTR GRT Yamaha WorldSBK Team	Yamaha YZF R1		6	<b>1'29.896</b>	0.982
12	<b>47</b> A. <b>BASSANI</b>	ITA	bimota by Kawasaki Racing Team	bimota KB998 Rimini		9	<b>1'29.925</b>	1.011
13	<b>97</b> X. <b>VIERGE</b>	ESP	Honda HRC	Honda CBR1000 RR-R		3	<b>1'30.006</b>	1.092
14	<b>77</b> D. <b>AEGERTER</b>	SUI	GYTR GRT Yamaha WorldSBK Team	Yamaha YZF R1		4	<b>1'30.031</b>	1.117
15	<b>19</b> A. <b>BAUTISTA</b>	ESP	Aruba.it Racing - Ducati	Ducati Panigale V4R		5	<b>1'30.233</b>	1.319
16	<b>17</b> R. <b>VICKERS</b>	GBR	Motocorsa Racing	Ducati Panigale V4R	IND	6	<b>1'30.246</b>	1.332
17	<b>53</b> T. <b>RABAT</b>	ESP	Yamaha Motoxrcing WorldSBK Team	Yamaha YZF R1	IND	6	<b>1'30.831</b>	1.917
18	<b>99</b> B. <b>SOFUOGLU</b>	TUR	Yamaha Motoxrcing WorldSBK Team	Yamaha YZF R1	IND	2	<b>1'31.097</b>	2.183
19	<b>49</b> T. <b>NAGASHIMA</b>	JPN	Honda HRC	Honda CBR1000 RR-R		3	<b>1'32.104</b>	3.190
20	<b>95</b> T. <b>MACKENZIE</b>	GBR	PETRONAS MIE Honda Racing Team	Honda CBR1000 RR-R	IND	7	<b>1'32.266</b>	3.352

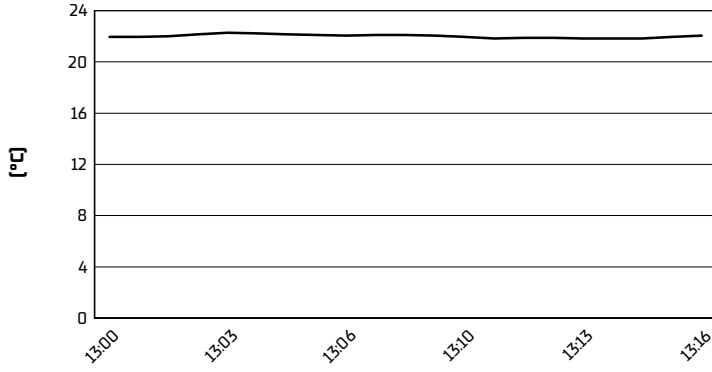
23/02/2025

These data/results cannot be reproduced, stored and/or transmitted in whole or in part by any manner of electronic, mechanical, photocopying, recording, broadcasting or otherwise now known or herein after developed without the previous express consent by the copyright owner, except for reproduction in daily press and regular printed publications on sale to the public within 60 days of the event related to those data/results and always provided that copyright symbol appears together as follows below.

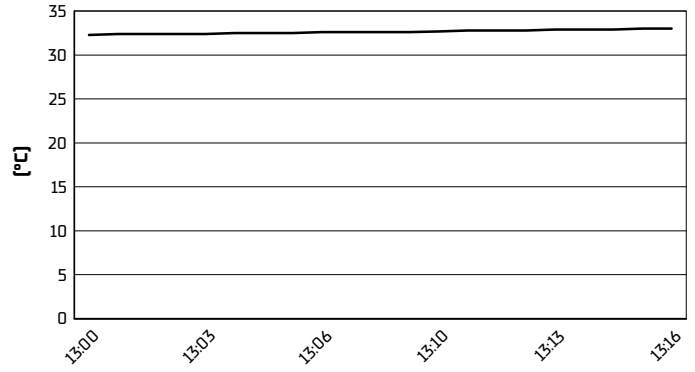
© DORNA WSBK ORGANIZATION Srl 2025

**Australian Round, 21-23 February 2025**  
**Weather Report Tissot Superpole Race**  
Session started 13:00 - Session ended 13:16

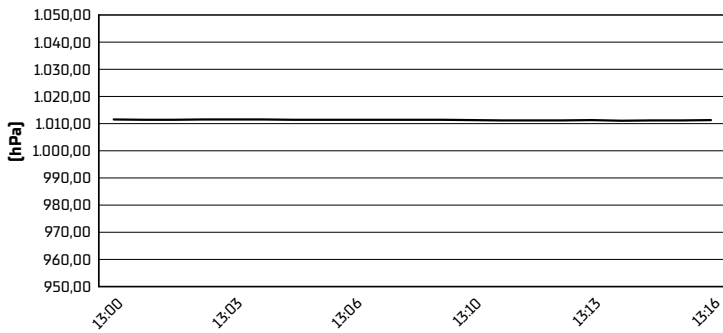
**Air Temperature**



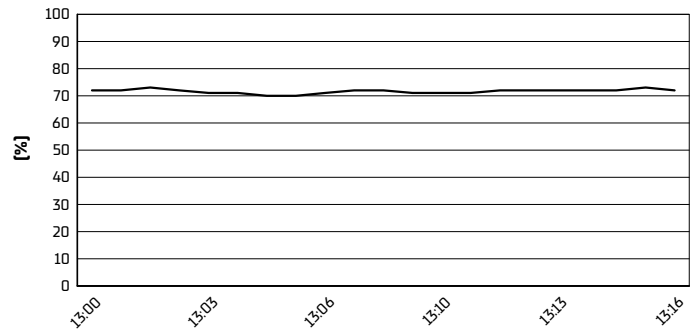
**Track Temperature**



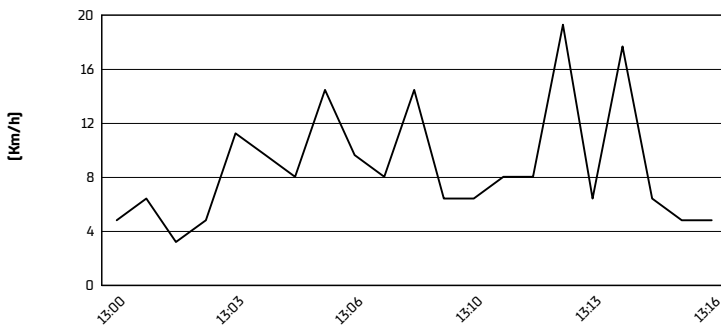
**Air Pressure**



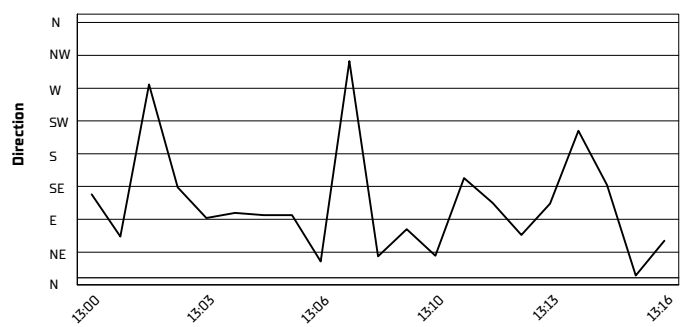
**Humidity**



**Wind Speed**



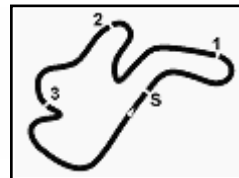
**Wind Direction**



23/02/2025

These data/results cannot be reproduced, stored and/or transmitted in whole or in part by any manner of electronic, mechanical, photocopying, recording, broadcasting or otherwise now known or herein after developed without the previous express consent by the copyright owner, except for reproduction in daily press and regular printed publications on sale to the public within 60 days of the event related to those data/results and always provided that copyright symbol appears together as follows below.

© DORNA WSBK ORGANIZATION Srl 2025



Phillip Island 4.445 m

## Australian Round, 21-23 February 2025

### Starting Grid - Race 2 (20 Laps x 4,445 km = 88,900 km)

1	1	<b>11</b> BULEGA N. Ducati	2	<b>29</b> IANNONE A. Ducati	3	<b>9</b> PETRUCCI D. Ducati
2	4	<b>45</b> REDDING S. Ducati	5	<b>14</b> LOWES S. Ducati	6	<b>55</b> LOCATELLI A. Yamaha
3	7	<b>22</b> LOWES A. bimota	8	<b>5</b> MONTELLA Y. Ducati	9	<b>47</b> BASSANI A. bimota
4	10	<b>1</b> RAZGATLIOGLU T. BMW	11	<b>19</b> BAUTISTA A. Ducati	12	<b>60</b> VAN DER MARK M. BMW
5	13	<b>87</b> GARDNER R. Yamaha	14	<b>97</b> VIERGE X. Honda	15	<b>77</b> AEGERTER D. Yamaha
6	16	<b>17</b> VICKERS R. Ducati	17	<b>31</b> GERLOFF G. Kawasaki	18	<b>99</b> SOFUOGLU B. Yamaha
7	19*	<b>49</b> NAGASHIMA T. Honda	20	<b>53</b> RABAT T. Yamaha	21	<b>95</b> MACKENZIE T. Honda

N.49 (Nagashima T.) has been penalized with a Long Lap Penalty - Irresponsible riding during SP Race

23/02/2025 The Race Director .....

\* = Penalized

These data/results cannot be reproduced, stored and/or transmitted in whole or in part by any manner of electronic, mechanical, photocopying, recording, broadcasting or otherwise now known or herein after developed without the previous express consent by the copyright owner, except for reproduction in daily press and regular printed publications on sale to the public within 60 days of the event related to those data/results and always provided that copyright symbol appears together as follows below. © DORNA WSBK ORGANIZATION Srl 2025