

Australian Round, 21-23 February 2025

Results Race 2

Laps 20 = 88,900 Km - Time of Race 30'55.414 - Avg. 172,490 km/h

1 / 3

Pos	Grid	No. Rider	Nat	Team	Bike	Class	LL	Gap	Rel.	Fastest Lap	Speed	Qualifying	Speed
1	1	11 N. BULEGA	ITA	Aruba.it Racing - Ducati	Ducati Panigale V4R		20			1'29.069	314,5	1'28.824	321,0
2	11	19 A. BAUTISTA	ESP	Aruba.it Racing - Ducati	Ducati Panigale V4R		20	2.603	2.603	1'28.836	323,9	1'29.520	325,8
3	2	29 A. IANNONE	ITA	Team Pata Go Eleven	Ducati Panigale V4R	IND	20	3.980	1.377	1'29.234	321,0	1'29.266	324,9
4	P 4	45 S. REDDING	GBR	MGM BONDVO Racing	Ducati Panigale V4R	IND	20	8.043	4.063	1'29.540	320,1	1'29.679	324,9
5	3	9 D. PETRUCCI	ITA	Barni Spark Racing Team	Ducati Panigale V4R	IND	20	10.009	1.966	1'29.445	321,0	1'29.657	325,8
6	5	14 S. LOWES	GBR	ELF Marc VDS Racing Team	Ducati Panigale V4R	IND	20	10.097	0.088	1'29.501	319,1	1'29.870	322,0
7	6	55 A. LOCATELLI	ITA	Pata Maxus Yamaha	Yamaha YZF R1		20	11.083	0.986	1'29.776	319,1	1'29.783	322,9
8	7	22 A. LOWES	GBR	bimota by Kawasaki Racing Team	bimota KB998 Rimini		20	11.180	0.097	1'29.566	319,1	1'29.859	319,1
9	8	5 Y. MONTELLA	ITA	Barni Spark Racing Team	Ducati Panigale V4R	IND	20	11.202	0.022	1'29.656	325,8	1'29.962	323,9
10	P 9	47 A. BASSANI	ITA	bimota by Kawasaki Racing Team	bimota KB998 Rimini		20	11.918	0.716	1'29.551	321,0	1'29.970	323,9
11	14	97 X. VIERGE	ESP	Honda HRC	Honda CBR1000 RR-R		20	18.472	6.554	1'29.876	321,0	1'29.924	327,8
12	15	77 D. AEGERTER	SUI	GYTR GRT Yamaha WorldSBK Team	Yamaha YZF R1		20	18.507	0.035	1'29.853	319,1	1'30.099	320,1
13	17	31 G. GERLOFF	USA	Kawasaki WorldSBK Team	Kawasaki ZX-10RR		20	25.853	7.346	1'30.327	321,0	1'30.768	322,9
14	12	60 M. VAN DER MARK	NED	ROKIT BMW Motorrad WorldSBK Team	BMW M1000RR		20	25.891	0.038	1'30.023	320,1	1'29.754	322,0
15	16	17 R. VICKERS	GBR	Motocorsa Racing	Ducati Panigale V4R	IND	20	29.402	3.511	1'30.097	319,1	1'30.292	322,9
16	18	99 B. SOFUOGLU	TUR	Yamaha Motoxrcing WorldSBK Team	Yamaha YZF R1	IND	20	41.810	12.408	1'31.051	312,7	1'30.901	316,3
17	P 20	53 T. RABAT	ESP	Yamaha Motoxrcing WorldSBK Team	Yamaha YZF R1	IND	20	43.805	1.995	1'30.920	312,7	1'31.202	316,3
18	19	49 T. NAGASHIMA	JPN	Honda HRC	Honda CBR1000 RR-R		20	51.209	7.404	1'30.982	312,7	1'30.989	322,0
-----Not Classified-----													
RET	13	87 R. GARDNER	AUS	GYTR GRT Yamaha WorldSBK Team	Yamaha YZF R1		16	4 Laps		1'30.317	313,6	1'29.834	320,1
RET	10	1 T. RAZGATLIOGLU	TUR	ROKIT BMW Motorrad WorldSBK Team	BMW M1000RR		10	10 Laps		1'29.360	322,0	1'28.918	324,9
RET	21	95 T. MACKENZIE	GBR	PETRONAS MIE Honda Racing Team	Honda CBR1000 RR-R	IND	6	14 Laps		1'31.059	313,6	1'31.790	322,0

AIR	Humidity:	58%	Temp:	22°C
TRACK	Condition:	Dry	Temp:	36°C

Records	Pole [SP]	2024	N.Bulega	1'27.916	182,015 Km/h
	Race [RC1]	2024	N.Bulega	1'28.564	180,683 Km/h
	All Times [SP]	2024	N.Bulega	1'27.916	182,015 Km/h
Race Fastest Lap		Lap 11	A.Bautista	1'28.836	180,130 Km/h

LAP LEADERS					
No. Rider	From	To	Laps	Total	
11 N. BULEGA	1	9	9		
17 R. VICKERS	10	10	1	1	
11 N. BULEGA	11	20	10	19	

TOTAL LEADER LAPS		
No. Rider	Laps	
11 N. BULEGA	47	
1 T. RAZGATLIOGLU	1	
17 R. VICKERS	1	
22 A. LOWES	1	

Start 23/02/2025 16:00 End 16:32 The results are provisional until the end of the time limit for protests and appeals and the completion of the technical checks.

These data/results cannot be reproduced, stored and/or transmitted in whole or in part by any manner of electronic, mechanical, photocopying, recording, broadcasting or otherwise now known or herein after developed without the previous express consent by the copyright owner, except for reproduction in daily press and regular printed publications on sale to the public within 60 days of the event related to those data/results and always provided that copyright symbol appears together as follows below.

© DORNA WSBK ORGANIZATION Srl 2025

Australian Round, 21-23 February 2025

Results Race 2

Race Highlights

Time	No. Rider	Description
15.00.00		Official Ambient Air Temperature 23.2°C - Humidity 59% - Atmospheric Pressure 1012.2mbar - Fuel flow limit 46.9kg/h
15.00.05		Calculated Real Pressure 1006.6mbar
15.40.00		Sighting Lap Started
15.57.56		Warm Up Lap Started
16.00.17		Start of Session
16.00.54	49 T. NAGASHIMA	#49 Long Lap Penalty - Irresponsible Riding
16.02.27	49 T. NAGASHIMA	#49 Long Lap Penalty Completed
16.02.59		No Jump Starts
16.09.45	17 R. VICKERS	#17 On Asphalt - Rejoined - Turn 1
16.10.31	95 T. MACKENZIE	#95 Crashed - Turn 6
16.12.44	1 T. RAZGATLIOGLU	#1 must drop 1 position - irresponsible riding
16.13.37	29 A. IANNONE	#29 Entered Pit Lane
16.13.39	19 A. BAUTISTA	#19 Entered Pit Lane
16.13.39	45 S. REDDING	#45 Entered Pit Lane
16.13.41	9 D. PETRUCCI	#9 Entered Pit Lane
16.13.42	95 T. MACKENZIE	#95 Not Actively Competing
16.13.42	14 S. LOWES	#14 Entered Pit Lane
16.13.43	22 A. LOWES	#22 Entered Pit Lane
16.13.45	47 A. BASSANI	#47 Entered Pit Lane
16.13.45	97 X. VIERGE	#97 Entered Pit Lane
16.13.52	87 R. GARDNER	#87 Entered Pit Lane
16.14.41	29 A. IANNONE	#29 Exited Pit Lane
16.14.41	45 S. REDDING	#45 Exited Pit Lane
16.14.43	19 A. BAUTISTA	#19 Exited Pit Lane
16.14.45	9 D. PETRUCCI	#9 Exited Pit Lane
16.14.45	14 S. LOWES	#14 Exited Pit Lane
16.14.46	22 A. LOWES	#22 Exited Pit Lane
16.14.48	47 A. BASSANI	#47 Exited Pit Lane
16.14.49	97 X. VIERGE	#97 Exited Pit Lane
16.14.55	87 R. GARDNER	#87 Exited Pit Lane
16.15.05	11 N. BULEGA	#11 Entered Pit Lane
16.15.12	1 T. RAZGATLIOGLU	#1 Entered Pit Lane
16.15.12	5 Y. MONTELLA	#5 Entered Pit Lane
16.15.13	55 A. LOCATELLI	#55 Entered Pit Lane
16.15.15	77 D. AEGERTER	#77 Entered Pit Lane
16.15.17	60 M. VAN DER MARK	#60 Entered Pit Lane
16.15.20	31 G. GERLOFF	#31 Entered Pit Lane
16.15.34	49 T. NAGASHIMA	#49 Entered Pit Lane
16.16.08	11 N. BULEGA	#11 Exited Pit Lane
16.16.15	1 T. RAZGATLIOGLU	#1 Exited Pit Lane
16.16.16	55 A. LOCATELLI	#55 Exited Pit Lane
16.16.16	5 Y. MONTELLA	#5 Exited Pit Lane
16.16.18	77 D. AEGERTER	#77 Exited Pit Lane
16.16.21	60 M. VAN DER MARK	#60 Exited Pit Lane
16.16.24	31 G. GERLOFF	#31 Exited Pit Lane
16.16.30	47 A. BASSANI	#47 Penalized at the end by 0.505 for pit intervention time infringement
16.16.38	49 T. NAGASHIMA	#49 Exited Pit Lane
16.16.55	17 R. VICKERS	#17 Entered Pit Lane
16.16.58	53 T. RABAT	#53 Entered Pit Lane
16.16.58	99 B. SOFUOGLU	#99 Entered Pit Lane
16.17.17	45 S. REDDING	#45 Penalized at the end by 2.905 for pit intervention time infringement
16.17.47	1 T. RAZGATLIOGLU	#1 Entered Pit Lane
16.17.59	17 R. VICKERS	#17 Exited Pit Lane
16.18.00	53 T. RABAT	#53 Exited Pit Lane
16.18.01	99 B. SOFUOGLU	#99 Exited Pit Lane
16.18.32	1 T. RAZGATLIOGLU	#1 Retired
16.20.21	53 T. RABAT	#53 Penalized at the end by 2.000 for pit intervention time infringement
16.20.45		2/3 of Race Distance Completed

23/02/2025 16:00 16:32 The results are provisional until the end of the time limit for protests and appeals and the completion of the technical checks.

These data/results cannot be reproduced, stored and/or transmitted in whole or in part by any manner of electronic, mechanical, photocopying, recording, broadcasting or otherwise now known or herein after developed without the previous express consent by the copyright owner, except for reproduction in daily press and regular printed publications on sale to the public within 60 days of the event related to those data/results and always provided that copyright symbol appears together as follows below.

© DORNA WSBK ORGANIZATION Srl 2025

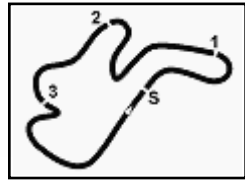
Australian Round, 21-23 February 2025
Results Race 2

16.25.54	87 R. GARDNER	#87 Crashed - Turn 1
16.26.27	87 R. GARDNER	#87 Not Actively Competing
16.31.57		Podium Confirmed
16.32.06		All penalties applied
16.32.46		End of Session

Start End The results are provisional until the end of the time limit for protests and appeals
23/02/2025 16:00 16:32 and the completion of the technical checks.

These data/results cannot be reproduced, stored and/or transmitted in whole or in part by any manner of electronic, mechanical, photocopying, recording, broadcasting or otherwise now known or herein after developed without the previous express consent by the copyright owner, except for reproduction in daily press and regular printed publications on sale to the public within 60 days of the event related to those data/results and always provided that copyright symbol appears together as follows below.

© DORNA WSBK ORGANIZATION Srl 2025



Phillip Island 4.445 m

Australian Round, 21-23 February 2025 Riders Standings

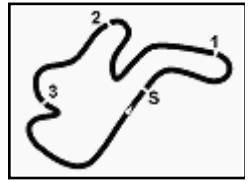
1 / 2

	Points	Points From First	Points From Previous	February 23 PHILLIP ISLAND	March 23 PORTIMAO	April 13 ASSEN	May 4 CREMONA	May 18 MOST	June 15 MISANO	July 13 DONINGTON	July 27 BALATON	September 7 MAGNY-COURS	September 28 ARAGON	October 12 ESTORIL	October 19 JEREZ			
1 BULEGA Nicolo (ITA)	62			25 25 12														
2 BAUTISTA Alvaro (ESP)	36	26		16 20														
3 IANNONE Andrea (ITA)	35	27	1	10 16 9														
4 PETRUCCI Danilo (ITA)	31	31	4	13 11 7														
5 REDDING Scott (GBR)	30	32	1	11 13 6														
6 LOCATELLI Andrea (ITA)	22	40	8	9 9 4														
7 LOWES Sam (GBR)	21	41	1	6 10 5														
8 RAZGATLIOGLU Toprak (TUR)	20	42	1	20														
9 LOWES Alex (GBR)	19	43	1	8 8 3														
10 BASSANI Axel (ITA)	14	48	5	7 6 1														
11 VIERGE Xavi (ESP)	10	52	4	5 5														
12 MONTELLA Yari (ITA)	9	53	1	7 2														
13 AEGERTER Dominique (SUI)	8	54	1	4 4														
14 VICKERS Ryan (GBR)	4	58	4	3 1														
15 GERLOFF Garrett (USA)	3	59	1	3														
16 VAN DER MARK Michael (NED)	2	60	1	2														
17 NAGASHIMA Tetsuta (JPN)	2	60	0	2														
18 SOFUOGLU Bahattin (TUR)	1	61	1	1														

23/02/2025 First Line: Race 1 & 2 - Second Line: Tissot Superpole Race

These data/results cannot be reproduced, stored and/or transmitted in whole or in part by any manner of electronic, mechanical, photocopying, recording, broadcasting or otherwise now known or herein after developed without the previous express consent by the copyright owner, except for reproduction in daily press and regular printed publications on sale to the public within 60 days of the event related to those data/results and always provided that copyright symbol appears together as follows below.

© DORNA WSBK ORGANIZATION Srl 2025



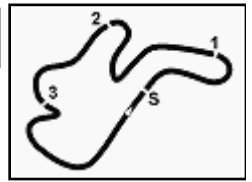
Australian Round, 21-23 February 2025
Riders Standings

	Points	Points From First	Points From Previous	February 23	March 23	April 13	May 4	May 18	June 15	July 13	July 27	September 7	September 28	October 12	October 19			
				PHILLIP ISLAND	PORTIMAO	ASSEN	CREMONA	MOST	MISANO	DONINGTON	BALATON	MAGNY-COURS	ARAGON	ESTORIL	JEREZ			
Independent Riders																		
1	IANNONE Andrea [ITA]	35		10	16													
				9														
2	PETRUCCI Danilo [ITA]	31	4	13	11													
				7														
3	REDDING Scott [GBR]	30	5	11	13													
			1	6	6													
4	LOWES Sam [GBR]	21	14	6	10													
			9	5	5													
5	MONTELLA Yari [ITA]	9	26	7	7													
			12	2	2													
6	VICKERS Ryan [GBR]	4	31	3	1													
			5	1	1													
7	SOFUOGLU Bahattin [TUR]	1	34	1	1													
			3															

23/02/2025 First Line: Race 1 & 2 - Second Line: Tissot Superpole Race

These data/results cannot be reproduced, stored and/or transmitted in whole or in part by any manner of electronic, mechanical, photocopying, recording, broadcasting or otherwise now known or herein after developed without the previous express consent by the copyright owner, except for reproduction in daily press and regular printed publications on sale to the public within 60 days of the event related to those data/results and always provided that copyright symbol appears together as follows below.

© DORNA WSBK ORGANIZATION Srl 2025



Phillip Island 4.445 m

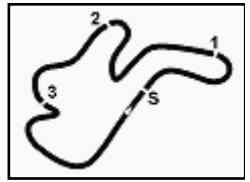
Australian Round, 21-23 February 2025
Manufacturers Standings

	Points	Points From First	Points From Previous	February 23 PHILLIP ISLAND	March 23 PORTIMAO	April 13 ASSEN	May 4 CREMONA	May 18 MOST	June 15 MISANO	July 13 DONINGTON	July 27 BALATON	September 7 MAGNY-COURS	September 28 ARAGON	October 12 ESTORIL	October 19 JEREZ			
1 DUCATI	62			25 25														
2 BMW	22	40		20 2														
3 YAMAHA	22	40	0	9 9														
4 BIMOTA	19	43	3	8 8														
5 HONDA	10	52	9	5 5														
6 KAWASAKI	3	59	7	3														

23/02/2025 First Line: Race 1 & 2 - Second Line: Tissot Superpole Race

These data/results cannot be reproduced, stored and/or transmitted in whole or in part by any manner of electronic, mechanical, photocopying, recording, broadcasting or otherwise now known or herein after developed without the previous express consent by the copyright owner, except for reproduction in daily press and regular printed publications on sale to the public within 60 days of the event related to those data/results and always provided that copyright symbol appears together as follows below.

© DORNA WSBK ORGANIZATION Srl 2025



Australian Round, 21-23 February 2025

Teams Standings

	February 23 PHILLIP ISLAND	March 23 PORTIMAO	April 13 ASSEN	May 4 CREMONA	May 18 MOST	June 15 MISANO	July 13 DONINGTON	July 27 BALATON	September 7 MAGNY-COURS	September 28 ARAGON	October 12 ESTORIL	October 19 JEREZ								
1 Aruba.it Racing - Ducati	98																			
BULEGA Nicolo	62	25 12	25																	
BAUTISTA Alvaro	36	16	20																	
2 Barni Spark Racing Team	40 [-58]																			
PETRUCCI Danilo	31	13 7	11																	
MONTELLA Yari	9	7 2																		
3 Team Pata Go Eleven	35 [-63]																			
IANNONE Andrea	35	10 9	16																	
4 bimota by Kawasaki Racing Team	33 [-65]																			
LOWES Alex	19	8 3	8																	
BASSANI Axel	14	7 1	6																	
5 MGM BONOVO Racing	30 [-68]																			
REDDING Scott	30	11 6	13																	
6 Pata Maxus Yamaha	22 [-76]																			
LOCATELLI Andrea	22	9 4	9																	
7 ROKIT BMW Motorrad WorldSBK Team	22 [-76]																			
RAZGATLIOGLU Toprak	20	20																		
VAN DER MARK Michael	2	2																		
8 ELF Marc VDS Racing Team	21 [-77]																			
LOWES Sam	21	6 5	10																	
9 Honda HRC	12 [-86]																			
VIERGE Xavi	10	5	5																	
NAGASHIMA Tetsuta	2	2																		
10 GYTR GRT Yamaha WorldSBK Team	8 [-90]																			
AEGERTER Dominique	8	4	4																	
11 Motocorsa Racing	4 [-94]																			
VICKERS Ryan	4	3	1																	
12 Kawasaki WorldSBK Team	3 [-95]																			
GERLOFF Garrett	3	3																		
13 Yamaha Motoxrcing WorldSBK Team	1 [-97]																			
SOFUOGLU Bahattin	1	1																		

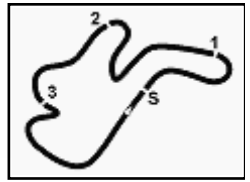
23/02/2025

These data/results cannot be reproduced, stored and/or transmitted in whole or in part by any manner of electronic, mechanical, photocopying, recording, broadcasting or otherwise now known or herein after developed without the previous express consent by the copyright owner, except for reproduction in daily press and regular printed publications on sale to the public within 60 days of the event related to those data/results and always provided that copyright symbol appears together as follows below.

© DORNA WSBK ORGANIZATION Srl 2025

FICR PERUGIA TIMING





Australian Round, 21-23 February 2025

Teams Standings

	February 23 PHILLIP ISLAND	March 23 PORTIMAO	April 13 ASSEN	May 4 CREMONA	May 18 MOST	June 15 MISANO	July 13 DONINGTON	July 27 BALATON	September 7 MAGNY-COURS	September 28 ARAGON	October 12 ESTORIL	October 19 JEREZ		
Referent Teams														
1 Aruba.it Racing - Ducati	98													
BULEGA Nicolo	62	25 12	25											
BAUTISTA Alvaro	36	16	20											
2 bimota by Kawasaki Racing Team	33 [-65]													
LOWES Alex	19	8 3	8											
BASSANI Axel	14	7 1	6											
3 Pata Maxus Yamaha	22 [-76]													
LOCATELLI Andrea	22	9 4	9											
4 ROKIT BMW Motorrad WorldSBK Team	22 [-76]													
RAZGATLIOGLU Toprak	20	20												
VAN DER MARK Michael	2		2											
5 Honda HRC	12 [-86]													
VIERGE Xavi	10	5	5											
NAGASHIMA Tetsuta	2	2												
6 GYTR GRT Yamaha WorldSBK Team	8 [-90]													
AEGERTER Dominique	8	4	4											
7 Kawasaki WorldSBK Team	3 [-95]													
GERLDOFF Garrett	3		3											

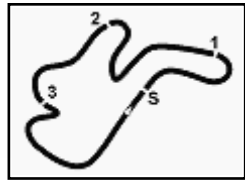
23/02/2025

These data/results cannot be reproduced, stored and/or transmitted in whole or in part by any manner of electronic, mechanical, photocopying, recording, broadcasting or otherwise now known or herein after developed without the previous express consent by the copyright owner, except for reproduction in daily press and regular printed publications on sale to the public within 60 days of the event related to those data/results and always provided that copyright symbol appears together as follows below.

© DORNA WSBK ORGANIZATION Srl 2025

FICR PERUGIA TIMING





Australian Round, 21-23 February 2025

Teams Standings

	February 23 PHILLIP ISLAND	March 23 PORTIMAO	April 13 ASSEN	May 4 CREMONA	May 18 MOST	June 15 MISANO	July 13 DONINGTON	July 27 BALATON	September 7 MAGNY-COURS	September 28 ARAGON	October 12 ESTORIL	October 19 JEREZ		
--	--------------------------------------	-----------------------------	--------------------------	-------------------------	-----------------------	--------------------------	-----------------------------	---------------------------	-----------------------------------	-------------------------------	------------------------------	----------------------------	--	--

Independent Teams														
1 Barni Spark Racing Team		40												
PETRUCCI Danilo	31	13	11											
MONTELLA Yari	9	7	2											
2 Team Pata Go Eleven		35 [-5]												
IANNONE Andrea	35	10	16											
		9												
3 MGM BONDOVO Racing		30 [-10]												
REDDING Scott	30	11	13											
		6												
4 ELF Marc VDS Racing Team		21 [-19]												
LOWES Sam	21	6	10											
		5												
5 Motocorsa Racing		4 [-36]												
VICKERS Ryan	4	3	1											
6 Yamaha Motoxrcing WorldSBK Team		1 [-39]												
SOFUOGLU Bahattin	1	1												

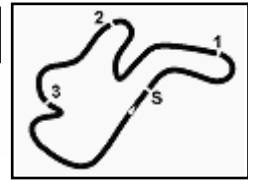
23/02/2025

These data/results cannot be reproduced, stored and/or transmitted in whole or in part by any manner of electronic, mechanical, photocopying, recording, broadcasting or otherwise now known or herein after developed without the previous express consent by the copyright owner, except for reproduction in daily press and regular printed publications on sale to the public within 60 days of the event related to those data/results and always provided that copyright symbol appears together as follows below.

© DORNA WSBK ORGANIZATION Srl 2025

FICR PERUGIA TIMING





Phillip Island 4.445 m

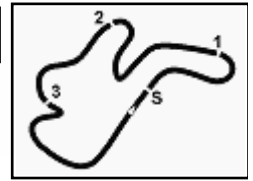
Australian Round, 21-23 February 2025
Pirelli Best Lap Award

	Points	Points From First	Points From Previous	February 23 PHILLIP ISLAND	March 23 PORTIMAO	April 13 ASSEN	May 4 CREMONA	May 18 MOST	June 15 MISANO	July 13 DONINGTON	July 27 BALATON	September 7 MAGNY-COURS	September 28 ARAGON	October 12 ESTORIL	October 19 JEREZ			
1 BAUTISTA Alvaro (ESP)	1			1														
2 BULEGA Nicolo (ITA)	1	0		1														

23/02/2025 First Line: Race 1 & 2

These data/results cannot be reproduced, stored and/or transmitted in whole or in part by any manner of electronic, mechanical, photocopying, recording, broadcasting or otherwise now known or herein after developed without the previous express consent by the copyright owner, except for reproduction in daily press and regular printed publications on sale to the public within 60 days of the event related to those data/results and always provided that copyright symbol appears together as follows below.

© DORNA WSBK ORGANIZATION Srl 2025



Phillip Island 4.445 m

Australian Round, 21-23 February 2025

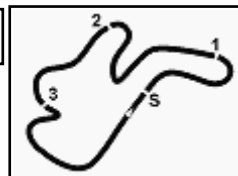
Best Finish Award Race 2

	Points	Points From First	Points From Previous	February 23 PHILLIP ISLAND	March 23 PORTIMAO	April 13 ASSEN	May 4 CREMONA	May 18 MOST	June 15 MISANO	July 13 DONINGTON	July 27 BALATON	September 7 MAGNY-COURS	September 28 ARAGON	October 12 ESTORIL	October 19 JEREZ			
1 BAUTISTA Alvaro (ESP)	10			<u>1</u> <u>9</u> 3 2														
2 NAGASHIMA Tetsuta (JPN)	6	4		5 1 14 18														
3 AEGERTER Dominique (SUI)	6	4	0	3 3 12 12														
4 BASSANI Axel (ITA)	5	5	1	5 9														
5 MACKENZIE Tarran (GBR)	5	5	0	5 16														
6 GERLOFF Garrett (USA)	4	6	1	4 13														
7 RABAT Tito (ESP)	4	6	0	4 17														
8 VIERGE Xavi (ESP)	4	6	0	1 3 11 11														
9 SOFUOGLU Bahattin (TUR)	4	6	0	3 1 15 16														
10 VICKERS Ryan (GBR)	4	6	0	3 1 13 15														
11 LOWES Alex (GBR)	2	8	2	2 8														
12 LOCATELLI Andrea (ITA)	1	9	1	1 7														
13 LOWES Sam (GBR)	1	9	0	1 10														
14 PETRUCCI Danilo (ITA)	1	9	0	1 4														
15 REDDING Scott (GBR)	1	9	0	1 5														

23/02/2025 First Line: Gained Positions - Second Line: Race Position - Underline: Best Finisher

These data/results cannot be reproduced, stored and/or transmitted in whole or in part by any manner of electronic, mechanical, photocopying, recording, broadcasting or otherwise now known or herein after developed without the previous express consent by the copyright owner, except for reproduction in daily press and regular printed publications on sale to the public within 60 days of the event related to those data/results and always provided that copyright symbol appears together as follows below.

© DORNA WSBK ORGANIZATION Srl 2025



Phillip Island 4.445 m

Australian Round, 21-23 February 2025

Best Sectors & Speed Race 2

RESULTS			
1	11 N. BULEGA	Ducati Panigale V4R	Laps 20
2	19 A. BAUTISTA	Ducati Panigale V4R	2.603
3	29 A. IANNONE	Ducati Panigale V4R	3.980
4	45 S. REDDING	Ducati Panigale V4R	8.043
5	9 D. PETRUCCI	Ducati Panigale V4R	10.009
6	14 S. LOWES	Ducati Panigale V4R	10.097
7	55 A. LOCATELLI	Yamaha YZF R1	11.083
8	22 A. LOWES	bimota KB998 Rimini	11.180
9	5 Y. MONTELLA	Ducati Panigale V4R	11.202
10	47 A. BASSANI	bimota KB998 Rimini	11.918
11	97 X. VIERGE	Honda CBR1000 RR-R	18.472
12	77 D. AEGERTER	Yamaha YZF R1	18.507
13	31 G. GERLOFF	Kawasaki ZX-10RR	25.853
14	60 M. VAN DER MARK	BMW M1000RR	25.891
15	17 R. VICKERS	Ducati Panigale V4R	29.402
16	99 B. SOFUOGLU	Yamaha YZF R1	41.810
17	53 T. RABAT	Yamaha YZF R1	43.805
18	49 T. NAGASHIMA	Honda CBR1000 RR-R	51.209
RET	87 R. GARDNER	Yamaha YZF R1	4 Laps
RET	1 T. RAZGATLIOGLU	BMW M1000RR	10 Laps
RET	95 T. MACKENZIE	Honda CBR1000 RR-R	14 Laps

SPEED			
1	5 Y. MONTELLA	Ducati Panigale V4R	325,8
2	19 A. BAUTISTA	Ducati Panigale V4R	323,9
3	1 T. RAZGATLIOGLU	BMW M1000RR	322,0
4	47 A. BASSANI	bimota KB998 Rimini	321,0
5	97 X. VIERGE	Honda CBR1000 RR-R	321,0
6	9 D. PETRUCCI	Ducati Panigale V4R	321,0
7	31 G. GERLOFF	Kawasaki ZX-10RR	321,0
8	29 A. IANNONE	Ducati Panigale V4R	321,0
9	45 S. REDDING	Ducati Panigale V4R	320,1
10	60 M. VAN DER MARK	BMW M1000RR	320,1
11	14 S. LOWES	Ducati Panigale V4R	319,1
12	55 A. LOCATELLI	Yamaha YZF R1	319,1
13	22 A. LOWES	bimota KB998 Rimini	319,1
14	77 D. AEGERTER	Yamaha YZF R1	319,1
15	17 R. VICKERS	Ducati Panigale V4R	319,1
16	11 N. BULEGA	Ducati Panigale V4R	314,5
17	95 T. MACKENZIE	Honda CBR1000 RR-R	313,6
18	87 R. GARDNER	Yamaha YZF R1	313,6
19	49 T. NAGASHIMA	Honda CBR1000 RR-R	312,7
20	99 B. SOFUOGLU	Yamaha YZF R1	312,7
21	53 T. RABAT	Yamaha YZF R1	312,7

SEG. 1			SEG. 2			SEG. 3			SEG. 4		
1	19 A. BAUTISTA	21.252	1	11 N. BULEGA	25.689	1	19 A. BAUTISTA	16.987	1	19 A. BAUTISTA	24.808
2	14 S. LOWES	21.270	2	29 A. IANNONE	25.725	2	11 N. BULEGA	17.002	2	1 T. RAZGATLIOGLU	24.889
3	29 A. IANNONE	21.297	3	1 T. RAZGATLIOGLU	25.747	3	47 A. BASSANI	17.028	3	11 N. BULEGA	24.915
4	11 N. BULEGA	21.307	4	19 A. BAUTISTA	25.778	4	14 S. LOWES	17.039	4	29 A. IANNONE	24.971
5	77 D. AEGERTER	21.307	5	45 S. REDDING	25.812	5	29 A. IANNONE	17.065	5	47 A. BASSANI	24.992
6	5 Y. MONTELLA	21.313	6	22 A. LOWES	25.838	6	22 A. LOWES	17.072	6	14 S. LOWES	25.012
7	9 D. PETRUCCI	21.347	7	9 D. PETRUCCI	25.856	7	45 S. REDDING	17.075	7	5 Y. MONTELLA	25.020
8	55 A. LOCATELLI	21.392	8	14 S. LOWES	25.871	8	5 Y. MONTELLA	17.080	8	9 D. PETRUCCI	25.030
9	45 S. REDDING	21.404	9	47 A. BASSANI	25.873	9	9 D. PETRUCCI	17.102	9	45 S. REDDING	25.059
10	1 T. RAZGATLIOGLU	21.422	10	55 A. LOCATELLI	25.885	10	1 T. RAZGATLIOGLU	17.120	10	22 A. LOWES	25.065
11	47 A. BASSANI	21.426	11	17 R. VICKERS	25.923	11	77 D. AEGERTER	17.131	11	97 X. VIERGE	25.100
12	97 X. VIERGE	21.427	12	5 Y. MONTELLA	25.934	12	55 A. LOCATELLI	17.176	12	55 A. LOCATELLI	25.111
13	60 M. VAN DER MARK	21.459	13	77 D. AEGERTER	25.956	13	87 R. GARDNER	17.215	13	17 R. VICKERS	25.158
14	22 A. LOWES	21.464	14	97 X. VIERGE	25.988	14	97 X. VIERGE	17.236	14	60 M. VAN DER MARK	25.180
15	87 R. GARDNER	21.505	15	31 G. GERLOFF	26.031	15	60 M. VAN DER MARK	17.249	15	31 G. GERLOFF	25.206
16	31 G. GERLOFF	21.512	16	60 M. VAN DER MARK	26.036	16	31 G. GERLOFF	17.282	16	77 D. AEGERTER	25.233
17	17 R. VICKERS	21.576	17	87 R. GARDNER	26.111	17	17 R. VICKERS	17.312	17	95 T. MACKENZIE	25.297
18	53 T. RABAT	21.659	18	49 T. NAGASHIMA	26.235	18	99 B. SOFUOGLU	17.319	18	53 T. RABAT	25.362
19	99 B. SOFUOGLU	21.711	19	53 T. RABAT	26.246	19	53 T. RABAT	17.372	19	87 R. GARDNER	25.394
20	95 T. MACKENZIE	21.761	20	99 B. SOFUOGLU	26.263	20	49 T. NAGASHIMA	17.417	20	49 T. NAGASHIMA	25.472
21	49 T. NAGASHIMA	21.789	21	95 T. MACKENZIE	26.361	21	95 T. MACKENZIE	17.498	21	99 B. SOFUOGLU	25.481

23/02/2025

These data/results cannot be reproduced, stored and/or transmitted in whole or in part by any manner of electronic, mechanical, photocopying, recording, broadcasting or otherwise now known or herein after developed without the previous express consent by the copyright owner, except for reproduction in daily press and regular printed publications on sale to the public within 60 days of the event related to those data/results and always provided that copyright symbol appears together as follows below.

© DORNA WSBK ORGANIZATION Srl 2025

Australian Round, 21-23 February 2025
Lap Chart Race 2

1 / 4

Lap																				
	1	2	3	4	5	6	7	8	9	10	11	12	13	14	15	16	17	18	19	20
1	11	11	11	11	11	11	11	11	11	17	11	11	11	11	11	11	11	11	11	11
2	29	29	29	29	29	29	29	29	1	53	29	29	19	19	19	19	19	19	19	19
3	45	45	45	45	45	19	19	19	5	99	45	19	29	29	29	29	29	29	29	29
4	9	9	9	9	9	45	45	45	55	11	19	45	45	45	45	45	45	45	45	45
5	55	55	19	19	19	1	1	1	77	1	9	14	9	14	14	14	14	14	14	9
6	14	14	14	1	1	14	9	9	60	55	14	9	14	9	9	9	9	9	9	14
7	22	19	1	14	14	9	14	14	31	5	55	55	55	55	55	55	55	55	55	55
8	19	1	55	55	55	5	5	5	17	77	22	22	22	22	22	22	22	22	22	22
9	1	22	22	22	5	55	55	55	99	29	5	5	5	5	5	5	5	5	5	5
10	5	5	5	5	22	22	22	22	53	45	47	47	47	47	47	47	47	47	47	47
11	47	47	97	97	97	97	97	47	49	60	17	77	77	77	77	77	77	77	77	97
12	97	97	47	77	47	47	47	77	45	19	77	97	97	97	97	97	97	97	97	77
13	60	77	77	47	77	77	77	97	29	31	99	60	60	60	60	60	60	60	60	31
14	77	60	60	60	60	60	60	60	19	9	97	31	31	31	31	31	31	31	31	60
15	31	31	17	17	17	17	31	31	9	14	53	87	87	87	87	87	17	17	17	17
16	87	17	31	31	31	31	87	87	14	22	60	17	17	17	17	99	53	53	53	53
17	17	87	87	87	87	87	17	17	22	47	31	53	99	99	53	99	53	99	99	99
18	99	99	99	53	53	53	53	99	47	97	87	99	53	53	99	53	49	49	49	49
19	53	53	53	99	99	99	99	53	97	87	49	49	49	49	49					
20	95	95	95	95	95	49	49	87	49											
21	49	49	49	49	49															

Final Result		
1	11 N. BULEGA	Laps 20
2	19 A. BAUTISTA	2.603
3	29 A. IANNONE	3.980
4	45 S. REDDING [P]	8.043
5	9 D. PETRUCCI	10.009
6	14 S. LOWES	10.097
7	55 A. LOCATELLI	11.083
8	22 A. LOWES	11.180
9	5 Y. MONTELLA	11.202
10	47 A. BASSANI [P]	11.918
11	97 X. VIERGE	18.472
12	77 D. AEGERTER	18.507
13	31 G. GERLOFF	25.853
14	60 M. VAN DER MARK	25.891
15	17 R. VICKERS	29.402
16	99 B. SOFUOGLU	41.810
17	53 T. RABAT [P]	43.805
18	49 T. NAGASHIMA	51.209
RET	87 R. GARDNER	4 Laps
RET	1 T. RAZGATLIOGLU	10 Laps
RET	95 T. MACKENZIE	14 Laps

23/02/2025

These data/results cannot be reproduced, stored and/or transmitted in whole or in part by any manner of electronic, mechanical, photocopying, recording, broadcasting or otherwise now known or herein after developed without the previous express consent by the copyright owner, except for reproduction in daily press and regular printed publications on sale to the public within 60 days of the event related to those data/results and always provided that copyright symbol appears together as follows below.

© DORNA WSBK ORGANIZATION Srl 2025

Australian Round, 21-23 February 2025

Lap Chart Race 2

2 / 4

Lap 1

1	11	N.Bulega	1'34.382
2	29	A.Iannone	0.347
3	45	S.Redding	0.696
4	9	D.Petrucci	1.133
5	55	A.Locatelli	1.429
6	14	S.Lowes	1.498
7	22	A.Lowes	1.754
8	19	A.Bautista	1.796
9	1	T.Razgatlioglu	1.911
10	5	Y.Montella	2.491
11	47	A.Bassani	2.695
12	97	X.Vierge	2.871
13	60	M.van der Mark	3.461
14	77	D.Aegerter	3.533
15	31	G.Gerloff	3.669
16	87	R.Gardner	3.684
17	17	R.Vickers	3.839
18	99	B.Sofuoglu	4.462
19	53	T.Rabat	4.625
20	95	T.Mackenzie	4.853
21	49	T.Nagashima	5.087

3	45	S.Redding	2.254
4	9	D.Petrucci	2.499
5	19	A.Bautista	2.530
6	1	T.Razgatlioglu	2.973
7	14	S.Lowes	3.295
8	55	A.Locatelli	4.292
9	22	A.Lowes	4.297
10	5	Y.Montella	4.633
11	97	X.Vierge	5.612
12	77	D.Aegerter	6.222
13	47	A.Bassani	6.318
14	60	M.van der Mark	6.407
15	17	R.Vickers	7.814
16	31	G.Gerloff	8.138
17	87	R.Gardner	9.445
18	53	T.Rabat	10.984
19	99	B.Sofuoglu	11.302
20	95	T.Mackenzie	11.375
21	49	T.Nagashima	14.859

7	14	S.Lowes	5.821
8	5	Y.Montella	6.523
9	55	A.Locatelli	7.066
10	22	A.Lowes	7.467
11	97	X.Vierge	8.851
12	47	A.Bassani	9.022
13	77	D.Aegerter	9.208
14	60	M.van der Mark	10.140
15	31	G.Gerloff	12.253
16	87	R.Gardner	14.694
17	17	R.Vickers	16.256
18	53	T.Rabat	17.270
19	99	B.Sofuoglu	17.328
20	49	T.Nagashima	22.234

14	9	D.Petrucci	48.183
15	14	S.Lowes	48.257
16	22	A.Lowes	49.305
17	47	A.Bassani	50.929
18	97	X.Vierge	51.935
19	87	R.Gardner	59.458
20	49	T.Nagashima	1'02.042

Lap 11

1	11	N.Bulega	17'29.118
2	29	A.Iannone	2.860
3	45	S.Redding	2.990
4	19	A.Bautista	3.128
5	9	D.Petrucci	7.530
6	14	S.Lowes	7.572
7	55	A.Locatelli	8.275
8	22	A.Lowes	8.527
9	5	Y.Montella	9.459
10	47	A.Bassani	10.217
11	17	R.Vickers	10.301
12	77	D.Aegerter	10.640
13	99	B.Sofuoglu	11.153
14	97	X.Vierge	11.199
15	53	T.Rabat	12.408
16	60	M.van der Mark	14.048
17	31	G.Gerloff	16.663
18	87	R.Gardner	19.303
19	49	T.Nagashima	33.620

Lap 2

1	11	N.Bulega	3'03.587
2	29	A.Iannone	0.601
3	45	S.Redding	1.275
4	9	D.Petrucci	1.620
5	55	A.Locatelli	2.070
6	14	S.Lowes	2.105
7	19	A.Bautista	2.137
8	1	T.Razgatlioglu	2.307
9	22	A.Lowes	2.993
10	5	Y.Montella	3.351
11	47	A.Bassani	3.733
12	97	X.Vierge	3.807
13	77	D.Aegerter	4.653
14	60	M.van der Mark	4.814
15	31	G.Gerloff	5.082
16	17	R.Vickers	5.212
17	87	R.Gardner	6.238
18	99	B.Sofuoglu	6.482
19	53	T.Rabat	6.572
20	95	T.Mackenzie	7.061
21	49	T.Nagashima	10.301

Lap 5

1	11	N.Bulega	7'31.386
2	29	A.Iannone	1.012
3	45	S.Redding	2.999
4	9	D.Petrucci	3.036
5	19	A.Bautista	3.064
6	1	T.Razgatlioglu	3.345
7	14	S.Lowes	3.824
8	55	A.Locatelli	5.313
9	5	Y.Montella	5.361
10	22	A.Lowes	5.664
11	97	X.Vierge	6.511
12	47	A.Bassani	7.063
13	77	D.Aegerter	7.776
14	60	M.van der Mark	7.893
15	17	R.Vickers	9.016
16	31	G.Gerloff	9.287
17	87	R.Gardner	10.969
18	53	T.Rabat	12.975
19	99	B.Sofuoglu	13.225
20	95	T.Mackenzie	13.427
21	49	T.Nagashima	17.218

Lap 8

1	11	N.Bulega	11'59.204
2	29	A.Iannone	2.061
3	19	A.Bautista	4.151
4	45	S.Redding	4.351
5	1	T.Razgatlioglu	5.850
6	9	D.Petrucci	5.995
7	14	S.Lowes	6.216
8	5	Y.Montella	7.002
9	55	A.Locatelli	7.698
10	22	A.Lowes	7.986
11	47	A.Bassani	9.571
12	77	D.Aegerter	10.188
13	97	X.Vierge	10.252
14	60	M.van der Mark	11.086
15	31	G.Gerloff	13.654
16	87	R.Gardner	16.254
17	17	R.Vickers	17.652
18	99	B.Sofuoglu	18.940
19	53	T.Rabat	19.153
20	49	T.Nagashima	24.956

Lap 12

1	11	N.Bulega	18'58.515
2	29	A.Iannone	3.244
3	19	A.Bautista	3.270
4	45	S.Redding	3.427
5	14	S.Lowes	7.979
6	9	D.Petrucci	8.084
7	55	A.Locatelli	8.751
8	22	A.Lowes	9.077
9	5	Y.Montella	9.917
10	47	A.Bassani	10.458
11	77	D.Aegerter	11.214
12	97	X.Vierge	11.678
13	60	M.van der Mark	15.018
14	31	G.Gerloff	17.886
15	87	R.Gardner	20.324
16	17	R.Vickers	22.542
17	53	T.Rabat	24.906
18	99	B.Sofuoglu	25.312
19	49	T.Nagashima	36.889

Lap 3

1	11	N.Bulega	4'32.919
2	29	A.Iannone	0.827
3	45	S.Redding	1.670
4	9	D.Petrucci	1.982
5	19	A.Bautista	2.271
6	14	S.Lowes	2.746
7	1	T.Razgatlioglu	2.838
8	55	A.Locatelli	3.301
9	22	A.Lowes	3.530
10	5	Y.Montella	3.931
11	97	X.Vierge	4.523
12	47	A.Bassani	4.786
13	77	D.Aegerter	5.238
14	60	M.van der Mark	5.609
15	17	R.Vickers	6.597
16	31	G.Gerloff	6.667
17	87	R.Gardner	8.020
18	99	B.Sofuoglu	8.897
19	53	T.Rabat	9.002
20	95	T.Mackenzie	9.129
21	49	T.Nagashima	12.611

Lap 6

1	11	N.Bulega	9'00.455
2	29	A.Iannone	1.303
3	19	A.Bautista	3.396
4	45	S.Redding	3.824
5	1	T.Razgatlioglu	4.820
6	14	S.Lowes	4.989
7	9	D.Petrucci	5.028
8	5	Y.Montella	5.985
9	55	A.Locatelli	6.297
10	22	A.Lowes	6.443
11	97	X.Vierge	7.614
12	47	A.Bassani	7.896
13	77	D.Aegerter	8.632
14	60	M.van der Mark	8.962
15	17	R.Vickers	10.514
16	31	G.Gerloff	10.714
17	87	R.Gardner	12.731
18	53	T.Rabat	15.178
19	99	B.Sofuoglu	15.327
20	95	T.Mackenzie	15.417
21	49	T.Nagashima	19.819

Lap 9

1	11	N.Bulega	13'28.887
2	1	T.Razgatlioglu	6.970
3	5	Y.Montella	7.268
4	55	A.Locatelli	8.077
5	77	D.Aegerter	10.828
6	60	M.van der Mark	11.895
7	31	G.Gerloff	14.908
8	17	R.Vickers	18.693
9	99	B.Sofuoglu	20.308
10	53	T.Rabat	20.390
11	49	T.Nagashima	26.744
12	45	S.Redding	52.149
13	29	A.Iannone	53.722
14	19	A.Bautista	55.757
15	9	D.Petrucci	58.070
16	14	S.Lowes	58.078
17	22	A.Lowes	59.820
18	47	A.Bassani	1'01.116
19	97	X.Vierge	1'02.588
20	87	R.Gardner	1'08.321

Lap 13

1	11	N.Bulega	20'28.471
2	19	A.Bautista	2.936
3	29	A.Iannone	3.143
4	45	S.Redding	3.472
5	9	D.Petrucci	8.134
6	14	S.Lowes	8.197
7	55	A.Locatelli	8.868
8	22	A.Lowes	8.939
9	5	Y.Montella	9.663
10	47	A.Bassani	10.141
11	77	D.Aegerter	11.164
12	97	X.Vierge	11.635
13	60	M.van der Mark	15.770
14	31	G.Gerloff	18.504
15	87	R.Gardner	20.838
16	17	R.Vickers	22.948
17	99	B.Sofuoglu	26.741
18	53	T.Rabat	26.853
19	49	T.Nagashima	38.207

Lap 4

1	11	N.Bulega	6'02.144
2	29	A.Iannone	0.836

Lap 10

1	17	R.Vickers	15'18.442
2	53	T.Rabat	1.877
3	99	B.Sofuoglu	2.113
4	11	N.Bulega	31.793
5	1	T.Razgatlioglu	37.098
6	55	A.Locatelli	39.591
7	5	Y.Montella	39.720
8	77	D.Aegerter	41.620
9	29	A.Iannone	43.854
10	45	S.Redding	44.036
11	60	M.van der Mark	44.485
12	19	A.Bautista	44.968
13	31	G.Gerloff	47.627

Lap 14

23/02/2025
These data/results cannot be reproduced, stored and/or transmitted in whole or in part by any manner of electronic, mechanical, photocopying, recording, broadcasting or otherwise now known or herein after developed without the previous express consent by the copyright owner, except for reproduction in daily press and regular printed publications on sale to the public within 60 days of the event related to those data/results and always provided that copyright symbol appears together as follows below.
© DORNA WSBK ORGANIZATION Srl 2025

Australian Round, 21-23 February 2025

Lap Chart Race 2

1	11 N.Bulega	21'57.767	11	77 D.Aegerter	15.250
2	19 A.Bautista	2.907	12	97 X.Vierge	15.390
3	29 A.Iannone	3.298	13	60 M.van der Mark	21.901
4	45 S.Redding	3.716	14	31 G.Gerloff	22.774
5	14 S.Lowes	8.552	15	17 R.Vickers	26.455
6	9 D.Petrucci	8.697	16	99 B.Sofuoglu	35.706
7	55 A.Locatelli	9.414	17	53 T.Rabat	35.773
8	22 A.Lowes	9.512	18	49 T.Nagashima	46.101
9	5 Y.Montella	10.106			
10	47 A.Bassani	10.494			

Lap 18

1	11 N.Bulega	27'55.806
2	19 A.Bautista	2.587
3	29 A.Iannone	3.654
4	45 S.Redding	4.928
5	14 S.Lowes	9.113
6	9 D.Petrucci	9.200
7	55 A.Locatelli	10.768
8	22 A.Lowes	10.981
9	5 Y.Montella	11.369
10	47 A.Bassani	11.588
11	77 D.Aegerter	16.592
12	97 X.Vierge	16.624
13	60 M.van der Mark	23.526
14	31 G.Gerloff	23.540
15	17 R.Vickers	27.702
16	53 T.Rabat	38.079
17	99 B.Sofuoglu	38.253
18	49 T.Nagashima	47.963

Lap 15

1	11 N.Bulega	23'27.322
2	19 A.Bautista	2.688
3	29 A.Iannone	3.126
4	45 S.Redding	3.757
5	14 S.Lowes	8.705
6	9 D.Petrucci	8.949
7	55 A.Locatelli	9.635
8	22 A.Lowes	10.147
9	5 Y.Montella	10.412
10	47 A.Bassani	10.585
11	77 D.Aegerter	12.892
12	97 X.Vierge	13.271
13	60 M.van der Mark	18.887
14	31 G.Gerloff	20.776
15	87 R.Gardner	23.012
16	17 R.Vickers	24.599
17	53 T.Rabat	31.547
18	99 B.Sofuoglu	31.580
19	49 T.Nagashima	42.184

Lap 19

1	11 N.Bulega	29'25.437
2	19 A.Bautista	2.669
3	29 A.Iannone	3.900
4	45 S.Redding	5.442
5	14 S.Lowes	9.749
6	9 D.Petrucci	9.816
7	55 A.Locatelli	11.158
8	22 A.Lowes	11.344
9	5 Y.Montella	11.523
10	47 A.Bassani	11.839
11	77 D.Aegerter	17.510
12	97 X.Vierge	17.542
13	60 M.van der Mark	25.176
14	31 G.Gerloff	25.204
15	17 R.Vickers	28.855
16	53 T.Rabat	39.710
17	99 B.Sofuoglu	40.030
18	49 T.Nagashima	49.314

Lap 16

1	11 N.Bulega	24'56.666
2	19 A.Bautista	2.847
3	29 A.Iannone	3.492
4	45 S.Redding	4.333
5	14 S.Lowes	8.862
6	9 D.Petrucci	9.050
7	55 A.Locatelli	10.078
8	22 A.Lowes	10.369
9	5 Y.Montella	10.935
10	47 A.Bassani	11.069
11	77 D.Aegerter	14.038
12	97 X.Vierge	14.247
13	60 M.van der Mark	20.506
14	31 G.Gerloff	21.759
15	87 R.Gardner	23.985
16	17 R.Vickers	25.352
17	99 B.Sofuoglu	33.675
18	53 T.Rabat	33.946
19	49 T.Nagashima	44.194

Lap 20

1	11 N.Bulega	30'55.414
2	19 A.Bautista	2.603
3	29 A.Iannone	3.980
4	45 S.Redding	5.138
5	9 D.Petrucci	10.009
6	14 S.Lowes	10.097
7	55 A.Locatelli	11.083
8	22 A.Lowes	11.180
9	5 Y.Montella	11.202
10	47 A.Bassani	11.413
11	97 X.Vierge	18.472
12	77 D.Aegerter	18.507
13	31 G.Gerloff	25.853
14	60 M.van der Mark	25.891
15	17 R.Vickers	29.402
16	53 T.Rabat	41.805
17	99 B.Sofuoglu	41.810
18	49 T.Nagashima	51.209

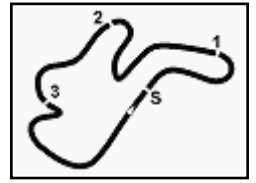
Lap 17

1	11 N.Bulega	26'26.196
2	19 A.Bautista	2.715
3	29 A.Iannone	3.523
4	45 S.Redding	4.610
5	14 S.Lowes	8.920
6	9 D.Petrucci	9.087
7	55 A.Locatelli	10.458
8	22 A.Lowes	10.708
9	5 Y.Montella	11.250
10	47 A.Bassani	11.323

23/02/2025

These data/results cannot be reproduced, stored and/or transmitted in whole or in part by any manner of electronic, mechanical, photocopying, recording, broadcasting or otherwise now known or herein after developed without the previous express consent by the copyright owner, except for reproduction in daily press and regular printed publications on sale to the public within 60 days of the event related to those data/results and always provided that copyright symbol appears together as follows below.

© DORNA WSBK ORGANIZATION Srl 2025



Race Pace Comparison

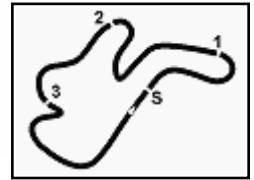
	11 Bul	19 Bau	29 Ian	45 Red	9 Pet	14 SLo	55 Loc	22 ALo	5 Mon	47 Bas	97 Vie	77 Aeg	31 Ger	60 vdM
1	1'34.382	1'36.178	1'34.729	1'35.078	1'35.515	1'35.880	1'35.811	1'36.136	1'36.873	1'37.077	1'37.253	1'37.915	1'38.051	1'37.843
2	1'29.205	1'29.546	1'29.459	1'29.784	1'29.692	1'29.812	1'29.846	1'30.444	1'30.065	1'30.243	1'30.141	1'30.325	1'30.618	1'30.558
3	1'29.332	1'29.466	1'29.558	1'29.727	1'29.694	1'29.973	1'30.563	1'29.869	1'29.912	1'30.385	1'30.048	1'29.917	1'30.917	1'30.127
4	1'29.225	1'29.484	1'29.234	1'29.809	1'29.742	1'29.774	1'30.216	1'29.992	1'29.927	1'30.757	1'30.314	1'30.209	1'30.696	1'30.023
5	1'29.242	1'29.776	1'29.418	1'29.987	1'29.779	1'29.771	1'30.263	1'30.609	1'29.970	1'29.987	1'30.141	1'30.796	1'30.391	1'30.728
6	1'29.069	1'29.401	1'29.360	1'29.894	1'31.061	1'30.234	1'30.053	1'29.848	1'29.693	1'29.902	1'30.172	1'29.925	1'30.496	1'30.138
7	1'29.277	1'29.843	1'29.727	1'29.641	1'29.833	1'30.109	1'30.046	1'30.301	1'29.815	1'30.403	1'30.514	1'29.853	1'30.816	1'30.455
8	1'29.472	1'29.661	1'29.780	1'29.635	1'29.883	1'29.867	1'30.104	1'29.991	1'29.951	1'30.021	1'30.873	1'30.452	1'30.873	1'30.418
9	1'29.683	2'21.289	2'21.344	2'17.481	2'21.758	2'21.545	1'30.062	2'21.517	1'29.949	2'21.228	2'22.019	1'30.323	1'30.937	1'30.492
10	2'21.348	1'38.766	1'39.687	1'41.442	1'39.668	1'39.734	2'21.069	1'39.040	2'22.007	1'39.368	1'38.902	2'20.347	2'22.274	2'22.145
11	1'38.883	1'28.836	1'29.682	1'29.630	1'30.023	1'29.991	1'39.360	1'29.898	1'40.415	1'29.964	1'29.940	1'39.696	1'39.712	1'40.239
12	1'29.397	1'29.539	1'29.781	1'29.834	1'29.951	1'29.804	1'29.873	1'29.947	1'29.855	1'29.638	1'29.876	1'29.971	1'30.620	1'30.367
13	1'29.956	1'29.622	1'29.855	1'30.001	1'30.006	1'30.174	1'30.073	1'29.818	1'29.702	1'29.639	1'29.913	1'29.906	1'30.574	1'30.708
14	1'29.296	1'29.267	1'29.451	1'29.540	1'29.859	1'29.651	1'29.842	1'29.869	1'29.739	1'29.649	1'30.270	1'30.149	1'30.509	1'31.096
15	1'29.555	1'29.336	1'29.383	1'29.596	1'29.807	1'29.708	1'29.776	1'30.190	1'29.861	1'29.646	1'30.217	1'30.430	1'30.614	1'30.872
16	1'29.344	1'29.503	1'29.710	1'29.920	1'29.445	1'29.501	1'29.787	1'29.566	1'29.867	1'29.828	1'30.320	1'30.490	1'30.327	1'30.963
17	1'29.530	1'29.398	1'29.561	1'29.807	1'29.567	1'29.588	1'29.910	1'29.869	1'29.845	1'29.784	1'30.673	1'30.742	1'30.545	1'30.925
18	1'29.610	1'29.482	1'29.741	1'29.928	1'29.723	1'29.803	1'29.920	1'29.883	1'29.729	1'29.875	1'30.844	1'30.952	1'30.376	1'31.235
19	1'29.631	1'29.713	1'29.877	1'30.145	1'30.247	1'30.267	1'30.021	1'29.994	1'29.785	1'29.882	1'30.549	1'30.549	1'31.295	1'31.281
20	1'29.977	1'29.911	1'30.057	1'29.673	1'30.170	1'30.325	1'29.902	1'29.813	1'29.656	1'29.551	1'30.907	1'30.974	1'30.626	1'30.692

	17 Vic	99 Sof	53 Rab	49 Nag	87 Gar	1 Raz	95 Mac
1	1'38.221	1'38.844	1'39.007	1'39.469	1'38.066	1'36.293	1'39.235
2	1'30.578	1'31.225	1'31.152	1'34.419	1'31.759	1'29.601	1'31.413
3	1'30.717	1'31.747	1'31.762	1'31.642	1'31.114	1'29.863	1'31.400
4	1'30.442	1'31.630	1'31.207	1'31.473	1'30.650	1'29.360	1'31.471
5	1'30.444	1'31.165	1'31.233	1'31.601	1'30.766	1'29.614	1'31.294
6	1'30.567	1'31.171	1'31.272	1'31.670	1'30.831	1'30.544	1'31.059
7	1'35.019	1'31.278	1'31.369	1'31.692	1'31.240	1'29.836	
8	1'30.868	1'31.084	1'31.355	1'32.194	1'31.032	1'29.943	
9	1'30.724	1'31.051	1'30.920	1'31.471	2'21.750	1'30.803	
10	1'30.862	1'31.360	1'31.042	2'24.853	1'40.692	2'19.683	
11	2'20.977	2'19.716	2'21.207	1'42.254	1'30.521		
12	1'41.638	1'43.556	1'41.895	1'32.666	1'30.418		
13	1'30.362	1'31.385	1'31.903	1'31.274	1'30.470		
14	1'30.317	1'32.014	1'31.973	1'31.335	1'30.467		
15	1'30.185	1'31.676	1'31.572	1'31.493	1'30.558		
16	1'30.097	1'31.439	1'31.743	1'31.354	1'30.317		
17	1'30.633	1'31.561	1'31.357	1'31.437			
18	1'30.857	1'32.157	1'31.916	1'31.472			
19	1'30.784	1'31.408	1'31.262	1'30.982			
20	1'30.524	1'31.757	1'32.072	1'31.872			

23/02/2025

These data/results cannot be reproduced, stored and/or transmitted in whole or in part by any manner of electronic, mechanical, photocopying, recording, broadcasting or otherwise now known or herein after developed without the previous express consent by the copyright owner, except for reproduction in daily press and regular printed publications on sale to the public within 60 days of the event related to those data/results and always provided that copyright symbol appears together as follows below.

© DORNA WSBK ORGANIZATION Srl 2025



Phillip Island 4.445 m

Australian Round, 21-23 February 2025

Chronological Analysis Race 2

Start at 16:00'11.752

1 / 4

1° 11 N. BULEGA [1'29.069]							
Lap	Seg1	Seg2	Seg3	Seg4	Lap Time	km/h	Local Time
1		25.882	17.049	24.951	1'34.382	233,1	16:01'46.134
2	21.331	25.783	17.049	25.042	1'29.205	311,8	16:03'15.339
3	21.307	25.828	17.087	25.110	1'29.332	314,5	16:04'44.671
4	21.347	25.800	17.081	24.997	1'29.225	312,7	16:06'13.896
5	21.339	25.793	17.136	24.974	1'29.242	313,6	16:07'43.138
6	21.392	25.689	17.073	24.915	1'29.069	312,7	16:09'12.207
7	21.352	25.829	17.097	24.999	1'29.277	311,8	16:10'41.484
8	21.409	25.907	17.114	25.042	1'29.472	312,7	16:12'10.956
9	21.394	26.005	17.180	25.104	1'29.683	312,7	16:13'40.639
10	21.321	25.920	17.208	1'16.899	2'21.348P	313,6	16:16'01.987
11	31.004	25.880	17.002	24.997	1'38.883P		16:17'40.870
12	21.347	25.825	17.152	25.073	1'29.397	312,7	16:19'10.267
13	21.468	26.214	17.200	25.074	1'29.956	314,5	16:20'40.223
14	21.363	25.851	17.068	25.014	1'29.296	312,7	16:22'09.519
15	21.339	25.861	17.179	25.176	1'29.555	313,6	16:23'39.074
16	21.343	25.826	17.129	25.046	1'29.344	313,6	16:25'08.418
17	21.320	25.932	17.143	25.135	1'29.530	312,7	16:26'37.948
18	21.427	25.943	17.136	25.104	1'29.610	311,8	16:28'07.558
19	21.474	25.980	17.184	24.993	1'29.631	313,6	16:29'37.189
20	21.398	25.991	17.247	25.341	1'29.977	313,6	16:31'07.166
Race Time 30'55.414							

17	21.389	25.824	17.230	25.118	1'29.561	318,2	16:26'41.471
18	21.551	25.921	17.173	25.096	1'29.741	317,2	16:28'11.212
19	21.491	25.949	17.289	25.148	1'29.877	314,5	16:29'41.089
20	21.584	25.987	17.257	25.229	1'30.057	316,3	16:31'11.146
Race Time 30'59.394							

2° 19 A. BAUTISTA [1'28.836]							
Lap	Seg1	Seg2	Seg3	Seg4	Lap Time	km/h	Local Time
1		26.276	17.176	25.006	1'36.178	238,8	16:01'47.930
2	21.456	26.087	17.038	24.965	1'29.546	322,0	16:03'17.476
3	21.296	25.997	17.098	25.075	1'29.466	318,2	16:04'46.942
4	21.325	25.921	17.134	25.104	1'29.484	323,9	16:06'16.426
5	21.509	26.092	17.210	24.965	1'29.776	316,3	16:07'46.202
6	21.408	25.816	17.100	25.077	1'29.401	317,2	16:09'15.603
7	21.520	25.958	17.140	25.225	1'29.843	317,2	16:10'45.446
8	21.401	25.873	17.066	25.321	1'29.661	315,4	16:12'15.107
9	21.349	25.808	17.127	1'17.005	2'21.289P	312,7	16:14'36.396
10	30.765	25.855	17.161	24.985	1'38.766P		16:16'15.162
11	21.252	25.789	16.987	24.808	1'28.836	319,1	16:17'43.998
12	21.403	25.982	17.005	25.149	1'29.539	312,7	16:19'13.537
13	21.423	25.895	17.200	25.104	1'29.622	315,4	16:20'43.159
14	21.341	25.778	17.068	25.080	1'29.267	315,4	16:22'12.426
15	21.294	25.803	17.102	25.137	1'29.336	315,4	16:23'41.762
16	21.355	25.980	17.138	25.030	1'29.503	316,3	16:25'11.265
17	21.383	25.874	17.068	25.073	1'29.398	317,2	16:26'40.663
18	21.383	25.893	17.090	25.116	1'29.482	316,3	16:28'10.145
19	21.400	25.980	17.222	25.111	1'29.713	315,4	16:29'39.858
20	21.421	26.023	17.221	25.246	1'29.911	317,2	16:31'09.769
Race Time 30'58.017							

4° 45 S. REDDING [1'29.540]							
Lap	Seg1	Seg2	Seg3	Seg4	Lap Time	km/h	Local Time
1		25.909	17.139	25.153	1'35.078	234,7	16:01'46.830
2	21.497	25.889	17.185	25.213	1'29.784	316,3	16:03'16.614
3	21.496	25.852	17.187	25.192	1'29.727	316,3	16:04'46.341
4	21.489	25.830	17.308	25.182	1'29.809	315,4	16:06'16.150
5	21.572	25.903	17.302	25.210	1'29.987	313,6	16:07'46.137
6	21.660	25.878	17.216	25.140	1'29.894	306,5	16:09'16.031
7	21.404	25.877	17.163	25.197	1'29.641	318,2	16:10'45.672
8	21.452	25.825	17.201	25.157	1'29.635	318,2	16:12'15.307
9	21.445	25.812	17.115	1'13.109	2'17.481P	318,2	16:14'32.788
10	33.386	25.829	17.121	25.106	1'41.442P		16:16'14.230
11	21.448	25.985	17.075	25.122	1'29.630	314,5	16:17'43.860
12	21.629	26.027	17.119	25.059	1'29.834	313,6	16:19'13.694
13	21.477	26.075	17.183	25.266	1'30.001	317,2	16:20'43.695
14	21.405	25.917	17.118	25.100	1'29.540	320,1	16:22'13.235
15	21.455	25.840	17.157	25.144	1'29.596	318,2	16:23'42.831
16	21.506	26.077	17.211	25.126	1'29.920	318,2	16:25'12.751
17	21.522	25.897	17.229	25.159	1'29.807	315,4	16:26'42.558
18	21.617	25.962	17.165	25.184	1'29.928	313,6	16:28'12.486
19	21.612	25.971	17.304	25.258	1'30.145	313,6	16:29'42.631
20	21.476	25.839	17.176	25.182	1'29.673	313,6	16:31'12.304
Race Time 31'00.552 + 2.905Pen							

3° 29 A. IANNONE [1'29.234]							
Lap	Seg1	Seg2	Seg3	Seg4	Lap Time	km/h	Local Time
1		25.963	17.066	25.059	1'34.729	232,1	16:01'46.481
2	21.298	25.954	17.131	25.076	1'29.459	317,2	16:03'15.940
3	21.357	25.964	17.189	25.048	1'29.558	319,1	16:04'45.498
4	21.340	25.858	17.065	24.971	1'29.234	316,3	16:06'14.732
5	21.312	25.894	17.127	25.085	1'29.418	317,2	16:07'44.150
6	21.392	25.725	17.158	25.085	1'29.360	317,2	16:09'13.510
7	21.430	25.923	17.235	25.139	1'29.727	315,4	16:10'43.237
8	21.443	25.953	17.259	25.125	1'29.780	312,7	16:12'13.017
9	21.438	26.013	17.206	1'16.687	2'21.344P	314,5	16:14'34.361
10	31.605	25.813	17.165	25.104	1'39.687P		16:16'14.048
11	21.453	25.901	17.177	25.151	1'29.682	312,7	16:17'43.730
12	21.464	25.933	17.155	25.229	1'29.781	313,6	16:19'13.511
13	21.549	26.063	17.143	25.100	1'29.855	311,8	16:20'43.366
14	21.418	25.869	17.108	25.056	1'29.451	318,2	16:22'12.817
15	21.379	25.861	17.094	25.049	1'29.383	320,1	16:23'42.200
16	21.297	25.874	17.414	25.125	1'29.710	321,0	16:25'11.910

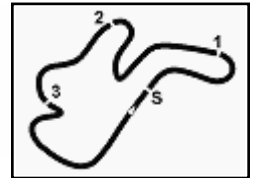
5° 9 D. PETRUCCI [1'29.445]							
Lap	Seg1	Seg2	Seg3	Seg4	Lap Time	km/h	Local Time
1		26.071	17.210	25.174	1'35.515	229,2	16:01'47.267
2	21.348	25.981	17.179	25.184	1'29.692	319,1	16:03'16.959
3	21.347	25.992	17.166	25.189	1'29.694	320,1	16:04'46.653
4	21.446	25.929	17.184	25.183	1'29.742	319,1	16:06'16.395
5	21.442	26.044	17.226	25.067	1'29.779	321,0	16:07'46.174
6	21.814	26.900	17.220	25.127	1'31.061	298,8	16:09'17.235
7	21.529	25.987	17.193	25.124	1'29.833	317,2	16:10'47.068
8	21.640	25.943	17.114	25.186	1'29.883	321,0	16:12'16.951
9	21.606	26.074	17.248	1'16.830	2'21.758P	319,1	16:14'38.709
10	31.335	26.038	17.192	25.103	1'39.668P		16:16'18.377
11	21.561	26.159	17.127	25.176	1'30.023	312,7	16:17'48.400
12	21.519	26.030	17.264	25.138	1'29.951	311,8	16:19'18.351
13	21.479	25.910	17.335	25.282	1'30.006	318,2	16:20'48.357
14	21.613	25.976	17.184	25.086	1'29.859	311,8	16:22'18.216
15	21.502	25.915	17.236	25.154	1'29.807	318,2	16:23'48.023
16	21.364	25.949	17.102	25.030	1'29.445	320,1	16:25'17.468
17	21.443	25.856	17.196	25.072	1'29.567	320,1	16:26'47.035
18	21.550	25.894	17.158	25.121	1'29.723	318,2	16:28'16.758
19	21.654	26.323	17.222	25.048	1'30.247	317,2	16:29'47.005
20	21.482	26.075	17.223	25.390	1'30.170	315,4	16:31'17.175
Race Time 31'05.423							

6° 14 S. LOWES [1'29.501]							
Lap	Seg1	Seg2	Seg3	Seg4	Lap Time	km/h	Local Time
1		26.379	17.290	25.072	1'35.880	233,1	16:01'47.632
2	21.488	26.133	17.109	25.082	1'29.812	317,2	16:03'17.444
3	21.405	26.156	17.268	25.144	1'29.973	310,0	16:04'47.417
4	21.650	25.934	17.121	25.069	1'29.774	315,4	16:06'17.191
5	21.386	26.050	17.138	25.197	1'29.771	319,1	16:07'46.962
6	21.428	26.197	17.370	25.239	1'30.234	318,2	16:09'17.196
7	21.658	26.078	17.207	25.166	1'30.109	314,5	16:10'47.305
8	21.529	25.996	17.136	25.206	1'29.867	313,6	16:12'17.172
9	21.468	26.185	17.238	1'16.654	2'21.545P	319,1	16:14'38.717
10	31.584	25.962	17.176	25.012	1'39.734P		16:16'18.451

23/02/2025 P = Pits In/Out - C = Lap Time Cancelled

These data/results cannot be reproduced, stored and/or transmitted in whole or in part by any manner of electronic, mechanical, photocopying, recording, broadcasting or otherwise now known or herein after developed without the previous express consent by the copyright owner, except for reproduction in daily press and regular printed publications on sale to the public within 60 days of the event related to those data/results and always provided that copyright symbol appears together as follows below.

© DORNA WSBK ORGANIZATION Srl 2025



Phillip Island 4.445 m

Australian Round, 21-23 February 2025
Chronological Analysis Race 2

Start at 16:00'11.752

2 / 4

11	21.624	26.184	17.114	25.069	1'29.991	312,7	16:17'48.442	5	21.575	26.190	17.117	25.088	1'29.970	318,2	16:07'48.499
12	21.270	26.129	17.153	25.252	1'29.804	312,7	16:19'18.246	6	21.313	25.952	17.291	25.137	1'29.693	320,1	16:09'18.192
13	21.723	26.075	17.249	25.127	1'30.174	309,1	16:20'48.420	7	21.369	26.061	17.198	25.187	1'29.815	322,9	16:10'48.007
14	21.370	25.933	17.106	25.242	1'29.651	314,5	16:22'18.071	8	21.405	25.975	17.266	25.305	1'29.951	322,0	16:12'17.958
15	21.391	25.930	17.150	25.237	1'29.708	308,2	16:23'47.779	9	21.399	26.025	17.230	25.295	1'29.949	321,0	16:13'47.907
16	21.380	25.871	17.039	25.211	1'29.501	309,1	16:25'17.280	10	21.584	26.130	17.227	1'17.066	2'22.007P	318,2	16:16'09.914
17	21.371	25.883	17.140	25.194	1'29.588	309,1	16:26'46.868	11	31.833	26.228	17.176	25.178	1'40.415P		16:17'50.329
18	21.414	25.946	17.138	25.305	1'29.803	310,0	16:28'16.671	12	21.344	26.051	17.198	25.262	1'29.855	320,1	16:19'20.184
19	21.826	26.064	17.183	25.194	1'30.267	307,3	16:29'46.938	13	21.340	25.994	17.243	25.125	1'29.702	322,0	16:20'49.886
20	21.659	26.155	17.268	25.243	1'30.325	307,3	16:31'17.263	14	21.394	26.038	17.160	25.147	1'29.739	320,1	16:22'19.625

Race Time 31'05.511

7° 55 A. LOCATELLI [1'29.776]							
Lap	Seg1	Seg2	Seg3	Seg4	Lap Time	km/h	Local Time
1		26.016	17.205	25.245	1'35.811	231,2	16:01'47.563
2	21.452	25.989	17.198	25.207	1'29.846	316,3	16:03'17.409
3	21.699	26.395	17.268	25.201	1'30.563	301,3	16:04'47.972
4	21.505	25.885	17.312	25.514	1'30.216	315,3	16:06'18.188
5	21.598	26.065	17.315	25.285	1'30.263	307,3	16:07'48.451
6	21.602	26.001	17.310	25.140	1'30.053	310,9	16:09'18.504
7	21.545	26.028	17.318	25.155	1'30.046	319,1	16:10'48.550
8	21.568	26.019	17.245	25.272	1'30.104	315,4	16:12'18.654
9	21.432	26.005	17.377	25.248	1'30.062	314,5	16:13'48.716
10	21.576	26.021	17.271	1'16.201	2'21.069P	312,7	16:16'09.785
11	30.925	26.038	17.176	25.221	1'39.360P		16:17'49.145
12	21.483	26.005	17.193	25.192	1'29.873	310,9	16:19'19.018
13	21.525	26.033	17.303	25.212	1'30.073	315,4	16:20'49.091
14	21.515	25.921	17.225	25.181	1'29.842	310,9	16:22'18.933
15	21.458	25.904	17.214	25.200	1'29.776	312,7	16:23'48.709
16	21.392	25.979	17.206	25.210	1'29.787	313,6	16:25'18.496
17	21.526	25.951	17.216	25.217	1'29.910	311,8	16:26'48.406
18	21.603	25.951	17.192	25.174	1'29.920	310,0	16:28'18.326
19	21.648	25.963	17.299	25.111	1'30.021	311,8	16:29'48.347
20	21.521	25.928	17.210	25.243	1'29.902	312,7	16:31'18.249

Race Time 31'06.616

10° 47 A. BASSANI [1'29.551]							
Lap	Seg1	Seg2	Seg3	Seg4	Lap Time	km/h	Local Time
1		26.480	17.311	25.321	1'37.077	228,2	16:01'48.829
2	21.527	26.180	17.260	25.276	1'30.243	321,0	16:03'19.072
3	21.847	26.110	17.175	25.253	1'30.385	316,3	16:04'49.457
4	21.554	26.025	17.332	25.846	1'30.757	318,2	16:06'20.214
5	21.534	26.016	17.221	25.216	1'29.987	318,2	16:07'50.201
6	21.470	25.925	17.240	25.267	1'29.902	315,4	16:09'20.103
7	21.587	26.184	17.375	25.257	1'30.403	318,2	16:10'50.506
8	21.633	25.922	17.231	25.235	1'30.021	317,2	16:12'20.527
9	21.538	25.972	17.125	1'16.593	2'21.228P	312,7	16:14'41.755
10	30.973	26.076	17.150	25.169	1'39.368P		16:16'21.123
11	21.646	25.914	17.074	25.330	1'29.964	311,8	16:17'51.087
12	21.466	25.883	17.038	25.251	1'29.638	315,4	16:19'20.725
13	21.426	25.967	17.089	25.157	1'29.639	316,3	16:20'50.364
14	21.426	25.949	17.093	25.181	1'29.649	315,4	16:22'20.013
15	21.482	25.873	17.198	25.093	1'29.646	316,3	16:23'49.659
16	21.588	25.922	17.176	25.142	1'29.828	321,0	16:25'19.487
17	21.553	26.068	17.171	24.992	1'29.784	318,2	16:26'49.271
18	21.599	26.011	17.117	25.148	1'29.875	310,0	16:28'19.146
19	21.585	26.100	17.124	25.073	1'29.882	320,1	16:29'49.028
20	21.532	25.937	17.028	25.054	1'29.551	320,1	16:31'18.579

Race Time 31'06.827 + 0.505Pen

8° 22 A. LOWES [1'29.566]							
Lap	Seg1	Seg2	Seg3	Seg4	Lap Time	km/h	Local Time
1		26.206	17.228	25.136	1'36.136	228,2	16:01'47.888
2	21.838	26.128	17.175	25.303	1'30.444	314,5	16:03'18.332
3	21.480	26.108	17.149	25.132	1'29.869	311,8	16:04'48.201
4	21.547	25.871	17.220	25.354	1'29.992	315,4	16:06'18.193
5	21.807	26.538	17.174	25.090	1'30.609	302,2	16:07'48.802
6	21.545	26.098	17.140	25.065	1'29.848	311,8	16:09'18.650
7	21.587	26.103	17.229	25.382	1'30.301	319,1	16:10'48.951
8	21.517	26.083	17.101	25.290	1'29.991	310,9	16:12'18.942
9	21.464	26.062	17.188	1'16.803	2'21.517P	312,7	16:14'40.459
10	30.799	25.979	17.119	25.143	1'39.040P		16:16'19.499
11	21.512	26.175	17.116	25.095	1'29.898	308,2	16:17'49.397
12	21.508	26.042	17.119	25.278	1'29.947	313,6	16:19'19.344
13	21.471	26.042	17.192	25.113	1'29.818	314,5	16:20'49.162
14	21.650	26.008	17.138	25.073	1'29.869	312,7	16:22'19.031
15	21.620	26.055	17.207	25.308	1'30.190	311,8	16:23'49.221
16	21.555	25.838	17.072	25.101	1'29.566	304,7	16:25'18.787
17	21.546	25.998	17.233	25.092	1'29.869	309,1	16:26'48.656
18	21.622	25.998	17.090	25.173	1'29.883	313,6	16:28'18.539
19	21.612	26.106	17.155	25.121	1'29.994	310,9	16:29'48.533
20	21.504	25.928	17.199	25.182	1'29.813	308,2	16:31'18.346

Race Time 31'06.594

11° 97 X. VIERGE [1'29.876]							
Lap	Seg1	Seg2	Seg3	Seg4	Lap Time	km/h	Local Time
1		26.425	17.339	25.166	1'37.253	236,2	16:01'49.005
2	21.616	26.114	17.311	25.100	1'30.141	320,1	16:03'19.146
3	21.541	26.014	17.305	25.188	1'30.048	321,0	16:04'49.194
4	21.561	26.048	17.380	25.325	1'30.314	319,1	16:06'19.508
5	21.524	26.116	17.299	25.202	1'30.141	316,3	16:07'49.649
6	21.463	26.129	17.385	25.195	1'30.172	318,2	16:09'19.821
7	21.573	26.212	17.491	25.238	1'30.514	317,2	16:10'50.335
8	21.572	26.368	17.334	25.599	1'30.873	315,4	16:12'21.208
9	21.709	26.185	17.290	1'16.835	2'22.019P	316,3	16:14'43.227
10	30.440	26.004	17.316	25.142	1'38.902P		16:16'22.129
11	21.574	25.988	17.236	25.142	1'29.940	312,7	16:17'52.069
12	21.427	26.034	17.304	25.111	1'29.876	318,2	16:19'21.945
13	21.447	25.996	17.329	25.141	1'29.913	320,1	16:20'51.858
14	21.526	26.018	17.383	25.343	1'30.270	318,2	16:22'22.128
15	21.551	26.083	17.353	25.230	1'30.217	316,3	16:23'52.345
16	21.567	26.147	17.324	25.282	1'30.320	317,2	16:25'22.665
17	21.689	26.138	17.488	25.358	1'30.673	315,4	16:26'53.338
18	21.783	26.303	17.388	25.370	1'30.844	301,3	16:28'24.182
19	21.747	26.176	17.325	25.301	1'30.549	298,8	16:29'54.731
20	21.667	26.144	17.408	25.688	1'30.907	311,8	16:31'25.638

Race Time 31'13.886

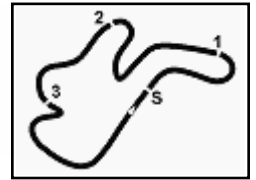
9° 5 Y. MONTELLA [1'29.656]							
Lap	Seg1	Seg2	Seg3	Seg4	Lap Time	km/h	Local Time
1		26.554	17.357	25.274	1'36.873	236,2	16:01'48.625
2	21.385	26.114	17.349	25.217	1'30.065	325,8	16:03'18.690
3	21.403	26.065	17.223	25.221	1'29.912	324,9	16:04'48.602
4	21.369	25.983	17.295	25.280	1'29.927	324,9	16:06'18.529

Race Time 31'13.886

23/02/2025 P = Pits In/Out - C = Lap Time Cancelled

These data/results cannot be reproduced, stored and/or transmitted in whole or in part by any manner of electronic, mechanical, photocopying, recording, broadcasting or otherwise now known or herein after developed without the previous express consent by the copyright owner, except for reproduction in daily press and regular printed publications on sale to the public within 60 days of the event related to those data/results and always provided that copyright symbol appears together as follows below.

© DORNA WSBK ORGANIZATION Srl 2025



Phillip Island 4.445 m

Australian Round, 21-23 February 2025
Chronological Analysis Race 2

Start at 16:00'11.752

3 / 4

12° 77 D. AEGERTER [1'29.853]							
Lap	Seg1	Seg2	Seg3	Seg4	Lap Time	km/h	Local Time
1		26.588	17.303	25.568	1'37.915	236.7	16:01'49.667
2	21.558	26.167	17.227	25.373	1'30.325	318,2	16:03'19.992
3	21.421	26.008	17.160	25.328	1'29.917	315,4	16:04'49.909
4	21.418	25.956	17.171	25.664	1'30.209	318,2	16:06'20.118
5	21.742	26.455	17.258	25.341	1'30.796	314,5	16:07'50.914
6	21.360	26.058	17.184	25.323	1'29.925	316,3	16:09'20.839
7	21.307	26.075	17.238	25.233	1'29.853	314,5	16:10'50.692
8	21.556	26.176	17.252	25.468	1'30.452	319,1	16:12'21.144
9	21.500	26.099	17.176	25.548	1'30.323	313,6	16:13'51.467
10	21.309	26.085	17.163	1'15.790	2'20.347P	310,0	16:16'11.814
11	31.244	26.035	17.131	25.286	1'39.696P		16:17'51.510
12	21.381	26.088	17.136	25.366	1'29.971	316,3	16:19'21.481
13	21.340	26.023	17.191	25.352	1'29.906	313,6	16:20'51.387
14	21.384	26.163	17.207	25.395	1'30.149	310,9	16:22'21.536
15	21.394	26.188	17.336	25.512	1'30.430	310,0	16:23'51.966
16	21.378	26.249	17.246	25.617	1'30.490	309,1	16:25'22.456
17	21.518	26.262	17.422	25.540	1'30.742	309,1	16:26'53.198
18	21.582	26.439	17.274	25.657	1'30.952	308,2	16:28'24.150
19	21.513	26.231	17.319	25.486	1'30.549	309,1	16:29'54.699
20	21.851	26.110	17.360	25.653	1'30.974	305,6	16:31'25.673
Race Time 31'13.921							

17	21.595	26.213	17.485	25.632	1'30.925	305,6	16:26'59.849
18	21.734	26.303	17.523	25.675	1'31.235	305,6	16:28'31.084
19	21.817	26.184	17.565	25.715	1'31.281	306,5	16:30'02.365
20	21.670	26.456	17.286	25.280	1'30.692	306,5	16:31'33.057
Race Time 31'21.305							

13° 31 G. GERLOFF [1'30.327]							
Lap	Seg1	Seg2	Seg3	Seg4	Lap Time	km/h	Local Time
1		26.832	17.407	25.281	1'38.051	241,5	16:01'49.803
2	21.737	26.263	17.325	25.293	1'30.618	310,9	16:03'20.421
3	21.554	26.650	17.476	25.237	1'30.917	319,1	16:04'51.338
4	21.752	26.061	17.472	25.411	1'30.696	315,4	16:06'22.034
5	21.517	26.166	17.346	25.362	1'30.391	316,3	16:07'52.425
6	21.732	26.187	17.293	25.284	1'30.496	321,0	16:09'22.921
7	21.605	26.170	17.608	25.433	1'30.816	315,4	16:10'53.737
8	21.703	26.225	17.528	25.417	1'30.873	313,6	16:12'24.610
9	21.807	26.180	17.484	25.466	1'30.937	316,3	16:13'55.547
10	21.919	26.254	17.522	1'16.579	2'22.274P	307,3	16:16'17.821
11	30.641	26.263	17.346	25.462	1'39.712P		16:17'57.533
12	21.609	26.184	17.418	25.409	1'30.620	312,7	16:19'28.153
13	21.644	26.190	17.400	25.340	1'30.574	310,0	16:20'58.727
14	21.601	26.147	17.392	25.369	1'30.509	311,8	16:22'29.236
15	21.512	26.193	17.368	25.541	1'30.614	311,8	16:23'59.850
16	21.592	26.058	17.471	25.206	1'30.327	311,8	16:25'30.177
17	21.548	26.181	17.488	25.328	1'30.545	312,7	16:27'00.722
18	21.541	26.031	17.282	25.522	1'30.376	311,8	16:28'31.098
19	21.698	26.364	17.496	25.737	1'31.295	307,3	16:30'02.393
20	21.556	26.359	17.327	25.384	1'30.626	313,6	16:31'33.019
Race Time 31'21.267							

15° 17 R. VICKERS [1'30.097]							
Lap	Seg1	Seg2	Seg3	Seg4	Lap Time	km/h	Local Time
1		26.795	17.436	25.266	1'38.221	236,2	16:01'49.973
2	21.857	26.162	17.401	25.158	1'30.578	298,0	16:03'20.551
3	21.626	26.263	17.485	25.343	1'30.717	318,2	16:04'51.268
4	21.602	26.002	17.450	25.388	1'30.442	319,1	16:06'21.710
5	21.656	26.149	17.412	25.227	1'30.444	316,3	16:07'52.154
6	21.821	26.042	17.458	25.246	1'30.567	317,2	16:09'22.721
7	25.874	26.280	17.460	25.405	1'35.019	316,3	16:10'57.740
8	21.751	26.206	17.550	25.361	1'30.868	313,6	16:12'28.608
9	21.812	26.127	17.382	25.403	1'30.724	311,8	16:13'59.332
10	21.756	26.217	17.456	25.433	1'30.862	312,7	16:15'30.194
11	21.840	26.230	17.537	1'15.370	2'20.977P	311,8	16:17'51.171
12	32.711	26.229	17.348	25.350	1'41.638P		16:19'32.809
13	21.746	25.974	17.321	25.321	1'30.362	312,7	16:21'03.171
14	21.621	26.063	17.373	25.260	1'30.317	314,5	16:22'33.488
15	21.576	25.944	17.394	25.271	1'30.185	313,6	16:24'03.673
16	21.597	25.923	17.353	25.224	1'30.097	313,6	16:25'33.770
17	21.626	26.219	17.556	25.232	1'30.633	313,6	16:27'04.403
18	21.699	26.131	17.312	25.715	1'30.857	311,8	16:28'35.260
19	21.864	26.158	17.441	25.321	1'30.784	312,7	16:30'06.044
20	21.666	26.175	17.380	25.303	1'30.524	314,5	16:31'36.568
Race Time 31'24.816							

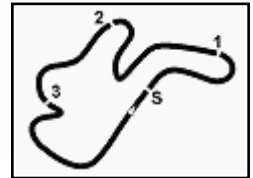
14° 60 M. VAN DER MARK [1'30.023]							
Lap	Seg1	Seg2	Seg3	Seg4	Lap Time	km/h	Local Time
1		26.711	17.336	25.576	1'37.843	234,7	16:01'49.595
2	21.756	26.292	17.309	25.201	1'30.558	313,6	16:03'20.153
3	21.514	26.084	17.249	25.280	1'30.127	318,2	16:04'50.280
4	21.459	26.077	17.307	25.180	1'30.023	318,2	16:06'20.303
5	21.679	26.171	17.361	25.517	1'30.728	317,2	16:07'51.031
6	21.562	26.036	17.282	25.258	1'30.138	320,1	16:09'21.169
7	21.481	26.121	17.468	25.385	1'30.455	317,2	16:10'51.624
8	21.486	26.141	17.327	25.464	1'30.418	314,5	16:12'22.042
9	21.525	26.097	17.367	25.503	1'30.492	311,8	16:13'52.534
10	21.629	26.211	17.401	1'16.904	2'22.145P	310,9	16:16'14.679
11	31.145	26.230	17.431	25.433	1'40.239P		16:17'54.918
12	21.497	26.084	17.354	25.432	1'30.367	309,1	16:19'25.285
13	21.506	26.216	17.461	25.525	1'30.708	309,1	16:20'55.993
14	21.611	26.314	17.552	25.619	1'31.096	307,3	16:22'27.089
15	21.567	26.189	17.484	25.632	1'30.872	306,5	16:23'57.961
16	21.635	26.198	17.533	25.597	1'30.963	306,5	16:25'28.924

16° 99 B. SOFUOGLU [1'31.051]							
Lap	Seg1	Seg2	Seg3	Seg4	Lap Time	km/h	Local Time
1		26.961	17.538	25.591	1'38.844	239,9	16:01'50.596
2	21.787	26.459	17.496	25.483	1'31.225	312,7	16:03'21.821
3	21.808	26.407	17.394	26.138	1'31.747	312,7	16:04'53.568
4	21.859	26.687	17.513	25.571	1'31.630	310,0	16:06'25.198
5	21.846	26.432	17.406	25.481	1'31.165	312,7	16:07'56.363
6	21.820	26.416	17.426	25.509	1'31.171	310,0	16:09'27.534
7	21.845	26.514	17.407	25.512	1'31.278	309,1	16:10'58.812
8	21.711	26.337	17.534	25.502	1'31.084	309,1	16:12'29.896
9	21.826	26.263	17.398	25.564	1'31.051	307,3	16:14'00.947
10	22.045	26.379	17.455	25.481	1'31.360	306,5	16:15'32.307
11	21.876	26.353	17.482	1'14.005	2'19.716P	310,0	16:17'52.023
12	34.309	26.393	17.319	25.535	1'43.556P		16:19'35.579
13	21.735	26.377	17.626	25.647	1'31.385	308,2	16:21'06.964
14	22.024	26.489	17.495	26.006	1'32.014	304,7	16:22'38.978
15	22.380	26.370	17.409	25.517	1'31.676	298,8	16:24'10.654
16	21.964	26.386	17.434	25.655	1'31.439	305,6	16:25'42.093
17	21.913	26.518	17.461	25.669	1'31.561	304,7	16:27'13.654
18	22.110	26.885	17.467	25.695	1'32.157	304,7	16:28'45.811
19	21.898	26.417	17.495	25.598	1'31.408	306,5	16:30'17.219
20	21.725	26.450	17.494	26.088	1'31.757	310,0	16:31'48.976
Race Time 31'37.224							

17° 53 T. RABAT [1'30.920]							
Lap	Seg1	Seg2	Seg3	Seg4	Lap Time	km/h	Local Time
1		27.016	17.636	25.523	1'39.007	242,0	16:01'50.759
2	21.819	26.423	17.548	25.362	1'31.152	312,7	16:03'21.911
3	21.918	26.557	17.542	25.745	1'31.762	309,1	16:04'53.673
4	21.915	26.268	17.544	25.480	1'31.207	301,3	16:06'24.880
5	21.825	26.379	17.474	25.555	1'31.233	306,5	16:07'56.113
6	21.855	26.440	17.457	25.520	1'31.272	307,3	16:09'27.385
7	21.827	26.449	17.533	25.560	1'31.369	305,6	16:10'58.754
8	21.943	26.452	17.544	25.416	1'31.355	308,2	16:12'30.109
9	21.775	26.246	17.503	25.396	1'30.920	310,9	16:14'01.029
10	21.659	26.327	17.492	25.564	1'31.042	310,9	16:15'32.071

23/02/2025 P = Pits In/Out - C = Lap Time Cancelled

These data/results cannot be reproduced, stored and/or transmitted in whole or in part by any manner of electronic, mechanical, photocopying, recording, broadcasting or otherwise now known or herein after developed without the previous express consent by the copyright owner, except for reproduction in daily press and regular printed publications on sale to the public within 60 days of the event related to those data/results and always provided that copyright symbol appears together as follows below.



Phillip Island 4.445 m

Australian Round, 21-23 February 2025

Chronological Analysis Race 2

Start at 16:00:11.752

4 / 4

11	21.996	26.780	17.630	1'14.801	2'21.207P	303,9	16:17'53.273	9	21.545	26.023	17.842	25.393	1'30.803	311,8	16:13'47.609
12	32.654	26.306	17.372	25.563	1'41.895P		16:19'35.178	10	21.660	25.902	17.324	1'14.797	2'19.683P	308,2	16:16'07.292
13	21.678	27.224	17.546	25.455	1'31.903	306,5	16:21'07.076	Race Time 15'55.540							
14	22.092	26.576	17.614	25.691	1'31.973	309,1	16:22'39.049	RET 95 T. MACKENZIE [1'31.059]							
15	21.925	26.384	17.618	25.645	1'31.572	304,7	16:24'10.621	Lap	Seg.1	Seg.2	Seg.3	Seg.4	Lap Time	km/h	Local Time
16	22.181	26.443	17.521	25.598	1'31.743	301,3	16:25'42.364	1		27.081	17.621	25.642	1'39.235	245,3	16:01'50.987
17	21.897	26.428	17.533	25.499	1'31.357	306,5	16:27'13.721	2	21.930	26.443	17.549	25.491	1'31.413	313,6	16:03'22.400
18	22.174	26.512	17.522	25.708	1'31.916	293,2	16:28'45.637	3	21.761	26.414	17.598	25.627	1'31.400	312,7	16:04'53.800
19	21.855	26.371	17.474	25.562	1'31.262	304,7	16:30'16.899	4	22.044	26.418	17.524	25.485	1'31.471	308,2	16:06'25.271
20	21.762	26.538	17.599	26.173	1'32.072	303,9	16:31'48.971	5	21.904	26.433	17.498	25.459	1'31.294	305,6	16:07'56.565
Race Time 31'37.219 + 2.000Pen								6	21.819	26.361	17.582	25.297	1'31.059	313,6	16:09'27.624
Race Time 9'15.872															

18° 49 T. NAGASHIMA [1'30.982]							
Lap	Seg.1	Seg.2	Seg.3	Seg.4	Lap Time	km/h	Local Time
1		27.173	17.679	25.671	1'39.469	239,3	16:01'51.221
2	21.864	29.077	17.704	25.774	1'34.419	312,7	16:03'25.640
3	21.962	26.476	17.535	25.669	1'31.642	307,3	16:04'57.282
4	21.838	26.395	17.533	25.707	1'31.473	308,2	16:06'28.755
5	21.849	26.278	17.751	25.723	1'31.601	307,3	16:08'00.356
6	21.997	26.303	17.629	25.741	1'31.670	306,5	16:09'32.026
7	21.844	26.309	17.701	25.838	1'31.692	304,7	16:11'03.718
8	22.079	26.561	17.678	25.876	1'32.194	303,0	16:12'35.912
9	21.924	26.337	17.530	25.680	1'31.471	303,0	16:14'07.383
10	21.950	26.370	17.667	1'18.866	2'24.853P	303,9	16:16'32.236
11	32.108	26.607	17.719	25.820	1'42.254P		16:18'14.490
12	21.841	26.863	18.215	25.747	1'32.666	306,5	16:19'47.156
13	21.789	26.309	17.540	25.636	1'31.274	304,7	16:21'18.430
14	21.798	26.405	17.596	25.536	1'31.335	304,7	16:22'49.765
15	21.789	26.511	17.632	25.561	1'31.493	306,5	16:24'21.258
16	21.900	26.431	17.532	25.491	1'31.354	304,7	16:25'52.612
17	21.974	26.342	17.549	25.572	1'31.437	305,6	16:27'24.049
18	22.066	26.240	17.600	25.566	1'31.472	306,5	16:28'55.521
19	21.858	26.235	17.417	25.472	1'30.982	305,6	16:30'26.503
20	21.836	26.483	17.720	25.833	1'31.872	306,5	16:31'58.375
Race Time 31'46.623							

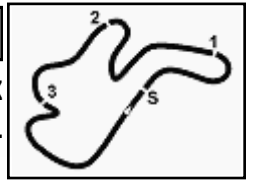
RET 87 R. GARDNER [1'30.317]							
Lap	Seg.1	Seg.2	Seg.3	Seg.4	Lap Time	km/h	Local Time
1		27.042	17.313	25.567	1'38.066	236,2	16:01'49.818
2	21.914	26.549	17.471	25.825	1'31.759	308,2	16:03'21.577
3	21.783	26.361	17.353	25.617	1'31.114	313,6	16:04'52.691
4	21.597	26.192	17.291	25.570	1'30.650	311,8	16:06'23.341
5	21.630	26.285	17.347	25.504	1'30.766	310,9	16:07'54.107
6	21.638	26.244	17.306	25.643	1'30.831	311,8	16:09'24.938
7	21.598	26.351	17.506	25.785	1'31.240	309,1	16:10'56.178
8	21.636	26.354	17.397	25.645	1'31.032	307,3	16:12'27.210
9	21.706	26.489	17.322	1'16.233	2'21.750P	306,5	16:14'48.960
10	31.207	26.710	17.315	25.460	1'40.692P		16:16'29.652
11	21.644	26.238	17.215	25.424	1'30.521	307,3	16:18'00.173
12	21.540	26.111	17.338	25.429	1'30.418	309,1	16:19'30.591
13	21.505	26.224	17.296	25.445	1'30.470	310,0	16:21'01.061
14	21.511	26.170	17.268	25.518	1'30.467	308,2	16:22'31.528
15	21.509	26.245	17.282	25.522	1'30.558	307,3	16:24'02.086
16	21.517	26.144	17.262	25.394	1'30.317	308,2	16:25'32.403
Race Time 25'20.651							

RET 1 T. RAZGATLIOGLU [1'29.360]							
Lap	Seg.1	Seg.2	Seg.3	Seg.4	Lap Time	km/h	Local Time
1		26.232	17.236	24.962	1'36.293	234,7	16:01'48.045
2	21.520	26.072	17.120	24.889	1'29.601	319,1	16:03'17.646
3	21.565	26.095	17.224	24.979	1'29.863	319,1	16:04'47.509
4	21.422	25.747	17.223	24.968	1'29.360	318,2	16:06'16.869
5	21.442	25.973	17.207	24.992	1'29.614	319,1	16:07'46.483
6	21.647	26.303	17.428	25.166	1'30.544	322,0	16:09'17.027
7	21.533	25.864	17.252	25.187	1'29.836	312,7	16:10'46.863
8	21.640	25.880	17.267	25.156	1'29.943	311,8	16:12'16.806

23/02/2025 P = Pits In/Out - C = Lap Time Cancelled

These data/results cannot be reproduced, stored and/or transmitted in whole or in part by any manner of electronic, mechanical, photocopying, recording, broadcasting or otherwise now known or herein after developed without the previous express consent by the copyright owner, except for reproduction in daily press and regular printed publications on sale to the public within 60 days of the event related to those data/results and always provided that copyright symbol appears together as follows below.

© DORNA WSBK ORGANIZATION Srl 2025



Phillip Island 4.445 m

Australian Round, 21-23 February 2025

Best Laps & Speeds

No.	Rider Bike	Nat	Best Lap		FP1		FP2		FP3		SP		RC1		WUP		SPRC		RC2	
			LL	SPD	LL	SPD	LL	SPD	LL	SPD	LL	SPD	LL	SPD	LL	SPD	LL	SPD	LL	SPD
1	11 N. BULEGA Ducati Panigale V4R	ITA	1'28.790 114 325,8		1'28.922 12 315,4	1'28.790 24 318,2		1'28.903 13 325,8		1'28.824 9 321,0	1'29.345 20 322,0	1'28.956 6 318,2	1'28.914 10 314,5	1'29.069 20 314,5						
2	19 A. BAUTISTA Ducati Panigale V4R	ESP	1'28.836 118 329,8		1'29.515 21 319,1	1'29.610 22 316,3		1'29.128 10 323,9		1'29.520 9 325,8	1'29.933 20 329,8	1'30.377 6 319,1	1'30.233 10 318,2	1'28.836 20 323,9						
3	1 T. RAZGATLIOGLU BMW M1000RR	TUR	1'28.918 93 326,8		1'29.779 13 314,5	1'29.599 16 313,6		1'29.106 9 326,8		1'28.918 8 324,9	1'30.053 20 326,8	1'29.498 7 315,4	1'29.625 10 315,4	1'29.360 10 322,0						
4	29 A. IANNONE Ducati Panigale V4R	ITA	1'29.033 110 331,8		1'29.289 17 323,9	1'29.196 17 317,2		1'29.308 11 327,8		1'29.266 9 324,9	1'30.051 20 331,8	1'29.304 6 319,1	1'29.033 10 319,1	1'29.234 20 321,0						
5	9 D. PETRUCCI Ducati Panigale V4R	ITA	1'29.226 112 332,9		1'29.584 15 319,1	1'29.604 21 321,0		1'29.226 11 322,0		1'29.657 8 325,8	1'30.069 20 332,9	1'29.415 7 317,2	1'29.534 10 314,5	1'29.445 20 321,0						
6	22 A. LOWES bimota KB998 Rimini	GBR	1'29.303 118 329,8		1'29.837 19 309,1	1'29.880 21 309,1		1'29.371 12 316,3		1'29.859 9 319,1	1'30.026 20 329,8	1'29.303 7 312,7	1'29.745 10 316,3	1'29.566 20 319,1						
7	14 S. LOWES Ducati Panigale V4R	GBR	1'29.307 116 324,9		1'29.929 20 316,3	1'29.799 20 313,6		1'29.412 11 319,1		1'29.870 8 322,0	1'29.651 20 324,9	1'29.307 7 314,5	1'29.491 10 316,3	1'29.501 20 319,1						
8	45 S. REDDING Ducati Panigale V4R	GBR	1'29.500 102 326,8		1'30.429 11 310,0	1'30.026 12 312,7		1'29.500 13 326,8		1'29.679 9 324,9	1'30.102 20 325,8	1'29.938 7 313,6	1'29.610 10 318,2	1'29.540 20 320,1						
9	47 A. BASSANI bimota KB998 Rimini	ITA	1'29.551 108 330,8		1'29.916 14 311,8	1'30.117 17 310,0		1'29.581 11 320,1		1'29.970 9 323,9	1'30.205 20 330,8	1'29.936 7 311,8	1'29.925 10 319,1	1'29.551 20 321,0						
10	87 R. GARDNER Yamaha YZF R1	AUS	1'29.565 94 320,1		1'30.553 16 315,4	1'30.299 17 310,9		1'29.565 9 317,2		1'29.834 8 320,1	1'31.342 11 315,4	1'30.391 7 312,7	1'29.896 10 318,2	1'30.317 16 313,6						
11	5 Y. MONTELLA Ducati Panigale V4R	ITA	1'29.628 104 328,8		1'30.289 23 319,1	1'29.815 23 315,4		1'29.686 11 322,9		1'29.962 9 323,9		1'30.112 7 321,0	1'29.628 10 327,8	1'29.656 20 325,8						
12	77 D. AEGERTER Yamaha YZF R1	SUI	1'29.739 117 325,8		1'29.739 24 314,5	1'30.676 17 308,2		1'30.215 10 319,1		1'30.099 9 320,1	1'30.687 20 325,8	1'30.154 7 320,1	1'30.031 10 320,1	1'29.853 20 319,1						
13	60 M. VAN DER MARK BMW M1000RR	NED	1'29.754 96 325,8		1'30.132 18 316,3	1'30.059 19 313,6		1'30.155 13 323,9		1'29.754 8 322,0	1'30.453 8 325,8		1'29.886 10 315,4	1'30.023 20 320,1						
14	55 A. LOCATELLI Yamaha YZF R1	ITA	1'29.776 113 327,8		1'29.849 17 319,1	1'30.105 20 311,8		1'29.982 10 320,1		1'29.783 10 322,9	1'30.295 20 327,8	1'29.919 6 309,1	1'29.790 10 319,1	1'29.776 20 319,1						
15	97 X. VIERGE Honda CBR1000 RR-R	ESP	1'29.876 110 327,8		1'30.381 18 316,3	1'30.205 21 315,4		1'30.011 6 323,9		1'29.924 9 327,8	1'30.670 20 327,8	1'30.326 6 313,6	1'30.006 10 319,1	1'29.876 20 321,0						
16	17 R. VICKERS Ducati Panigale V4R	GBR	1'30.097 107 323,9		1'30.560 16 318,2	1'30.169 17 317,2		1'30.237 8 323,9		1'30.292 9 322,9	1'31.187 20 322,9	1'30.388 7 321,0	1'30.246 10 317,2	1'30.097 20 319,1						
17	49 T. NAGASHIMA Honda CBR1000 RR-R	JPN	1'30.113 111 324,9		1'31.017 20 316,3	1'31.042 18 311,8		1'30.825 11 316,3		1'30.989 10 322,0	1'31.205 20 324,9	1'31.187 7 311,8	1'32.104 5 303,0	1'30.982 20 312,7						
18	31 G. GERLOFF Kawasaki ZX-10RR	USA	1'30.118 100 326,8		1'30.395 19 316,3	1'30.193 26 316,3		1'30.470 13 322,0		1'30.768 9 322,9	1'30.920 6 326,8	1'30.118 7 311,8	241,5	1'30.327 20 321,0						
19	7 I. LECUONA Honda CBR1000 RR-R	ESP	1'30.196 50 320,1		1'31.151 20 315,4	1'30.676 17 311,8		1'30.196 12 320,1		1 318,2										
20	53 T. RABAT Yamaha YZF R1	ESP	1'30.650 92 316,3		1'30.978 13 306,5	1'31.303 17 304,7		1'30.741 11 315,4		1'31.202 9 316,3	1'31.780 5 316,3	1'30.650 7 312,7	1'30.831 10 316,3	1'30.920 20 312,7						
21	95 T. MACKENZIE Honda CBR1000 RR-R	GBR	1'30.900 78 323,9		1'31.459 11 306,5	1'31.445 6 310,9		1'30.900 10 314,5		1'31.790 9 322,0	1'32.001 20 323,9	1'31.198 6 309,1	1'32.266 10 312,7	1'31.059 6 313,6						
22	99 B. SOFUOGLU Yamaha YZF R1	TUR	1'30.901 110 316,3		1'31.088 15 313,6	1'31.235 17 308,2		1'30.915 11 314,5		1'30.901 10 316,3	1'31.328 20 314,5	1'31.282 7 306,5	1'31.097 10 313,6	1'31.051 20 312,7						
23	21 Z. ZAIDI Honda CBR1000 RR-R	MAS	1'34.287 62 317,2		1'37.039 17 301,3	1'35.407 18 303,0		1'34.679 11 312,7		1'34.445 9 317,2		1'34.287 7 303,0								

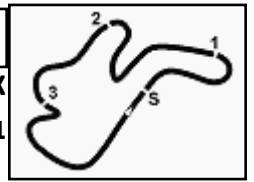
23/02/2025

These data/results cannot be reproduced, stored and/or transmitted in whole or in part by any manner of electronic, mechanical, photocopying, recording, broadcasting or otherwise now known or herein after developed without the previous express consent by the copyright owner, except for reproduction in daily press and regular printed publications on sale to the public within 60 days of the event related to those data/results and always provided that copyright symbol appears together as follows below.

© DORNA WSBK ORGANIZATION Srl 2025

FICR PERUGIA TIMING





Australian Round, 21-23 February 2025

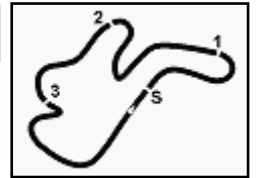
Fastest Laps Race 2

No.	Rider	Nat	Team	Bike	Class	Lap	Time	Gap
1	19 A. BAUTISTA	ESP	Aruba.it Racing - Ducati	Ducati Panigale V4R		11	1'28.836	
2	11 N. BULEGA	ITA	Aruba.it Racing - Ducati	Ducati Panigale V4R		6	1'29.069	0.233
3	29 A. IANNONE	ITA	Team Pata Go Eleven	Ducati Panigale V4R	IND	4	1'29.234	0.398
4	1 T. RAZGATLIOGLU	TUR	ROKIT BMW Motorrad WorldSBK Team	BMW M1000RR		4	1'29.360	0.524
5	9 D. PETRUCCI	ITA	Barni Spark Racing Team	Ducati Panigale V4R	IND	16	1'29.445	0.609
6	14 S. LOWES	GBR	ELF Marc VDS Racing Team	Ducati Panigale V4R	IND	16	1'29.501	0.665
7	45 S. REDDING	GBR	MGM BONDVO Racing	Ducati Panigale V4R	IND	14	1'29.540	0.704
8	47 A. BASSANI	ITA	bimota by Kawasaki Racing Team	bimota KB998 Rimini		20	1'29.551	0.715
9	22 A. LOWES	GBR	bimota by Kawasaki Racing Team	bimota KB998 Rimini		16	1'29.566	0.730
10	5 Y. MONTELLA	ITA	Barni Spark Racing Team	Ducati Panigale V4R	IND	20	1'29.656	0.820
11	55 A. LOCATELLI	ITA	Pata Maxus Yamaha	Yamaha YZF R1		15	1'29.776	0.940
12	77 D. AEGERTER	SUI	GYTR GRT Yamaha WorldSBK Team	Yamaha YZF R1		7	1'29.853	1.017
13	97 X. VIERGE	ESP	Honda HRC	Honda CBR1000 RR-R		12	1'29.876	1.040
14	60 M. VAN DER MARK	NED	ROKIT BMW Motorrad WorldSBK Team	BMW M1000RR		4	1'30.023	1.187
15	17 R. VICKERS	GBR	Motocorsa Racing	Ducati Panigale V4R	IND	16	1'30.097	1.261
16	87 R. GARDNER	AUS	GYTR GRT Yamaha WorldSBK Team	Yamaha YZF R1		16	1'30.317	1.481
17	31 G. GERLOFF	USA	Kawasaki WorldSBK Team	Kawasaki ZX-10RR		16	1'30.327	1.491
18	53 T. RABAT	ESP	Yamaha Motoxrcing WorldSBK Team	Yamaha YZF R1	IND	9	1'30.920	2.084
19	49 T. NAGASHIMA	JPN	Honda HRC	Honda CBR1000 RR-R		19	1'30.982	2.146
20	99 B. SOFUOGLU	TUR	Yamaha Motoxrcing WorldSBK Team	Yamaha YZF R1	IND	9	1'31.051	2.215
21	95 T. MACKENZIE	GBR	PETRONAS MIE Honda Racing Team	Honda CBR1000 RR-R	IND	6	1'31.059	2.223

23/02/2025

These data/results cannot be reproduced, stored and/or transmitted in whole or in part by any manner of electronic, mechanical, photocopying, recording, broadcasting or otherwise now known or herein after developed without the previous express consent by the copyright owner, except for reproduction in daily press and regular printed publications on sale to the public within 60 days of the event related to those data/results and always provided that copyright symbol appears together as follows below.

© DORNA WSBK ORGANIZATION Srl 2025



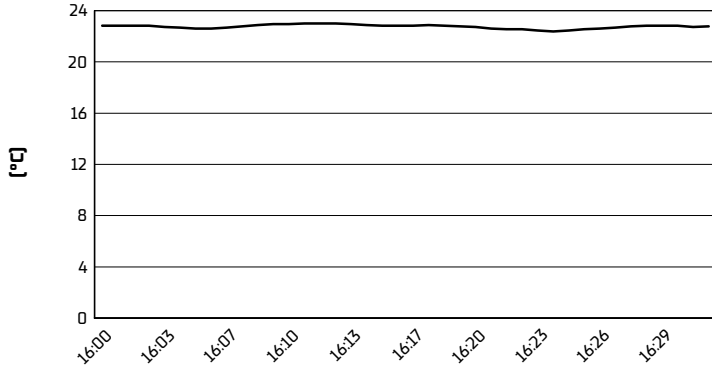
Phillip Island 4.445 m

Australian Round, 21-23 February 2025

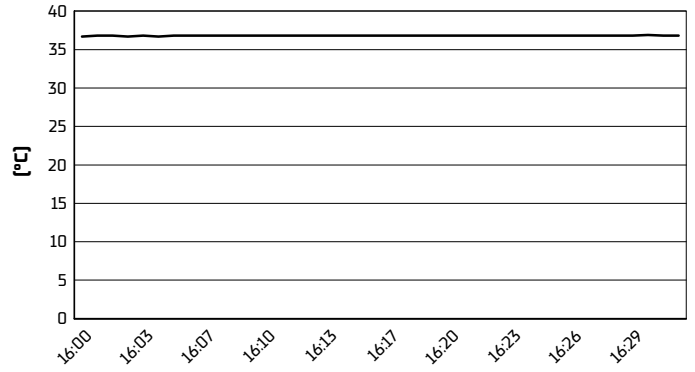
Weather Report Race 2

Session started 16:00 - Session ended 16:32

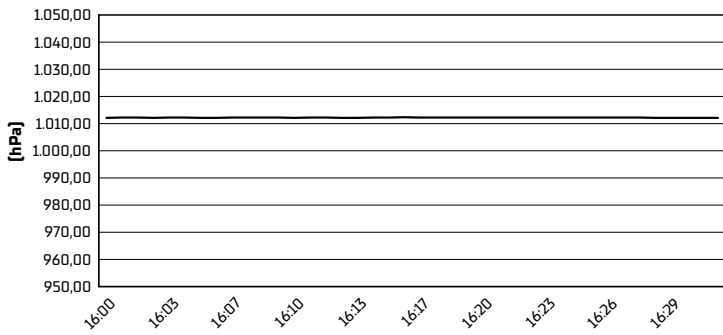
Air Temperature



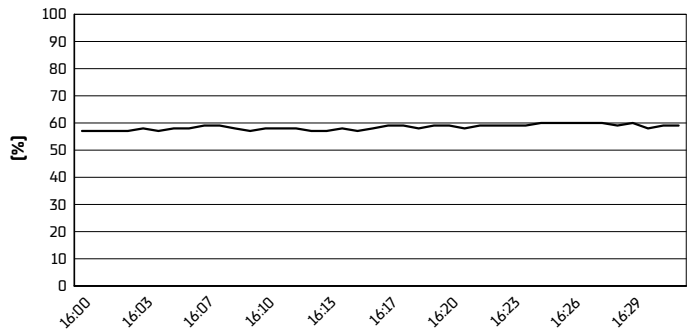
Track Temperature



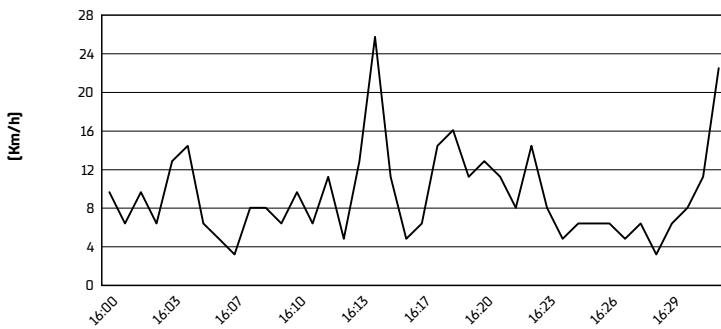
Air Pressure



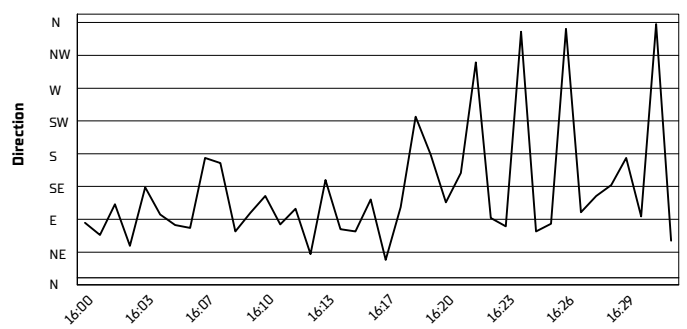
Humidity



Wind Speed



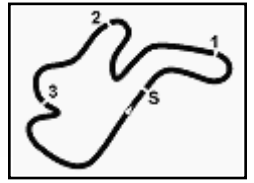
Wind Direction



23/02/2025

These data/results cannot be reproduced, stored and/or transmitted in whole or in part by any manner of electronic, mechanical, photocopying, recording, broadcasting or otherwise now known or herein after developed without the previous express consent by the copyright owner, except for reproduction in daily press and regular printed publications on sale to the public within 60 days of the event related to those data/results and always provided that copyright symbol appears together as follows below.

© DORNA WSBK ORGANIZATION Srl 2025



Phillip Island 4.445 m

Australian Round, 21-23 February 2025

Riders Performance

Rider	Points	Points From First	Points From Previous	February 23 PHILLIP ISLAND			March 23 PORTIMAO			April 13 ASSEN			May 4 CREMONA			May 18 MOST			June 15 MISANO			July 13 DONINGTON			July 27 BALATON			September 7 MAGNY-COURS			September 28 ARAGON			October 12 ESTORIL			October 19 JEREZ		
				SP	1	2	SP	1	2	SP	1	2	SP	1	2	SP	1	2	SP	1	2	SP	1	2	SP	1	2	SP	1	2	SP	1	2	SP	1	2	SP	1	2
1 BULEGA Nicolo (ITA)	62			1	1	1																																	
2 BAUTISTA Alvaro (ESP)	36	26		4	3	2																																	
3 IANNONE Andrea (ITA)	35	27	1	3	6	3																																	
4 PETRUCCI Danilo (ITA)	31	31	4	5	4	5																																	
5 REDDING Scott (GBR)	30	32	1	6	5	4																																	
6 LOCATELLI Andrea (ITA)	22	40	8	8	7	7																																	
7 LOWES Sam (GBR)	21	41	1	11	10	6																																	
8 RAZGATLIOGLU Toprak (TUR)	20	42	1	2	2	Rt																																	
9 LOWES Alex (GBR)	19	43	1	10	8	8																																	
10 BASSANI Axel (ITA)	14	48	5	14	9	10																																	
11 VIERGE Xavi (ESP)	10	52	4	12	11	11																																	
12 MONTELLA Yari (ITA)	9	53	1	13	Rt	9																																	
13 AEGERTER Dominique (SUI)	8	54	1	15	12	12																																	
14 VICKERS Ryan (GBR)	4	58	4	16	13	15																																	
15 GERLOFF Garrett (USA)	3	59	1	17	Rt	13																																	
16 VAN DER MARK Michael (NED)	2	60	1	7	Rt	14																																	
17 NAGASHIMA Tetsuta (JPN)	2	60	0	19	14	18																																	
18 SOFUOGLU Bahattin (TUR)	1	61	1	18	15	16																																	

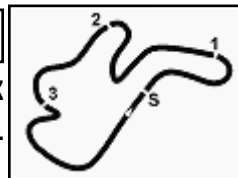
23/02/2025

SP = Superpole - 1 = Race 1 - 2 = Race 2

Ns = Did Not Start - Rt = Retired - Ex = Excluded

These data/results cannot be reproduced, stored and/or transmitted in whole or in part by any manner of electronic, mechanical, photocopying, recording, broadcasting or otherwise now known or herein after developed without the previous express consent by the copyright owner, except for reproduction in daily press and regular printed publications on sale to the public within 60 days of the event related to those data/results and always provided that copyright symbol appears together as follows below.

© DORNA WSBK ORGANIZATION Srl 2025



Phillip Island 4.445 m

Australian Round, 21-23 February 2025

Race Winners

	2022	2023	2024	2025
01 Phillip Island	RC1: Rea J. (GBR) KAW SPRC: Bautista A. (ESP) DUC RC2: Bautista A. (ESP) DUC	RC1: Bautista A. (ESP) DUC SPRC: Bautista A. (ESP) DUC RC2: Bautista A. (ESP) DUC	RC1: Bulega N. (ITA) DUC SPRC: Lowes A. (GBR) KAW RC2: Lowes A. (GBR) KAW	RC1: Bulega N. (ITA) DUC SPRC: Bulega N. (ITA) DUC RC2: Bulega N. (ITA) DUC
02 Portimao	RC1: Razgatlioglu T. (TUR) YAM SPRC: Razgatlioglu T. (TUR) YAM RC2: Bautista A. (ESP) DUC	RC1: Bautista A. (ESP) DUC SPRC: Bautista A. (ESP) DUC RC2: Bautista A. (ESP) DUC	RC1: Razgatlioglu T. (TUR) BMW SPRC: Razgatlioglu T. (TUR) BMW RC2: Razgatlioglu T. (TUR) BMW	
03 Assen	RC1: Rea J. (GBR) KAW SPRC: Rea J. (GBR) KAW RC2: Bautista A. (ESP) DUC	RC1: Bautista A. (ESP) DUC SPRC: Bautista A. (ESP) DUC RC2: Bautista A. (ESP) DUC	RC1: Spinelli N. (ITA) DUC SPRC: Bautista A. (ESP) DUC RC2: Razgatlioglu T. (TUR) BMW	
04 Cremona			RC1: Petrucci D. (ITA) DUC SPRC: Petrucci D. (ITA) DUC RC2: Petrucci D. (ITA) DUC	
05 Most	RC1: Bautista A. (ESP) DUC SPRC: Razgatlioglu T. (TUR) YAM RC2: Razgatlioglu T. (TUR) YAM	RC1: Rea J. (GBR) KAW SPRC: Razgatlioglu T. (TUR) YAM RC2: Bautista A. (ESP) DUC	RC1: Razgatlioglu T. (TUR) BMW SPRC: Razgatlioglu T. (TUR) BMW RC2: Razgatlioglu T. (TUR) BMW	
06 Misano	RC1: Bautista A. (ESP) DUC SPRC: Razgatlioglu T. (TUR) YAM RC2: Bautista A. (ESP) DUC	RC1: Bautista A. (ESP) DUC SPRC: Bautista A. (ESP) DUC RC2: Bautista A. (ESP) DUC	RC1: Razgatlioglu T. (TUR) BMW SPRC: Razgatlioglu T. (TUR) BMW RC2: Razgatlioglu T. (TUR) BMW	
07 Donington	RC1: Razgatlioglu T. (TUR) YAM SPRC: Razgatlioglu T. (TUR) YAM RC2: Razgatlioglu T. (TUR) YAM	RC1: Bautista A. (ESP) DUC SPRC: Razgatlioglu T. (TUR) YAM RC2: Bautista A. (ESP) DUC	RC1: Razgatlioglu T. (TUR) BMW SPRC: Razgatlioglu T. (TUR) BMW RC2: Razgatlioglu T. (TUR) BMW	
08 Balaton				
09 Magny-Cours	RC1: Bautista A. (ESP) DUC SPRC: Razgatlioglu T. (TUR) YAM RC2: Razgatlioglu T. (TUR) YAM	RC1: Razgatlioglu T. (TUR) YAM SPRC: Razgatlioglu T. (TUR) YAM RC2: Bautista A. (ESP) DUC	RC1: van der Mark M. (NED) BMW SPRC: Bulega N. (ITA) DUC RC2: Bulega N. (ITA) DUC	
10 Aragon	RC1: Rea J. (GBR) KAW SPRC: Bautista A. (ESP) DUC RC2: Bautista A. (ESP) DUC	RC1: Rinaldi M. (ITA) DUC SPRC: Bautista A. (ESP) DUC RC2: Bautista A. (ESP) DUC	RC1: Iannone A. (ITA) DUC SPRC: Bautista A. (ESP) DUC RC2: Bautista A. (ESP) DUC	
11 Estoril	RC1: Bautista A. (ESP) DUC SPRC: Rea J. (GBR) KAW RC2: Rea J. (GBR) KAW		RC1: Razgatlioglu T. (TUR) BMW SPRC: Bulega N. (ITA) DUC RC2: Razgatlioglu T. (TUR) BMW	
12 Jerez		RC1: Bautista A. (ESP) DUC SPRC: Bautista A. (ESP) DUC RC2: Bautista A. (ESP) DUC	RC1: Bulega N. (ITA) DUC SPRC: Bulega N. (ITA) DUC RC2: Razgatlioglu T. (TUR) BMW	

2025

3 N. Bulega

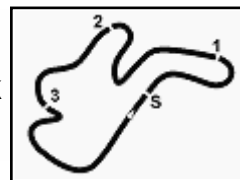
ALL TIMES

119 J. Rea	17 P. Chili	9 N. Bulega	3 R. Kiyonari	2 T. Rymer
63 A. Bautista	16 G. Falappa	9 S. Guintoli	3 L. Lanzi	1 T. Aoki
59 C. Fogarty	16 N. Hodgson	8 A. Gobert	3 D. Petrucci	1 A. Barros
57 T. Razgatlioglu	16 J. Toseland	8 F. Merkel	3 M. Tamada	1 G. Goodfellow
52 T. Bayliss	14 J. Kocinski	7 B. Bostrom	3 A. Yanagawa	1 N. Hayden
43 N. Haga	14 S. Russell	6 M. van der Mark	2 L. Baz	1 A. Iannone
34 T. Sykes	14 B. Spies	5 L. Haslam	2 S. Byrne	1 T. Kipp
33 T. Corser	13 E. Laverty	5 M. Rinaldi	2 D. Chandler	1 K. Kitagawa
32 C. Davies	13 A. Slight	5 D. Tardozzi	2 M. Dowson	1 G. McCoy
31 C. Edwards	12 S. Redding	4 M. Fabrizio	2 P. Goddard	1 A. Mekla
27 D. Polen	11 R. Laconi	4 Y. Kagayama	2 H. Izutsu	1 A. Morillas
24 C. Checa	11 S. Mertens	4 A. Lowes	2 M. Lucchiarri	1 F. Nieto
23 R. Roche	11 R. Xaus	4 R. Phillis	2 M. Lucchinelli	1 P. Picotte
22 M. Melandri	10 F. Pirovano	3 C. Crutchlow	2 K. Magee	1 A. Pitt
21 M. Biaggi	10 C. Vermeulen	3 M. Doohan	2 M. Neukirchner	1 J. Reynolds

23/02/2025

These data/results cannot be reproduced, stored and/or transmitted in whole or in part by any manner of electronic, mechanical, photocopying, recording, broadcasting or otherwise now known or herein after developed without the previous express consent by the copyright owner, except for reproduction in daily press and regular printed publications on sale to the public within 60 days of the event related to those data/results and always provided that copyright symbol appears together as follows below.

© DORNA WSBK ORGANIZATION Srl 2025



Phillip Island 4.445 m

Australian Round, 21-23 February 2025

Pit Times Race 2

Pit Intervention Time: 63 secs

No.	Rider	Bike		Race Time	Local Time	Pit Time	Delta	5 X Delta
1	T. RAZGATLIOGLU	BMW M1000RR	PIT IN	15'00.052	16:15'11.804			
			PIT OUT	16'03.182	16:16'14.934	1'03.130	+0.130	
			PIT IN	17'35.472	16:17'47.224			
5	Y. MONTELLA	Ducati Panigale V4R	PIT IN	15'00.529	16:15'12.281			
			PIT OUT	16'04.716	16:16'16.468	1'04.187	+1.187	
9	D. PETRUCCI	Ducati Panigale V4R	PIT IN	13'29.631	16:13'41.383			
			PIT OUT	14'33.520	16:14'45.272	1'03.889	+0.889	
11	N. BULEGA	Ducati Panigale V4R	PIT IN	14'53.016	16:15'04.768			
			PIT OUT	15'56.869	16:16'08.621	1'03.853	+0.853	
14	S. LOWES	Ducati Panigale V4R	PIT IN	13'29.842	16:13'41.594			
			PIT OUT	14'33.864	16:14'45.616	1'04.022	+1.022	
17	R. VICKERS	Ducati Panigale V4R	PIT IN	16'43.503	16:16'55.255			
			PIT OUT	17'47.002	16:17'58.754	1'03.499	+0.499	
19	A. BAUTISTA	Ducati Panigale V4R	PIT IN	13'27.159	16:13'38.911			
			PIT OUT	14'31.226	16:14'42.978	1'04.067	+1.067	
22	A. LOWES	bimota KB998 Rimini	PIT IN	13'31.389	16:13'43.141			
			PIT OUT	14'34.743	16:14'46.495	1'03.354	+0.354	
29	A. IANNONE	Ducati Panigale V4R	PIT IN	13'25.472	16:13'37.224			
			PIT OUT	14'29.362	16:14'41.114	1'03.890	+0.890	
31	G. GERLOFF	Kawasaki ZX-10RR	PIT IN	15'08.816	16:15'20.568			
			PIT OUT	16'12.011	16:16'23.763	1'03.195	+0.195	
45	S. REDDING	Ducati Panigale V4R	PIT IN	13'27.324	16:13'39.076			
			PIT OUT	14'29.743	16:14'41.495	1'02.419	-0.581	2.905
47	A. BASSANI	bimota KB998 Rimini	PIT IN	13'33.182	16:13'44.934			
			PIT OUT	14'36.081	16:14'47.833	1'02.899	-0.101	0.505
49	T. NAGASHIMA	Honda CBR1000 RR-R	PIT IN	15'21.935	16:15'33.687			
			PIT OUT	16'26.497	16:16'38.249	1'04.562	+1.562	
53	T. RABAT	Yamaha YZF R1	PIT IN	16'46.128	16:16'57.880			
			PIT OUT	17'48.728	16:18'00.480	1'02.600	-0.400	2.000
55	A. LOCATELLI	Yamaha YZF R1	PIT IN	15'01.175	16:15'12.927			
			PIT OUT	16'04.728	16:16'16.480	1'03.553	+0.553	
60	M. VAN DER MARK	BMW M1000RR	PIT IN	15'05.523	16:15'17.275			
			PIT OUT	16'09.060	16:16'20.812	1'03.537	+0.537	
77	D. AEGERTER	Yamaha YZF R1	PIT IN	15'03.409	16:15'15.161			
			PIT OUT	16'06.772	16:16'18.524	1'03.363	+0.363	
87	R. GARDNER	Yamaha YZF R1	PIT IN	13'40.543	16:13'52.295			
			PIT OUT	14'43.661	16:14'55.413	1'03.118	+0.118	
97	X. VIERGE	Honda CBR1000 RR-R	PIT IN	13'33.685	16:13'45.437			
			PIT OUT	14'37.514	16:14'49.266	1'03.829	+0.829	
99	B. SOFUOGLU	Yamaha YZF R1	PIT IN	16'46.195	16:16'57.947			
			PIT OUT	17'49.305	16:18'01.057	1'03.110	+0.110	
95	T. MACKENZIE	Honda CBR1000 RR-R						