

Australian Round, 21-23 February 2025
Chronological Analysis Race 2

Start at 16:00'11.752

1 / 4

1° 11 N. BULEGA [1'29.069]							
Lap	Seg1	Seg2	Seg3	Seg4	Lap Time	km/h	Local Time
1		25.882	17.049	24.951	1'34.382	233,1	16:01'46.134
2	21.331	25.783	17.049	25.042	1'29.205	311,8	16:03'15.339
3	21.307	25.828	17.087	25.110	1'29.332	314,5	16:04'44.671
4	21.347	25.800	17.081	24.997	1'29.225	312,7	16:06'13.896
5	21.339	25.793	17.136	24.974	1'29.242	313,6	16:07'43.138
6	21.392	25.689	17.073	24.915	1'29.069	312,7	16:09'12.207
7	21.352	25.829	17.097	24.999	1'29.277	311,8	16:10'41.484
8	21.409	25.907	17.114	25.042	1'29.472	312,7	16:12'10.956
9	21.394	26.005	17.180	25.104	1'29.683	312,7	16:13'40.639
10	21.321	25.920	17.208	1'16.899	2'21.348P	313,6	16:16'01.987
11	31.004	25.880	17.002	24.997	1'38.883P		16:17'40.870
12	21.347	25.825	17.152	25.073	1'29.397	312,7	16:19'10.267
13	21.468	26.214	17.200	25.074	1'29.956	314,5	16:20'40.223
14	21.363	25.851	17.068	25.014	1'29.296	312,7	16:22'09.519
15	21.339	25.861	17.179	25.176	1'29.555	313,6	16:23'39.074
16	21.343	25.826	17.129	25.046	1'29.344	313,6	16:25'08.418
17	21.320	25.932	17.143	25.135	1'29.530	312,7	16:26'37.948
18	21.427	25.943	17.136	25.104	1'29.610	311,8	16:28'07.558
19	21.474	25.980	17.184	24.993	1'29.631	313,6	16:29'37.189
20	21.398	25.991	17.247	25.341	1'29.977	313,6	16:31'07.166
Race Time 30'55.414							

17	21.389	25.824	17.230	25.118	1'29.561	318,2	16:26'41.471
18	21.551	25.921	17.173	25.096	1'29.741	317,2	16:28'11.212
19	21.491	25.949	17.289	25.148	1'29.877	314,5	16:29'41.089
20	21.584	25.987	17.257	25.229	1'30.057	316,3	16:31'11.146
Race Time 30'59.394							

2° 19 A. BAUTISTA [1'28.836]							
Lap	Seg1	Seg2	Seg3	Seg4	Lap Time	km/h	Local Time
1		26.276	17.176	25.006	1'36.178	238,8	16:01'47.930
2	21.456	26.087	17.038	24.965	1'29.546	322,0	16:03'17.476
3	21.296	25.997	17.098	25.075	1'29.466	318,2	16:04'46.942
4	21.325	25.921	17.134	25.104	1'29.484	323,9	16:06'16.426
5	21.509	26.092	17.210	24.965	1'29.776	316,3	16:07'46.202
6	21.408	25.816	17.100	25.077	1'29.401	317,2	16:09'15.603
7	21.520	25.958	17.140	25.225	1'29.843	317,2	16:10'45.446
8	21.401	25.873	17.066	25.321	1'29.661	315,4	16:12'15.107
9	21.349	25.808	17.127	1'17.005	2'21.289P	312,7	16:14'36.396
10	30.765	25.855	17.161	24.985	1'38.766P		16:16'15.162
11	21.252	25.789	16.987	24.808	1'28.836	319,1	16:17'43.998
12	21.403	25.982	17.005	25.149	1'29.539	312,7	16:19'13.537
13	21.423	25.895	17.200	25.104	1'29.622	315,4	16:20'43.159
14	21.341	25.778	17.068	25.080	1'29.267	315,4	16:22'12.426
15	21.294	25.803	17.102	25.137	1'29.336	315,4	16:23'41.762
16	21.355	25.980	17.138	25.030	1'29.503	316,3	16:25'11.265
17	21.383	25.874	17.068	25.073	1'29.398	317,2	16:26'40.663
18	21.383	25.893	17.090	25.116	1'29.482	316,3	16:28'10.145
19	21.400	25.980	17.222	25.111	1'29.713	315,4	16:29'39.858
20	21.421	26.023	17.221	25.246	1'29.911	317,2	16:31'09.769
Race Time 30'58.017							

4° 45 S. REDDING [1'29.540]							
Lap	Seg1	Seg2	Seg3	Seg4	Lap Time	km/h	Local Time
1		25.909	17.139	25.153	1'35.078	234,7	16:01'46.830
2	21.497	25.889	17.185	25.213	1'29.784	316,3	16:03'16.614
3	21.496	25.852	17.187	25.192	1'29.727	316,3	16:04'46.341
4	21.489	25.830	17.308	25.182	1'29.809	315,4	16:06'16.150
5	21.572	25.903	17.302	25.210	1'29.987	313,6	16:07'46.137
6	21.660	25.878	17.216	25.140	1'29.894	306,5	16:09'16.031
7	21.404	25.877	17.163	25.197	1'29.641	318,2	16:10'45.672
8	21.452	25.825	17.201	25.157	1'29.635	318,2	16:12'15.307
9	21.445	25.812	17.115	1'13.109	2'17.481P	318,2	16:14'32.788
10	33.386	25.829	17.121	25.106	1'41.442P		16:16'14.230
11	21.448	25.985	17.075	25.122	1'29.630	314,5	16:17'43.860
12	21.629	26.027	17.119	25.059	1'29.834	313,6	16:19'13.694
13	21.477	26.075	17.183	25.266	1'30.001	317,2	16:20'43.695
14	21.405	25.917	17.118	25.100	1'29.540	320,1	16:22'13.235
15	21.455	25.840	17.157	25.144	1'29.596	318,2	16:23'42.831
16	21.506	26.077	17.211	25.126	1'29.920	318,2	16:25'12.751
17	21.522	25.897	17.229	25.159	1'29.807	315,4	16:26'42.558
18	21.617	25.962	17.165	25.184	1'29.928	313,6	16:28'12.486
19	21.612	25.971	17.304	25.258	1'30.145	313,6	16:29'42.631
20	21.476	25.839	17.176	25.182	1'29.673	313,6	16:31'12.304
Race Time 31'00.552 + 2.905Pen							

3° 29 A. IANNONE [1'29.234]							
Lap	Seg1	Seg2	Seg3	Seg4	Lap Time	km/h	Local Time
1		25.963	17.066	25.059	1'34.729	232,1	16:01'46.481
2	21.298	25.954	17.131	25.076	1'29.459	317,2	16:03'15.940
3	21.357	25.964	17.189	25.048	1'29.558	319,1	16:04'45.498
4	21.340	25.858	17.065	24.971	1'29.234	316,3	16:06'14.732
5	21.312	25.894	17.127	25.085	1'29.418	317,2	16:07'44.150
6	21.392	25.725	17.158	25.085	1'29.360	317,2	16:09'13.510
7	21.430	25.923	17.235	25.139	1'29.727	315,4	16:10'43.237
8	21.443	25.953	17.259	25.125	1'29.780	312,7	16:12'13.017
9	21.438	26.013	17.206	1'16.687	2'21.344P	314,5	16:14'34.361
10	31.605	25.813	17.165	25.104	1'39.687P		16:16'14.048
11	21.453	25.901	17.177	25.151	1'29.682	312,7	16:17'43.730
12	21.464	25.933	17.155	25.229	1'29.781	313,6	16:19'13.511
13	21.549	26.063	17.143	25.100	1'29.855	311,8	16:20'43.366
14	21.418	25.869	17.108	25.056	1'29.451	318,2	16:22'12.817
15	21.379	25.861	17.094	25.049	1'29.383	320,1	16:23'42.200
16	21.297	25.874	17.414	25.125	1'29.710	321,0	16:25'11.910

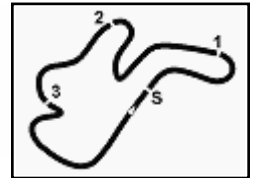
5° 9 D. PETRUCCI [1'29.445]							
Lap	Seg1	Seg2	Seg3	Seg4	Lap Time	km/h	Local Time
1		26.071	17.210	25.174	1'35.515	229,2	16:01'47.267
2	21.348	25.981	17.179	25.184	1'29.692	319,1	16:03'16.959
3	21.347	25.992	17.166	25.189	1'29.694	320,1	16:04'46.653
4	21.446	25.929	17.184	25.183	1'29.742	319,1	16:06'16.395
5	21.442	26.044	17.226	25.067	1'29.779	321,0	16:07'46.174
6	21.814	26.900	17.220	25.127	1'31.061	298,8	16:09'17.235
7	21.529	25.987	17.193	25.124	1'29.833	317,2	16:10'47.068
8	21.640	25.943	17.114	25.186	1'29.883	321,0	16:12'16.951
9	21.606	26.074	17.248	1'16.830	2'21.758P	319,1	16:14'38.709
10	31.335	26.038	17.192	25.103	1'39.668P		16:16'18.377
11	21.561	26.159	17.127	25.176	1'30.023	312,7	16:17'48.400
12	21.519	26.030	17.264	25.138	1'29.951	311,8	16:19'18.351
13	21.479	25.910	17.335	25.282	1'30.006	318,2	16:20'48.357
14	21.613	25.976	17.184	25.086	1'29.859	311,8	16:22'18.216
15	21.502	25.915	17.236	25.154	1'29.807	318,2	16:23'48.023
16	21.364	25.949	17.102	25.030	1'29.445	320,1	16:25'17.468
17	21.443	25.856	17.196	25.072	1'29.567	320,1	16:26'47.035
18	21.550	25.894	17.158	25.121	1'29.723	318,2	16:28'16.758
19	21.654	26.323	17.222	25.048	1'30.247	317,2	16:29'47.005
20	21.482	26.075	17.223	25.390	1'30.170	315,4	16:31'17.175
Race Time 31'05.423							

6° 14 S. LOWES [1'29.501]							
Lap	Seg1	Seg2	Seg3	Seg4	Lap Time	km/h	Local Time
1		26.379	17.290	25.072	1'35.880	233,1	16:01'47.632
2	21.488	26.133	17.109	25.082	1'29.812	317,2	16:03'17.444
3	21.405	26.156	17.268	25.144	1'29.973	310,0	16:04'47.417
4	21.650	25.934	17.121	25.069	1'29.774	315,4	16:06'17.191
5	21.386	26.050	17.138	25.197	1'29.771	319,1	16:07'46.962
6	21.428	26.197	17.370	25.239	1'30.234	318,2	16:09'17.196
7	21.658	26.078	17.207	25.166	1'30.109	314,5	16:10'47.305
8	21.529	25.996	17.136	25.206	1'29.867	313,6	16:12'17.172
9	21.468	26.185	17.238	1'16.654	2'21.545P	319,1	16:14'38.717
10	31.584	25.962	17.176	25.012	1'39.734P		16:16'18.451

23/02/2025

P = Pits In/Out - C = Lap Time Cancelled

These data/results cannot be reproduced, stored and/or transmitted in whole or in part by any manner of electronic, mechanical, photocopying, recording, broadcasting or otherwise now known or herein after developed without the previous express consent by the copyright owner, except for reproduction in daily press and regular printed publications on sale to the public within 60 days of the event related to those data/results and always provided that copyright symbol appears together as follows below.



Phillip Island 4.445 m

Australian Round, 21-23 February 2025
Chronological Analysis Race 2

Start at 16:00'11.752

2 / 4

11	21.624	26.184	17.114	25.069	1'29.991	312,7	16:17'48.442	5	21.575	26.190	17.117	25.088	1'29.970	318,2	16:07'48.499
12	21.270	26.129	17.153	25.252	1'29.804	312,7	16:19'18.246	6	21.313	25.952	17.291	25.137	1'29.693	320,1	16:09'18.192
13	21.723	26.075	17.249	25.127	1'30.174	309,1	16:20'48.420	7	21.369	26.061	17.198	25.187	1'29.815	322,9	16:10'48.007
14	21.370	25.933	17.106	25.242	1'29.651	314,5	16:22'18.071	8	21.405	25.975	17.266	25.305	1'29.951	322,0	16:12'17.958
15	21.391	25.930	17.150	25.237	1'29.708	308,2	16:23'47.779	9	21.399	26.025	17.230	25.295	1'29.949	321,0	16:13'47.907
16	21.380	25.871	17.039	25.211	1'29.501	309,1	16:25'17.280	10	21.584	26.130	17.227	1'17.066	2'22.007P	318,2	16:16'09.914
17	21.371	25.883	17.140	25.194	1'29.588	309,1	16:26'46.868	11	31.833	26.228	17.176	25.178	1'40.415P		16:17'50.329
18	21.414	25.946	17.138	25.305	1'29.803	310,0	16:28'16.671	12	21.344	26.051	17.198	25.262	1'29.855	320,1	16:19'20.184
19	21.826	26.064	17.183	25.194	1'30.267	307,3	16:29'46.938	13	21.340	25.994	17.243	25.125	1'29.702	322,0	16:20'49.886
20	21.659	26.155	17.268	25.243	1'30.325	307,3	16:31'17.263	14	21.394	26.038	17.160	25.147	1'29.739	320,1	16:22'19.625

Race Time 31'05.511

7° 55 A. LOCATELLI [1'29.776]							
Lap	Seg.1	Seg.2	Seg.3	Seg.4	Lap Time	km/h	Local Time
1		26.016	17.205	25.245	1'35.811	231,2	16:01'47.563
2	21.452	25.989	17.198	25.207	1'29.846	316,3	16:03'17.409
3	21.699	26.395	17.268	25.201	1'30.563	301,3	16:04'47.972
4	21.505	25.885	17.312	25.514	1'30.216	316,3	16:06'18.188
5	21.598	26.065	17.315	25.285	1'30.263	307,3	16:07'48.451
6	21.602	26.001	17.310	25.140	1'30.053	310,9	16:09'18.504
7	21.545	26.028	17.318	25.155	1'30.046	319,1	16:10'48.550
8	21.568	26.019	17.245	25.272	1'30.104	315,4	16:12'18.654
9	21.432	26.005	17.377	25.248	1'30.062	314,5	16:13'48.716
10	21.576	26.021	17.271	1'16.201	2'21.069P	312,7	16:16'09.785
11	30.925	26.038	17.176	25.221	1'39.360P		16:17'49.145
12	21.483	26.005	17.193	25.192	1'29.873	310,9	16:19'19.018
13	21.525	26.033	17.303	25.212	1'30.073	315,4	16:20'49.091
14	21.515	25.921	17.225	25.181	1'29.842	310,9	16:22'18.933
15	21.458	25.904	17.214	25.200	1'29.776	312,7	16:23'48.709
16	21.392	25.979	17.206	25.210	1'29.787	313,6	16:25'18.496
17	21.526	25.951	17.216	25.217	1'29.910	311,8	16:26'48.406
18	21.603	25.951	17.192	25.174	1'29.920	310,0	16:28'18.326
19	21.648	25.963	17.299	25.111	1'30.021	311,8	16:29'48.347
20	21.521	25.928	17.210	25.243	1'29.902	312,7	16:31'18.249

Race Time 31'06.616

10° 47 A. BASSANI [1'29.551]							
Lap	Seg.1	Seg.2	Seg.3	Seg.4	Lap Time	km/h	Local Time
1		26.480	17.311	25.321	1'37.077	228,2	16:01'48.829
2	21.527	26.180	17.260	25.276	1'30.243	321,0	16:03'19.072
3	21.847	26.110	17.175	25.253	1'30.385	316,3	16:04'49.457
4	21.554	26.025	17.332	25.846	1'30.757	318,2	16:06'20.214
5	21.534	26.016	17.221	25.216	1'29.987	318,2	16:07'50.201
6	21.470	25.925	17.240	25.267	1'29.902	315,4	16:09'20.103
7	21.587	26.184	17.375	25.257	1'30.403	318,2	16:10'50.506
8	21.633	25.922	17.231	25.235	1'30.021	317,2	16:12'20.527
9	21.538	25.972	17.125	1'16.593	2'21.228P	312,7	16:14'41.755
10	30.973	26.076	17.150	25.169	1'39.368P		16:16'21.123
11	21.646	25.914	17.074	25.330	1'29.964	311,8	16:17'51.087
12	21.466	25.883	17.038	25.251	1'29.638	315,4	16:19'20.725
13	21.426	25.967	17.089	25.157	1'29.639	316,3	16:20'50.364
14	21.426	25.949	17.093	25.181	1'29.649	315,4	16:22'20.013
15	21.482	25.873	17.198	25.093	1'29.646	316,3	16:23'49.659
16	21.588	25.922	17.176	25.142	1'29.828	321,0	16:25'19.487
17	21.553	26.068	17.171	24.992	1'29.784	318,2	16:26'49.271
18	21.599	26.011	17.117	25.148	1'29.875	310,0	16:28'19.146
19	21.585	26.100	17.124	25.073	1'29.882	320,1	16:29'49.028
20	21.532	25.937	17.028	25.054	1'29.551	320,1	16:31'18.579

Race Time 31'06.827 + 0.505Pen

8° 22 A. LOWES [1'29.566]							
Lap	Seg.1	Seg.2	Seg.3	Seg.4	Lap Time	km/h	Local Time
1		26.206	17.228	25.136	1'36.136	228,2	16:01'47.888
2	21.838	26.128	17.175	25.303	1'30.444	314,5	16:03'18.332
3	21.480	26.108	17.149	25.132	1'29.869	311,8	16:04'48.201
4	21.547	25.871	17.220	25.354	1'29.992	315,4	16:06'18.193
5	21.807	26.538	17.174	25.090	1'30.609	302,2	16:07'48.802
6	21.545	26.098	17.140	25.065	1'29.848	311,8	16:09'18.650
7	21.587	26.103	17.229	25.382	1'30.301	319,1	16:10'48.951
8	21.517	26.083	17.101	25.290	1'29.991	310,9	16:12'18.942
9	21.464	26.062	17.188	1'16.803	2'21.517P	312,7	16:14'40.459
10	30.799	25.979	17.119	25.143	1'39.040P		16:16'19.499
11	21.512	26.175	17.116	25.095	1'29.898	308,2	16:17'49.397
12	21.508	26.042	17.119	25.278	1'29.947	313,6	16:19'19.344
13	21.471	26.042	17.192	25.113	1'29.818	314,5	16:20'49.162
14	21.650	26.008	17.138	25.073	1'29.869	312,7	16:22'19.031
15	21.620	26.055	17.207	25.308	1'30.190	311,8	16:23'49.221
16	21.555	25.838	17.072	25.101	1'29.566	304,7	16:25'18.787
17	21.546	25.998	17.233	25.092	1'29.869	309,1	16:26'48.656
18	21.622	25.998	17.090	25.173	1'29.883	313,6	16:28'18.539
19	21.612	26.106	17.155	25.121	1'29.994	310,9	16:29'48.533
20	21.504	25.928	17.199	25.182	1'29.813	308,2	16:31'18.346

Race Time 31'06.594

11° 97 X. VIERGE [1'29.876]							
Lap	Seg.1	Seg.2	Seg.3	Seg.4	Lap Time	km/h	Local Time
1		26.425	17.339	25.166	1'37.253	236,2	16:01'49.005
2	21.616	26.114	17.311	25.100	1'30.141	320,1	16:03'19.146
3	21.541	26.014	17.305	25.188	1'30.048	321,0	16:04'49.194
4	21.561	26.048	17.380	25.325	1'30.314	319,1	16:06'19.508
5	21.524	26.116	17.299	25.202	1'30.141	316,3	16:07'49.649
6	21.463	26.129	17.385	25.195	1'30.172	318,2	16:09'19.821
7	21.573	26.212	17.491	25.238	1'30.514	317,2	16:10'50.335
8	21.572	26.368	17.334	25.599	1'30.873	315,4	16:12'21.208
9	21.709	26.185	17.290	1'16.835	2'22.019P	316,3	16:14'43.227
10	30.440	26.004	17.316	25.142	1'38.902P		16:16'22.129
11	21.574	25.988	17.236	25.142	1'29.940	312,7	16:17'52.069
12	21.427	26.034	17.304	25.111	1'29.876	318,2	16:19'21.945
13	21.447	25.996	17.329	25.141	1'29.913	320,1	16:20'51.858
14	21.526	26.018	17.383	25.343	1'30.270	318,2	16:22'22.128
15	21.551	26.083	17.353	25.230	1'30.217	316,3	16:23'52.345
16	21.567	26.147	17.324	25.282	1'30.320	317,2	16:25'22.665
17	21.689	26.138	17.488	25.358	1'30.673	315,4	16:26'53.338
18	21.783	26.303	17.388	25.370	1'30.844	301,3	16:28'24.182
19	21.747	26.176	17.325	25.301	1'30.549	298,8	16:29'54.731
20	21.667	26.144	17.408	25.688	1'30.907	311,8	16:31'25.638

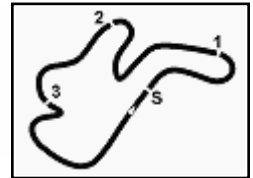
Race Time 31'13.886

9° 5 Y. MONTELLA [1'29.656]							
Lap	Seg.1	Seg.2	Seg.3	Seg.4	Lap Time	km/h	Local Time
1		26.554	17.357	25.274	1'36.873	236,2	16:01'48.625
2	21.385	26.114	17.349	25.217	1'30.065	325,8	16:03'18.690
3	21.403	26.065	17.223	25.221	1'29.912	324,9	16:04'48.602
4	21.369	25.983	17.295	25.280	1'29.927	324,9	16:06'18.529

23/02/2025 P = Pits In/Out - C = Lap Time Cancelled

These data/results cannot be reproduced, stored and/or transmitted in whole or in part by any manner of electronic, mechanical, photocopying, recording, broadcasting or otherwise now known or herein after developed without the previous express consent by the copyright owner, except for reproduction in daily press and regular printed publications on sale to the public within 60 days of the event related to those data/results and always provided that copyright symbol appears together as follows below.

© DORNA WSBK ORGANIZATION Srl 2025



Australian Round, 21-23 February 2025
Chronological Analysis Race 2

Start at 16:00'11.752

3 / 4

12° 77 D. AEGERTER [1'29.853]							
Lap	Seg1	Seg2	Seg3	Seg4	Lap Time	km/h	Local Time
1		26.588	17.303	25.568	1'37.915	236.7	16:01'49.667
2	21.558	26.167	17.227	25.373	1'30.325	318,2	16:03'19.992
3	21.421	26.008	17.160	25.328	1'29.917	315,4	16:04'49.909
4	21.418	25.956	17.171	25.664	1'30.209	318,2	16:06'20.118
5	21.742	26.455	17.258	25.341	1'30.796	314,5	16:07'50.914
6	21.360	26.058	17.184	25.323	1'29.925	316,3	16:09'20.839
7	21.307	26.075	17.238	25.233	1'29.853	314,5	16:10'50.692
8	21.556	26.176	17.252	25.468	1'30.452	319,1	16:12'21.144
9	21.500	26.099	17.176	25.548	1'30.323	313,6	16:13'51.467
10	21.309	26.085	17.163	1'15.790	2'20.347P	310,0	16:16'11.814
11	31.244	26.035	17.131	25.286	1'39.696P		16:17'51.510
12	21.381	26.088	17.136	25.366	1'29.971	316,3	16:19'21.481
13	21.340	26.023	17.191	25.352	1'29.906	313,6	16:20'51.387
14	21.384	26.163	17.207	25.395	1'30.149	310,9	16:22'21.536
15	21.394	26.188	17.336	25.512	1'30.430	310,0	16:23'51.966
16	21.378	26.249	17.246	25.617	1'30.490	309,1	16:25'22.456
17	21.518	26.262	17.422	25.540	1'30.742	309,1	16:26'53.198
18	21.582	26.439	17.274	25.657	1'30.952	308,2	16:28'24.150
19	21.513	26.231	17.319	25.486	1'30.549	309,1	16:29'54.699
20	21.851	26.110	17.360	25.653	1'30.974	305,6	16:31'25.673
Race Time 31'13.921							

17	21.595	26.213	17.485	25.632	1'30.925	305,6	16:26'59.849
18	21.734	26.303	17.523	25.675	1'31.235	305,6	16:28'31.084
19	21.817	26.184	17.565	25.715	1'31.281	306,5	16:30'02.365
20	21.670	26.456	17.286	25.280	1'30.692	306,5	16:31'33.057
Race Time 31'21.305							

13° 31 G. GERLOFF [1'30.327]							
Lap	Seg1	Seg2	Seg3	Seg4	Lap Time	km/h	Local Time
1		26.832	17.407	25.281	1'38.051	241,5	16:01'49.803
2	21.737	26.263	17.325	25.293	1'30.618	310,9	16:03'20.421
3	21.554	26.650	17.476	25.237	1'30.917	319,1	16:04'51.338
4	21.752	26.061	17.472	25.411	1'30.696	315,4	16:06'22.034
5	21.517	26.166	17.346	25.362	1'30.391	316,3	16:07'52.425
6	21.732	26.187	17.293	25.284	1'30.496	321,0	16:09'22.921
7	21.605	26.170	17.608	25.433	1'30.816	315,4	16:10'53.737
8	21.703	26.225	17.528	25.417	1'30.873	313,6	16:12'24.610
9	21.807	26.180	17.484	25.466	1'30.937	316,3	16:13'55.547
10	21.919	26.254	17.522	1'16.579	2'22.274P	307,3	16:16'17.821
11	30.641	26.263	17.346	25.462	1'39.712P		16:17'57.533
12	21.609	26.184	17.418	25.409	1'30.620	312,7	16:19'28.153
13	21.644	26.190	17.400	25.340	1'30.574	310,0	16:20'58.727
14	21.601	26.147	17.392	25.369	1'30.509	311,8	16:22'29.236
15	21.512	26.193	17.368	25.541	1'30.614	311,8	16:23'59.850
16	21.592	26.058	17.471	25.206	1'30.327	311,8	16:25'30.177
17	21.548	26.181	17.488	25.328	1'30.545	312,7	16:27'00.722
18	21.541	26.031	17.282	25.522	1'30.376	311,8	16:28'31.098
19	21.698	26.364	17.496	25.737	1'31.295	307,3	16:30'02.393
20	21.556	26.359	17.327	25.384	1'30.626	313,6	16:31'33.019
Race Time 31'21.267							

15° 17 R. VICKERS [1'30.097]							
Lap	Seg1	Seg2	Seg3	Seg4	Lap Time	km/h	Local Time
1		26.795	17.436	25.266	1'38.221	236,2	16:01'49.973
2	21.857	26.162	17.401	25.158	1'30.578	298,0	16:03'20.551
3	21.626	26.263	17.485	25.343	1'30.717	318,2	16:04'51.268
4	21.602	26.002	17.450	25.388	1'30.442	319,1	16:06'21.710
5	21.656	26.149	17.412	25.227	1'30.444	316,3	16:07'52.154
6	21.821	26.042	17.458	25.246	1'30.567	317,2	16:09'22.721
7	25.874	26.280	17.460	25.405	1'35.019	316,3	16:10'57.740
8	21.751	26.206	17.550	25.361	1'30.868	313,6	16:12'28.608
9	21.812	26.127	17.382	25.403	1'30.724	311,8	16:13'59.332
10	21.756	26.217	17.456	25.433	1'30.862	312,7	16:15'30.194
11	21.840	26.230	17.537	1'15.370	2'20.977P	311,8	16:17'51.171
12	32.711	26.229	17.348	25.350	1'41.638P		16:19'32.809
13	21.746	25.974	17.321	25.321	1'30.362	312,7	16:21'03.171
14	21.621	26.063	17.373	25.260	1'30.317	314,5	16:22'33.488
15	21.576	25.944	17.394	25.271	1'30.185	313,6	16:24'03.673
16	21.597	25.923	17.353	25.224	1'30.097	313,6	16:25'33.770
17	21.626	26.219	17.556	25.232	1'30.633	313,6	16:27'04.403
18	21.699	26.131	17.312	25.715	1'30.857	311,8	16:28'35.260
19	21.864	26.158	17.441	25.321	1'30.784	312,7	16:30'06.044
20	21.666	26.175	17.380	25.303	1'30.524	314,5	16:31'36.568
Race Time 31'24.816							

14° 60 M. VAN DER MARK [1'30.023]							
Lap	Seg1	Seg2	Seg3	Seg4	Lap Time	km/h	Local Time
1		26.711	17.336	25.576	1'37.843	234,7	16:01'49.595
2	21.756	26.292	17.309	25.201	1'30.558	313,6	16:03'20.153
3	21.514	26.084	17.249	25.280	1'30.127	318,2	16:04'50.280
4	21.459	26.077	17.307	25.180	1'30.023	318,2	16:06'20.303
5	21.679	26.171	17.361	25.517	1'30.728	317,2	16:07'51.031
6	21.562	26.036	17.282	25.258	1'30.138	320,1	16:09'21.169
7	21.481	26.121	17.468	25.385	1'30.455	317,2	16:10'51.624
8	21.486	26.141	17.327	25.464	1'30.418	314,5	16:12'22.042
9	21.525	26.097	17.367	25.503	1'30.492	311,8	16:13'52.534
10	21.629	26.211	17.401	1'16.904	2'22.145P	310,9	16:16'14.679
11	31.145	26.230	17.431	25.433	1'40.239P		16:17'54.918
12	21.497	26.084	17.354	25.432	1'30.367	309,1	16:19'25.285
13	21.506	26.216	17.461	25.525	1'30.708	309,1	16:20'55.993
14	21.611	26.314	17.552	25.619	1'31.096	307,3	16:22'27.089
15	21.567	26.189	17.484	25.632	1'30.872	306,5	16:23'57.961
16	21.635	26.198	17.533	25.597	1'30.963	306,5	16:25'28.924

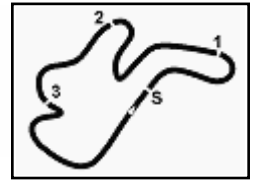
16° 99 B. SOFUOGLU [1'31.051]							
Lap	Seg1	Seg2	Seg3	Seg4	Lap Time	km/h	Local Time
1		26.961	17.538	25.591	1'38.844	239,9	16:01'50.596
2	21.787	26.459	17.496	25.483	1'31.225	312,7	16:03'21.821
3	21.808	26.407	17.394	26.138	1'31.747	312,7	16:04'53.568
4	21.859	26.687	17.513	25.571	1'31.630	310,0	16:06'25.198
5	21.846	26.432	17.406	25.481	1'31.165	312,7	16:07'56.363
6	21.820	26.416	17.426	25.509	1'31.171	310,0	16:09'27.534
7	21.845	26.514	17.407	25.512	1'31.278	309,1	16:10'58.812
8	21.711	26.337	17.534	25.502	1'31.084	309,1	16:12'29.896
9	21.826	26.263	17.398	25.564	1'31.051	307,3	16:14'00.947
10	22.045	26.379	17.455	25.481	1'31.360	306,5	16:15'32.307
11	21.876	26.353	17.482	1'14.005	2'19.716P	310,0	16:17'52.023
12	34.309	26.393	17.319	25.535	1'43.556P		16:19'35.579
13	21.735	26.377	17.626	25.647	1'31.385	308,2	16:21'06.964
14	22.024	26.489	17.495	26.006	1'32.014	304,7	16:22'38.978
15	22.380	26.370	17.409	25.517	1'31.676	298,8	16:24'10.654
16	21.964	26.386	17.434	25.655	1'31.439	305,6	16:25'42.093
17	21.913	26.518	17.461	25.669	1'31.561	304,7	16:27'13.654
18	22.110	26.885	17.467	25.695	1'32.157	304,7	16:28'45.811
19	21.898	26.417	17.495	25.598	1'31.408	306,5	16:30'17.219
20	21.725	26.450	17.494	26.088	1'31.757	310,0	16:31'48.976
Race Time 31'37.224							

17° 53 T. RABAT [1'30.920]							
Lap	Seg1	Seg2	Seg3	Seg4	Lap Time	km/h	Local Time
1		27.016	17.636	25.523	1'39.007	242,0	16:01'50.759
2	21.819	26.423	17.548	25.362	1'31.152	312,7	16:03'21.911
3	21.918	26.557	17.542	25.745	1'31.762	309,1	16:04'53.673
4	21.915	26.268	17.544	25.480	1'31.207	301,3	16:06'24.880
5	21.825	26.379	17.474	25.555	1'31.233	306,5	16:07'56.113
6	21.855	26.440	17.457	25.520	1'31.272	307,3	16:09'27.385
7	21.827	26.449	17.533	25.560	1'31.369	305,6	16:10'58.754
8	21.943	26.452	17.544	25.416	1'31.355	308,2	16:12'30.109
9	21.775	26.246	17.503	25.396	1'30.920	310,9	16:14'01.029
10	21.659	26.327	17.492	25.564	1'31.042	310,9	16:15'32.071

23/02/2025 P = Pits In/Out - C = Lap Time Cancelled

These data/results cannot be reproduced, stored and/or transmitted in whole or in part by any manner of electronic, mechanical, photocopying, recording, broadcasting or otherwise now known or herein after developed without the previous express consent by the copyright owner, except for reproduction in daily press and regular printed publications on sale to the public within 60 days of the event related to those data/results and always provided that copyright symbol appears together as follows below.

© D



Phillip Island 4.445 m

Australian Round, 21-23 February 2025

Chronological Analysis Race 2

Start at 16:00:11.752

4 / 4

11	21.996	26.780	17.630	1'14.801	2'21.207P	303,9	16:17'53.273	9	21.545	26.023	17.842	25.393	1'30.803	311,8	16:13'47.609
12	32.654	26.306	17.372	25.563	1'41.895P		16:19'35.178	10	21.660	25.902	17.324	1'14.797	2'19.683P	308,2	16:16'07.292
13	21.678	27.224	17.546	25.455	1'31.903	306,5	16:21'07.076	Race Time 15'55.540							

RET								95 T. MACKENZIE [1'31.059]							
Lap	Seg.1	Seg.2	Seg.3	Seg.4	Lap Time	km/h	Local Time	Lap	Seg.1	Seg.2	Seg.3	Seg.4	Lap Time	km/h	Local Time
1								1		27.081	17.621	25.642	1'39.235	245,3	16:01'50.987
2								2	21.930	26.443	17.549	25.491	1'31.413	313,6	16:03'22.400
3								3	21.761	26.414	17.598	25.627	1'31.400	312,7	16:04'53.800
4								4	22.044	26.418	17.524	25.485	1'31.471	308,2	16:06'25.271
5								5	21.904	26.433	17.498	25.459	1'31.294	305,6	16:07'56.565
6								6	21.819	26.361	17.582	25.297	1'31.059	313,6	16:09'27.624
Race Time 31'37.219 + 2.000Pen								Race Time 9'15.872							

18°								49 T. NAGASHIMA [1'30.982]							
Lap	Seg.1	Seg.2	Seg.3	Seg.4	Lap Time	km/h	Local Time	Lap	Seg.1	Seg.2	Seg.3	Seg.4	Lap Time	km/h	Local Time
1		27.173	17.679	25.671	1'39.469	239,3	16:01'51.221	1							
2	21.864	29.077	17.704	25.774	1'34.419	312,7	16:03'25.640	2							
3	21.962	26.476	17.535	25.669	1'31.642	307,3	16:04'57.282	3							
4	21.838	26.395	17.533	25.707	1'31.473	308,2	16:06'28.755	4							
5	21.849	26.278	17.751	25.723	1'31.601	307,3	16:08'00.356	5							
6	21.997	26.303	17.629	25.741	1'31.670	306,5	16:09'32.026	6							
7	21.844	26.309	17.701	25.838	1'31.692	304,7	16:11'03.718	7							
8	22.079	26.561	17.678	25.876	1'32.194	303,0	16:12'35.912	8							
9	21.924	26.337	17.530	25.680	1'31.471	303,0	16:14'07.383	9							
10	21.950	26.370	17.667	1'18.866	2'24.853P	303,9	16:16'32.236	10							
11	32.108	26.607	17.719	25.820	1'42.254P		16:18'14.490	11							
12	21.841	26.863	18.215	25.747	1'32.666	306,5	16:19'47.156	12							
13	21.789	26.309	17.540	25.636	1'31.274	304,7	16:21'18.430	13							
14	21.798	26.405	17.596	25.536	1'31.335	304,7	16:22'49.765	14							
15	21.789	26.511	17.632	25.561	1'31.493	306,5	16:24'21.258	15							
16	21.900	26.431	17.532	25.491	1'31.354	304,7	16:25'52.612	16							
17	21.974	26.342	17.549	25.572	1'31.437	305,6	16:27'24.049	17							
18	22.066	26.240	17.600	25.566	1'31.472	306,5	16:28'55.521	18							
19	21.858	26.235	17.417	25.472	1'30.982	305,6	16:30'26.503	19							
20	21.836	26.483	17.720	25.833	1'31.872	306,5	16:31'58.375	20							
Race Time 31'46.623															

RET								87 R. GARDNER [1'30.317]							
Lap	Seg.1	Seg.2	Seg.3	Seg.4	Lap Time	km/h	Local Time	Lap	Seg.1	Seg.2	Seg.3	Seg.4	Lap Time	km/h	Local Time
1		27.042	17.313	25.567	1'38.066	236,2	16:01'49.818	1							
2	21.914	26.549	17.471	25.825	1'31.759	308,2	16:03'21.577	2							
3	21.783	26.361	17.353	25.617	1'31.114	313,6	16:04'52.691	3							
4	21.597	26.192	17.291	25.570	1'30.650	311,8	16:06'23.341	4							
5	21.630	26.285	17.347	25.504	1'30.766	310,9	16:07'54.107	5							
6	21.638	26.244	17.306	25.643	1'30.831	311,8	16:09'24.938	6							
7	21.598	26.351	17.506	25.785	1'31.240	309,1	16:10'56.178	7							
8	21.636	26.354	17.397	25.645	1'31.032	307,3	16:12'27.210	8							
9	21.706	26.489	17.322	1'16.233	2'21.750P	306,5	16:14'48.960	9							
10	31.207	26.710	17.315	25.460	1'40.692P		16:16'29.652	10							
11	21.644	26.238	17.215	25.424	1'30.521	307,3	16:18'00.173	11							
12	21.540	26.111	17.338	25.429	1'30.418	309,1	16:19'30.591	12							
13	21.505	26.224	17.296	25.445	1'30.470	310,0	16:21'01.061	13							
14	21.511	26.170	17.268	25.518	1'30.467	308,2	16:22'31.528	14							
15	21.509	26.245	17.282	25.522	1'30.558	307,3	16:24'02.086	15							
16	21.517	26.144	17.262	25.394	1'30.317	308,2	16:25'32.403	16							
Race Time 25'20.651															

RET								1 T. RAZGATLIOGLU [1'29.360]							
Lap	Seg.1	Seg.2	Seg.3	Seg.4	Lap Time	km/h	Local Time	Lap	Seg.1	Seg.2	Seg.3	Seg.4	Lap Time	km/h	Local Time
1		26.232	17.236	24.962	1'36.293	234,7	16:01'48.045	1							
2	21.520	26.072	17.120	24.889	1'29.601	319,1	16:03'17.646	2							
3	21.565	26.095	17.224	24.979	1'29.863	319,1	16:04'47.509	3							
4	21.422	25.747	17.223	24.968	1'29.360	318,2	16:06'16.869	4							
5	21.442	25.973	17.207	24.992	1'29.614	319,1	16:07'46.483	5							
6	21.647	26.303	17.428	25.166	1'30.544	322,0	16:09'17.027	6							
7	21.533	25.864	17.252	25.187	1'29.836	312,7	16:10'46.863	7							
8	21.640	25.880	17.267	25.156	1'29.943	311,8	16:12'16.806	8							

23/02/2025 P = Pits In/Out - C = Lap Time Cancelled

These data/results cannot be reproduced, stored and/or transmitted in whole or in part by any manner of electronic, mechanical, photocopying, recording, broadcasting or otherwise now known or herein after developed without the previous express consent by the copyright owner, except for reproduction in daily press and regular printed publications on sale to the public within 60 days of the event related to those data/results and always provided that copyright symbol appears together as follows below.

© DORNA WSBK ORGANIZATION Srl 2025