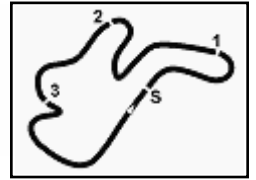


PHILLIP ISLAND GP CIRCUIT

TRACK LENGTH: 4,445km 2,762 mi
FL Altitude (sl): 46 m

Loop	ID	OC	GPS	
			LAT	LON
			ms	
Pit In	3	15	38,49871 S	145,23126 E
Pit Out	18	90	38,50343 S	145,23263 E
Speed	20	100	38,50489 S	145,23312 E
FL.1	41	205	38,50877 S	145,23216 E
I1	22	110	38,51019 S	145,23316 E
I1.1	42	210	38,50568 S	145,23667 E
I2	24	120	38,50535 S	145,23818 E
I3	26	130	38,49900 S	145,23575 E
I3.1	43	215	38,49852 S	145,23486 E
FL	30	150	38,50262 S	145,23214 E

LLP = Long Lap Penalty
PS = Practice Start board

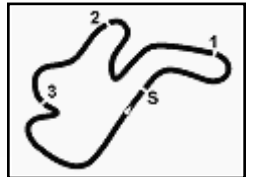


Phillip Island 4.445 m

Australian Round, 21-23 February 2025

Biographical Entry List

No.	Rider (Abbreviation)	Age	Date of Birth	Place of Birth	Nat	Bike Team	Wins 2025	Podiums 2025	Pole 2025	Races 2025	Tyres
1	1 RAZGATLIOGLU Toprak (Raz)	28	16/10/1996	Alanya	TUR	BMW M1000RR ROKiT BMW Motorrad WorldSBK Team	57	142	18	222	Pirelli
2	5 MONTELLA Yari (Mon)	25	05/01/2000	Oliveto Citra	ITA	Ducati Panigale V4R Barni Spark Racing Team					Pirelli
3	7 LECUONA Iker (Lec)	25	06/01/2000	Valencia	ESP	Honda CBR1000 RR-R Honda HRC		2	1	94	Pirelli
4	9 PETRUCCI Danilo (Pet)	34	24/10/1990	Terni	ITA	Ducati Panigale V4R Barni Spark Racing Team	3	13		69	Pirelli
5	11 BULEGA Nicolo (Bul)	25	16/10/1999	Montecchio Emilia	ITA	Ducati Panigale V4R Aruba.it Racing - Ducati	6	24	4	36	Pirelli
6	14 LOWES Sam (SLo)	34	14/09/1990	Lincoln	GBR	Ducati Panigale V4R ELF Marc VDS Racing Team				30	Pirelli
7	17 VICKERS Ryan (Vic)	26	19/02/1999	Bury St Edmunds	GBR	Ducati Panigale V4R Motocorsa Racing				3	Pirelli
8	19 BAUTISTA Alvaro (Bau)	40	21/11/1984	Talavera de la Reina	ESP	Ducati Panigale V4R Aruba.it Racing - Ducati	63	107	10	204	Pirelli
9	21 ZAIDI Zaqhwani (Zai)	29	20/07/1995	Selangor	MAS	Honda CBR1000 RR-R PETRONAS MIE Honda Racing Team					Pirelli
10	22 LOWES Alex (ALo)	34	14/09/1990	Lincoln	GBR	bimota KB998 Rimini bimota by Kawasaki Racing Team	4	46	2	320	Pirelli
11	29 IANNONE Andrea (Ian)	35	09/08/1989	Vasto	ITA	Ducati Panigale V4R Team Pata Go Eleven	1	5		36	Pirelli
12	31 GERLOFF Garrett (Ger)	29	01/08/1995	Tualatin	USA	Kawasaki ZX-10RR Kawasaki WorldSBK Team		8	1	164	Pirelli
13	45 REDDING Scott (Red)	32	04/01/1993	Gloucester	GBR	Ducati Panigale V4R MGM BONDVO Racing	12	40	2	169	Pirelli
14	47 BASSANI Axel (Bas)	25	24/07/1999	Feltre	ITA	bimota KB998 Rimini bimota by Kawasaki Racing Team		6		145	Pirelli
15**	49 NAGASHIMA Tetsuta (Nag)	32	02/07/1992	Kanagawa	JPN	Honda CBR1000 RR-R Honda HRC				6	Pirelli
16	53 RABAT Tito (Rab)	35	25/05/1989	Barcellona	ESP	Yamaha YZF R1 Yamaha Motocrossing WorldSBK Team				92	Pirelli
17	55 LOCATELLI Andrea (Loc)	28	16/10/1996	Alzano Lombardo	ITA	Yamaha YZF R1 Pata Maxus Yamaha		18		145	Pirelli
18	60 VAN DER MARK Michael (vdM)	32	26/10/1992	Gouda	NED	BMW M1000RR ROKiT BMW Motorrad WorldSBK Team	6	42	1	279	Pirelli
19	77 AEGERTER Dominique (Aeg)	34	30/09/1990	Röthenbach Im Emmental	SUI	Yamaha YZF R1 GYTR GRT Yamaha WorldSBK Team		2		63	Pirelli
20	87 GARDNER Remy (Gar)	26	24/02/1998	Randwick	AUS	Yamaha YZF R1 GYTR GRT Yamaha WorldSBK Team		1		66	Pirelli
21	95 MACKENZIE Tarran (Mac)	29	29/10/1995	Stirling	GBR	Honda CBR1000 RR-R PETRONAS MIE Honda Racing Team				31	Pirelli
22	97 VIERGE Xavi (Vie)	27	30/04/1997	Barcelona	ESP	Honda CBR1000 RR-R Honda HRC		1		108	Pirelli
23	99 SOFUOGLU Bahattin (Sof)	21	19/08/2003	Adapazari	TUR	Yamaha YZF R1 Yamaha Motocrossing WorldSBK Team					Pirelli



Phillip Island 4.445 m

Australian Round, 21-23 February 2025

Results Free Practice 1st Session

1 / 2

No.	Rider	Nat	Team	Bike	Time	Gap	Rel.	Laps	Speed	
									Avg	Max
1	11 N. BULEGA	ITA	Aruba.it Racing - Ducati	Ducati Panigale V4R	1'28.922			12	179,955	315,4
2	29 A. IANNONE	ITA	Team Pata Go Eleven	Ducati Panigale V4R	1'29.289	0.367	0.367	17	179,216	323,9
3	19 A. BAUTISTA	ESP	Aruba.it Racing - Ducati	Ducati Panigale V4R	1'29.515	0.593	0.226	21	178,763	319,1
4	9 D. PETRUCCI	ITA	Barni Spark Racing Team	Ducati Panigale V4R	1'29.584	0.662	0.069	15	178,626	319,1
5	77 D. AEGERTER	SUI	GYTR GRT Yamaha WorldSBK Team	Yamaha YZF R1	1'29.739	0.817	0.155	24	178,317	314,5
6	1 T. RAZGATLIOGLU	TUR	ROKIT BMW Motorrad WorldSBK Team	BMW M1000RR	1'29.779	0.857	0.040	13	178,238	314,5
7	22 A. LOWES	GBR	bimota by Kawasaki Racing Team	bimota KB998 Rimini	1'29.837	0.915	0.058	19	178,123	309,1
8	55 A. LOCATELLI	ITA	Pata Maxus Yamaha	Yamaha YZF R1	1'29.849	0.927	0.012	17	178,099	319,1
9	47 A. BASSANI	ITA	bimota by Kawasaki Racing Team	bimota KB998 Rimini	1'29.916	0.994	0.067	14	177,966	311,8
10	14 S. LOWES	GBR	ELF Marc VDS Racing Team	Ducati Panigale V4R	1'29.929	1.007	0.013	20	177,940	316,3
11	60 M. VAN DER MARK	NED	ROKIT BMW Motorrad WorldSBK Team	BMW M1000RR	1'30.132	1.210	0.203	18	177,540	316,3
12	5 Y. MONTELLA	ITA	Barni Spark Racing Team	Ducati Panigale V4R	1'30.289	1.367	0.157	23	177,231	319,1
13	97 X. VIERGE	ESP	Honda HRC	Honda CBR1000 RR-R	1'30.381	1.459	0.092	18	177,050	316,3
14	31 G. GERLOFF	USA	Kawasaki WorldSBK Team	Kawasaki ZX-10RR	1'30.395	1.473	0.014	19	177,023	316,3
15	45 S. REDDING	GBR	MGM BONDVO Racing	Ducati Panigale V4R	1'30.429	1.507	0.034	11	176,957	310,0
16	87 R. GARDNER	AUS	GYTR GRT Yamaha WorldSBK Team	Yamaha YZF R1	1'30.553	1.631	0.124	16	176,714	315,4
17	17 R. VICKERS	GBR	Motocorsa Racing	Ducati Panigale V4R	1'30.560	1.638	0.007	16	176,701	318,2
18	53 T. RABAT	ESP	Yamaha Motoxracing WorldSBK Team	Yamaha YZF R1	1'30.978	2.056	0.418	13	175,889	306,5
19	49 T. NAGASHIMA	JPN	Honda HRC	Honda CBR1000 RR-R	1'31.017	2.095	0.039	20	175,813	316,3
20	99 B. SOFUOGLU	TUR	Yamaha Motoxracing WorldSBK Team	Yamaha YZF R1	1'31.088	2.166	0.071	15	175,676	313,6
21	7 I. LECUONA	ESP	Honda HRC	Honda CBR1000 RR-R	1'31.151	2.229	0.063	20	175,555	315,4
22	95 T. MACKENZIE	GBR	PETRONAS MIE Honda Racing Team	Honda CBR1000 RR-R	1'31.459	2.537	0.308	11	174,964	306,5
----- Out 105% in this Session -----										
23	21 Z. ZAIDI	MAS	PETRONAS MIE Honda Racing Team	Honda CBR1000 RR-R	1'37.039	8.117	5.580	17	164,903	301,3

Qualifying Lap Time (105% of 1'28.922): **1'33.369**

AIR	Humidity:	68%	Temp:	18°C
TRACK	Condition:	Dry	Temp:	25°C

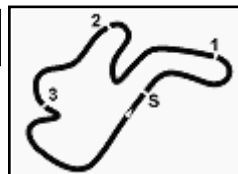
Records	Pole	[SP]	2024 N.Bulega	1'27.916	182,010	Km/h
	Race	[RC1]	2024 N.Bulega	1'28.564	180,680	Km/h
	All Times	[SP]	2024 N.Bulega	1'27.916	182,010	Km/h

21/02/2025 Start 11:40 End 12:28

The results are provisional until the end of the time limit for protests and appeals and the completion of the technical checks.

These data/results cannot be reproduced, stored and/or transmitted in whole or in part by any manner of electronic, mechanical, photocopying, recording, broadcasting or otherwise now known or herein after developed without the previous express consent by the copyright owner, except for reproduction in daily press and regular printed publications on sale to the public within 60 days of the event related to those data/results and always provided that copyright symbol appears together as follows below.

© DORNA WSBK ORGANIZATION Srl 2025



Australian Round, 21-23 February 2025

Results Free Practice 1st Session

Session Highlights

Local Time	No. Rider	Description
11.18.00		WORLDSBK START DELAYED - PIT LANE OPEN TBA
11.40.00		Start of Session
11.43.48	49 T. NAGASHIMA	#49 new racelinks must be notified before the start of the session
11.46.04	87 R. GARDNER	#87 On Asphalt - Rejoined - Turn 4
11.49.47	17 R. VICKERS	#17 On the Gravel - Rejoined - Turn 6
11.52.18	60 M. VAN DER MARK	#60 Lap Time Cancelled [1'31.722] - Yellow Flag - Turn 6
11.52.23	1 T. RAZGATLIOGLU	#1 Lap Time Cancelled [1'31.617] - Yellow Flag - Turn 6
11.52.28	19 A. BAUTISTA	#19 Lap Time Cancelled [1'29.624] - Yellow Flag - Turn 6
11.52.29	7 I. LECUONA	#7 On the Gravel - Rejoined - Turn 4
12.09.44	1 T. RAZGATLIOGLU	#1 Crashed - Turn 4
12.10.03	1 T. RAZGATLIOGLU	#1 Rejoined
12.11.32	21 Z. ZAIDI	#21 Lap Time Cancelled [1'37.091] - Yellow Flag - Turn 4
12.11.36	55 A. LOCATELLI	#55 Lap Time Cancelled [1'29.999] - Yellow Flag - Turn 4
12.11.41	5 Y. MONTELLA	#5 Lap Time Cancelled [1'31.501] - Yellow Flag - Turn 4
12.11.46	31 G. GERLOFF	#31 Lap Time Cancelled [1'32.172] - Yellow Flag - Turn 4
12.11.51	17 R. VICKERS	#17 Lap Time Cancelled [1'47.665] - Yellow Flag - Turn 4
12.12.10	17 R. VICKERS	#17 Crashed - Turn 10
12.12.30	17 R. VICKERS	#17 Rejoined
12.13.52	21 Z. ZAIDI	#21 Lap Time Cancelled [1'37.501] - Yellow Flag - Turn 11
12.13.57	99 B. SOFUOGLU	#99 Lap Time Cancelled [1'43.936] - Yellow Flag - Turn 11
12.14.02	77 D. AEGERTER	#77 Lap Time Cancelled [1'30.559] - Yellow Flag - Turn 11
12.16.54	21 Z. ZAIDI	#21 racelink gps is not working well - it must be fixed before next run
12.25.23	55 A. LOCATELLI	#55 On Asphalt - Rejoined - Turn 4
12.28.26		End of Session
14.58.49	55 A. LOCATELLI	The cancelled time under yellow flag has been restored

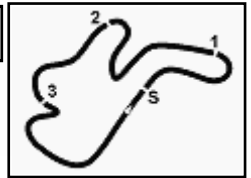
Fastest Laps Sequence

No.	Rider	Nat	Team	Bike	Local Time	Time	Gap	Avg
87	R. GARDNER	AUS	GYTR GRT Yamaha WorldSBK Team	Yamaha YZF R1	11:43'43.366	1'37.706		163,777
49	T. NAGASHIMA	JPN	Honda HRC	Honda CBR1000 RR-R	11:43'47.325	1'32.852	-4.854	172,339
17	R. VICKERS	GBR	Motocorsa Racing	Ducati Panigale V4R	11:43'56.413	1'32.316	-0.536	173,339
97	X. VIERGE	ESP	Honda HRC	Honda CBR1000 RR-R	11:43'59.652	1'32.259	-0.057	173,446
22	A. LOWES	GBR	bimota by Kawasaki Racing Team	bimota KB998 Rimini	11:44'11.314	1'30.748	-1.511	176,334
22	A. LOWES	GBR	bimota by Kawasaki Racing Team	bimota KB998 Rimini	11:45'41.641	1'30.327	-0.421	177,156
19	A. BAUTISTA	ESP	Aruba.it Racing - Ducati	Ducati Panigale V4R	11:46'03.906	1'30.214	-0.113	177,378
22	A. LOWES	GBR	bimota by Kawasaki Racing Team	bimota KB998 Rimini	11:47'11.708	1'30.067	-0.147	177,668
19	A. BAUTISTA	ESP	Aruba.it Racing - Ducati	Ducati Panigale V4R	11:47'33.586	1'29.680	-0.387	178,434
29	A. IANNONE	ITA	Team Pata Go Eleven	Ducati Panigale V4R	11:50'00.340	1'29.496	-0.184	178,801
11	N. BULEGA	ITA	Aruba.it Racing - Ducati	Ducati Panigale V4R	11:50'55.864	1'29.112	-0.384	179,572
11	N. BULEGA	ITA	Aruba.it Racing - Ducati	Ducati Panigale V4R	11:55'23.887	1'29.078	-0.034	179,640
11	N. BULEGA	ITA	Aruba.it Racing - Ducati	Ducati Panigale V4R	11:56'52.930	1'29.043	-0.035	179,711
11	N. BULEGA	ITA	Aruba.it Racing - Ducati	Ducati Panigale V4R	11:58'21.852	1'28.922	-0.121	179,955

21/02/2025 Start 11:40 End 12:28 The results are provisional until the end of the time limit for protests and appeals and the completion of the technical checks.

These data/results cannot be reproduced, stored and/or transmitted in whole or in part by any manner of electronic, mechanical, photocopying, recording, broadcasting or otherwise now known or herein after developed without the previous express consent by the copyright owner, except for reproduction in daily press and regular printed publications on sale to the public within 60 days of the event related to those data/results and always provided that copyright symbol appears together as follows below.

© DORNA WSBK ORGANIZATION Srl 2025



Phillip Island 4.445 m

Australian Round, 21-23 February 2025

Best Sectors & Speed Free Practice 1st Session

BEST LAP		
1	11 N. BULEGA	Ducati Panigale V4R 1'28.922
2	29 A. IANNONE	Ducati Panigale V4R 1'29.289
3	19 A. BAUTISTA	Ducati Panigale V4R 1'29.515
4	9 D. PETRUCCI	Ducati Panigale V4R 1'29.584
5	77 D. AEGERTER	Yamaha YZF R1 1'29.739
6	1 T. RAZGATLIOGLU	BMW M1000RR 1'29.779
7	22 A. LOWES	bimota KB998 Rimini 1'29.837
8	55 A. LOCATELLI	Yamaha YZF R1 1'29.849
9	47 A. BASSANI	bimota KB998 Rimini 1'29.916
10	14 S. LOWES	Ducati Panigale V4R 1'29.929
11	60 M. VAN DER MARK	BMW M1000RR 1'30.132
12	5 Y. MONTELLA	Ducati Panigale V4R 1'30.289
13	97 X. VIERGE	Honda CBR1000 RR-R 1'30.381
14	31 G. GERLOFF	Kawasaki ZX-10RR 1'30.395
15	45 S. REDDING	Ducati Panigale V4R 1'30.429
16	87 R. GARDNER	Yamaha YZF R1 1'30.553
17	17 R. VICKERS	Ducati Panigale V4R 1'30.560
18	53 T. RABAT	Yamaha YZF R1 1'30.978
19	49 T. NAGASHIMA	Honda CBR1000 RR-R 1'31.017
20	99 B. SOFUOGLU	Yamaha YZF R1 1'31.088
21	7 I. LECUONA	Honda CBR1000 RR-R 1'31.151
22	95 T. MACKENZIE	Honda CBR1000 RR-R 1'31.459
23	21 Z. ZAIDI	Honda CBR1000 RR-R 1'37.039

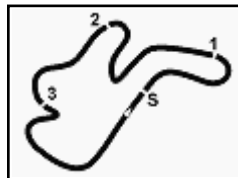
SPEED		
1	29 A. IANNONE	Ducati Panigale V4R 323,9
2	5 Y. MONTELLA	Ducati Panigale V4R 319,1
3	9 D. PETRUCCI	Ducati Panigale V4R 319,1
4	19 A. BAUTISTA	Ducati Panigale V4R 319,1
5	55 A. LOCATELLI	Yamaha YZF R1 319,1
6	17 R. VICKERS	Ducati Panigale V4R 318,2
7	97 X. VIERGE	Honda CBR1000 RR-R 316,3
8	14 S. LOWES	Ducati Panigale V4R 316,3
9	31 G. GERLOFF	Kawasaki ZX-10RR 316,3
10	49 T. NAGASHIMA	Honda CBR1000 RR-R 316,3
11	60 M. VAN DER MARK	BMW M1000RR 316,3
12	11 N. BULEGA	Ducati Panigale V4R 315,4
13	87 R. GARDNER	Yamaha YZF R1 315,4
14	7 I. LECUONA	Honda CBR1000 RR-R 315,4
15	1 T. RAZGATLIOGLU	BMW M1000RR 314,5
16	77 D. AEGERTER	Yamaha YZF R1 314,5
17	99 B. SOFUOGLU	Yamaha YZF R1 313,6
18	47 A. BASSANI	bimota KB998 Rimini 311,8
19	45 S. REDDING	Ducati Panigale V4R 310,0
20	22 A. LOWES	bimota KB998 Rimini 309,1
21	53 T. RABAT	Yamaha YZF R1 306,5
22	95 T. MACKENZIE	Honda CBR1000 RR-R 306,5
23	21 Z. ZAIDI	Honda CBR1000 RR-R 301,3

SEG. 1		SEG. 2		SEG. 3		SEG. 4	
1	29 A. IANNONE 21.260	1	11 N. BULEGA 25.648	1	11 N. BULEGA 16.899	1	11 N. BULEGA 24.948
2	11 N. BULEGA 21.266	2	29 A. IANNONE 25.719	2	19 A. BAUTISTA 17.026	2	29 A. IANNONE 25.018
3	19 A. BAUTISTA 21.284	3	1 T. RAZGATLIOGLU 25.774	3	29 A. IANNONE 17.045	3	9 D. PETRUCCI 25.128
4	77 D. AEGERTER 21.361	4	9 D. PETRUCCI 25.798	4	22 A. LOWES 17.079	4	19 A. BAUTISTA 25.148
5	22 A. LOWES 21.384	5	19 A. BAUTISTA 25.832	5	77 D. AEGERTER 17.100	5	55 A. LOCATELLI 25.170
6	14 S. LOWES 21.413	6	47 A. BASSANI 25.870	6	9 D. PETRUCCI 17.106	6	47 A. BASSANI 25.180
7	55 A. LOCATELLI 21.414	7	60 M. VAN DER MARK 25.914	7	55 A. LOCATELLI 17.112	7	5 Y. MONTELLA 25.200
8	60 M. VAN DER MARK 21.414	8	22 A. LOWES 25.924	8	47 A. BASSANI 17.121	8	97 X. VIERGE 25.201
9	9 D. PETRUCCI 21.426	9	55 A. LOCATELLI 25.929	9	14 S. LOWES 17.134	9	77 D. AEGERTER 25.204
10	47 A. BASSANI 21.462	10	14 S. LOWES 25.987	10	31 G. GERLOFF 17.175	10	60 M. VAN DER MARK 25.218
11	1 T. RAZGATLIOGLU 21.468	11	45 S. REDDING 25.997	11	1 T. RAZGATLIOGLU 17.187	11	1 T. RAZGATLIOGLU 25.222
12	5 Y. MONTELLA 21.543	12	97 X. VIERGE 26.014	12	60 M. VAN DER MARK 17.205	12	14 S. LOWES 25.245
13	97 X. VIERGE 21.568	13	17 R. VICKERS 26.022	13	5 Y. MONTELLA 17.221	13	31 G. GERLOFF 25.297
14	31 G. GERLOFF 21.569	14	77 D. AEGERTER 26.073	14	87 R. GARDNER 17.241	14	22 A. LOWES 25.325
15	87 R. GARDNER 21.624	15	5 Y. MONTELLA 26.085	15	17 R. VICKERS 17.280	15	17 R. VICKERS 25.372
16	45 S. REDDING 21.679	16	31 G. GERLOFF 26.095	16	99 B. SOFUOGLU 17.291	16	87 R. GARDNER 25.374
17	17 R. VICKERS 21.702	17	87 R. GARDNER 26.141	17	97 X. VIERGE 17.319	17	45 S. REDDING 25.402
18	53 T. RABAT 21.724	18	99 B. SOFUOGLU 26.157	18	53 T. RABAT 17.347	18	53 T. RABAT 25.496
19	49 T. NAGASHIMA 21.756	19	7 I. LECUONA 26.202	19	45 S. REDDING 17.351	19	7 I. LECUONA 25.543
20	7 I. LECUONA 21.763	20	53 T. RABAT 26.249	20	49 T. NAGASHIMA 17.369	20	49 T. NAGASHIMA 25.559
21	99 B. SOFUOGLU 21.819	21	49 T. NAGASHIMA 26.286	21	7 I. LECUONA 17.434	21	95 T. MACKENZIE 25.576
22	95 T. MACKENZIE 21.879	22	95 T. MACKENZIE 26.390	22	95 T. MACKENZIE 17.529	22	99 B. SOFUOGLU 25.671
23	21 Z. ZAIDI 23.040	23	21 Z. ZAIDI 27.776	23	21 Z. ZAIDI 18.862	23	21 Z. ZAIDI 27.138

21/02/2025

These data/results cannot be reproduced, stored and/or transmitted in whole or in part by any manner of electronic, mechanical, photocopying, recording, broadcasting or otherwise now known or herein after developed without the previous express consent by the copyright owner, except for reproduction in daily press and regular printed publications on sale to the public within 60 days of the event related to those data/results and always provided that copyright symbol appears together as follows below.

© DORNA WSBK ORGANIZATION Srl 2025



Phillip Island 4.445 m

Australian Round, 21-23 February 2025

Ideal Times Free Practice 1st Session

No.	Rider	Nat	Bike	Seg. 1	Seg. 2	Seg. 3	Seg. 4	Ideal Time		
				Diff. 1	Diff. 2	Diff. 3	Diff. 4	Best Lap	Pos.	Diff.
1	11 N. BULEGA	ITA	Ducati Panigale V4R	21.266 +0.007	25.648 +0.059	16.899	24.948 +0.095	1'28.761 1'28.922	1	0.161
2	29 A. IANNONE	ITA	Ducati Panigale V4R	21.260	25.719 +0.106	17.045 +0.044	25.018 +0.097	1'29.042 1'29.289	2	0.247
3	19 A. BAUTISTA	ESP	Ducati Panigale V4R	21.284 +0.141	25.832 +0.039	17.026 +0.045	25.148	1'29.290 1'29.515	3	0.225
4	9 D. PETRUCCI	ITA	Ducati Panigale V4R	21.426	25.798	17.106 +0.081	25.128 +0.045	1'29.458 1'29.584	4	0.126
5	55 A. LOCATELLI	ITA	Yamaha YZF R1	21.414 +0.152	25.929 +0.003	17.112 +0.016	25.170 +0.053	1'29.625 1'29.849	8	0.224
6	47 A. BASSANI	ITA	bimota KB998 Rimini	21.462 +0.107	25.870	17.121 +0.020	25.180 +0.156	1'29.633 1'29.916	9	0.283
7	1 T. RAZGATLIOGLU	TUR	BMW M1000RR	21.468 +0.039	25.774	17.187 +0.089	25.222	1'29.651 1'29.779	6	0.128
8	22 A. LOWES	GBR	bimota KB998 Rimini	21.384	25.924 +0.123	17.079	25.325 +0.002	1'29.712 1'29.837	7	0.125
9	77 D. AEGERTER	SUI	Yamaha YZF R1	21.361 +0.001	26.073	17.100	25.204	1'29.738 1'29.739	5	0.001
10	60 M. VAN DER MARK	NED	BMW M1000RR	21.414 +0.040	25.914	17.205 +0.030	25.218 +0.311	1'29.751 1'30.132	11	0.381
11	14 S. LOWES	GBR	Ducati Panigale V4R	21.413	25.987	17.134 +0.063	25.245 +0.087	1'29.779 1'29.929	10	0.150
12	5 Y. MONTELLA	ITA	Ducati Panigale V4R	21.543	26.085 +0.133	17.221	25.200 +0.107	1'30.049 1'30.289	12	0.240
13	97 X. VIERGE	ESP	Honda CBR1000 RR-R	21.568	26.014 +0.173	17.319 +0.106	25.201	1'30.102 1'30.381	13	0.279
14	31 G. GERLOFF	USA	Kawasaki ZX-10RR	21.569 +0.099	26.095 +0.072	17.175 +0.088	25.297	1'30.136 1'30.395	14	0.259
15	17 R. VICKERS	GBR	Ducati Panigale V4R	21.702 +0.123	26.022	17.280 +0.061	25.372	1'30.376 1'30.560	17	0.184
16	87 R. GARDNER	AUS	Yamaha YZF R1	21.624 +0.005	26.141	17.241 +0.016	25.374 +0.152	1'30.380 1'30.553	16	0.173
17	45 S. REDDING	GBR	Ducati Panigale V4R	21.679	25.997	17.351	25.402	1'30.429 1'30.429	15	
18	53 T. RABAT	ESP	Yamaha YZF R1	21.724	26.249 +0.108	17.347 +0.054	25.496	1'30.816 1'30.978	18	0.162
19	99 B. SOFUOGLU	TUR	Yamaha YZF R1	21.819 +0.032	26.157 +0.084	17.291 +0.006	25.671 +0.028	1'30.938 1'31.088	20	0.150
20	7 I. LECUONA	ESP	Honda CBR1000 RR-R	21.763 +0.093	26.202 +0.025	17.434	25.543 +0.091	1'30.942 1'31.151	21	0.209
21	49 T. NAGASHIMA	JPN	Honda CBR1000 RR-R	21.756 +0.027	26.286 +0.020	17.369	25.559	1'30.970 1'31.017	19	0.047
22	95 T. MACKENZIE	GBR	Honda CBR1000 RR-R	21.879 +0.085	26.390	17.529	25.576	1'31.374 1'31.459	22	0.085
23	21 Z. ZAIDI	MAS	Honda CBR1000 RR-R	23.040 +0.111	27.776	18.862 +0.069	27.138 +0.043	1'36.816 1'37.039	23	0.223
Overall Ideal Time				21.260	25.648	16.899	24.948	1'28.755		

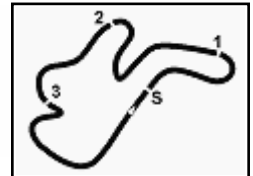
21/02/2025

These data/results cannot be reproduced, stored and/or transmitted in whole or in part by any manner of electronic, mechanical, photocopying, recording, broadcasting or otherwise now known or herein after developed without the previous express consent by the copyright owner, except for reproduction in daily press and regular printed publications on sale to the public within 60 days of the event related to those data/results and always provided that copyright symbol appears together as follows below.

© DORNA WSBK ORGANIZATION Srl 2025

FICR PERUGIA TIMING

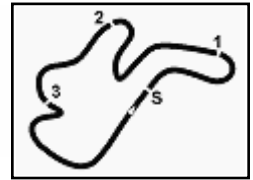




Australian Round, 21-23 February 2025

Chronological Analysis Free Practice 1st Session

1° 11 N. BULEGA [1'28.922]								4° 9 D. PETRUCCI [1'29.584]							
Lap	Seg1	Seg2	Seg3	Seg4	Lap Time	km/h	Local Time	Lap	Seg1	Seg2	Seg3	Seg4	Lap Time	km/h	Local Time
							11:46'10.917								11:45'31.125
1	34.349	28.271	17.927	25.589	1'46.136P		11:47'57.053	1	35.263	27.875	18.294	8'08.085	9'29.517P		11:55'00.642
2	21.650	26.092	17.009	24.948	1'29.699	311,8	11:49'26.752	2	35.415	26.715	17.411	25.346	1'44.887P		11:56'45.529
3	21.395	25.807	16.951	24.959	1'29.112	312,7	11:50'55.864	3	21.769	25.983	17.199	25.367	1'30.318	310,9	11:58'15.847
4	21.334	25.737	17.159	25.587	1'29.817	315,4	11:52'25.681	4	21.601	25.901	17.284	25.367	1'30.153	312,7	11:59'46.000
5	21.397	25.708	17.025	24.998	1'29.128	313,6	11:53'54.809	5	21.539	26.010	17.235	25.261	1'30.045	312,7	12:01'16.045
6	21.330	25.679	16.987	25.082	1'29.078	313,6	11:55'23.887	6	21.576	25.951	17.167	25.271	1'29.965	313,6	12:02'46.010
7	21.287	25.756	16.961	25.039	1'29.043	310,9	11:56'52.930	7	23.464	30.568	20.421	25.444	1'39.897	312,7	12:04'25.907
8	21.273	25.707	16.899	25.043	1'28.922	313,6	11:58'21.852	8	21.472	25.913	17.164	25.348	1'29.897	318,2	12:05'55.804
9	21.333	25.753	17.017	25.056	1'29.159	313,6	11:59'51.011	9	23.799	26.069	18.606	26.446	1'34.920	312,7	12:07'30.724
10	21.266	25.648	17.050	25.077	1'29.041	313,6	12:01'20.052	10	21.493	25.900	17.106	25.128	1'29.627	315,4	12:09'00.351
11	21.743	29.048	18.551	21'11.115	22'20.457P	313,6	12:23'40.509	11	21.489	25.935	17.282	25.370	1'30.076	319,1	12:10'30.427
12	33.514	27.763	18.633	26.774	1'46.684P		12:25'27.193	12	22.660	26.364	17.649	8'31.174	9'37.847P	313,6	12:20'08.274
								13	34.634	26.923	17.741	1'18.964	2'38.262P		12:22'46.536
								14	32.998	27.920	18.227	25.494	1'44.639P		12:24'31.175
								15	21.426	25.798	17.187	25.173	1'29.584	316,3	12:26'00.759
2° 29 A. IANNONE [1'29.289]								5° 77 D. AEGERTER [1'29.739]							
Lap	Seg1	Seg2	Seg3	Seg4	Lap Time	km/h	Local Time	Lap	Seg1	Seg2	Seg3	Seg4	Lap Time	km/h	Local Time
							11:40'16.928								11:40'34.967
1	38.814	30.876	20.434	3'20.348	4'50.472P		11:45'07.400	1	36.851	29.892	19.329	28.167	1'54.239P		11:42'29.206
2	36.817	27.634	17.969	30.781	1'53.201P		11:47'00.601	2	22.372	26.920	18.370	25.932	1'33.594	307,3	11:44'02.800
3	21.636	26.078	17.309	25.220	1'30.243	315,4	11:48'30.844	3	21.630	26.406	17.435	25.578	1'31.049	310,0	11:45'33.849
4	21.429	25.927	17.062	25.078	1'29.496	315,4	11:50'00.340	4	22.150	26.345	17.514	27.863	1'33.872	314,5	11:47'07.721
5	21.955	27.081	17.864	9'58.511	11'05.411P	315,4	12:01'05.751	5	21.560	26.161	17.220	25.356	1'30.297	314,5	11:48'38.018
6	36.878	27.508	19.791	25.962	1'50.139P		12:02'55.890	6	21.564	26.421	17.281	25.634	1'30.900	313,6	11:50'08.918
7	21.391	25.719	17.177	25.168	1'29.455	313,6	12:04'25.345	7	21.554	26.157	17.275	25.476	1'30.462	310,9	11:51'39.380
8	22.419	26.339	17.106	26.733	1'32.597	313,6	12:05'57.942	8	21.402	26.128	17.202	25.396	1'30.128	311,8	11:53'09.508
9	21.402	25.833	19.770	27.745	1'34.750	317,2	12:07'32.692	9	21.367	26.148	17.311	25.727	1'30.553	313,6	11:54'40.061
10	21.376	25.780	17.120	25.018	1'29.294	323,9	12:09'01.986	10	21.583	26.187	17.257	25.452	1'30.479	308,2	11:56'10.540
11	21.260	25.825	17.089	25.115	1'29.289	317,2	12:10'31.275	11	25.334	31.053	18.140	26.197	1'40.724	306,5	11:57'51.264
12	21.545	26.355	17.473	6'35.276	7'40.649P	318,2	12:18'11.924	12	21.384	26.107	17.233	25.436	1'30.160	308,2	11:59'21.424
13	37.694	27.730	17.239	25.284	1'47.947P		12:19'59.871	13	22.268	27.495	18.016	7'28.189	8'35.968P	308,2	12:07'57.392
14	24.843	27.835	17.279	25.110	1'35.067	318,2	12:21'34.938	14	33.817	30.270	18.455	29.921	1'52.463P		12:09'49.855
15	21.297	25.801	17.218	25.129	1'29.445	318,2	12:23'04.383	15	21.736	26.230	17.363	25.366	1'30.695	305,6	12:11'20.550
16	21.341	25.862	17.045	25.054	1'29.302	317,2	12:24'33.685	16	21.474	26.196	17.372	25.517	1'30.559C	307,3	12:12'51.109
17	21.320	25.756	17.161	25.107	1'29.344	321,0	12:26'03.029	17	21.492	26.090	17.283	25.523	1'30.388	306,5	12:14'21.497
								18	24.901	31.376	17.785	26.159	1'40.221	307,3	12:16'01.718
								19	21.503	26.108	17.270	25.551	1'30.432	307,3	12:17'32.150
								20	21.536	35.309	19.403	26.306	1'42.554	307,3	12:19'14.704
								21	21.361	26.169	17.207	25.398	1'30.135	307,3	12:20'44.839
								22	22.042	32.666	20.486	31.763	1'46.957	308,2	12:22'31.796
								23	21.399	26.112	17.203	25.314	1'30.028	310,9	12:24'01.824
								24	21.362	26.073	17.100	25.204	1'29.739	311,8	12:25'31.563
3° 19 A. BAUTISTA [1'29.515]								6° 1 T. RAZGATLIOGLU [1'29.779]							
Lap	Seg1	Seg2	Seg3	Seg4	Lap Time	km/h	Local Time	Lap	Seg1	Seg2	Seg3	Seg4	Lap Time	km/h	Local Time
							11:41'15.598								11:40'03.301
1	33.684	28.561	18.302	26.157	1'46.704P		11:43'02.302	1	32.834	30.485	20.183	4'21.934	5'45.436P		11:45'48.737
2	21.928	26.451	17.551	25.460	1'31.390	313,6	11:44'33.692	2	32.595	26.975	18.051	25.370	1'42.991P		11:47'31.728
3	21.485	26.099	17.270	25.360	1'30.214	314,5	11:46'03.906	3	21.746	25.964	17.187	25.370	1'30.267	313,6	11:49'01.995
4	21.435	25.924	17.159	25.162	1'29.680	316,3	11:47'33.586	4	21.530	26.543	17.347	26.197	1'31.617C	310,0	11:50'33.612
5	21.405	26.375	17.151	25.235	1'30.166	318,2	11:49'03.752	5	21.468	27.447	17.631	12'31.853	13'38.399P	314,5	12:04'12.011
6	21.284	25.913	17.129	25.298	1'29.624C	319,1	11:50'33.376	6	31.691	26.918	17.813	28.807	1'45.229P		12:05'57.240
7	21.514	29.985	17.598	25.574	1'34.671	314,5	11:52'08.047	7	21.642	25.904	18.915	26.339	1'32.800	309,1	12:07'30.040
8	21.448	25.855	17.049	25.230	1'29.582	318,2	11:53'37.629	8	21.567	25.850	17.217	25.250	1'29.884	309,1	12:08'59.924
9	21.506	26.487	17.616	6'46.506	7'52.115P	318,2	12:01'29.744	9	21.568	53.076	18.225	8'59.137	10'32.006P	311,8	12:19'31.930
10	33.121	26.289	17.395	25.469	1'42.274P		12:03'12.018	10	32.548	27.112	17.868	26.798	1'44.326P		12:21'16.256
11	21.441	25.832	17.250	25.299	1'29.822	314,5	12:04'41.840	11	21.566	26.288	17.781	25.222	1'30.857	310,0	12:22'47.113
12	21.432	25.958	17.026	25.400	1'29.816	315,4	12:06'11.656	12	21.778	25.949	17.267	25.338	1'30.332	311,8	12:24'17.445
13	21.448	25.841	17.086	25.221	1'29.596	316,3	12:07'41.252	13	21.507	25.774	17.276	25.222	1'29.779	310,0	12:25'47.224
14	21.362	25.959	17.053	25.471	1'29.845	317,2	12:09'11.097								
15	21.446	25.915	17.207	25.317	1'29.885	316,3	12:10'40.982								
16	21.520	25.874	17.174	25.385	1'29.953	314,5	12:12'10.935								
17	23.371	28.667	18.156	6'36.003	7'46.197P	312,7	12:19'57.132								
18	43.164	30.731	17.518	25.486	1'56.899P		12:21'54.031								
19	21.425	25.871	17.071	25.148	1'29.515	314,5	12:23'23.546								
20	21.362	25.888	17.129												



Australian Round, 21-23 February 2025

Chronological Analysis Free Practice 1st Session

REVISED

7° 22 A. LOWES [1'29.837]								10° 14 S. LOWES [1'29.929]							
Lap	Seg1	Seg2	Seg3	Seg4	Lap Time	km/h	Local Time	Lap	Seg1	Seg2	Seg3	Seg4	Lap Time	km/h	Local Time
1	33.762	27.449	19.178	26.171	1'46.560P		11:40'54.006	1	35.248	29.679	19.005	26.108	1'50.040P	300,5	11:40'42.132
2	21.856	26.252	17.191	25.449	1'30.748	308,2	11:44'11.314	2	22.402	26.581	17.498	25.807	1'32.288	303,0	11:44'04.460
3	21.523	26.175	17.160	25.469	1'30.327	307,3	11:45'41.641	3	21.868	26.280	17.336	25.530	1'31.014	303,0	11:45'35.474
4	21.620	25.924	17.152	25.371	1'30.067	304,7	11:47'11.708	4	21.765	26.250	17.275	25.448	1'30.738	303,0	11:47'06.212
5	21.509	25.958	17.101	25.325	1'29.893	309,1	11:48'41.601	5	21.519	26.169	17.175	25.255	1'30.118	313,6	11:48'36.330
6	22.565	26.453	17.440	1'20.031	2'26.489P	309,1	11:51'08.090	6	24.648	30.215	17.422	25.576	1'37.861	316,3	11:50'14.191
7	32.717	26.083	17.213	7'26.377	8'42.390P		11:59'50.480	7	21.643	26.135	17.268	25.304	1'30.350	310,0	11:51'44.541
8	34.333	27.043	17.599	25.780	1'44.755P		12:01'35.235	8	21.535	26.060	17.192	25.305	1'30.092	310,0	11:53'14.633
9	21.869	26.306	17.364	25.639	1'31.178	303,0	12:03'06.413	9	22.615	27.889	18.121	6'51.708	8'00.333P	307,3	12:01'14.966
10	21.621	26.048	17.189	25.461	1'30.319	305,6	12:04'36.732	10	35.728	27.223	18.210	25.559	1'46.720P		12:03'01.686
11	21.654	26.128	17.185	25.635	1'30.602	305,6	12:06'07.334	11	21.593	26.072	17.176	25.314	1'30.155	310,0	12:04'31.841
12	21.516	26.026	17.229	25.606	1'30.377	304,7	12:07'37.711	12	21.605	26.091	17.210	25.409	1'30.315	310,9	12:06'02.156
13	21.611	26.044	17.459	6'13.187	7'18.301P	309,1	12:14'56.012	13	21.520	26.010	17.197	25.677	1'30.404	310,9	12:07'32.560
14	32.204	26.788	17.545	25.838	1'42.375P		12:16'38.387	14	21.805	26.101	17.134	25.245	1'30.285	313,6	12:09'02.845
15	21.691	26.205	17.229	25.484	1'30.609	304,7	12:18'08.996	15	21.413	25.987	17.197	25.332	1'29.929	315,4	12:10'32.774
16	21.547	25.968	17.184	25.462	1'30.161	305,6	12:19'39.157	16	23.889	28.247	18.025	8'02.862	9'13.023P	310,9	12:19'45.797
17	21.384	26.047	17.079	25.327	1'29.837	305,6	12:21'08.994	17	37.296	26.834	17.458	25.515	1'47.103P		12:21'32.900
18	22.613	25.982	17.149	1'20.654	2'26.398P	305,6	12:23'35.392	18	21.521	26.132	17.248	25.521	1'30.422	310,0	12:23'03.322
19	31.831	26.223	17.200	25.547	1'40.801P		12:25'16.193	19	21.561	26.013	17.311	25.418	1'30.303	310,0	12:24'33.625
								20	21.881	26.107	17.262	25.497	1'30.747	312,7	12:26'04.372

8° 55 A. LOCATELLI [1'29.849]								11° 60 M. VAN DER MARK [1'30.132]							
Lap	Seg1	Seg2	Seg3	Seg4	Lap Time	km/h	Local Time	Lap	Seg1	Seg2	Seg3	Seg4	Lap Time	km/h	Local Time
1	35.524	30.925	19.228	26.912	1'52.589P		11:44'40.303	1	33.383	29.093	18.985	4'14.306	5'35.767P		11:45'42.258
2	21.933	26.397	17.982	26.657	1'32.969	309,1	11:48'05.861	2	35.515	27.951	18.380	27.658	1'49.504P		11:47'31.762
3	21.656	26.080	17.274	25.246	1'30.256	307,3	11:49'36.117	3	21.799	26.141	17.205	25.218	1'30.363	310,9	11:49'02.125
4	21.512	26.081	17.351	25.344	1'30.288	308,2	11:51'06.405	4	21.543	26.092	17.475	26.612	1'31.722C	312,7	11:50'33.847
5	21.587	25.929	17.203	25.170	1'29.889	309,1	11:52'36.294	5	21.414	27.604	17.511	25.606	1'32.135	316,3	11:52'05.982
6	21.520	25.987	17.190	25.192	1'29.889	309,1	11:54'06.183	6	21.639	26.064	17.373	25.594	1'30.670	305,6	11:53'36.652
7	21.507	25.998	17.192	25.317	1'30.014	308,2	11:55'36.197	7	21.555	26.062	17.414	25.748	1'30.779	304,7	11:55'07.431
8	22.065	26.768	17.804	7'45.137	8'51.774P	306,5	12:04'27.971	8	21.630	26.246	17.480	9'01.790	10'07.146P	303,9	12:05'14.577
9	32.949	26.547	17.484	27.010	1'43.990P		12:06'11.961	9	34.242	31.153	17.374	25.659	1'48.428P		12:07'03.005
10	21.566	25.932	17.128	25.223	1'29.849	311,8	12:07'41.810	10	21.675	26.003	17.380	25.563	1'30.621	303,9	12:08'33.626
11	21.414	26.108	17.112	25.232	1'29.866	313,6	12:09'11.676	11	21.567	26.105	17.351	25.641	1'30.664	306,5	12:10'04.290
12	21.538	26.018	17.143	25.300	1'29.999	319,1	12:10'41.675	12	21.584	26.237	17.489	25.710	1'31.020	305,6	12:11'35.310
13	21.530	26.106	17.146	25.377	1'30.159	310,9	12:12'11.834	13	24.798	29.313	17.634	3'44.673	4'56.418P	302,2	12:16'31.728
14	21.592	26.078	17.190	25.361	1'30.221	310,9	12:13'42.055	14	32.430	27.392	18.385	25.605	1'43.812P		12:18'15.540
15	22.355	28.594	17.832	6'53.760	8'02.541P	305,6	12:21'44.596	15	21.454	25.914	17.235	25.529	1'30.132	304,7	12:19'45.672
16	34.067	27.203	17.753	1'16.227	2'35.250P		12:24'19.846	16	21.868	26.364	17.591	1'18.027	2'23.850P	306,5	12:22'09.522
17	34.271	40.545	18.153	26.448	1'59.417P		12:26'19.263	17	32.998	29.317	19.233	31.887	1'53.435P		12:24'02.957
								18	21.451	26.023	17.278	25.695	1'30.447	308,2	12:25'33.404

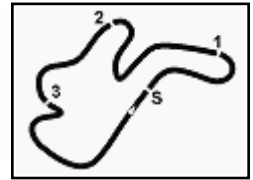
9° 47 A. BASSANI [1'29.916]								12° 5 Y. MONTELLA [1'30.289]							
Lap	Seg1	Seg2	Seg3	Seg4	Lap Time	km/h	Local Time	Lap	Seg1	Seg2	Seg3	Seg4	Lap Time	km/h	Local Time
1	36.209	27.535	17.767	25.834	1'47.345P		11:47'43.050	1	34.961	30.124	19.073	27.330	1'51.488P		11:40'30.486
2	21.650	26.206	17.386	25.454	1'30.696	303,0	11:51'01.091	2	22.551	27.415	18.005	25.782	1'33.753	309,1	11:43'55.727
3	21.556	26.097	17.264	25.450	1'30.367	307,3	11:52'31.458	3	22.598	26.622	17.456	25.793	1'32.469	312,7	11:45'28.196
4	21.624	26.386	17.428	25.417	1'30.855	306,5	11:54'02.313	4	21.776	26.579	17.407	25.489	1'31.251	313,6	11:46'59.447
5	23.326	28.428	17.778	8'09.814	9'19.346P	306,5	12:03'21.659	5	21.636	26.861	17.969	25.528	1'31.994	315,4	11:48'31.441
6	34.333	27.085	17.582	25.824	1'44.824P		12:05'06.483	6	21.822	26.248	17.374	25.283	1'30.727	317,2	11:50'02.168
7	21.545	26.119	17.235	25.284	1'30.183	304,7	12:06'36.666	7	21.650	27.395	18.589	25.686	1'33.320	317,2	11:51'35.488
8	21.558	26.096	17.219	25.350	1'30.223	309,1	12:08'06.889	8	22.118	26.423	17.455	25.480	1'31.476	298,8	11:53'06.964
9	24.166	32.383	18.586	8'31.737	9'46.872P	305,6	12:17'53.761	9	21.783	26.493	17.363	25.275	1'30.914	316,3	11:54'37.878
10	33.336	27.526	17.626	27.455	1'45.943P		12:19'39.704	10	21.632	26.085	17.347	10'16.768	11'21.832P	313,6	12:05'59.710
11	21.462	26.176	17.121	25.260	1'30.019	310,0	12:21'09.723	11	35.902	27.016	17.341	25.517	1'45.776P		12:07'45.486
12	21.569	25.870	17.141	25.336	1'29.916	307,3	12:22'39.639	12	21.788	26.414	17.399	25.385	1'30.986	316,3	12:09'16.472
13	23.219	28.845	18.671	28.033	1'38.768	307,3	12:24'18.407	13	21.662	26.452	17.470	25.917	1'31.501C	319,1	12:10'47.973
14	21.698	25.976	17.135	25.180	1'29.989	311,8	12:25'48.396	14	21.692	26.300	17.293	25.466	1'30.751	314,5	12:12'18.724
								15	21.625	26.107	17.323	25.375	1'30.430	312,7	12:13'49.154

21/02/2025

P = Pits In/Out - C = Lap Time Cancelled

These data/results cannot be reproduced, stored and/or transmitted in whole or in part by any manner of electronic, mechanical, photocopying, recording, broadcasting or otherwise now known or herein after developed without the previous express consent by the copyright owner, except for reproduction in daily press and regular printed publications on sale to the public within 60 days of the event related to those data/results and always provided that copyright symbol appears together as follows below.

© DORNA WSBK ORGANIZATION Srl 2025



Phillip Island 4.445 m

Australian Round, 21-23 February 2025

Chronological Analysis Free Practice 1st Session

REVISED

3 / 4

16	22.789	26.761	17.509	25.500	1'32.559	313,6	12:15'21.713	7	34.638	27.135	17.945	25.954	1'45.672P		12:12'54.329
17	21.634	26.393	17.470	25.418	1'30.915	314,5	12:16'52.628	8	21.946	26.270	17.499	25.505	1'31.220	304,7	12:14'25.549
18	21.717	26.352	17.459	25.641	1'31.169	314,5	12:18'23.797	9	21.955	33.500	23.921	7'01.506	8'20.882P	301,3	12:22'46.431
19	26.470	31.461	24.088	25.560	1'47.579	314,5	12:20'11.376	10	32.671	27.942	17.691	25.516	1'43.820P		12:24'30.251
20	21.833	26.341	17.495	25.376	1'31.045	315,4	12:21'42.421	11	21.679	25.997	17.351	25.402	1'30.429	310,0	12:26'00.680
21	21.543	26.218	17.221	25.307	1'30.289	316,3	12:23'12.710								
22	21.650	26.237	17.373	25.479	1'30.739	315,4	12:24'43.449								
23	21.624	26.282	17.456	25.200	1'30.562	316,3	12:26'14.011								

16°		87 R. GARDNER (1'30.553)						
Lap	Seg1	Seg2	Seg3	Seg4	Lap Time	km/h	Local Time	
1	33.070	31.297	24.285	26.653	1'55.305P		11:40'10.355	
2	22.403	26.440	22.353	26.510	1'37.706	302,2	11:43'43.366	
3	21.952	26.315	17.383	25.543	1'31.193	306,5	11:45'14.559	
4	24.811	37.833	19.630	26.358	1'48.632	307,3	11:47'03.191	
5	21.624	26.377	17.241	25.374	1'30.616	315,4	11:48'33.807	
6	21.859	26.547	17.439	25.415	1'31.260	314,5	11:50'05.067	
7	21.755	26.266	17.498	25.599	1'31.118	311,8	11:51'36.185	
8	21.632	26.405	17.419	28.891	1'34.347	312,7	11:53'10.532	
9	21.629	26.141	17.257	25.526	1'30.553	310,9	11:54'41.085	
10	23.371	26.809	17.351	19'11.539	20'19.070P	310,0	12:15'00.155	
11	35.025	28.808	22.227	27.736	1'53.796P		12:16'53.951	
12	21.839	26.259	17.366	25.683	1'31.147	307,3	12:18'25.098	
13	21.690	26.206	17.260	27.600	1'32.756	309,1	12:19'57.854	
14	21.997	28.814	19.725	27.863	1'38.399	310,0	12:21'36.253	
15	21.663	26.234	17.247	1'17.202	2'22.346P	310,9	12:23'58.599	
16	32.399	26.707	17.607	26.254	1'42.967P		12:25'41.566	

13°		97 X. VIERGE (1'30.381)						
Lap	Seg1	Seg2	Seg3	Seg4	Lap Time	km/h	Local Time	
1	37.165	29.548	18.643	25.996	1'51.352P		11:40'36.041	
2	22.089	27.092	17.629	25.449	1'32.259	310,9	11:43'59.652	
3	21.765	26.505	17.559	25.435	1'31.264	313,6	11:45'30.916	
4	21.835	26.335	17.670	25.527	1'31.367	312,7	11:47'02.283	
5	21.601	26.157	17.319	25.425	1'30.502	316,3	11:48'32.785	
6	21.711	26.192	17.476	25.437	1'30.816	314,5	11:50'03.601	
7	21.678	26.359	17.754	7'23.660	8'29.451P	315,4	11:58'33.052	
8	34.882	27.011	17.755	25.736	1'45.384P		12:00'18.436	
9	21.656	26.201	17.321	25.504	1'30.682	309,1	12:01'49.118	
10	21.732	30.436	18.030	25.558	1'35.756	310,9	12:03'24.874	
11	21.674	26.291	17.458	25.572	1'30.995	310,9	12:04'55.869	
12	21.836	26.261	17.487	25.514	1'31.098	312,7	12:06'26.967	
13	22.632	27.439	18.353	10'47.780	11'56.204P	287,0	12:18'23.171	
14	31.764	27.022	24.380	27.307	1'50.473P		12:20'13.644	
15	21.931	26.457	17.577	35.837	1'41.802	315,4	12:21'55.446	
16	21.568	26.187	17.425	25.201	1'30.381	313,6	12:23'25.827	
17	21.643	26.014	17.431	25.393	1'30.481	314,5	12:24'56.308	
18	21.598	26.151	17.385	25.718	1'30.852	314,5	12:26'27.160	

17°		17 R. VICKERS (1'30.560)						
Lap	Seg1	Seg2	Seg3	Seg4	Lap Time	km/h	Local Time	
1	35.784	28.834	18.579	26.014	1'49.211P		11:40'34.886	
2	22.552	26.670	17.532	25.562	1'32.316	310,0	11:42'24.097	
3	23.163	29.067	17.523	27.321	1'37.074	314,5	11:45'33.487	
4	22.141	26.269	17.425	25.650	1'31.485	304,7	11:47'04.972	
5	21.870	26.230	17.308	25.457	1'30.865	314,5	11:48'35.837	
6	21.702	27.444	21.732	318,2	1'50'53.569		11:50'53.569	
7	22.268	26.410	17.666	25.805	1'32.149	310,9	11:52'25.718	
8	21.850	26.144	17.280	25.460	1'30.734	309,1	11:53'56.452	
9	22.136	26.862	17.960	13'59.865	15'06.823P	315,4	12:09'03.275	
10	37.503	26.918	17.386	25.858	1'47.665CP		12:10'50.940	
11	21.844	26.975	17.366	5'43.386	6'49.571P	313,6	12:17'40.511	
12	36.440	27.334	17.861	25.792	1'47.427P		12:19'27.938	
13	21.907	26.320	17.375	25.566	1'31.168	309,1	12:20'59.106	
14	21.795	26.062	17.349	25.502	1'30.708	311,8	12:22'29.814	
15	21.757	26.066	17.579	25.580	1'30.982	310,9	12:24'00.796	
16	21.825	26.022	17.341	25.372	1'30.560	311,8	12:25'31.356	

14°		31 G. GERLOFF (1'30.395)						
Lap	Seg1	Seg2	Seg3	Seg4	Lap Time	km/h	Local Time	
1	35.819	27.120	17.802	26.263	1'47.004P		11:45'15.829	
2	21.643	26.308	17.388	25.575	1'30.914	316,3	11:47'02.833	
3	21.668	26.167	17.263	25.297	1'30.395	315,4	11:50'04.142	
4	21.582	26.107	17.726	25.874	1'31.289	316,3	11:51'35.431	
5	21.699	26.170	17.336	25.616	1'30.821	309,1	11:53'06.252	
6	21.715	31.063	17.208	25.551	1'35.537	310,0	11:54'41.789	
7	22.000	26.583	17.603	10'12.444	11'18.630P	314,5	12:06'00.419	
8	34.859	26.544	17.616	25.799	1'44.818P		12:07'45.237	
9	21.829	26.364	17.364	25.652	1'31.209	310,9	12:09'16.446	
10	22.228	26.975	17.423	25.546	1'32.172C	307,3	12:10'48.618	
11	21.723	26.195	17.304	25.536	1'30.758	315,4	12:12'19.376	
12	21.636	26.161	17.175	25.519	1'30.491	310,9	12:13'49.867	
13	21.577	26.223	17.287	25.621	1'30.708	311,8	12:15'20.575	
14	21.667	26.588	20.841	25.951	1'35.047	309,1	12:16'55.622	
15	21.569	26.443	17.266	25.630	1'30.908	312,7	12:18'26.530	
16	21.612	26.095	17.312	25.648	1'30.667	309,1	12:19'57.197	
17	21.618	26.106	17.330	25.575	1'30.629	310,0	12:21'27.826	
18	21.738	26.375	17.603	1'59.833	3'05.549P	309,1	12:24'33.375	
19	35.251	27.905	17.694	25.993	1'46.843P		12:26'20.218	

18°		53 T. RABAT (1'30.978)						
Lap	Seg1	Seg2	Seg3	Seg4	Lap Time	km/h	Local Time	
1	32.843	28.787	18.684	26.466	1'46.780P		11:40'46.875	
2	30.916	41.958	30.228	20'57.654	22'40.756P	275,3	11:42'33.655	
3	34.648	31.066	17.976	25.932	1'49.622P		12:07'04.033	
4	21.938	26.479	17.425	25.508	1'31.350	304,7	12:08'35.383	
5	21.894	26.441	17.446	25.584	1'31.365	304,7	12:10'06.748	
6	21.855	26.291	17.450	25.513	1'31.109	303,9	12:11'37.857	
7	21.847	26.249	17.347	25.674	1'31.117	304,7	12:13'08.974	
8	21.837	26.367	17.457	25.676	1'31.337	303,0	12:14'40.311	
9	21.822	26.370	17.445	4'14.973	5'20.610P	299,7	12:20'00.921	
10	39.769	29.468	18.212	26.196	1'53.645P		12:21'54.566	
11	21.904	26.290	17.460	25.550	1'31.204	305,6	12:23'25.770	
12	21.973	26.330	17.493	25.662	1'31.458	304,7	12:24'57.228	
13	21.724	26.357	17.401	25.496	1'30.978	306,5	12:26'28.206	

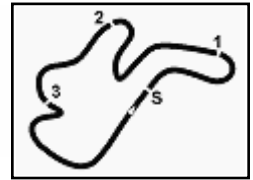
15°		45 S. REDDING (1'30.429)						
Lap	Seg1	Seg2	Seg3	Seg4	Lap Time	km/h	Local Time	
1	34.845	29.784	19.325	3'00.584	4'24.538P		11:40'21.063	
2	33.988	27.795	18.889	26.004	1'46.676P		11:44'45.601	
3	22.071	26.406	17.645	28.293	1'34.415	305,6	11:48'06.692	
4	21.726	26.100	17.775	5'39.066	6'44.667P	310,0	11:54'51.359	
5	32.884	26.904	17.666	25.652	1'43.106P		11:56'34.465	
6	27.065	28.976	18.366	13'19.785	14'34.192P	279,5	12:11'08.657	

21/02/2025 P = Pits In/Out - C = Lap Time Cancelled

These data/results cannot be reproduced, stored and/or transmitted in whole or in part by any manner of electronic, mechanical, photocopying, recording, broadcasting or otherwise now known or herein after developed without the previous express consent by the copyright owner, except for reproduction in daily press and regular printed publications on sale to the public within 60 days of the event related to those data/results and always provided that copyright symbol appears together as follows below.

© DORNA WSBK ORGANIZATION Srl 2025





Australian Round, 21-23 February 2025

Chronological Analysis Free Practice 1st Session

REVISED

4 / 4

19° 49 T. NAGASHIMA [1'31.017]

Lap	Seg.1	Seg.2	Seg.3	Seg.4	Lap Time	km/h	Local Time
11:40'24.330							
1	33.787	28.716	20.762	26.878	1'50.143P		11:42'14.473
2	22.388	26.649	18.057	25.758	1'32.852	307,3	11:43'47.325
3	21.942	26.286	17.643	25.685	1'31.556	306,5	11:45'18.881
4	21.789	29.462	17.950	25.730	1'34.931	306,5	11:46'53.812
5	21.756	31.354	18.040	29.684	1'40.834	309,1	11:48'34.646
6	21.783	26.306	17.369	25.559	1'31.017	316,3	11:50'05.663
7	21.896	26.646	17.603	7'09.881	8'16.026P	313,6	11:58'21.689
8	38.342	29.374	18.655	30.991	1'57.362P		12:00'19.051
9	21.845	26.490	17.465	25.657	1'31.457	305,6	12:01'50.508
10	21.817	26.575	17.682	25.909	1'31.983	306,5	12:03'22.491
11	21.934	26.503	17.726	26.076	1'32.239	306,5	12:04'54.730
12	21.908	26.527	17.573	26.120	1'32.128	303,0	12:06'26.858
13	22.023	28.431	18.417	7'37.953	8'46.824P	303,0	12:15'13.684
14	34.808	29.152	18.534	26.887	1'49.381P		12:17'03.063
15	21.888	26.648	17.699	25.897	1'32.132	304,7	12:18'35.195
16	22.039	26.373	17.814	31.020	1'37.246	305,6	12:20'12.441
17	21.879	26.685	17.486	25.760	1'31.810	309,1	12:21'44.251
18	21.790	27.836	19.296	28.862	1'37.784	310,0	12:23'22.035
19	21.794	26.416	17.505	25.951	1'31.666	308,2	12:24'53.701
20	21.800	38.257	19.115	26.535	1'45.707	308,2	12:26'39.408

19	21.856	26.227	17.434	25.634	1'31.151	307,3	12:24'51.754
20	21.763	26.202	17.532	25.716	1'31.213	307,3	12:26'22.967

22° 95 T. MACKENZIE [1'31.459]

Lap	Seg.1	Seg.2	Seg.3	Seg.4	Lap Time	km/h	Local Time
11:40'17.418							
1	39.454	30.013	20.871	26.865	1'57.203P		11:42'14.621
2	22.371	27.392	18.110	25.848	1'33.721	303,0	11:43'48.342
3	22.212	26.573	17.859	25.647	1'32.291	302,2	11:45'20.633
4	21.970	26.516	17.712	25.658	1'31.856	306,5	11:46'52.489
5	21.879	43.777	21.274	10'44.841	12'11.771P	304,7	11:59'04.260
6	36.863	31.490	18.416	6'58.599	8'25.368P		12:07'29.628
7	39.949	27.446	18.151	26.334	1'51.880P		12:09'21.508
8	21.943	26.579	17.732	10'48.420	11'54.674P	302,2	12:21'16.182
9	42.600	27.149	18.040	29.696	1'57.485P		12:23'13.667
10	21.967	26.423	17.550	25.728	1'31.668	304,7	12:24'45.335
11	21.964	26.390	17.529	25.576	1'31.459	304,7	12:26'16.794

23° 21 Z. ZAIDI [1'37.039]

Lap	Seg.1	Seg.2	Seg.3	Seg.4	Lap Time	km/h	Local Time
11:40'17.785							
1	40.669	31.821	22.225	29.745	2'04.460P		11:42'22.245
2	25.266	30.037	20.270	28.953	1'44.526	260,7	11:44'06.771
3	24.426	29.278	19.845	27.701	1'41.250	285,4	11:45'48.021
4	24.013	28.877	19.619	29.172	1'41.681	298,0	11:47'29.702
5	23.706	28.550	19.352	27.574	1'39.182	295,6	11:49'08.884
6	23.740	29.069	19.524	27.533	1'39.866	298,8	11:50'48.750
7	23.530	28.511	19.155	27.684	1'38.880	298,0	11:52'27.630
8	24.429	29.254	19.510	11'52.227	13'05.420P	290,0	12:05'33.050
9	41.546	29.553	20.985	28.325	2'00.409P		12:07'33.459
10	23.485	28.270	18.988	27.279	1'38.022	297,2	12:09'11.481
11	23.173	27.872	18.873	27.173	1'37.091C	294,8	12:10'48.572
12	23.040	28.174	18.862	27.425	1'37.501C	290,8	12:12'26.073
13	23.373	28.053	19.081	27.295	1'37.802	296,4	12:14'03.875
14	23.151	27.776	18.931	27.181	1'37.039	301,3	12:15'40.914
15	23.130	27.853	18.875	27.222	1'37.080	296,4	12:17'17.994
16	23.068	28.125	19.124	5'04.742	6'15.059P	299,7	12:23'33.053
17	37.913	28.749	19.163	27.138	1'52.963P		12:25'26.016

20° 99 B. SOFUOGLU [1'31.088]

Lap	Seg.1	Seg.2	Seg.3	Seg.4	Lap Time	km/h	Local Time
11:46'39.875							
1	37.852	28.402	18.511	28.259	1'53.024P		11:48'32.899
2	22.395	26.683	17.365	25.747	1'32.190	301,3	11:50'05.089
3	22.087	26.459	17.395	25.671	1'31.612	301,3	11:51'36.701
4	21.902	26.367	17.535	25.825	1'31.629	313,6	11:53'08.330
5	21.987	26.413	17.468	25.816	1'31.684	304,7	11:54'40.014
6	22.151	26.381	17.452	25.849	1'31.833	301,3	11:56'11.847
7	22.447	27.795	18.706	13'25.018	14'33.966P	303,9	12:10'45.813
8	33.355	26.937	17.603	26.041	1'43.936CP		12:12'29.749
9	22.065	26.344	18.438	26.377	1'33.224	305,6	12:14'02.973
10	22.136	26.398	17.445	26.003	1'31.982	303,0	12:15'34.955
11	24.432	26.847	17.712	3'07.500	4'16.491P	301,3	12:19'51.446
12	32.950	27.088	17.623	25.767	1'43.428P		12:21'34.874
13	21.851	26.241	17.297	25.699	1'31.088	304,7	12:23'05.962
14	21.819	26.157	17.291	25.892	1'31.159	308,2	12:24'37.121
15	21.903	26.274	17.454	25.880	1'31.511	310,0	12:26'08.632

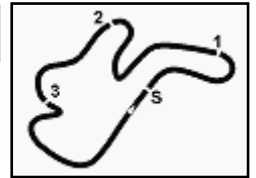
21° 7 I. LECUONA [1'31.151]

Lap	Seg.1	Seg.2	Seg.3	Seg.4	Lap Time	km/h	Local Time
11:40'20.677							
1	36.162	29.795	20.676	26.831	1'53.464P		11:42'14.141
2	22.645	27.746	18.144	25.708	1'34.243	303,0	11:43'48.384
3	21.948	26.449	17.612	25.612	1'31.787	309,1	11:45'20.171
4	21.937	26.461	17.660	25.714	1'31.772	309,1	11:46'51.943
5	22.047	28.684	17.979	33.963	1'42.673	306,5	11:48'34.616
6	22.127	26.606	17.486	25.543	1'31.762	309,1	11:50'06.378
7	21.763	26.397	17.499	25.726	1'31.385	315,4	11:51'37.763
8	21.838	34.188	18.032	7'40.061	8'54.119P	311,8	12:00'31.882
9	34.559	27.998	17.935	29.082	1'49.574P		12:02'21.456
10	22.126	31.246	17.751	25.909	1'37.032	303,9	12:03'58.488
11	22.020	26.602	17.640	25.784	1'32.046	304,7	12:05'30.534
12	21.962	26.622	17.611	7'10.686	8'16.881P	304,7	12:13'47.415
13	35.174	27.923	19.388	25.927	1'48.412P		12:15'35.827
14	22.107	26.529	17.488	25.704	1'31.828	305,6	12:17'07.655
15	21.858	26.387	17.480	25.636	1'31.361	307,3	12:18'39.016
16	21.862	26.229	17.615	25.710	1'31.416	308,2	12:20'10.432
17	21.849	26.253	17.506	25.658	1'31.266	306,5	12:21'41.698
18	21.832	30.758	18.214	28.101	1'38.905	308,2	12:23'20.603

21/02/2025 P = Pits In/Out - C = Lap Time Cancelled

These data/results cannot be reproduced, stored and/or transmitted in whole or in part by any manner of electronic, mechanical, photocopying, recording, broadcasting or otherwise now known or herein after developed without the previous express consent by the copyright owner, except for reproduction in daily press and regular printed publications on sale to the public within 60 days of the event related to those data/results and always provided that copyright symbol appears together as follows below.

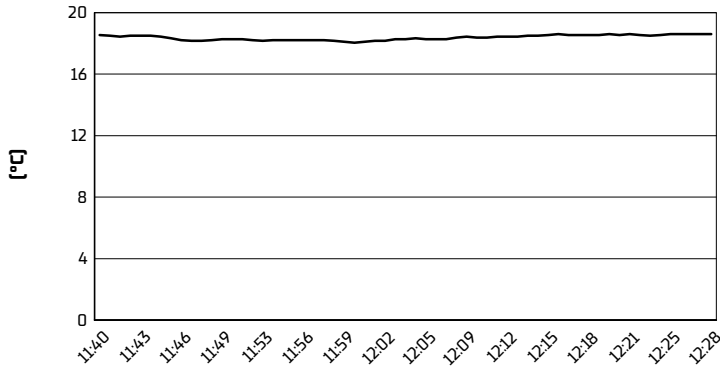
© DORNA WSBK ORGANIZATION Srl 2025



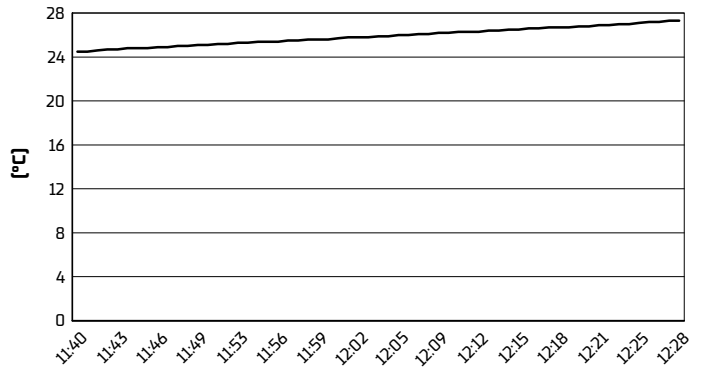
Phillip Island 4.445 m

Australian Round, 21-23 February 2025
Weather Report Free Practice 1st Session
 Session started 11:40 - Session ended 12:28

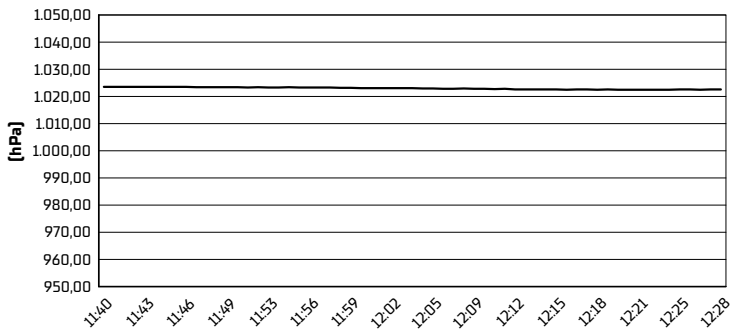
Air Temperature



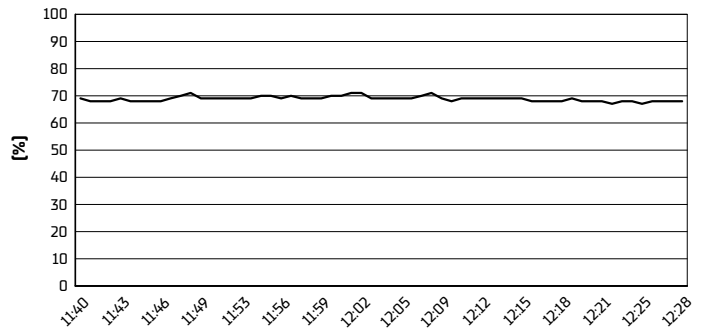
Track Temperature



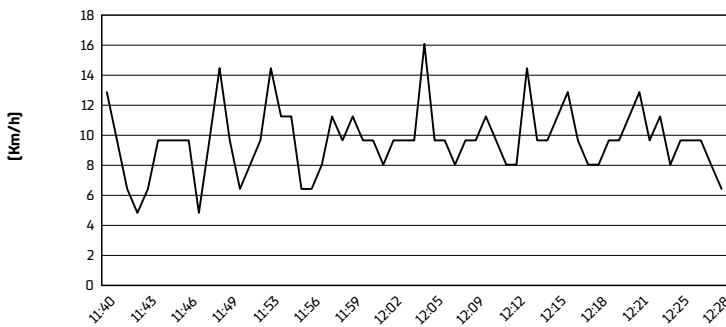
Air Pressure



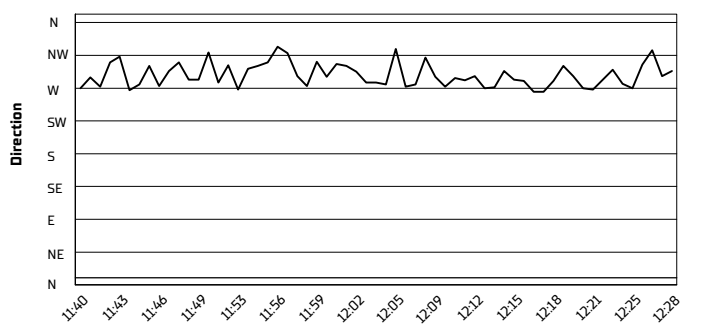
Humidity



Wind Speed



Wind Direction



21/02/2025

These data/results cannot be reproduced, stored and/or transmitted in whole or in part by any manner of electronic, mechanical, photocopying, recording, broadcasting or otherwise now known or herein after developed without the previous express consent by the copyright owner, except for reproduction in daily press and regular printed publications on sale to the public within 60 days of the event related to those data/results and always provided that copyright symbol appears together as follows below.

© DORNA WSBK ORGANIZATION Srl 2025