

| No. | Rider | Nat | Team | Bike | Time | Gap | Rel. | Laps | Speed | |
|---|---------------------------|-----|----------------------------------|---------------------|-----------------|-------|-------|------|---------|--------------|
| | | | | | | | | | Avg | Max |
| 1 | 11 N. BULEGA | ITA | Aruba.it Racing - Ducati | Ducati Panigale V4R | 1'28.790 | | | 24 | 180,223 | 318,2 |
| 2 | 29 A. IANNONE | ITA | Team Pata Go Eleven | Ducati Panigale V4R | 1'29.196 | 0.406 | 0.406 | 17 | 179,403 | 317,2 |
| 3 | 1 T. RAZGATLIOGLU | TUR | ROKIT BMW Motorrad WorldSBK Team | BMW M1000RR | 1'29.599 | 0.809 | 0.403 | 16 | 178,596 | 313,6 |
| 4 | 9 D. PETRUCCI | ITA | Barni Spark Racing Team | Ducati Panigale V4R | 1'29.604 | 0.814 | 0.005 | 21 | 178,586 | 321,0 |
| 5 | 19 A. BAUTISTA | ESP | Aruba.it Racing - Ducati | Ducati Panigale V4R | 1'29.610 | 0.820 | 0.006 | 22 | 178,574 | 316,3 |
| 6 | 14 S. LOWES | GBR | ELF Marc VDS Racing Team | Ducati Panigale V4R | 1'29.799 | 1.009 | 0.189 | 20 | 178,198 | 313,6 |
| 7 | 5 Y. MONTELLA | ITA | Barni Spark Racing Team | Ducati Panigale V4R | 1'29.815 | 1.025 | 0.016 | 23 | 178,166 | 315,4 |
| 8 | 22 A. LOWES | GBR | bimota by Kawasaki Racing Team | bimota KB998 Rimini | 1'29.880 | 1.090 | 0.065 | 21 | 178,037 | 309,1 |
| 9 | 45 S. REDDING | GBR | MGM BONDVO Racing | Ducati Panigale V4R | 1'30.026 | 1.236 | 0.146 | 12 | 177,749 | 312,7 |
| 10 | 60 M. VAN DER MARK | NED | ROKIT BMW Motorrad WorldSBK Team | BMW M1000RR | 1'30.059 | 1.269 | 0.033 | 19 | 177,684 | 313,6 |
| 11 | 55 A. LOCATELLI | ITA | Pata Maxus Yamaha | Yamaha YZF R1 | 1'30.105 | 1.315 | 0.046 | 20 | 177,593 | 311,8 |
| 12 | 47 A. BASSANI | ITA | bimota by Kawasaki Racing Team | bimota KB998 Rimini | 1'30.117 | 1.327 | 0.012 | 17 | 177,569 | 310,0 |
| 13 | 17 R. VICKERS | GBR | Motocorsa Racing | Ducati Panigale V4R | 1'30.169 | 1.379 | 0.052 | 17 | 177,467 | 317,2 |
| 14 | 31 G. GERLOFF | USA | Kawasaki WorldSBK Team | Kawasaki ZX-10RR | 1'30.193 | 1.403 | 0.024 | 26 | 177,420 | 316,3 |
| 15 | 97 X. VIERGE | ESP | Honda HRC | Honda CBR1000 RR-R | 1'30.205 | 1.415 | 0.012 | 21 | 177,396 | 315,4 |
| 16 | 87 R. GARDNER | AUS | GYTR GRT Yamaha WorldSBK Team | Yamaha YZF R1 | 1'30.299 | 1.509 | 0.094 | 17 | 177,211 | 310,9 |
| 17 | 77 D. AEGERTER | SUI | GYTR GRT Yamaha WorldSBK Team | Yamaha YZF R1 | 1'30.676 | 1.886 | 0.377 | 17 | 176,474 | 308,2 |
| 18 | 7 I. LECUONA | ESP | Honda HRC | Honda CBR1000 RR-R | 1'30.676 | 1.886 | 0.000 | 17 | 176,474 | 311,8 |
| 19 | 49 T. NAGASHIMA | JPN | Honda HRC | Honda CBR1000 RR-R | 1'31.042 | 2.252 | 0.366 | 18 | 175,765 | 311,8 |
| 20 | 99 B. SOFUOGLU | TUR | Yamaha Motoxracing WorldSBK Team | Yamaha YZF R1 | 1'31.235 | 2.445 | 0.193 | 17 | 175,393 | 308,2 |
| 21 | 53 T. RABAT | ESP | Yamaha Motoxracing WorldSBK Team | Yamaha YZF R1 | 1'31.303 | 2.513 | 0.068 | 17 | 175,263 | 304,7 |
| 22 | 95 T. MACKENZIE | GBR | PETRONAS MIE Honda Racing Team | Honda CBR1000 RR-R | 1'31.445 | 2.655 | 0.142 | 6 | 174,990 | 310,9 |
| ----- Out 105% in this Session ----- | | | | | | | | | | |
| 23 | 21 Z. ZAIDI | MAS | PETRONAS MIE Honda Racing Team | Honda CBR1000 RR-R | 1'35.407 | 6.617 | 3.962 | 18 | 167,724 | 303,0 |

Qualifying Lap Time [105% of 1'28.790]: 1'33.230

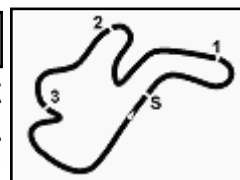
| | | | | |
|-------|------------|-----|-------|------|
| AIR | Humidity: | 75% | Temp: | 21°C |
| TRACK | Condition: | Dry | Temp: | 34°C |

| | | | | | | |
|---------|-----------|-------|---------------|----------|---------|------|
| Records | Pole | [SP] | 2024 N.Bulega | 1'27.916 | 182,010 | Km/h |
| | Race | [RC1] | 2024 N.Bulega | 1'28.564 | 180,680 | Km/h |
| | All Times | [SP] | 2024 N.Bulega | 1'27.916 | 182,010 | Km/h |

Start 21/02/2025 16:00 End 16:49 The results are provisional until the end of the time limit for protests and appeals and the completion of the technical checks.

These data/results cannot be reproduced, stored and/or transmitted in whole or in part by any manner of electronic, mechanical, photocopying, recording, broadcasting or otherwise now known or herein after developed without the previous express consent by the copyright owner, except for reproduction in daily press and regular printed publications on sale to the public within 60 days of the event related to those data/results and always provided that copyright symbol appears together as follows below.

© DORNA WSBK ORGANIZATION Srl 2025



Australian Round, 21-23 February 2025

Results Free Practice 2nd Session

Session Highlights

| Local Time | No. Rider | Description |
|------------|------------------------|---|
| 16.00.00 | | Start of Session |
| 16.00.10 | | WorldSBK Pit Intervention Time: 1min 3secs |
| 16.03.22 | 21 Z. ZAIDI | #21 Racelink NDT working...it must be fixed - last warning |
| 16.04.47 | 49 T. NAGASHIMA | #49 Lap Time Cancelled [1'33.254] - Exceeded Track Limits - Turn 12 |
| 16.28.29 | 19 A. BAUTISTA | #19 Crashed - Turn 4 |
| 16.28.48 | 19 A. BAUTISTA | #19 Rejoined |
| 16.42.37 | 55 A. LOCATELLI | #55 On the Gravel - Rejoined - Turn 4 |
| 16.44.39 | 17 R. VICKERS | #17 Crashed - Turn 10 |
| 16.44.59 | 17 R. VICKERS | #17 Rejoined |
| 16.48.05 | 99 B. SOFUOGLU | #99 Lap Time Cancelled [1'31.999] - Yellow Flag - Turn 11 |
| 16.48.10 | 22 A. LOWES | #22 Lap Time Cancelled [1'30.362] - Yellow Flag - Turn 11 |
| 16.48.15 | 55 A. LOCATELLI | #55 Lap Time Cancelled [1'30.688] - Yellow Flag - Turn 11 |
| 16.48.20 | 87 R. GARDNER | #87 Lap Time Cancelled [1'30.768] - Yellow Flag - Turn 11 |
| 16.48.25 | 7 I. LECUONA | #7 Lap Time Cancelled [1'31.169] - Yellow Flag - Turn 11 |
| 16.48.30 | 97 X. VIERGE | #97 Lap Time Cancelled [1'35.758] - Yellow Flag - Turn 11 |
| 16.48.35 | 14 S. LOWES | #14 Lap Time Cancelled [1'30.134] - Yellow Flag - Turn 11 |
| 16.49.08 | | End of Session |

Fastest Laps Sequence

| No. | Rider | Nat | Team | Bike | Local Time | Time | Gap | Avg |
|-----------|-----------------|-----|----------------------------------|---------------------|--------------|-----------------|--------|---------|
| 5 | Y. MONTELLA | ITA | Barni Spark Racing Team | Ducati Panigale V4R | 16:03'20.017 | 1'31.137 | | 175,582 |
| 31 | G. GERLOFF | USA | Kawasaki WorldSBK Team | Kawasaki ZX-10RR | 16:03'21.735 | 1'30.834 | -0.303 | 176,168 |
| 60 | M. VAN DER MARK | NED | ROKiT BMW Motorrad WorldSBK Team | BMW M1000RR | 16:03'38.420 | 1'30.611 | -0.223 | 176,601 |
| 55 | A. LOCATELLI | ITA | Pata Maxus Yamaha | Yamaha YZF R1 | 16:03'43.904 | 1'30.449 | -0.162 | 176,917 |
| 29 | A. IANNONE | ITA | Team Pata Go Eleven | Ducati Panigale V4R | 16:05'05.206 | 1'29.607 | -0.842 | 178,580 |
| 11 | N. BULEGA | ITA | Aruba.it Racing - Ducati | Ducati Panigale V4R | 16:08'17.566 | 1'29.456 | -0.151 | 178,881 |
| 11 | N. BULEGA | ITA | Aruba.it Racing - Ducati | Ducati Panigale V4R | 16:20'22.405 | 1'29.323 | -0.133 | 179,148 |
| 11 | N. BULEGA | ITA | Aruba.it Racing - Ducati | Ducati Panigale V4R | 16:34'11.446 | 1'28.942 | -0.381 | 179,915 |
| 11 | N. BULEGA | ITA | Aruba.it Racing - Ducati | Ducati Panigale V4R | 16:35'40.236 | 1'28.790 | -0.152 | 180,223 |

21/02/2025 Start 16:00 End 16:49 The results are provisional until the end of the time limit for protests and appeals and the completion of the technical checks.

These data/results cannot be reproduced, stored and/or transmitted in whole or in part by any manner of electronic, mechanical, photocopying, recording, broadcasting or otherwise now known or herein after developed without the previous express consent by the copyright owner, except for reproduction in daily press and regular printed publications on sale to the public within 60 days of the event related to those data/results and always provided that copyright symbol appears together as follows below.

© DORNA WSBK ORGANIZATION Srl 2025

Australian Round, 21-23 February 2025

Free Practices Combined Results

| No. | Rider | Nat | Team | Bike | FP1 | FP2 | Time | Gap | Rel. | Avg | LL |
|-----|---------------------------|-----|----------------------------------|---------------------|-----------------|-----------------|-----------------|-------|-------|---------|----|
| 1 | 11 N. BULEGA | ITA | Aruba.it Racing - Ducati | Ducati Panigale V4R | 1'28.922 | 1'28.790 | 1'28.790 | | | 180,223 | 36 |
| 2 | 29 A. IANNONE | ITA | Team Pata Go Eleven | Ducati Panigale V4R | 1'29.289 | 1'29.196 | 1'29.196 | 0.406 | 0.406 | 179,403 | 34 |
| 3 | 19 A. BAUTISTA | ESP | Aruba.it Racing - Ducati | Ducati Panigale V4R | 1'29.515 | 1'29.610 | 1'29.515 | 0.725 | 0.319 | 178,763 | 43 |
| 4 | 9 D. PETRUCCI | ITA | Barni Spark Racing Team | Ducati Panigale V4R | 1'29.584 | 1'29.604 | 1'29.584 | 0.794 | 0.069 | 178,626 | 36 |
| 5 | 1 T. RAZGATLIOGLU | TUR | ROKIT BMW Motorrad WorldSBK Team | BMW M1000RR | 1'29.779 | 1'29.599 | 1'29.599 | 0.809 | 0.015 | 178,596 | 29 |
| 6 | 77 D. AEGERTER | SUI | GYTR GRT Yamaha WorldSBK Team | Yamaha YZF R1 | 1'29.739 | 1'30.676 | 1'29.739 | 0.949 | 0.140 | 178,317 | 41 |
| 7 | 14 S. LOWES | GBR | ELF Marc VDS Racing Team | Ducati Panigale V4R | 1'29.929 | 1'29.799 | 1'29.799 | 1.009 | 0.060 | 178,198 | 40 |
| 8 | 5 Y. MONTELLA | ITA | Barni Spark Racing Team | Ducati Panigale V4R | 1'30.289 | 1'29.815 | 1'29.815 | 1.025 | 0.016 | 178,166 | 46 |
| 9 | 22 A. LOWES | GBR | bimota by Kawasaki Racing Team | bimota KB998 Rimini | 1'29.837 | 1'29.880 | 1'29.837 | 1.047 | 0.022 | 178,123 | 40 |
| 10 | 55 A. LOCATELLI | ITA | Pata Maxus Yamaha | Yamaha YZF R1 | 1'29.849 | 1'30.105 | 1'29.849 | 1.059 | 0.012 | 178,099 | 37 |
| 11 | 47 A. BASSANI | ITA | bimota by Kawasaki Racing Team | bimota KB998 Rimini | 1'29.916 | 1'30.117 | 1'29.916 | 1.126 | 0.067 | 177,966 | 31 |
| 12 | 45 S. REDDING | GBR | MGM BONDVO Racing | Ducati Panigale V4R | 1'30.429 | 1'30.026 | 1'30.026 | 1.236 | 0.110 | 177,749 | 23 |
| 13 | 60 M. VAN DER MARK | NED | ROKIT BMW Motorrad WorldSBK Team | BMW M1000RR | 1'30.132 | 1'30.059 | 1'30.059 | 1.269 | 0.033 | 177,684 | 37 |
| 14 | 17 R. VICKERS | GBR | Motocorsa Racing | Ducati Panigale V4R | 1'30.560 | 1'30.169 | 1'30.169 | 1.379 | 0.110 | 177,467 | 33 |
| 15 | 31 G. GERLOFF | USA | Kawasaki WorldSBK Team | Kawasaki ZX-10RR | 1'30.395 | 1'30.193 | 1'30.193 | 1.403 | 0.024 | 177,420 | 45 |
| 16 | 97 X. VIERGE | ESP | Honda HRC | Honda CBR1000 RR-R | 1'30.381 | 1'30.205 | 1'30.205 | 1.415 | 0.012 | 177,396 | 39 |
| 17 | 87 R. GARDNER | AUS | GYTR GRT Yamaha WorldSBK Team | Yamaha YZF R1 | 1'30.553 | 1'30.299 | 1'30.299 | 1.509 | 0.094 | 177,211 | 33 |
| 18 | 7 I. LECUONA | ESP | Honda HRC | Honda CBR1000 RR-R | 1'31.151 | 1'30.676 | 1'30.676 | 1.886 | 0.377 | 176,474 | 37 |
| 19 | 53 T. RABAT | ESP | Yamaha Motoxrcing WorldSBK Team | Yamaha YZF R1 | 1'30.978 | 1'31.303 | 1'30.978 | 2.188 | 0.302 | 175,889 | 30 |
| 20 | 49 T. NAGASHIMA | JPN | Honda HRC | Honda CBR1000 RR-R | 1'31.017 | 1'31.042 | 1'31.017 | 2.227 | 0.039 | 175,813 | 38 |
| 21 | 99 B. SOFUOGLU | TUR | Yamaha Motoxrcing WorldSBK Team | Yamaha YZF R1 | 1'31.088 | 1'31.235 | 1'31.088 | 2.298 | 0.071 | 175,676 | 32 |
| 22 | 95 T. MACKENZIE | GBR | PETRONAS MIE Honda Racing Team | Honda CBR1000 RR-R | 1'31.459 | 1'31.445 | 1'31.445 | 2.655 | 0.357 | 174,990 | 17 |
| 23 | 21 Z. ZAIDI | MAS | PETRONAS MIE Honda Racing Team | Honda CBR1000 RR-R | 1'37.039 | 1'35.407 | 1'35.407 | 6.617 | 3.962 | 167,724 | 35 |

21/02/2025

These data/results cannot be reproduced, stored and/or transmitted in whole or in part by any manner of electronic, mechanical, photocopying, recording, broadcasting or otherwise now known or herein after developed without the previous express consent by the copyright owner, except for reproduction in daily press and regular printed publications on sale to the public within 60 days of the event related to those data/results and always provided that copyright symbol appears together as follows below.

© DORNA WSBK ORGANIZATION Srl 2025

Australian Round, 21-23 February 2025

Best Sectors & Speed Free Practice 2nd Session

| BEST LAP | | |
|----------|---------------------------|------------------------------|
| 1 | 11 N. BULEGA | Ducati Panigale V4R 1'28.790 |
| 2 | 29 A. IANNONE | Ducati Panigale V4R 1'29.196 |
| 3 | 1 T. RAZGATLIOGLU | BMW M1000RR 1'29.599 |
| 4 | 9 D. PETRUCCI | Ducati Panigale V4R 1'29.604 |
| 5 | 19 A. BAUTISTA | Ducati Panigale V4R 1'29.610 |
| 6 | 14 S. LOWES | Ducati Panigale V4R 1'29.799 |
| 7 | 5 Y. MONTELLA | Ducati Panigale V4R 1'29.815 |
| 8 | 22 A. LOWES | bimota KB998 Rimini 1'29.880 |
| 9 | 45 S. REDDING | Ducati Panigale V4R 1'30.026 |
| 10 | 60 M. VAN DER MARK | BMW M1000RR 1'30.059 |
| 11 | 55 A. LOCATELLI | Yamaha YZF R1 1'30.105 |
| 12 | 47 A. BASSANI | bimota KB998 Rimini 1'30.117 |
| 13 | 17 R. VICKERS | Ducati Panigale V4R 1'30.169 |
| 14 | 31 G. GERLOFF | Kawasaki ZX-10RR 1'30.193 |
| 15 | 97 X. VIERGE | Honda CBR1000 RR-R 1'30.205 |
| 16 | 87 R. GARDNER | Yamaha YZF R1 1'30.299 |
| 17 | 7 I. LECUONA | Honda CBR1000 RR-R 1'30.676 |
| 18 | 77 D. AEGERTER | Yamaha YZF R1 1'30.676 |
| 19 | 49 T. NAGASHIMA | Honda CBR1000 RR-R 1'31.042 |
| 20 | 99 B. SOFUOGLU | Yamaha YZF R1 1'31.235 |
| 21 | 53 T. RABAT | Yamaha YZF R1 1'31.303 |
| 22 | 95 T. MACKENZIE | Honda CBR1000 RR-R 1'31.445 |
| 23 | 21 Z. ZAIDI | Honda CBR1000 RR-R 1'35.407 |

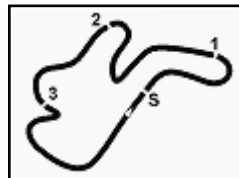
| SPEED | | |
|-------|---------------------------|---------------------------|
| 1 | 9 D. PETRUCCI | Ducati Panigale V4R 321,0 |
| 2 | 11 N. BULEGA | Ducati Panigale V4R 318,2 |
| 3 | 29 A. IANNONE | Ducati Panigale V4R 317,2 |
| 4 | 17 R. VICKERS | Ducati Panigale V4R 317,2 |
| 5 | 31 G. GERLOFF | Kawasaki ZX-10RR 316,3 |
| 6 | 19 A. BAUTISTA | Ducati Panigale V4R 316,3 |
| 7 | 97 X. VIERGE | Honda CBR1000 RR-R 315,4 |
| 8 | 5 Y. MONTELLA | Ducati Panigale V4R 315,4 |
| 9 | 1 T. RAZGATLIOGLU | BMW M1000RR 313,6 |
| 10 | 14 S. LOWES | Ducati Panigale V4R 313,6 |
| 11 | 60 M. VAN DER MARK | BMW M1000RR 313,6 |
| 12 | 45 S. REDDING | Ducati Panigale V4R 312,7 |
| 13 | 49 T. NAGASHIMA | Honda CBR1000 RR-R 311,8 |
| 14 | 7 I. LECUONA | Honda CBR1000 RR-R 311,8 |
| 15 | 55 A. LOCATELLI | Yamaha YZF R1 311,8 |
| 16 | 95 T. MACKENZIE | Honda CBR1000 RR-R 310,9 |
| 17 | 87 R. GARDNER | Yamaha YZF R1 310,9 |
| 18 | 47 A. BASSANI | bimota KB998 Rimini 310,0 |
| 19 | 22 A. LOWES | bimota KB998 Rimini 309,1 |
| 20 | 77 D. AEGERTER | Yamaha YZF R1 308,2 |
| 21 | 99 B. SOFUOGLU | Yamaha YZF R1 308,2 |
| 22 | 53 T. RABAT | Yamaha YZF R1 304,7 |
| 23 | 21 Z. ZAIDI | Honda CBR1000 RR-R 303,0 |

| SEG. 1 | | SEG. 2 | | SEG. 3 | | SEG. 4 | |
|--------|----------------------------------|--------|----------------------------------|--------|----------------------------------|--------|----------------------------------|
| 1 | 11 N. BULEGA 21.218 | 1 | 11 N. BULEGA 25.603 | 1 | 11 N. BULEGA 16.843 | 1 | 11 N. BULEGA 25.044 |
| 2 | 29 A. IANNONE 21.278 | 2 | 29 A. IANNONE 25.716 | 2 | 47 A. BASSANI 17.038 | 2 | 29 A. IANNONE 25.109 |
| 3 | 19 A. BAUTISTA 21.360 | 3 | 19 A. BAUTISTA 25.748 | 3 | 19 A. BAUTISTA 17.051 | 3 | 1 T. RAZGATLIOGLU 25.148 |
| 4 | 14 S. LOWES 21.364 | 4 | 1 T. RAZGATLIOGLU 25.795 | 4 | 22 A. LOWES 17.060 | 4 | 19 A. BAUTISTA 25.181 |
| 5 | 1 T. RAZGATLIOGLU 21.372 | 5 | 9 D. PETRUCCI 25.800 | 5 | 9 D. PETRUCCI 17.066 | 5 | 5 Y. MONTELLA 25.195 |
| 6 | 9 D. PETRUCCI 21.414 | 6 | 45 S. REDDING 25.840 | 6 | 29 A. IANNONE 17.071 | 6 | 9 D. PETRUCCI 25.213 |
| 7 | 87 R. GARDNER 21.415 | 7 | 14 S. LOWES 25.908 | 7 | 1 T. RAZGATLIOGLU 17.086 | 7 | 14 S. LOWES 25.268 |
| 8 | 31 G. GERLOFF 21.440 | 8 | 31 G. GERLOFF 25.911 | 8 | 60 M. VAN DER MARK 17.104 | 8 | 45 S. REDDING 25.271 |
| 9 | 60 M. VAN DER MARK 21.455 | 9 | 60 M. VAN DER MARK 25.923 | 9 | 5 Y. MONTELLA 17.110 | 9 | 22 A. LOWES 25.283 |
| 10 | 22 A. LOWES 21.475 | 10 | 17 R. VICKERS 25.987 | 10 | 14 S. LOWES 17.127 | 10 | 97 X. VIERGE 25.310 |
| 11 | 97 X. VIERGE 21.485 | 11 | 5 Y. MONTELLA 25.988 | 11 | 55 A. LOCATELLI 17.130 | 11 | 17 R. VICKERS 25.325 |
| 12 | 55 A. LOCATELLI 21.504 | 12 | 22 A. LOWES 25.996 | 12 | 45 S. REDDING 17.155 | 12 | 55 A. LOCATELLI 25.334 |
| 13 | 5 Y. MONTELLA 21.512 | 13 | 55 A. LOCATELLI 26.006 | 13 | 87 R. GARDNER 17.160 | 13 | 60 M. VAN DER MARK 25.359 |
| 14 | 77 D. AEGERTER 21.514 | 14 | 97 X. VIERGE 26.025 | 14 | 17 R. VICKERS 17.215 | 14 | 47 A. BASSANI 25.396 |
| 15 | 47 A. BASSANI 21.518 | 15 | 47 A. BASSANI 26.047 | 15 | 31 G. GERLOFF 17.225 | 15 | 31 G. GERLOFF 25.398 |
| 16 | 17 R. VICKERS 21.541 | 16 | 7 I. LECUONA 26.092 | 16 | 97 X. VIERGE 17.245 | 16 | 87 R. GARDNER 25.401 |
| 17 | 49 T. NAGASHIMA 21.561 | 17 | 87 R. GARDNER 26.098 | 17 | 77 D. AEGERTER 17.282 | 17 | 7 I. LECUONA 25.451 |
| 18 | 45 S. REDDING 21.601 | 18 | 77 D. AEGERTER 26.164 | 18 | 99 B. SOFUOGLU 17.338 | 18 | 49 T. NAGASHIMA 25.551 |
| 19 | 7 I. LECUONA 21.637 | 19 | 49 T. NAGASHIMA 26.201 | 19 | 49 T. NAGASHIMA 17.378 | 19 | 95 T. MACKENZIE 25.553 |
| 20 | 99 B. SOFUOGLU 21.775 | 20 | 99 B. SOFUOGLU 26.223 | 20 | 7 I. LECUONA 17.406 | 20 | 77 D. AEGERTER 25.592 |
| 21 | 53 T. RABAT 21.777 | 21 | 53 T. RABAT 26.261 | 21 | 53 T. RABAT 17.431 | 21 | 53 T. RABAT 25.637 |
| 22 | 95 T. MACKENZIE 21.942 | 22 | 95 T. MACKENZIE 26.394 | 22 | 95 T. MACKENZIE 17.471 | 22 | 99 B. SOFUOGLU 25.699 |
| 23 | 21 Z. ZAIDI 22.687 | 23 | 21 Z. ZAIDI 27.420 | 23 | 21 Z. ZAIDI 18.444 | 23 | 21 Z. ZAIDI 26.835 |

21/02/2025

These data/results cannot be reproduced, stored and/or transmitted in whole or in part by any manner of electronic, mechanical, photocopying, recording, broadcasting or otherwise now known or herein after developed without the previous express consent by the copyright owner, except for reproduction in daily press and regular printed publications on sale to the public within 60 days of the event related to those data/results and always provided that copyright symbol appears together as follows below.

© DORNA WSBK ORGANIZATION Srl 2025



Phillip Island 4.445 m

Australian Round, 21-23 February 2025

Ideal Times Free Practice 2nd Session

| No. | Rider | Nat | Bike | Seg. 1 | Seg. 2 | Seg. 3 | Seg. 4 | Ideal Time | | |
|---------------------------|---------------------------|-----|---------------------|------------------|------------------|-------------------------|-------------------------|-----------------------------|------|-------|
| | | | | Diff. 1 | Diff. 2 | Diff. 3 | Diff. 4 | Best Lap | Pos. | Diff. |
| 1 | 11 N. BULEGA | ITA | Ducati Panigale V4R | 21.218 | 25.603 | 16.843 +0.056 | 25.044 +0.026 | 1'28.708 1'28.790 | 1 | 0.082 |
| 2 | 29 A. IANNONE | ITA | Ducati Panigale V4R | 21.278 | 25.716 | 17.071 +0.007 | 25.109 +0.015 | 1'29.174 1'29.196 | 2 | 0.022 |
| 3 | 19 A. BAUTISTA | ESP | Ducati Panigale V4R | 21.360 +0.092 | 25.748 | 17.051 +0.057 | 25.181 +0.121 | 1'29.340 1'29.610 | 5 | 0.270 |
| 4 | 1 T. RAZGATLIOGLU | TUR | BMW M1000RR | 21.372 | 25.795 | 17.086 +0.105 | 25.148 +0.093 | 1'29.401 1'29.599 | 3 | 0.198 |
| 5 | 9 D. PETRUCCI | ITA | Ducati Panigale V4R | 21.414 | 25.800 | 17.066 | 25.213 +0.111 | 1'29.493 1'29.604 | 4 | 0.111 |
| 6 | 14 S. LOWES | GBR | Ducati Panigale V4R | 21.364 | 25.908 +0.015 | 17.127 +0.031 | 25.268 +0.086 | 1'29.667 1'29.799 | 6 | 0.132 |
| 7 | 5 Y. MONTELLA | ITA | Ducati Panigale V4R | 21.512 +0.004 | 25.988 | 17.110 +0.006 | 25.195 | 1'29.805 1'29.815 | 7 | 0.010 |
| 8 | 22 A. LOWES | GBR | bimota KB998 Rimini | 21.475 | 25.996 +0.023 | 17.060 +0.043 | 25.283 | 1'29.814 1'29.880 | 8 | 0.066 |
| 9 | 60 M. VAN DER MARK | NED | BMW M1000RR | 21.455 +0.052 | 25.923 +0.018 | 17.104 | 25.359 +0.148 | 1'29.841 1'30.059 | 10 | 0.218 |
| 10 | 45 S. REDDING | GBR | Ducati Panigale V4R | 21.601 | 25.840 | 17.155 +0.018 | 25.271 +0.141 | 1'29.867 1'30.026 | 9 | 0.159 |
| 11 | 55 A. LOCATELLI | ITA | Yamaha YZF R1 | 21.504 +0.009 | 26.006 | 17.130 +0.076 | 25.334 +0.046 | 1'29.974 1'30.105 | 11 | 0.131 |
| 12 | 31 G. GERLOFF | USA | Kawasaki ZX-10RR | 21.440 | 25.911 +0.074 | 17.225 +0.071 | 25.398 +0.074 | 1'29.974 1'30.193 | 14 | 0.219 |
| 13 | 47 A. BASSANI | ITA | bimota KB998 Rimini | 21.518 +0.058 | 26.047 | 17.038 | 25.396 +0.060 | 1'29.999 1'30.117 | 12 | 0.118 |
| 14 | 97 X. VIERGE | ESP | Honda CBR1000 RR-R | 21.485 | 26.025 +0.007 | 17.245 +0.088 | 25.310 +0.045 | 1'30.065 1'30.205 | 15 | 0.140 |
| 15 | 17 R. VICKERS | GBR | Ducati Panigale V4R | 21.541 +0.024 | 25.987 +0.075 | 17.215 | 25.325 +0.002 | 1'30.068 1'30.169 | 13 | 0.101 |
| 16 | 87 R. GARDNER | AUS | Yamaha YZF R1 | 21.415 +0.114 | 26.098 +0.111 | 17.160 | 25.401 | 1'30.074 1'30.299 | 16 | 0.225 |
| 17 | 77 D. AEGERTER | SUI | Yamaha YZF R1 | 21.514 | 26.164 | 17.282 | 25.592 +0.124 | 1'30.552 1'30.676 | 17 | 0.124 |
| 18 | 7 I. LECUONA | ESP | Honda CBR1000 RR-R | 21.637 +0.024 | 26.092 | 17.406 +0.037 | 25.451 +0.029 | 1'30.586 1'30.676 | 18 | 0.090 |
| 19 | 49 T. NAGASHIMA | JPN | Honda CBR1000 RR-R | 21.561 | 26.201 | 17.378 +0.120 | 25.551 +0.231 | 1'30.691 1'31.042 | 19 | 0.351 |
| 20 | 99 B. SOFUOGLU | TUR | Yamaha YZF R1 | 21.775 +0.123 | 26.223 +0.059 | 17.338 | 25.699 +0.018 | 1'31.035 1'31.235 | 20 | 0.200 |
| 21 | 53 T. RABAT | ESP | Yamaha YZF R1 | 21.777 +0.080 | 26.261 +0.100 | 17.431 +0.017 | 25.637 | 1'31.106 1'31.303 | 21 | 0.197 |
| 22 | 95 T. MACKENZIE | GBR | Honda CBR1000 RR-R | 21.942 +0.085 | 26.394 | 17.471 | 25.553 | 1'31.360 1'31.445 | 22 | 0.085 |
| 23 | 21 Z. ZAIDI | MAS | Honda CBR1000 RR-R | 22.687 | 27.420 | 18.444 +0.001 | 26.835 +0.020 | 1'35.386 1'35.407 | 23 | 0.021 |
| Overall Ideal Time | | | | 21.218 | 25.603 | 16.843 | 25.044 | 1'28.708 | | |

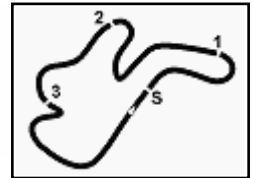
21/02/2025

These data/results cannot be reproduced, stored and/or transmitted in whole or in part by any manner of electronic, mechanical, photocopying, recording, broadcasting or otherwise now known or herein after developed without the previous express consent by the copyright owner, except for reproduction in daily press and regular printed publications on sale to the public within 60 days of the event related to those data/results and always provided that copyright symbol appears together as follows below.

© DORNA WSBK ORGANIZATION Srl 2025

FICR PERUGIA TIMING





| 1° 11 N. BULEGA [1'28.790] | | | | | | | |
|----------------------------|---------------|---------------|---------------|---------------|-----------------|--------------|--------------|
| Lap | Seg1 | Seg2 | Seg3 | Seg4 | Lap Time | km/h | Local Time |
| 1 | 33.227 | 27.538 | 17.500 | 25.264 | 1'43.529P | | 16:02'04.652 |
| 2 | 21.464 | 25.957 | 17.094 | 25.268 | 1'29.783 | 311,8 | 16:03'48.181 |
| 3 | 21.452 | 25.938 | 17.405 | 25.351 | 1'30.146 | 312,7 | 16:05'17.964 |
| 4 | 21.365 | 25.885 | 17.105 | 25.101 | 1'29.456 | 317,2 | 16:06'48.110 |
| 5 | 21.481 | 26.273 | 17.410 | 4'48.817 | 5'53.981P | 318,2 | 16:08'17.566 |
| 6 | 33.113 | 26.531 | 17.195 | 25.331 | 1'42.170P | | 16:14'11.547 |
| 7 | 21.513 | 25.896 | 16.954 | 25.306 | 1'29.669 | 310,0 | 16:15'53.717 |
| 8 | 21.446 | 26.026 | 17.077 | 25.147 | 1'29.696 | 309,1 | 16:17'23.386 |
| 9 | 21.367 | 25.802 | 16.992 | 25.162 | 1'29.323 | 310,9 | 16:18'53.082 |
| 10 | 21.325 | 25.824 | 17.166 | 25.340 | 1'29.655 | 310,9 | 16:20'22.405 |
| 11 | 21.450 | 25.783 | 17.086 | 25.324 | 1'29.643 | 311,8 | 16:21'52.060 |
| 12 | 21.439 | 25.857 | 17.120 | 25.231 | 1'29.647 | 310,9 | 16:23'21.703 |
| 13 | 25.691 | 28.813 | 20.017 | 3'21.112 | 4'35.633P | 310,9 | 16:24'51.350 |
| 14 | 35.887 | 27.248 | 17.536 | 25.407 | 1'46.078P | | 16:29'26.983 |
| 15 | 21.455 | 25.781 | 17.021 | 25.186 | 1'29.443 | 310,0 | 16:31'13.061 |
| 16 | 21.343 | 25.689 | 16.843 | 25.067 | 1'28.942 | 308,2 | 16:32'42.504 |
| 17 | 21.218 | 25.603 | 16.899 | 25.070 | 1'28.790 | 310,9 | 16:34'11.446 |
| 18 | 21.221 | 25.757 | 16.880 | 25.158 | 1'29.016 | 310,9 | 16:35'40.236 |
| 19 | 21.286 | 25.648 | 16.926 | 25.084 | 1'28.944 | 310,0 | 16:37'09.252 |
| 20 | 21.356 | 25.638 | 16.962 | 25.144 | 1'29.100 | 309,1 | 16:38'38.196 |
| 21 | 21.649 | 25.718 | 17.001 | 25.327 | 1'29.695 | 311,8 | 16:40'07.296 |
| 22 | 21.325 | 25.667 | 17.017 | 25.111 | 1'29.120 | 310,9 | 16:41'36.991 |
| 23 | 21.283 | 25.631 | 16.974 | 25.124 | 1'29.012 | 311,8 | 16:43'06.111 |
| 24 | 21.311 | 25.812 | 16.966 | 25.044 | 1'29.133 | 309,1 | 16:44'35.123 |
| | | | | | | | 16:46'04.256 |

| 2° 29 A. IANNONE [1'29.196] | | | | | | | |
|-----------------------------|---------------|---------------|---------------|---------------|-----------------|--------------|--------------|
| Lap | Seg1 | Seg2 | Seg3 | Seg4 | Lap Time | km/h | Local Time |
| 1 | 32.459 | 28.414 | 17.804 | 25.777 | 1'44.454P | | 16:00'18.362 |
| 2 | 21.924 | 27.588 | 17.364 | 25.907 | 1'32.783 | 317,2 | 16:02'02.816 |
| 3 | 21.411 | 25.847 | 17.118 | 25.231 | 1'29.607 | 311,8 | 16:03'35.599 |
| 4 | 21.448 | 25.879 | 17.143 | 25.154 | 1'29.624 | 311,8 | 16:05'05.206 |
| 5 | 22.405 | 27.847 | 18.070 | 11'21.648 | 12'29.970P | 314,5 | 16:06'34.830 |
| 6 | 37.875 | 27.176 | 17.500 | 26.224 | 1'48.775P | | 16:19'04.800 |
| 7 | 22.900 | 26.809 | 17.519 | 25.387 | 1'32.615 | 310,9 | 16:20'53.575 |
| 8 | 21.511 | 25.905 | 17.071 | 25.109 | 1'29.596 | 310,9 | 16:22'26.190 |
| 9 | 21.328 | 25.798 | 17.090 | 25.191 | 1'29.407 | 312,7 | 16:23'55.786 |
| 10 | 21.685 | 26.334 | 17.354 | 6'09.443 | 7'14.816P | 314,5 | 16:25'25.193 |
| 11 | 31.893 | 26.795 | 17.799 | 25.705 | 1'42.192P | | 16:32'40.009 |
| 12 | 21.406 | 25.816 | 17.137 | 25.354 | 1'29.713 | 312,7 | 16:34'22.201 |
| 13 | 21.455 | 26.004 | 17.162 | 26.188 | 1'30.809 | 311,8 | 16:35'51.914 |
| 14 | 21.402 | 25.948 | 17.124 | 2'07.116 | 3'11.590P | 315,4 | 16:37'22.723 |
| 15 | 33.759 | 26.903 | 17.375 | 25.537 | 1'43.574P | | 16:40'34.313 |
| 16 | 21.278 | 25.716 | 17.078 | 25.124 | 1'29.196 | 314,5 | 16:42'17.887 |
| 17 | 21.897 | 26.197 | 17.285 | 25.307 | 1'30.686 | 315,4 | 16:43'47.083 |
| | | | | | | | 16:45'17.769 |

| 3° 1 T. RAZGATLIOGLU [1'29.599] | | | | | | | |
|---------------------------------|---------------|---------------|---------------|---------------|-----------------|--------------|--------------|
| Lap | Seg1 | Seg2 | Seg3 | Seg4 | Lap Time | km/h | Local Time |
| 1 | 33.670 | 29.342 | 17.815 | 25.722 | 1'46.549P | | 16:00'15.862 |
| 2 | 22.134 | 28.136 | 17.541 | 26.043 | 1'33.854 | 306,5 | 16:02'02.411 |
| 3 | 21.639 | 26.067 | 17.248 | 25.312 | 1'30.266 | 310,9 | 16:03'36.265 |
| 4 | 21.624 | 28.494 | 20.259 | 25.606 | 1'35.983 | 310,0 | 16:05'06.531 |
| 5 | 21.496 | 26.142 | 17.296 | 9'36.876 | 10'41.810P | 313,6 | 16:06'42.514 |
| 6 | 33.727 | 26.668 | 17.492 | 26.261 | 1'44.148P | | 16:17'24.324 |
| 7 | 21.630 | 26.040 | 18.431 | 26.004 | 1'32.105 | 308,2 | 16:19'08.472 |
| 8 | 21.579 | 25.939 | 17.313 | 25.423 | 1'30.254 | 311,8 | 16:20'40.577 |
| 9 | 21.680 | 26.129 | 17.547 | 6'05.922 | 7'11.278P | 309,1 | 16:22'10.831 |
| 10 | 35.168 | 29.797 | 19.248 | 27.055 | 1'51.268P | | 16:29'22.109 |
| 11 | 21.444 | 25.925 | 17.086 | 25.148 | 1'29.603 | 310,9 | 16:31'13.377 |
| 12 | 21.372 | 25.795 | 17.191 | 25.241 | 1'29.599 | 312,7 | 16:32'42.980 |
| | | | | | | | 16:34'12.579 |

| | | | | | | | |
|----|--------|--------|--------|----------|-----------|-------|--------------|
| 13 | 21.433 | 25.820 | 17.236 | 26.323 | 1'30.812 | 310,9 | 16:35'43.391 |
| 14 | 21.614 | 25.950 | 17.331 | 25.457 | 1'30.352 | 308,2 | 16:37'13.743 |
| 15 | 21.674 | 34.222 | 19.595 | 5'07.733 | 6'23.224P | 309,1 | 16:43'36.967 |
| 16 | 32.677 | 26.932 | 17.470 | 25.470 | 1'42.549P | | 16:45'19.516 |

| 4° 9 D. PETRUCCI [1'29.604] | | | | | | | |
|-----------------------------|---------------|---------------|---------------|---------------|-----------------|--------------|--------------|
| Lap | Seg1 | Seg2 | Seg3 | Seg4 | Lap Time | km/h | Local Time |
| 1 | 34.452 | 29.286 | 17.978 | 26.171 | 1'47.887P | | 16:00'13.826 |
| 2 | 21.725 | 30.675 | 19.683 | 25.408 | 1'37.491 | 310,9 | 16:02'01.713 |
| 3 | 21.482 | 26.169 | 17.194 | 25.254 | 1'30.099 | 315,4 | 16:03'39.204 |
| 4 | 21.753 | 26.363 | 17.536 | 25.377 | 1'31.029 | 319,1 | 16:05'09.303 |
| 5 | 21.582 | 26.047 | 17.109 | 25.402 | 1'30.140 | 311,8 | 16:06'40.332 |
| 6 | 21.661 | 29.568 | 18.497 | 25.390 | 1'35.116 | 309,1 | 16:08'10.472 |
| 7 | 21.439 | 25.954 | 17.077 | 25.213 | 1'29.683 | 317,2 | 16:09'45.588 |
| 8 | 21.591 | 27.128 | 17.243 | 25.602 | 1'31.564 | 313,6 | 16:11'15.271 |
| 9 | 21.555 | 26.012 | 17.105 | 25.357 | 1'30.029 | 318,2 | 16:12'46.835 |
| 10 | 21.499 | 25.926 | 17.120 | 25.335 | 1'29.880 | 321,0 | 16:14'16.864 |
| 11 | 21.530 | 25.937 | 17.209 | 25.443 | 1'30.119 | 313,6 | 16:15'46.744 |
| 12 | 23.625 | 28.117 | 19.400 | 25.710 | 1'36.852 | 310,0 | 16:17'16.863 |
| 13 | 21.600 | 25.916 | 17.158 | 25.362 | 1'30.036 | 313,6 | 16:18'53.715 |
| 14 | 23.304 | 28.794 | 19.269 | 13'36.622 | 14'47.989P | 311,8 | 16:20'23.751 |
| 15 | 34.125 | 27.166 | 17.706 | 25.667 | 1'44.664P | | 16:25'11.740 |
| 16 | 21.628 | 26.047 | 17.213 | 25.395 | 1'30.283 | 308,2 | 16:36'56.404 |
| 17 | 21.565 | 27.598 | 22.035 | 30.470 | 1'41.668 | 310,9 | 16:38'26.687 |
| 18 | 21.513 | 25.879 | 17.071 | 25.269 | 1'29.732 | 311,8 | 16:40'08.355 |
| 19 | 21.414 | 25.800 | 17.066 | 25.324 | 1'29.604 | 311,8 | 16:41'38.087 |
| 20 | 21.447 | 25.980 | 17.259 | 25.454 | 1'30.140 | 312,7 | 16:43'07.691 |
| 21 | 21.536 | 26.049 | 17.306 | 25.506 | 1'30.397 | 310,0 | 16:44'37.831 |
| | | | | | | | 16:46'08.228 |

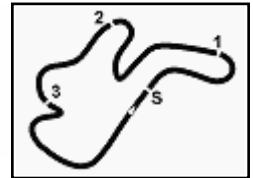
| 5° 19 A. BAUTISTA [1'29.610] | | | | | | | |
|------------------------------|---------------|---------------|---------------|---------------|-----------------|--------------|--------------|
| Lap | Seg1 | Seg2 | Seg3 | Seg4 | Lap Time | km/h | Local Time |
| 1 | 33.004 | 28.256 | 17.745 | 25.725 | 1'44.730P | | 16:01'10.934 |
| 2 | 21.712 | 26.696 | 17.360 | 25.373 | 1'31.141 | 311,8 | 16:02'55.664 |
| 3 | 21.665 | 26.186 | 17.246 | 25.377 | 1'30.474 | 312,7 | 16:04'26.805 |
| 4 | 21.609 | 25.982 | 17.178 | 25.397 | 1'30.166 | 311,8 | 16:05'57.279 |
| 5 | 21.482 | 25.927 | 17.327 | 25.398 | 1'30.134 | 313,6 | 16:07'27.445 |
| 6 | 21.501 | 25.917 | 17.210 | 25.430 | 1'30.058 | 310,9 | 16:08'57.579 |
| 7 | 21.567 | 25.916 | 17.108 | 25.349 | 1'29.940 | 313,6 | 16:10'27.637 |
| 8 | 21.592 | 25.905 | 17.118 | 25.364 | 1'29.979 | 314,5 | 16:11'57.577 |
| 9 | 21.498 | 25.878 | 17.154 | 25.295 | 1'29.825 | 312,7 | 16:13'27.556 |
| 10 | 21.485 | 25.809 | 17.138 | 25.364 | 1'29.796 | 314,5 | 16:14'57.381 |
| 11 | 22.139 | 31.161 | 17.557 | 6'52.969 | 8'03.826P | 313,6 | 16:16'27.177 |
| 12 | 35.128 | 26.947 | 17.407 | 25.512 | 1'44.994P | | 16:24'31.003 |
| 13 | 21.517 | 25.877 | 17.058 | 25.181 | 1'29.633 | 311,8 | 16:26'15.997 |
| 14 | 21.421 | 51.835 | 18.250 | 4'11.031 | 5'42.537P | 312,7 | 16:27'45.630 |
| 15 | 32.589 | 26.260 | 17.218 | 25.500 | 1'41.567P | | 16:33'28.167 |
| 16 | 21.452 | 25.893 | 17.119 | 25.325 | 1'29.789 | 312,7 | 16:35'09.734 |
| 17 | 21.485 | 25.865 | 17.051 | 25.305 | 1'29.706 | 312,7 | 16:36'39.523 |
| 18 | 21.452 | 25.748 | 17.108 | 25.302 | 1'29.610 | 313,6 | 16:38'09.229 |
| 19 | 21.437 | 25.819 | 17.130 | 25.274 | 1'29.660 | 315,4 | 16:39'38.839 |
| 20 | 21.449 | 25.838 | 17.238 | 25.223 | 1'29.748 | 313,6 | 16:41'08.499 |
| 21 | 21.446 | 25.888 | 17.086 | 25.261 | 1'29.681 | 315,4 | 16:42'38.247 |
| 22 | 21.360 | 25.863 | 17.216 | 25.314 | 1'29.753 | 316,3 | 16:44'07.928 |
| | | | | | | | 16:45'37.681 |

| 6° 14 S. LOWES [1'29.799] | | | | | | | |
|---------------------------|--------|--------|--------|--------|-----------|--------------|--------------|
| Lap | Seg1 | Seg2 | Seg3 | Seg4 | Lap Time | km/h | Local Time |
| 1 | 33.270 | 27.802 | 17.600 | 25.880 | 1'44.552P | | 16:00'40.167 |
| 2 | 21.778 | 26.366 | 17.368 | 25.418 | 1'30.930 | 311,8 | 16:02'24.719 |
| 3 | 21.717 | 26.023 | 17.212 | 25.415 | 1'30.367 | 313,6 | 16:03'55.649 |
| 4 | 21.590 | 26.160 | 17.161 | 25.611 | 1'30.522 | 313,6 | 16:05'26.016 |
| | | | | | | | 16:06'56.538 |

21/02/2025 P = Pits In/Out - C = Lap Time Cancelled

These data/results cannot be reproduced, stored and/or transmitted in whole or in part by any manner of electronic, mechanical, photocopying, recording, broadcasting or otherwise now known or herein after developed without the previous express consent by the copyright owner, except for reproduction in daily press and regular printed publications on sale to the public within 60 days of the event related to those data/results and always provided that copyright symbol appears together as follows below.

© DORNA WSBK ORGANIZATION Srl 2025



Australian Round, 21-23 February 2025
Chronological Analysis Free Practice 2nd Session

| | | | | | | | | | | | | | | | |
|----|---------------|---------------|---------------|---------------|-----------------|-------|--------------|----|--------|--------|--------|--------|-----------|-------|--------------|
| 5 | 21.620 | 26.227 | 17.254 | 25.698 | 1'30.799 | 310,0 | 16:08'27.337 | 18 | 21.803 | 26.193 | 17.233 | 25.556 | 1'30.785 | 304,7 | 16:40'25.377 |
| 6 | 21.639 | 26.150 | 17.292 | 25.506 | 1'30.587 | 309,1 | 16:09'57.924 | 19 | 21.589 | 27.542 | 21.041 | 26.704 | 1'36.876 | 300,5 | 16:42'02.253 |
| 7 | 21.593 | 26.109 | 17.180 | 25.467 | 1'30.349 | 309,1 | 16:11'28.273 | 20 | 21.592 | 26.127 | 17.192 | 25.535 | 1'30.446 | 305,6 | 16:43'32.699 |
| 8 | 25.196 | 29.369 | 18.470 | 8'56.769 | 10'09.804P | 308,2 | 16:21'38.077 | 21 | 21.548 | 26.027 | 17.166 | 25.621 | 1'30.362C | 303,9 | 16:45'03.061 |
| 9 | 36.810 | 29.709 | 18.907 | 25.965 | 1'51.391P | | 16:23'29.468 | | | | | | | | |
| 10 | 21.638 | 26.027 | 17.189 | 25.427 | 1'30.281 | 308,2 | 16:24'59.749 | | | | | | | | |
| 11 | 21.529 | 26.297 | 17.262 | 25.997 | 1'31.085 | 309,1 | 16:26'30.834 | | | | | | | | |
| 12 | 21.538 | 26.213 | 17.210 | 25.575 | 1'30.536 | 308,2 | 16:28'01.370 | | | | | | | | |
| 13 | 21.479 | 26.040 | 17.212 | 25.478 | 1'30.209 | 308,2 | 16:29'31.579 | | | | | | | | |
| 14 | 21.704 | 27.164 | 18.087 | 5'24.591 | 6'31.546P | 307,3 | 16:36'03.125 | | | | | | | | |
| 15 | 33.261 | 26.587 | 17.393 | 25.537 | 1'42.778P | | 16:37'45.903 | | | | | | | | |
| 16 | 21.364 | 25.923 | 17.158 | 25.354 | 1'29.799 | 307,3 | 16:39'15.702 | | | | | | | | |
| 17 | 21.501 | 26.031 | 17.249 | 25.379 | 1'30.160 | 307,3 | 16:40'45.862 | | | | | | | | |
| 18 | 21.454 | 25.989 | 17.127 | 25.268 | 1'29.838 | 308,2 | 16:42'15.700 | | | | | | | | |
| 19 | 21.428 | 26.026 | 17.158 | 25.531 | 1'30.143 | 310,9 | 16:43'45.843 | | | | | | | | |
| 20 | 21.504 | 25.908 | 17.167 | 25.555 | 1'30.134C | 309,1 | 16:45'15.977 | | | | | | | | |

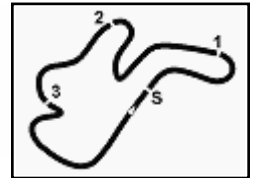
| 9° | | 45 S. REDDING (1'30.026) | | | | | | |
|-----|---------------|--------------------------|---------------|---------------|-----------------|--------------|--------------|--|
| Lap | Seg1 | Seg2 | Seg3 | Seg4 | Lap Time | km/h | Local Time | |
| 1 | 34.021 | 28.744 | 18.346 | 25.806 | 1'46.917P | | 16:00'06.616 | |
| 2 | 21.859 | 26.372 | 17.486 | 25.531 | 1'31.248 | 310,0 | 16:03'24.781 | |
| 3 | 21.713 | 26.208 | 17.403 | 25.414 | 1'30.738 | 312,7 | 16:04'55.519 | |
| 4 | 21.825 | 26.021 | 17.529 | 25.512 | 1'30.887 | 311,8 | 16:06'26.406 | |
| 5 | 22.741 | 26.173 | 17.223 | 3'42.968 | 4'49.105P | 309,1 | 16:11'15.511 | |
| 6 | 33.012 | 26.747 | 17.689 | 25.464 | 1'42.912P | | 16:12'58.423 | |
| 7 | 21.672 | 25.958 | 17.193 | 25.355 | 1'30.178 | 307,3 | 16:14'28.601 | |
| 8 | 21.682 | 25.968 | 17.242 | 25.271 | 1'30.163 | 309,1 | 16:15'58.764 | |
| 9 | 21.601 | 25.840 | 17.173 | 25.412 | 1'30.026 | 310,9 | 16:17'28.790 | |
| 10 | 21.655 | 25.927 | 17.155 | 25.338 | 1'30.075 | 310,9 | 16:18'58.865 | |
| 11 | 21.717 | 27.214 | 17.836 | 27.063 | 1'33.830 | 309,1 | 16:20'32.695 | |
| 12 | 36.298 | 32.821 | 24.528 | 16'29.206 | 18'02.853P | 140,1 | 16:38'35.548 | |

| 7° | | 5 Y. MONTELLA (1'29.815) | | | | | | |
|-----|---------------|--------------------------|---------------|---------------|-----------------|--------------|--------------|--|
| Lap | Seg1 | Seg2 | Seg3 | Seg4 | Lap Time | km/h | Local Time | |
| 1 | 33.741 | 27.954 | 17.630 | 25.962 | 1'45.287P | | 16:00'03.593 | |
| 2 | 21.853 | 26.482 | 17.253 | 25.549 | 1'31.137 | 308,2 | 16:03'20.017 | |
| 3 | 27.154 | 26.887 | 17.218 | 25.454 | 1'36.713 | 309,1 | 16:04'56.730 | |
| 4 | 21.710 | 26.250 | 17.186 | 25.383 | 1'30.529 | 315,4 | 16:06'27.259 | |
| 5 | 21.626 | 26.098 | 17.207 | 25.477 | 1'30.408 | 313,6 | 16:07'57.667 | |
| 6 | 21.663 | 26.167 | 17.264 | 25.223 | 1'30.317 | 312,7 | 16:09'27.984 | |
| 7 | 21.588 | 26.096 | 17.129 | 25.240 | 1'30.053 | 312,7 | 16:10'58.037 | |
| 8 | 21.583 | 26.153 | 17.159 | 25.409 | 1'30.304 | 313,6 | 16:12'28.341 | |
| 9 | 21.586 | 26.113 | 17.110 | 25.471 | 1'30.280 | 314,5 | 16:13'58.621 | |
| 10 | 21.561 | 26.148 | 17.288 | 25.402 | 1'30.399 | 312,7 | 16:15'29.020 | |
| 11 | 21.512 | 26.165 | 17.210 | 25.391 | 1'30.278 | 311,8 | 16:16'59.298 | |
| 12 | 23.124 | 27.794 | 17.892 | 10'19.719 | 11'28.529P | 311,8 | 16:28'27.827 | |
| 13 | 34.348 | 28.143 | 18.777 | 25.864 | 1'47.132P | | 16:30'14.959 | |
| 14 | 21.676 | 26.331 | 17.279 | 25.469 | 1'30.755 | 310,0 | 16:31'45.714 | |
| 15 | 21.615 | 26.928 | 17.204 | 25.471 | 1'31.218 | 311,8 | 16:33'16.932 | |
| 16 | 21.628 | 26.166 | 17.172 | 25.354 | 1'30.320 | 311,8 | 16:34'47.252 | |
| 17 | 21.603 | 26.171 | 17.204 | 25.449 | 1'30.427 | 312,7 | 16:36'17.679 | |
| 18 | 21.541 | 26.021 | 17.148 | 25.392 | 1'30.102 | 313,6 | 16:37'47.781 | |
| 19 | 22.351 | 27.681 | 17.534 | 25.485 | 1'33.051 | 313,6 | 16:39'20.832 | |
| 20 | 21.600 | 26.106 | 17.205 | 25.418 | 1'30.329 | 312,7 | 16:40'51.161 | |
| 21 | 23.191 | 26.511 | 17.386 | 25.441 | 1'32.529 | 313,6 | 16:42'23.690 | |
| 22 | 21.516 | 25.988 | 17.116 | 25.195 | 1'29.815 | 312,7 | 16:43'53.505 | |
| 23 | 21.605 | 26.189 | 17.286 | 25.342 | 1'30.422 | 313,6 | 16:45'23.927 | |

| 10° | | 60 M. VAN DER MARK (1'30.059) | | | | | | |
|-----|---------------|-------------------------------|---------------|---------------|-----------------|--------------|--------------|--|
| Lap | Seg1 | Seg2 | Seg3 | Seg4 | Lap Time | km/h | Local Time | |
| 1 | 32.881 | 34.807 | 18.959 | 28.436 | 1'55.083P | | 16:00'12.726 | |
| 2 | 21.682 | 26.211 | 17.228 | 25.490 | 1'30.611 | 305,6 | 16:03'38.420 | |
| 3 | 21.538 | 26.202 | 17.290 | 25.359 | 1'30.389 | 307,3 | 16:05'08.809 | |
| 4 | 21.578 | 26.081 | 19.864 | 26.738 | 1'34.261 | 313,6 | 16:06'43.070 | |
| 5 | 21.455 | 25.998 | 17.185 | 25.515 | 1'30.153 | 310,9 | 16:08'13.223 | |
| 6 | 21.580 | 26.116 | 17.260 | 25.622 | 1'30.578 | 306,5 | 16:09'43.801 | |
| 7 | 23.581 | 26.128 | 17.228 | 25.420 | 1'32.357 | 303,0 | 16:11'16.158 | |
| 8 | 21.486 | 25.962 | 17.164 | 25.473 | 1'30.085 | 307,3 | 16:12'46.243 | |
| 9 | 21.473 | 26.052 | 17.240 | 25.428 | 1'30.193 | 308,2 | 16:14'16.436 | |
| 10 | 21.518 | 25.923 | 17.204 | 8'32.968 | 9'37.613P | 309,1 | 16:23'54.049 | |
| 11 | 33.050 | 26.581 | 17.433 | 25.593 | 1'42.657P | | 16:25'36.706 | |
| 12 | 21.692 | 26.049 | 17.330 | 25.647 | 1'30.718 | 303,0 | 16:27'07.424 | |
| 13 | 21.770 | 26.062 | 17.373 | 25.671 | 1'30.876 | 303,0 | 16:28'38.300 | |
| 14 | 21.689 | 30.691 | 18.846 | 26.106 | 1'37.332 | 303,0 | 16:30'15.632 | |
| 15 | 21.619 | 26.226 | 17.202 | 25.517 | 1'30.564 | 306,5 | 16:31'46.196 | |
| 16 | 21.585 | 27.246 | 19.033 | 5'12.356 | 6'20.220P | 307,3 | 16:38'06.416 | |
| 17 | 33.709 | 29.052 | 20.895 | 25.766 | 1'49.422P | | 16:39'55.838 | |
| 18 | 21.507 | 25.941 | 17.104 | 25.507 | 1'30.059 | 303,0 | 16:41'25.897 | |
| 19 | 27.022 | 32.733 | 17.358 | 25.494 | 1'42.607 | 304,7 | 16:43'08.504 | |

| 8° | | 22 A. LOWES (1'29.880) | | | | | | |
|-----|---------------|------------------------|---------------|---------------|-----------------|--------------|--------------|--|
| Lap | Seg1 | Seg2 | Seg3 | Seg4 | Lap Time | km/h | Local Time | |
| 1 | 31.874 | 27.179 | 17.643 | 25.928 | 1'42.624P | | 16:00'41.720 | |
| 2 | 21.747 | 26.125 | 17.205 | 25.495 | 1'30.572 | 303,0 | 16:02'24.344 | |
| 3 | 21.628 | 26.087 | 17.060 | 25.448 | 1'30.223 | 304,7 | 16:05'25.139 | |
| 4 | 21.590 | 26.173 | 17.210 | 28.463 | 1'33.436 | 307,3 | 16:06'58.575 | |
| 5 | 21.475 | 26.019 | 17.103 | 25.283 | 1'29.880 | 306,5 | 16:08'28.455 | |
| 6 | 22.609 | 27.391 | 18.096 | 1'19.373 | 2'27.469P | 309,1 | 16:10'55.924 | |
| 7 | 32.747 | 26.642 | 17.427 | 25.780 | 1'42.596P | | 16:12'38.520 | |
| 8 | 21.702 | 26.258 | 17.266 | 25.665 | 1'30.891 | 303,9 | 16:14'09.411 | |
| 9 | 21.702 | 25.999 | 17.272 | 25.641 | 1'30.614 | 303,0 | 16:15'40.025 | |
| 10 | 21.595 | 26.045 | 17.176 | 25.886 | 1'30.702 | 302,2 | 16:17'10.727 | |
| 11 | 21.633 | 26.087 | 17.291 | 25.812 | 1'30.823 | 298,0 | 16:18'41.550 | |
| 12 | 21.648 | 26.179 | 17.168 | 25.751 | 1'30.746 | 302,2 | 16:20'12.296 | |
| 13 | 21.686 | 30.074 | 17.592 | 26.170 | 1'35.522 | 303,9 | 16:21'47.818 | |
| 14 | 21.672 | 26.064 | 17.114 | 25.576 | 1'30.426 | 303,0 | 16:23'18.244 | |
| 15 | 21.607 | 26.162 | 17.192 | 25.559 | 1'30.520 | 303,9 | 16:24'48.764 | |
| 16 | 21.589 | 25.996 | 17.134 | 11'13.161 | 12'17.880P | 303,9 | 16:37'06.644 | |
| 17 | 36.681 | 28.145 | 17.405 | 25.717 | 1'47.948P | | 16:38'54.592 | |

| 11° | | 55 A. LOCATELLI (1'30.105) | | | | | | |
|-----|---------------|----------------------------|--------|---------------|-----------------|--------------|--------------|--|
| Lap | Seg1 | Seg2 | Seg3 | Seg4 | Lap Time | km/h | Local Time | |
| 1 | 37.789 | 27.790 | 17.686 | 25.740 | 1'49.005P | | 16:00'24.450 | |
| 2 | 21.623 | 26.197 | 17.232 | 25.397 | 1'30.449 | 307,3 | 16:03'43.904 | |
| 3 | 21.572 | 26.061 | 17.191 | 25.349 | 1'30.173 | 309,1 | 16:05'14.077 | |
| 4 | 21.601 | 26.150 | 17.135 | 25.334 | 1'30.220 | 306,5 | 16:06'44.297 | |
| 5 | 21.631 | 26.125 | 17.325 | 25.431 | 1'30.512 | 311,8 | 16:08'14.809 | |
| 6 | 21.562 | 26.024 | 17.220 | 25.457 | 1'30.263 | 310,0 | 16:09'45.072 | |
| 7 | 21.504 | 26.011 | 17.181 | 25.430 | 1'30.126 | 309,1 | 16:11'15.198 | |
| 8 | 21.849 | 26.052 | 17.236 | 25.508 | 1'30.645 | 304,7 | 16:12'45.843 | |
| 9 | 21.558 | 26.049 | 17.222 | 25.398 | 1'30.227 | 305,6 | 16:14'16.070 | |
| 10 | 21.513 | 26.006 | 17.206 | 25.380 | 1'30.105 | 304,7 | 16:15'46.175 | |
| 11 | 21.545 | 26.062 | 17.172 | 1'14.844 | 2'19.623P | 304,7 | 16:18'05.798 | |
| 12 | 34.036 | | | | | | | |



Phillip Island 4.445 m

Australian Round, 21-23 February 2025

Chronological Analysis Free Practice 2nd Session

3 / 5

| | | | | | | | |
|----|--------|--------|--------|--------|-----------|-------|--------------|
| 17 | 21.692 | 26.097 | 17.205 | 25.491 | 1'30.485 | 306,5 | 16:40'19.186 |
| 18 | 21.632 | 26.072 | 17.256 | 25.528 | 1'30.488 | 306,5 | 16:41'49.674 |
| 19 | 21.648 | 39.445 | 17.723 | 25.615 | 1'44.431 | 306,5 | 16:43'34.105 |
| 20 | 21.608 | 26.179 | 17.249 | 25.652 | 1'30.688C | 307,3 | 16:45'04.793 |

| | | | | | | | |
|----|--------|---------------|--------|---------------|-----------|-------|--------------|
| 14 | 21.635 | 26.051 | 17.255 | 25.605 | 1'30.546 | 309,1 | 16:22'30.789 |
| 15 | 21.605 | 26.086 | 17.362 | 25.579 | 1'30.632 | 310,0 | 16:24'01.421 |
| 16 | 21.607 | 25.993 | 17.277 | 25.582 | 1'30.459 | 306,5 | 16:25'31.880 |
| 17 | 21.681 | 26.027 | 17.475 | 25.547 | 1'30.730 | 307,3 | 16:27'02.610 |
| 18 | 21.625 | 26.090 | 17.392 | 25.445 | 1'30.552 | 310,9 | 16:28'33.162 |
| 19 | 21.492 | 26.093 | 17.305 | 25.502 | 1'30.392 | 308,2 | 16:30'03.554 |
| 20 | 22.236 | 27.178 | 17.730 | 5'53.975 | 7'01.119P | 308,2 | 16:37'04.673 |
| 21 | 31.511 | 26.259 | 17.312 | 25.398 | 1'40.480P | | 16:38'45.153 |
| 22 | 21.648 | 26.170 | 17.233 | 25.533 | 1'30.584 | 308,2 | 16:40'15.737 |
| 23 | 21.591 | 25.911 | 17.263 | 25.582 | 1'30.347 | 309,1 | 16:41'46.084 |
| 24 | 21.543 | 25.965 | 17.247 | 25.447 | 1'30.202 | 306,5 | 16:43'16.286 |
| 25 | 21.525 | 26.052 | 17.302 | 25.512 | 1'30.391 | 309,1 | 16:44'46.677 |
| 26 | 21.606 | 26.068 | 17.239 | 25.507 | 1'30.420 | 305,6 | 16:46'17.097 |

12° 47 A. BASSANI (1'30.117)

| Lap | Seg1 | Seg2 | Seg3 | Seg4 | Lap Time | km/h | Local Time |
|-----|---------------|---------------|---------------|---------------|-----------------|--------------|--------------|
| | | | | | | | 16:01'13.511 |
| 1 | 33.189 | 27.344 | 17.471 | 25.751 | 1'43.755P | | 16:02'57.266 |
| 2 | 22.173 | 26.429 | 17.362 | 25.544 | 1'31.508 | 302,2 | 16:04'28.774 |
| 3 | 21.755 | 26.237 | 17.269 | 25.556 | 1'30.817 | 305,6 | 16:05'59.591 |
| 4 | 21.802 | 28.041 | 18.610 | 7'14.413 | 8'22.866P | 310,0 | 16:14'22.457 |
| 5 | 35.135 | 27.538 | 17.836 | 25.929 | 1'46.438P | | 16:16'08.895 |
| 6 | 21.645 | 26.123 | 17.133 | 25.460 | 1'30.361 | 303,9 | 16:17'39.256 |
| 7 | 21.616 | 26.095 | 17.157 | 25.396 | 1'30.264 | 305,6 | 16:19'09.520 |
| 8 | 21.576 | 26.047 | 17.038 | 25.456 | 1'30.117 | 307,3 | 16:20'39.637 |
| 9 | 21.518 | 30.137 | 18.263 | 25.857 | 1'35.775 | 305,6 | 16:22'15.412 |
| 10 | 21.552 | 26.094 | 17.167 | 25.408 | 1'30.221 | 305,6 | 16:23'45.633 |
| 11 | 23.660 | 28.650 | 19.770 | 11'36.284 | 12'48.364P | 307,3 | 16:36'33.997 |
| 12 | 32.843 | 27.221 | 17.559 | 25.920 | 1'43.543P | | 16:38'17.540 |
| 13 | 21.563 | 26.055 | 17.131 | 25.490 | 1'30.239 | 304,7 | 16:39'47.779 |
| 14 | 21.706 | 26.212 | 17.344 | 25.576 | 1'30.838 | 307,3 | 16:41'18.617 |
| 15 | 24.082 | 29.131 | 18.376 | 25.946 | 1'37.535 | 305,6 | 16:42'56.152 |
| 16 | 21.706 | 26.133 | 17.217 | 25.511 | 1'30.567 | 303,9 | 16:44'26.719 |
| 17 | 21.649 | 26.062 | 17.167 | 25.443 | 1'30.321 | 306,5 | 16:45'57.040 |

15° 97 X. VIERGE (1'30.205)

| Lap | Seg1 | Seg2 | Seg3 | Seg4 | Lap Time | km/h | Local Time |
|-----|---------------|---------------|---------------|---------------|-----------------|--------------|--------------|
| | | | | | | | 16:00'42.523 |
| 1 | 32.018 | 27.336 | 17.742 | 25.583 | 1'42.679P | | 16:02'25.202 |
| 2 | 21.586 | 26.534 | 17.540 | 25.786 | 1'31.446 | 315,4 | 16:03'56.648 |
| 3 | 21.606 | 26.226 | 17.313 | 25.335 | 1'30.480 | 314,5 | 16:05'27.128 |
| 4 | 21.512 | 26.118 | 17.267 | 25.330 | 1'30.227 | 314,5 | 16:06'57.355 |
| 5 | 21.568 | 26.161 | 17.297 | 25.310 | 1'30.336 | 315,4 | 16:08'27.691 |
| 6 | 22.071 | 26.274 | 17.362 | 25.543 | 1'31.250 | 303,0 | 16:09'58.941 |
| 7 | 21.553 | 26.136 | 17.245 | 25.550 | 1'30.484 | 311,8 | 16:11'29.425 |
| 8 | 22.925 | 28.597 | 17.541 | 25.489 | 1'34.552 | 310,9 | 16:13'03.977 |
| 9 | 21.622 | 26.063 | 17.265 | 25.455 | 1'30.405 | 309,1 | 16:14'34.382 |
| 10 | 21.599 | 26.561 | 17.477 | 25.389 | 1'31.026 | 309,1 | 16:16'05.408 |
| 11 | 21.518 | 26.029 | 17.360 | 25.408 | 1'30.315 | 310,0 | 16:17'35.723 |
| 12 | 25.667 | 27.829 | 18.150 | 9'23.056 | 10'34.702P | 308,2 | 16:28'10.425 |
| 13 | 32.041 | 27.080 | 17.500 | 25.680 | 1'42.301P | | 16:29'52.726 |
| 14 | 21.593 | 26.347 | 17.650 | 25.539 | 1'31.129 | 308,2 | 16:31'23.855 |
| 15 | 21.620 | 27.295 | 17.594 | 25.575 | 1'32.084 | 311,8 | 16:32'55.939 |
| 16 | 21.624 | 26.031 | 17.309 | 25.612 | 1'30.576 | 310,9 | 16:34'26.515 |
| 17 | 21.591 | 26.025 | 17.536 | 3'09.667 | 4'14.819P | 310,0 | 16:38'41.334 |
| 18 | 35.797 | 26.447 | 17.364 | 25.407 | 1'45.015P | | 16:40'26.349 |
| 19 | 21.485 | 26.032 | 17.333 | 25.355 | 1'30.205 | 315,4 | 16:41'56.554 |
| 20 | 21.548 | 29.467 | 17.658 | 29.952 | 1'38.625 | 312,7 | 16:43'35.179 |
| 21 | 21.524 | 28.869 | 18.743 | 26.622 | 1'35.758C | 315,4 | 16:45'10.937 |

13° 17 R. VICKERS (1'30.169)

| Lap | Seg1 | Seg2 | Seg3 | Seg4 | Lap Time | km/h | Local Time |
|-----|--------|---------------|---------------|---------------|-----------------|--------------|--------------|
| | | | | | | | 16:00'22.443 |
| 1 | 34.625 | 28.917 | 18.351 | 26.278 | 1'48.171P | | 16:02'10.614 |
| 2 | 22.100 | 26.421 | 17.497 | 25.704 | 1'31.722 | 310,0 | 16:03'42.336 |
| 3 | 21.877 | 26.459 | 17.495 | 25.615 | 1'31.446 | 313,6 | 16:05'13.782 |
| 4 | 23.409 | 26.728 | 17.370 | 25.349 | 1'32.856 | 312,7 | 16:06'46.638 |
| 5 | 21.741 | 26.034 | 17.246 | 25.325 | 1'30.346 | 317,2 | 16:08'16.984 |
| 6 | 21.645 | 26.101 | 17.427 | 25.622 | 1'30.795 | 316,3 | 16:09'47.779 |
| 7 | 21.777 | 26.143 | 17.458 | 25.572 | 1'30.950 | 313,6 | 16:11'18.729 |
| 8 | 24.949 | 27.128 | 17.710 | 9'29.859 | 10'39.646P | 313,6 | 16:21'58.375 |
| 9 | 33.370 | 28.723 | 17.618 | 25.495 | 1'45.206P | | 16:23'43.581 |
| 10 | 22.040 | 27.480 | 17.504 | 25.508 | 1'32.532 | 310,0 | 16:25'16.113 |
| 11 | 21.831 | 26.176 | 17.420 | 25.552 | 1'30.979 | 309,1 | 16:26'47.092 |
| 12 | 21.831 | 26.189 | 17.342 | 25.459 | 1'30.821 | 310,0 | 16:28'17.913 |
| 13 | 23.018 | 29.300 | 17.815 | 7'28.934 | 8'39.067P | 310,9 | 16:36'56.980 |
| 14 | 34.463 | 26.874 | 18.594 | 28.848 | 1'48.779P | | 16:38'45.759 |
| 15 | 21.609 | 25.987 | 17.266 | 25.362 | 1'30.224 | 311,8 | 16:40'15.983 |
| 16 | 21.584 | 26.317 | 17.290 | 25.428 | 1'30.619 | 315,4 | 16:41'46.602 |
| 17 | 21.565 | 26.062 | 17.215 | 25.327 | 1'30.169 | 311,8 | 16:43'16.771 |

16° 87 R. GARDNER (1'30.299)

| Lap | Seg1 | Seg2 | Seg3 | Seg4 | Lap Time | km/h | Local Time |
|-----|---------------|---------------|---------------|---------------|-----------------|--------------|--------------|
| | | | | | | | 16:00'22.014 |
| 1 | 33.568 | 27.638 | 18.053 | 30.035 | 1'49.294P | | 16:02'11.308 |
| 2 | 21.651 | 26.480 | 17.434 | 27.573 | 1'33.138 | 308,2 | 16:03'44.446 |
| 3 | 21.548 | 26.177 | 17.250 | 25.502 | 1'30.477 | 310,9 | 16:05'14.923 |
| 4 | 21.725 | 26.249 | 17.284 | 25.512 | 1'30.770 | 310,9 | 16:06'45.693 |
| 5 | 21.563 | 26.098 | 17.208 | 25.637 | 1'30.506 | 308,2 | 16:08'16.199 |
| 6 | 21.712 | 28.384 | 17.293 | 25.713 | 1'33.102 | 308,2 | 16:09'49.301 |
| 7 | 21.598 | 26.100 | 17.227 | 25.545 | 1'30.470 | 307,3 | 16:11'19.771 |
| 8 | 23.405 | 27.313 | 17.671 | 9'27.581 | 10'35.970P | 308,2 | 16:21'55.741 |
| 9 | 32.719 | 26.939 | 18.642 | 28.347 | 1'46.647P | | 16:23'42.388 |
| 10 | 21.655 | 29.903 | 17.607 | 25.790 | 1'34.955 | 303,0 | 16:25'17.343 |
| 11 | 21.561 | 26.155 | 17.314 | 25.411 | 1'30.441 | 304,7 | 16:26'47.784 |
| 12 | 21.529 | 26.209 | 17.160 | 25.401 | 1'30.299 | 307,3 | 16:28'18.083 |
| 13 | 22.168 | 26.455 | 18.200 | 9'09.066 | 10'15.889P | 310,0 | 16:38'33.972 |
| 14 | 34.640 | 30.650 | 20.362 | 26.054 | 1'51.706P | | 16:40'25.678 |
| 15 | 21.415 | 26.231 | 19.462 | 25.949 | 1'33.057 | 310,0 | 16:41'58.735 |
| 16 | 21.586 | 27.456 | 19.397 | 27.365 | 1'35.804 | 308,2 | 16:43'34.539 |
| 17 | 21.416 | 26.104 | 17.246 | 26.002 | 1'30.768C | 310,9 | 16:45'05.307 |

14° 31 G. GERLOFF (1'30.193)

| Lap | Seg1 | Seg2 | Seg3 | Seg4 | Lap Time | km/h | Local Time |
|-----|---------------|--------|---------------|----------|-----------------|--------------|--------------|
| | | | | | | | 16:00'07.896 |
| 1 | 32.382 | 27.263 | 17.631 | 25.729 | 1'43.005P | | 16:01'50.901 |
| 2 | 21.693 | 26.292 | 17.230 | 25.619 | 1'30.834 | 311,8 | 16:03'21.735 |
| 3 | 21.690 | 26.636 | 17.325 | 25.552 | 1'31.203 | 316,3 | 16:04'52.938 |
| 4 | 21.727 | 26.202 | 17.335 | 25.658 | 1'30.922 | 310,9 | 16:06'23.860 |
| 5 | 21.747 | 26.245 | 17.225 | 25.546 | 1'30.763 | 307,3 | 16:07'54.623 |
| 6 | 21.768 | 26.354 | 17.322 | 25.532 | 1'30.976 | 306,5 | 16:09'25.599 |
| 7 | 21.608 | 26.195 | 17.340 | 25.489 | 1'30.632 | 307,3 | 16:10'56.231 |
| 8 | 21.670 | 26.103 | 17.270 | 25.468 | 1'30.511 | 309,1 | 16:12'26.742 |
| 9 | 21.562 | 26.490 | 17.323 | 25.623 | 1'30.998 | 309,1 | 16:13'57.740 |
| 10 | 21.647 | 26.075 | 17.257 | 1'17.040 | 2'22.019P | 305,6 | 16:16'19.759 |
| 11 | 30.672 | 26.095 | 17.351 | 25.697 | 1'39.815P | | 16:17'59.574 |
| 12 | 21.610 | 26.107 | 17.277 | 25.482 | 1'30.476 | 306,5 | 16:19'30.050 |
| 13 | 21.440 | 25.985 | 17.296 | 25.472 | 1'30.193 | 304,7 | 16:21'00.243 |

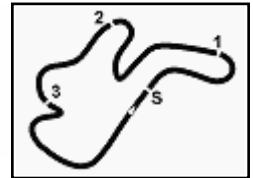
17° 77 D. AEGERTER (1'30.676)

| Lap | Seg1 | Seg2 | Seg3 | Seg4 | Lap Time | km/h | Local Time |
|-----|------|------|------|------|----------|------|--------------|
| | | | | | | | 16:00'35.503 |

21/02/2025 P = Pits In/Out - C = Lap Time Cancelled

These data/results cannot be reproduced, stored and/or transmitted in whole or in part by any manner of electronic, mechanical, photocopying, recording, broadcasting or otherwise now known or herein after developed without the previous express consent by the copyright owner, except for reproduction in daily press and regular printed publications on sale to the public within 60 days of the event related to those data/results and always provided that copyright symbol appears together as follows below.

© DORNA WSBK ORGANIZATION Srl 2025



Australian Round, 21-23 February 2025
Chronological Analysis Free Practice 2nd Session

4 / 5

| | | | | | | | | | | | | | | | |
|----|---------------|---------------|---------------|---------------|-----------------|--------------|--------------|----|---------------|---------------|---------------|---------------|-----------------|--------------|--------------|
| 1 | 33.574 | 30.300 | 18.126 | 29.432 | 1'51.432P | | 16:02'26.935 | 1 | 33.413 | 28.006 | 17.652 | 26.121 | 1'45.192P | | 16:00'04.492 |
| 2 | 21.957 | 26.699 | 17.483 | 25.888 | 1'32.027 | 307,3 | 16:03'58.962 | 2 | 21.978 | 26.475 | 17.354 | 25.709 | 1'31.516 | 304,7 | 16:03'21.200 |
| 3 | 21.788 | 26.613 | 17.350 | 25.781 | 1'31.532 | 308,2 | 16:05'30.494 | 3 | 22.091 | 26.457 | 17.440 | 25.871 | 1'31.859 | 302,2 | 16:04'53.059 |
| 4 | 21.751 | 26.491 | 17.390 | 25.970 | 1'31.602 | 308,2 | 16:07'02.096 | 4 | 22.137 | 26.223 | 17.346 | 25.699 | 1'31.405 | 302,2 | 16:06'24.464 |
| 5 | 21.937 | 26.799 | 17.741 | 26.666 | 1'33.143 | 308,2 | 16:08'35.239 | 5 | 21.898 | 26.282 | 17.338 | 25.717 | 1'31.235 | 303,9 | 16:07'55.699 |
| 6 | 21.702 | 26.461 | 17.415 | 25.678 | 1'31.256 | 305,6 | 16:10'06.495 | 6 | 24.433 | 27.342 | 17.839 | 26.015 | 1'35.629 | 303,9 | 16:09'31.328 |
| 7 | 21.869 | 26.953 | 17.594 | 7'16.946 | 8'23.362P | 307,3 | 16:18'29.857 | 7 | 22.449 | 27.746 | 18.277 | 11'28.599 | 12'37.071P | 300,5 | 16:22'08.399 |
| 8 | 36.169 | 29.898 | 18.304 | 30.507 | 1'54.878P | | 16:20'24.735 | 8 | 32.821 | 26.823 | 17.541 | 25.942 | 1'43.127P | | 16:23'51.526 |
| 9 | 21.652 | 26.380 | 17.316 | 25.711 | 1'31.059 | 308,2 | 16:21'55.794 | 9 | 21.976 | 26.408 | 17.524 | 26.350 | 1'32.258 | 300,5 | 16:25'23.784 |
| 10 | 21.695 | 26.239 | 17.367 | 26.537 | 1'31.838 | 305,6 | 16:23'27.632 | 10 | 22.198 | 26.423 | 17.511 | 9'01.468 | 10'07.600P | 299,7 | 16:35'31.384 |
| 11 | 21.715 | 26.444 | 17.448 | 26.132 | 1'31.739 | 306,5 | 16:24'59.371 | 11 | 33.296 | 27.379 | 17.433 | 25.886 | 1'43.994P | | 16:37'15.378 |
| 12 | 36.543 | 37.817 | 19.333 | 10'59.882 | 12'33.575P | 151,7 | 16:37'32.946 | 12 | 22.159 | 26.725 | 17.646 | 27.257 | 1'33.787 | 303,0 | 16:38'49.165 |
| 13 | 38.903 | 28.695 | 18.302 | 28.605 | 1'54.505P | | 16:39'27.451 | 13 | 21.824 | 26.348 | 17.362 | 25.787 | 1'31.321 | 308,2 | 16:40'20.486 |
| 14 | 21.767 | 26.423 | 17.361 | 25.592 | 1'31.143 | 303,9 | 16:40'58.594 | 14 | 21.775 | 26.254 | 17.443 | 25.853 | 1'31.325 | 305,6 | 16:41'51.811 |
| 15 | 21.562 | 26.336 | 17.284 | 25.597 | 1'30.779 | 307,3 | 16:42'29.373 | 15 | 21.892 | 26.277 | 17.500 | 25.921 | 1'31.590 | 304,7 | 16:43'23.401 |
| 16 | 21.514 | 26.164 | 17.282 | 25.716 | 1'30.676 | 306,5 | 16:44'00.049 | 16 | 21.938 | 26.368 | 17.532 | 26.161 | 1'31.999C | 303,0 | 16:44'55.400 |
| 17 | 21.576 | 26.211 | 17.352 | 25.674 | 1'30.813 | 305,6 | 16:45'30.862 | 17 | 22.176 | 26.571 | 17.614 | 26.149 | 1'32.510 | 301,3 | 16:46'27.910 |

| 18° 7 I. LECUONA [1'30.676] | | | | | | | |
|-----------------------------|---------------|---------------|---------------|---------------|-----------------|--------------|--------------|
| Lap | Seg1 | Seg2 | Seg3 | Seg4 | Lap Time | km/h | Local Time |
| 1 | 35.073 | 30.975 | 18.468 | 26.113 | 1'50.629P | | 16:00'14.065 |
| 2 | 22.052 | 26.544 | 17.654 | 25.765 | 1'32.015 | 309,1 | 16:03'36.709 |
| 3 | 22.394 | 26.471 | 17.475 | 25.692 | 1'32.032 | 297,2 | 16:05'08.741 |
| 4 | 22.064 | 26.351 | 17.544 | 25.627 | 1'31.586 | 309,1 | 16:06'40.327 |
| 5 | 22.088 | 26.417 | 17.537 | 4'11.146 | 5'17.188P | 305,6 | 16:11'57.515 |
| 6 | 34.215 | 27.327 | 17.745 | 25.928 | 1'45.215P | | 16:13'42.730 |
| 7 | 21.966 | 26.351 | 17.463 | 25.760 | 1'31.540 | 303,0 | 16:15'14.270 |
| 8 | 21.835 | 26.333 | 17.460 | 25.769 | 1'31.397 | 303,9 | 16:16'45.667 |
| 9 | 24.112 | 27.011 | 17.832 | 7'39.899 | 8'48.854P | 303,9 | 16:25'34.521 |
| 10 | 34.684 | 27.204 | 17.658 | 25.783 | 1'45.329P | | 16:27'19.850 |
| 11 | 21.908 | 26.268 | 17.441 | 25.834 | 1'31.451 | 303,0 | 16:28'51.301 |
| 12 | 21.836 | 26.253 | 17.406 | 25.623 | 1'31.118 | 303,0 | 16:30'22.419 |
| 13 | 21.843 | 31.209 | 18.078 | 7'08.338 | 8'19.468P | 303,9 | 16:38'41.887 |
| 14 | 34.780 | 27.285 | 17.448 | 25.451 | 1'44.964P | | 16:40'26.851 |
| 15 | 21.661 | 26.092 | 17.443 | 25.480 | 1'30.676 | 311,8 | 16:41'57.527 |
| 16 | 21.756 | 26.221 | 17.844 | 32.330 | 1'38.151 | 307,3 | 16:43'35.678 |
| 17 | 21.637 | 26.110 | 17.407 | 26.015 | 1'31.169C | 311,8 | 16:45'06.847 |

| 21° 53 T. RABAT [1'31.303] | | | | | | | |
|----------------------------|---------------|---------------|---------------|---------------|-----------------|--------------|--------------|
| Lap | Seg1 | Seg2 | Seg3 | Seg4 | Lap Time | km/h | Local Time |
| 1 | 32.260 | 28.066 | 18.093 | 26.157 | 1'44.576P | | 16:00'19.307 |
| 2 | 22.074 | 26.894 | 17.830 | 25.763 | 1'32.561 | 304,7 | 16:03'36.444 |
| 3 | 22.269 | 26.477 | 17.545 | 25.726 | 1'32.017 | 286,2 | 16:05'08.461 |
| 4 | 22.817 | 35.313 | 17.953 | 6'45.442 | 8'01.525P | 304,7 | 16:13'09.986 |
| 5 | 33.566 | 28.194 | 18.295 | 28.066 | 1'48.121P | | 16:14'58.107 |
| 6 | 21.965 | 26.401 | 17.605 | 25.730 | 1'31.701 | 302,2 | 16:16'29.808 |
| 7 | 22.059 | 26.444 | 17.555 | 25.771 | 1'31.829 | 302,2 | 16:18'01.637 |
| 8 | 21.914 | 26.425 | 17.460 | 25.686 | 1'31.485 | 299,7 | 16:19'33.122 |
| 9 | 21.946 | 26.482 | 17.567 | 12'04.708 | 13'10.703P | 301,3 | 16:32'43.825 |
| 10 | 31.560 | 27.262 | 18.552 | 25.985 | 1'43.359P | | 16:34'27.184 |
| 11 | 21.901 | 26.261 | 17.470 | 25.692 | 1'31.324 | 303,0 | 16:35'58.508 |
| 12 | 21.848 | 26.395 | 17.454 | 44.607 | 1'50.304 | 300,5 | 16:37'48.812 |
| 13 | 22.007 | 27.911 | 20.831 | 29.030 | 1'39.779 | 303,9 | 16:39'28.591 |
| 14 | 21.857 | 26.361 | 17.448 | 25.637 | 1'31.303 | 302,2 | 16:40'59.894 |
| 15 | 21.777 | 26.402 | 17.477 | 25.705 | 1'31.361 | 303,9 | 16:42'31.255 |
| 16 | 21.831 | 26.383 | 17.431 | 25.712 | 1'31.357 | 303,0 | 16:44'02.612 |
| 17 | 21.826 | 26.440 | 17.469 | 25.780 | 1'31.515 | 302,2 | 16:45'34.127 |

| 19° 49 T. NAGASHIMA [1'31.042] | | | | | | | |
|--------------------------------|---------------|---------------|---------------|---------------|-----------------|--------------|--------------|
| Lap | Seg1 | Seg2 | Seg3 | Seg4 | Lap Time | km/h | Local Time |
| 1 | 32.694 | 28.090 | 17.801 | 25.967 | 1'44.552P | | 16:00'17.828 |
| 2 | 21.967 | 26.582 | 18.356 | 26.349 | 1'33.254C | 309,1 | 16:03'35.634 |
| 3 | 22.062 | 26.553 | 17.451 | 25.551 | 1'31.617 | 296,4 | 16:05'07.251 |
| 4 | 21.727 | 27.284 | 17.572 | 28.000 | 1'34.583 | 308,2 | 16:06'41.834 |
| 5 | 21.732 | 26.426 | 17.378 | 26.019 | 1'31.555 | 308,2 | 16:08'13.389 |
| 6 | 21.872 | 32.013 | 18.228 | 13'29.676 | 14'41.789P | 311,8 | 16:22'55.178 |
| 7 | 34.665 | 29.347 | 18.070 | 26.115 | 1'48.197P | | 16:24'43.375 |
| 8 | 22.213 | 26.881 | 17.902 | 27.639 | 1'34.635 | 300,5 | 16:26'18.010 |
| 9 | 21.829 | 26.537 | 17.570 | 25.873 | 1'31.809 | 303,0 | 16:27'49.819 |
| 10 | 22.007 | 26.659 | 17.725 | 4'25.622 | 5'32.013P | 302,2 | 16:33'21.832 |
| 11 | 37.134 | 27.282 | 17.689 | 25.942 | 1'48.047P | | 16:35'09.879 |
| 12 | 21.561 | 26.201 | 17.498 | 25.782 | 1'31.042 | 310,9 | 16:36'40.921 |
| 13 | 21.854 | 26.516 | 17.719 | 25.874 | 1'31.963 | 304,7 | 16:38'12.884 |
| 14 | 21.858 | 26.439 | 17.511 | 25.575 | 1'31.565 | 303,9 | 16:39'44.449 |
| 15 | 21.818 | 26.217 | 17.491 | 25.885 | 1'31.411 | 303,9 | 16:41'15.860 |
| 16 | 21.804 | 26.527 | 17.743 | 25.701 | 1'31.775 | 303,0 | 16:42'47.635 |
| 17 | 23.173 | 28.540 | 19.303 | 28.334 | 1'39.350 | 303,0 | 16:44'26.985 |
| 18 | 21.717 | 26.252 | 17.427 | 25.766 | 1'31.162 | 308,2 | 16:45'58.147 |

| 22° 95 T. MACKENZIE [1'31.445] | | | | | | | |
|--------------------------------|---------------|---------------|---------------|---------------|-----------------|--------------|--------------|
| Lap | Seg1 | Seg2 | Seg3 | Seg4 | Lap Time | km/h | Local Time |
| 1 | 35.787 | 29.080 | 18.132 | 27.363 | 1'50.362P | | 16:00'14.543 |
| 2 | 22.079 | 26.678 | 17.661 | 25.640 | 1'32.058 | 310,9 | 16:03'36.963 |
| 3 | 22.441 | 26.556 | 17.693 | 25.628 | 1'32.318 | 300,5 | 16:05'09.281 |
| 4 | 22.027 | 26.394 | 17.471 | 25.553 | 1'31.445 | 308,2 | 16:06'40.726 |
| 5 | 21.942 | 26.426 | 17.492 | 25.617 | 1'31.477 | 305,6 | 16:08'12.203 |
| 6 | 30.265 | 34.022 | 18.016 | 6'07.375 | 7'29.678P | 294,8 | 16:15'41.881 |

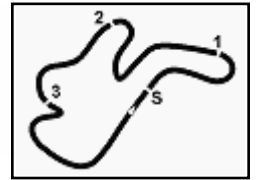
| 23° 21 Z. ZAIDI [1'35.407] | | | | | | | |
|----------------------------|--------|--------|--------|-----------|------------|--------------|--------------|
| Lap | Seg1 | Seg2 | Seg3 | Seg4 | Lap Time | km/h | Local Time |
| 1 | 34.067 | 28.840 | 19.024 | 27.303 | 1'49.234P | | 16:00'10.246 |
| 2 | 23.141 | 27.971 | 18.744 | 26.879 | 1'36.735 | 298,0 | 16:01'59.480 |
| 3 | 23.067 | 28.622 | 18.799 | 27.284 | 1'37.772 | 288,5 | 16:05'13.987 |
| 4 | 23.049 | 27.790 | 18.665 | 26.971 | 1'36.475 | 297,2 | 16:06'50.462 |
| 5 | 23.129 | 27.908 | 18.848 | 26.987 | 1'36.872 | 303,0 | 16:08'27.334 |
| 6 | 22.918 | 27.821 | 18.839 | 27.119 | 1'36.697 | 299,7 | 16:10'04.031 |
| 7 | 23.668 | 28.117 | 18.906 | 13'25.133 | 14'35.824P | 294,8 | 16:24'39.855 |
| 8 | 36.858 | 28.346 | 18.829 | 27.209 | 1'51.242P | | 16:26'31.097 |
| 9 | 22.857 | 27.730 | 18.500 | 26.991 | 1'36.078 | 302,2 | 16:28'07.175 |
| 10 | 23.242 | 27.931 | 18.645 | 27.158 | 1'36.976 | 297,2 | 16:29'44.151 |

| 20° 99 B. SOFUOGLU [1'31.235] | | | | | | | |
|-------------------------------|------|------|------|------|----------|------|------------|
| Lap | Seg1 | Seg2 | Seg3 | Seg4 | Lap Time | km/h | Local Time |

21/02/2025 P = Pits In/Out - C = Lap Time Cancelled

These data/results cannot be reproduced, stored and/or transmitted in whole or in part by any manner of electronic, mechanical, photocopying, recording, broadcasting or otherwise now known or herein after developed without the previous express consent by the copyright owner, except for reproduction in daily press and regular printed publications on sale to the public within 60 days of the event related to those data/results and always provided that copyright symbol appears together as follows below.

© DORNA WSBK ORGANIZATION Srl 2025

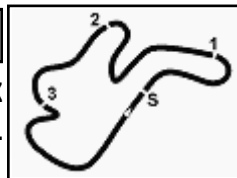


| | | | | | | | |
|----|---------------|---------------|---------------|---------------|-----------------|-------|--------------|
| 11 | 22.801 | 27.860 | 18.588 | 26.884 | 1'36.133 | 299,7 | 16:31'20.284 |
| 12 | 22.775 | 27.463 | 18.480 | 26.875 | 1'35.593 | 297,2 | 16:32'55.877 |
| 13 | 22.687 | 27.420 | 18.445 | 26.855 | 1'35.407 | 296,4 | 16:34'31.284 |
| 14 | 22.692 | 27.427 | 18.444 | 26.966 | 1'35.529 | 298,8 | 16:36'06.813 |
| 15 | 23.159 | 28.970 | 18.947 | 2'59.176 | 4'10.252P | 295,6 | 16:40'17.065 |
| 16 | 38.360 | 28.655 | 18.822 | 27.128 | 1'52.965P | | 16:42'10.030 |
| 17 | 23.094 | 27.780 | 18.752 | 26.835 | 1'36.461 | 298,8 | 16:43'46.491 |
| 18 | 22.898 | 27.663 | 18.522 | 27.017 | 1'36.100 | 299,7 | 16:45'22.591 |

21/02/2025 P = Pits In/Out - C = Lap Time Cancelled

These data/results cannot be reproduced, stored and/or transmitted in whole or in part by any manner of electronic, mechanical, photocopying, recording, broadcasting or otherwise now known or herein after developed without the previous express consent by the copyright owner, except for reproduction in daily press and regular printed publications on sale to the public within 60 days of the event related to those data/results and always provided that copyright symbol appears together as follows below.

© DORNA WSBK ORGANIZATION Srl 2025



Phillip Island 4.445 m

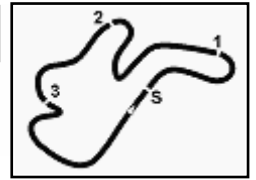
Australian Round, 21-23 February 2025

Best Laps & Speeds

| No. | Rider Bike | Nat | Best Lap | | FP1 | | FP2 | | | | | | | | | | | | |
|-----|--|-----|-----------------------------|-----|------------------------------------|-----|------------------------------------|-----|--|--|--|--|--|--|--|--|--|--|--|
| | | | LL | SPD | LL | SPD | LL | SPD | | | | | | | | | | | |
| 1 | 11 N. BULEGA Ducati Panigale V4R | ITA | 1'28.790 36 318,2 | | 1'28.922 12 315,4 | | 1'28.790 24 318,2 | | | | | | | | | | | | |
| 2 | 29 A. IANNONE Ducati Panigale V4R | ITA | 1'29.196 34 323,9 | | 1'29.289 17 323,9 | | 1'29.196 17 317,2 | | | | | | | | | | | | |
| 3 | 19 A. BAUTISTA Ducati Panigale V4R | ESP | 1'29.515 43 319,1 | | 1'29.515 21 319,1 | | 1'29.610 22 316,3 | | | | | | | | | | | | |
| 4 | 9 D. PETRUCCI Ducati Panigale V4R | ITA | 1'29.584 36 321,0 | | 1'29.584 15 319,1 | | 1'29.604 21 321,0 | | | | | | | | | | | | |
| 5 | 1 T. RAZGATLIOGLU BMW M1000RR | TUR | 1'29.599 29 314,5 | | 1'29.779 13 314,5 | | 1'29.599 16 313,6 | | | | | | | | | | | | |
| 6 | 77 D. AEGERTER Yamaha YZF R1 | SUI | 1'29.739 41 314,5 | | 1'29.739 24 314,5 | | 1'30.676 17 308,2 | | | | | | | | | | | | |
| 7 | 14 S. LOWES Ducati Panigale V4R | GBR | 1'29.799 40 316,3 | | 1'29.929 20 316,3 | | 1'29.799 20 313,6 | | | | | | | | | | | | |
| 8 | 5 Y. MONTELLA Ducati Panigale V4R | ITA | 1'29.815 46 319,1 | | 1'30.289 23 319,1 | | 1'29.815 23 315,4 | | | | | | | | | | | | |
| 9 | 22 A. LOWES bimota KB998 Rimini | GBR | 1'29.837 40 309,1 | | 1'29.837 19 309,1 | | 1'29.880 21 309,1 | | | | | | | | | | | | |
| 10 | 55 A. LOCATELLI Yamaha YZF R1 | ITA | 1'29.849 37 319,1 | | 1'29.849 17 319,1 | | 1'30.105 20 311,8 | | | | | | | | | | | | |
| 11 | 47 A. BASSANI bimota KB998 Rimini | ITA | 1'29.916 31 311,8 | | 1'29.916 14 311,8 | | 1'30.117 17 310,0 | | | | | | | | | | | | |
| 12 | 45 S. REDDING Ducati Panigale V4R | GBR | 1'30.026 23 312,7 | | 1'30.429 11 310,0 | | 1'30.026 12 312,7 | | | | | | | | | | | | |
| 13 | 60 M. VAN DER MARK BMW M1000RR | NED | 1'30.059 37 316,3 | | 1'30.132 18 316,3 | | 1'30.059 19 313,6 | | | | | | | | | | | | |
| 14 | 17 R. VICKERS Ducati Panigale V4R | GBR | 1'30.169 33 318,2 | | 1'30.560 16 318,2 | | 1'30.169 17 317,2 | | | | | | | | | | | | |
| 15 | 31 G. GERLOFF Kawasaki ZX-10RR | USA | 1'30.193 45 316,3 | | 1'30.395 19 316,3 | | 1'30.193 26 316,3 | | | | | | | | | | | | |
| 16 | 97 X. VIERGE Honda CBR1000 RR-R | ESP | 1'30.205 39 316,3 | | 1'30.381 18 316,3 | | 1'30.205 21 315,4 | | | | | | | | | | | | |
| 17 | 87 R. GARDNER Yamaha YZF R1 | AUS | 1'30.299 33 315,4 | | 1'30.553 16 315,4 | | 1'30.299 17 310,9 | | | | | | | | | | | | |
| 18 | 7 I. LECUONA Honda CBR1000 RR-R | ESP | 1'30.676 37 315,4 | | 1'31.151 20 315,4 | | 1'30.676 17 311,8 | | | | | | | | | | | | |
| 19 | 53 T. RABAT Yamaha YZF R1 | ESP | 1'30.978 30 306,5 | | 1'30.978 13 306,5 | | 1'31.303 17 304,7 | | | | | | | | | | | | |
| 20 | 49 T. NAGASHIMA Honda CBR1000 RR-R | JPN | 1'31.017 38 316,3 | | 1'31.017 20 316,3 | | 1'31.042 18 311,8 | | | | | | | | | | | | |
| 21 | 99 B. SOFUOGLU Yamaha YZF R1 | TUR | 1'31.088 32 313,6 | | 1'31.088 15 313,6 | | 1'31.235 17 308,2 | | | | | | | | | | | | |
| 22 | 95 T. MACKENZIE Honda CBR1000 RR-R | GBR | 1'31.445 17 310,9 | | 1'31.459 11 306,5 | | 1'31.445 6 310,9 | | | | | | | | | | | | |
| 23 | 21 Z. ZAIDI Honda CBR1000 RR-R | MAS | 1'35.407 35 303,0 | | 1'37.039 17 301,3 | | 1'35.407 18 303,0 | | | | | | | | | | | | |

21/02/2025
These data/results cannot be reproduced, stored and/or transmitted in whole or in part by any manner of electronic, mechanical, photocopying, recording, broadcasting or otherwise now known or herein after developed without the previous express consent by the copyright owner, except for reproduction in daily press and regular printed publications on sale to the public within 60 days of the event related to those data/results and always provided that copyright symbol appears together as follows below.
© DORNA WSBK ORGANIZATION Srl 2025

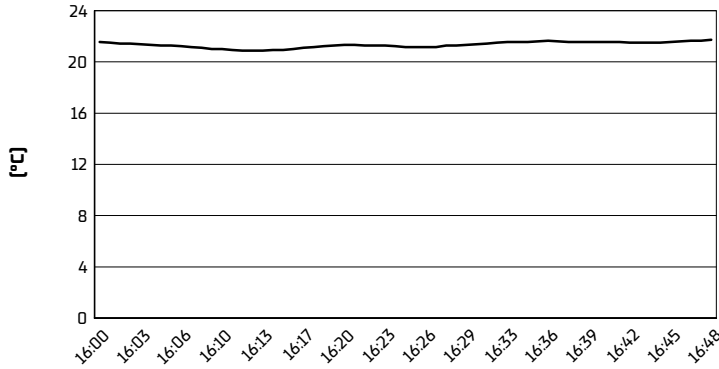




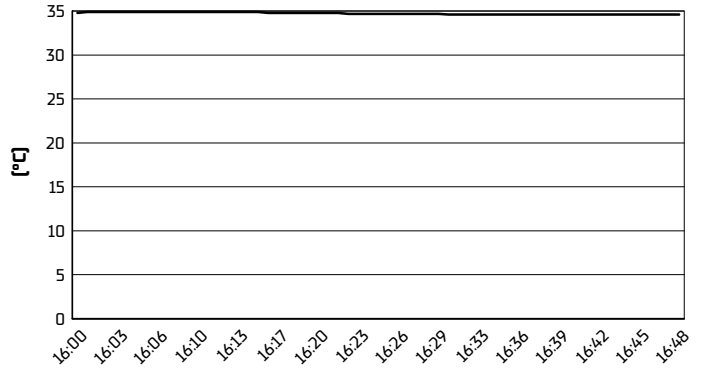
Phillip Island 4.445 m

Australian Round, 21-23 February 2025
Weather Report Free Practice 2nd Session
Session started 16:00 - Session ended 16:49

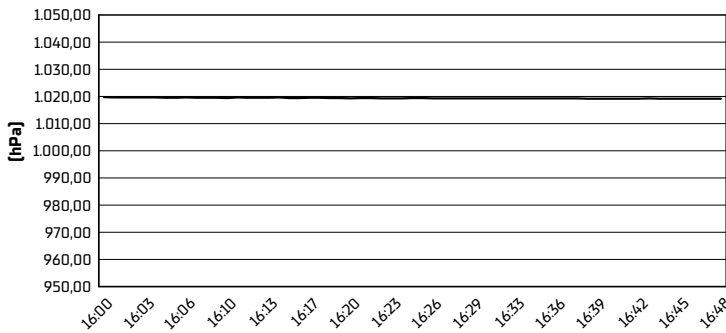
Air Temperature



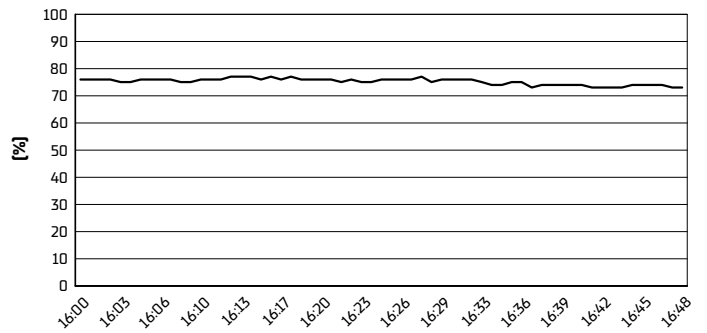
Track Temperature



Air Pressure



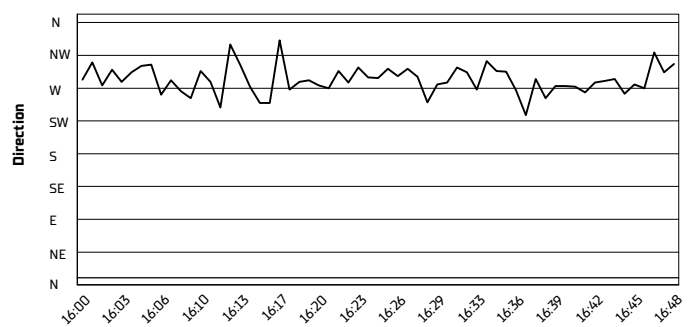
Humidity



Wind Speed



Wind Direction



21/02/2025

These data/results cannot be reproduced, stored and/or transmitted in whole or in part by any manner of electronic, mechanical, photocopying, recording, broadcasting or otherwise now known or herein after developed without the previous express consent by the copyright owner, except for reproduction in daily press and regular printed publications on sale to the public within 60 days of the event related to those data/results and always provided that copyright symbol appears together as follows below.

© DORNA WSBK ORGANIZATION Srl 2025