FIM SUPERBIKE WORLD CHAMPIONSHIP

Australian Round, 21–23 February 2025
Chronological Analysis Free Practice 2nd Session

2.5

WorldSBK
102/01

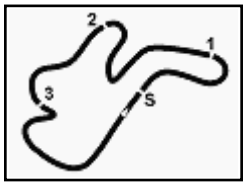

Phillip Island 4.445 m

1° 11 N. BULEGA (1'28.790)

Lap	Seg.1	Seg.2	Seg.3	Seg.4	Lap Time	km/h	Local Time
							16:02'04.652
1	33.227	27.538	17.500	25.264	1'43.529P		16:03'48.181
2	21.464	25.957	17.094	25.268	1'29.783	311,8	16:05'17.964
3	21.452	25.938	17.405	25.351	1'30.146	312,7	16:06'48.110
4	21.365	25.885	17.105	25.101	1'29.456	317,2	16:08'17.566
5	21.481	26.273	17.410	4'48.817	5'53.981P	**318,2**	16:14'11.547
6	33.113	26.531	17.195	25.331	1'42.170P		16:15'53.717
7	21.513	25.896	16.954	25.306	1'29.669	310,0	16:17'23.386
8	21.446	26.026	17.077	25.147	1'29.696	309,1	16:18'53.082
9	21.367	25.802	16.992	25.162	1'29.323	310,9	16:20'22.405
10	21.325	25.824	17.166	25.340	1'29.655	310,9	16:21'52.060
11	21.450	25.783	17.086	25.324	1'29.643	311,8	16:23'21.703
12	21.439	25.857	17.120	25.231	1'29.647	310,9	16:24'51.350
13	25.691	28.813	20.017	3'21.112	4'35.633P	310,9	16:29'26.983
14	35.887	27.248	17.536	25.407	1'46.078P		16:31'13.061
15	21.455	25.781	17.021	25.186	1'29.443	310,0	16:32'42.504
16	21.343	25.689	**16.843**	25.067	1'28.942	308,2	16:34'11.446
17	**21.218**	**25.603**	16.899	25.070	**1'28.790**	310,9	16:35'40.236
18	21.221	25.757	16.880	25.158	1'29.016	310,9	16:37'09.252
19	21.286	25.648	16.926	25.084	1'28.944	310,0	16:38'38.196
20	21.356	25.638	16.962	25.144	1'29.100	309,1	16:40'07.296
21	21.649	25.718	17.001	25.327	1'29.695	311,8	16:41'36.991
22	21.325	25.667	17.017	25.111	1'29.120	310,9	16:43'06.111
23	21.283	25.631	16.974	25.124	1'29.012	311,8	16:44'35.123
24	21.311	25.812	16.966	**25.044**	1'29.133	309,1	16:46'04.256

2° 29 A. IANNONE (1'29.196)

Lap	Seg.1	Seg.2	Seg.3	Seg.4	Lap Time	km/h	Local Time
							16:00'18.362
1	32.459	28.414	17.804	25.777	1'44.454P		16:02'02.816
2	21.924	27.588	17.364	25.907	1'32.783	**317,2**	16:03'35.599
3	21.411	25.847	17.118	25.231	1'29.607	311,8	16:05'05.206
4	21.448	25.879	17.143	25.154	1'29.624	311,8	16:06'34.830
5	22.405	27.847	18.070	11'21.648	12'29.970P	314,5	16:19'04.800
6	37.875	27.176	17.500	26.224	1'48.775P		16:20'53.575
7	22.900	26.809	17.519	25.387	1'32.615	310,9	16:22'26.190
8	21.511	25.905	**17.071**	**25.109**	1'29.596	310,9	16:23'55.786
9	21.328	25.798	17.090	25.191	1'29.407	312,7	16:25'25.193
10	21.685	26.334	17.354	6'09.443	7'14.816P	314,5	16:32'40.009
11	31.893	26.795	17.799	25.705	1'42.192P		16:34'22.201
12	21.406	25.816	17.137	25.354	1'29.713	312,7	16:35'51.914
13	21.455	26.004	17.162	26.188	1'30.809	311,8	16:37'22.723
14	21.402	25.948	17.124	2'07.116	3'11.590P	315,4	16:40'34.313
15	33.759	26.903	17.375	25.537	1'43.574P		16:42'17.887
16	**21.278**	**25.716**	17.078	25.124	**1'29.196**	314,5	16:43'47.083
17	21.897	26.197	17.285	25.307	1'30.686	315,4	16:45'17.769

3° 1 T. RAZGATLIOGLU (1'29.599)

Lap	Seg.1	Seg.2	Seg.3	Seg.4	Lap Time	km/h	Local Time
							16:00'15.862
1	33.670	29.342	17.815	25.722	1'46.549P		16:02'02.411
2	22.134	28.136	17.541	26.043	1'33.854	306,5	16:03'36.265
3	21.639	26.067	17.248	25.312	1'30.266	310,9	16:05'06.531
4	21.624	28.494	20.259	25.606	1'35.983	310,0	16:06'42.514
5	21.496	26.142	17.296	9'36.876	10'41.810P	**313,6**	16:17'24.324
6	33.727	26.668	17.492	26.261	1'44.148P		16:19'08.472
7	21.630	26.040	18.431	26.004	1'32.105	308,2	16:20'40.577
8	21.579	25.939	17.313	25.423	1'30.254	311,8	16:22'10.831
9	21.680	26.129	17.547	6'05.922	7'11.278P	309,1	16:29'22.109
10	35.168	29.797	19.248	27.055	1'51.268P		16:31'13.377
11	21.444	25.925	**17.086**	**25.148**	1'29.603	310,9	16:32'42.980
12	**21.372**	**25.795**	17.191	25.241	**1'29.599**	312,7	16:34'12.579
13	21.433	25.820	17.236	26.323	1'30.812	310,9	16:35'43.391
14	21.614	25.950	17.331	25.457	1'30.352	308,2	16:37'13.743
15	21.674	34.222	19.595	5'07.733	6'23.224P	309,1	16:43'36.967
16	32.677	26.932	17.470	25.470	1'42.549P		16:45'19.516

4° 9 D. PETRUCCI (1'29.604)

Lap	Seg.1	Seg.2	Seg.3	Seg.4	Lap Time	km/h	Local Time
							16:00'13.826
1	34.452	29.286	17.978	26.171	1'47.887P		16:02'01.713
2	21.725	30.675	19.683	25.408	1'37.491	310,9	16:03'39.204
3	21.482	26.169	17.194	25.254	1'30.099	315,4	16:05'09.303
4	21.753	26.363	17.536	25.377	1'31.029	319,1	16:06'40.332
5	21.582	26.047	17.109	25.402	1'30.140	311,8	16:08'10.472
6	21.661	29.568	18.497	25.390	1'35.116	309,1	16:09'45.588
7	21.439	25.954	17.077	**25.213**	1'29.683	317,2	16:11'15.271
8	21.591	27.128	17.243	25.602	1'31.564	313,6	16:12'46.835
9	21.555	26.012	17.105	25.357	1'30.029	318,2	16:14'16.864
10	21.499	25.926	17.120	25.335	1'29.880	**321,0**	16:15'46.744
11	21.530	25.937	17.209	25.443	1'30.119	313,6	16:17'16.863
12	23.625	28.117	19.400	25.710	1'36.852	310,0	16:18'53.715
13	21.600	25.916	17.158	25.362	1'30.036	313,6	16:20'23.751
14	23.304	28.794	19.269	13'36.622	14'47.989P	311,8	16:35'11.740
15	34.125	27.166	17.706	25.667	1'44.664P		16:36'56.404
16	21.628	26.047	17.213	25.395	1'30.283	308,2	16:38'26.687
17	21.565	27.598	22.035	30.470	1'41.668	310,9	16:40'08.355
18	21.513	25.879	17.071	25.269	1'29.732	311,8	16:41'38.087
19	**21.414**	**25.800**	**17.066**	25.324	**1'29.604**	311,8	16:43'07.691
20	21.447	25.980	17.259	25.454	1'30.140	312,7	16:44'37.831
21	21.536	26.049	17.306	25.506	1'30.397	310,0	16:46'08.228

5° 19 A. BAUTISTA (1'29.610)

Lap	Seg.1	Seg.2	Seg.3	Seg.4	Lap Time	km/h	Local Time
							16:01'10.934
1	33.004	28.256	17.745	25.725	1'44.730P		16:02'55.664
2	21.712	26.696	17.360	25.373	1'31.141	311,8	16:04'26.805
3	21.665	26.186	17.246	25.377	1'30.474	312,7	16:05'57.279
4	21.609	25.982	17.178	25.397	1'30.166	311,8	16:07'27.445
5	21.482	25.927	17.327	25.398	1'30.134	313,6	16:08'57.579
6	21.501	25.917	17.210	25.430	1'30.058	310,9	16:10'27.637
7	21.567	25.916	17.108	25.349	1'29.940	313,6	16:11'57.577
8	21.592	25.905	17.118	25.364	1'29.979	314,5	16:13'27.556
9	21.498	25.878	17.154	25.295	1'29.825	312,7	16:14'57.381
10	21.485	25.809	17.138	25.364	1'29.796	314,5	16:16'27.177
11	22.139	31.161	17.557	6'52.969	8'03.826P	313,6	16:24'31.003
12	35.128	26.947	17.407	25.512	1'44.994P		16:26'15.997
13	21.517	25.877	17.058	**25.181**	1'29.633	311,8	16:27'45.630
14	21.421	51.835	18.250	4'11.031	5'42.537P	312,7	16:33'28.167
15	32.589	26.260	17.218	25.500	1'41.567P		16:35'09.734
16	21.452	25.893	17.119	25.325	1'29.789	312,7	16:36'39.523
17	21.485	25.865	**17.051**	25.305	1'29.706	312,7	16:38'09.229
18	21.452	**25.748**	17.108	25.302	**1'29.610**	313,6	16:39'38.839
19	21.437	25.819	17.130	25.274	1'29.660	315,4	16:41'08.499
20	21.449	25.838	17.238	25.223	1'29.748	313,6	16:42'38.247
21	21.446	25.888	17.086	25.261	1'29.681	315,4	16:44'07.928
22	**21.360**	25.863	17.216	25.314	1'29.753	**316,3**	16:45'37.681

6° 14 S. LOWES (1'29.799)

Lap	Seg.1	Seg.2	Seg.3	Seg.4	Lap Time	km/h	Local Time
							16:00'40.167
1	33.270	27.802	17.600	25.880	1'44.552P		16:02'24.719
2	21.778	26.366	17.368	25.418	1'30.930	311,8	16:03'55.649
3	21.717	26.023	17.212	25.415	1'30.367	**313,6**	16:05'26.016
4	21.590	26.160	17.161	25.611	1'30.522	**313,6**	16:06'56.538

21/02/2025 P = Pits In/Out - C = Lap Time Cancelled

These data/results cannot be reproduced, stored and/or transmitted in whole or in part by any manner of electronic, mechanical, photocopying, recording, broadcasting or otherwise now known or herein after developed without the previous express consent by the copyright owner, except for reproduction in daily press and regular printed publications on sale to the public within 60 days of the event related to those data/results and always provided that copyright symbol appears together as follows below.
© DORNA WSBK ORGANIZATION Srl 2025

PIRELLI
SBK TISSOT OFFICIAL TIMEKEEPER

Australian Round, 21–23 February 2025
Chronological Analysis Free Practice 2nd Session

5	21.620	26.227	17.254	25.698	1'30.799	310,0	16:08'27.337
6	21.639	26.150	17.292	25.506	1'30.587	309,1	16:09'57.924
7	21.593	26.109	17.180	25.467	1'30.349	309,1	16:11'28.273
8	25.196	29.369	18.470	8'56.769	10'09.804P	308,2	16:21'38.077
9	36.810	29.709	18.907	25.965	1'51.391P		16:23'29.468
10	21.638	26.027	17.189	25.427	1'30.281	308,2	16:24'59.749
11	21.529	26.297	17.262	25.997	1'31.085	309,1	16:26'30.834
12	21.538	26.213	17.210	25.575	1'30.536	308,2	16:28'01.370
13	21.479	26.040	17.212	25.478	1'30.209	308,2	16:29'31.579
14	21.704	27.164	18.087	5'24.591	6'31.546P	307,3	16:36'03.125
15	33.261	26.587	17.393	25.537	1'42.778P		16:37'45.903
16	**21.364**	25.923	17.158	25.354	**1'29.799**	307,3	16:39'15.702
17	21.501	26.031	17.249	25.379	1'30.160	307,3	16:40'45.862
18	21.454	25.989	**17.127**	**25.268**	1'29.838	308,2	16:42'15.700
19	21.428	26.026	17.158	25.531	1'30.143	310,9	16:43'45.843
20	21.504	**25.908**	17.167	25.555	1'30.134C	309,1	16:45'15.977

7º — 5 Y. MONTELLA (1'29.815)

Lap	Seg.1	Seg.2	Seg.3	Seg.4	Lap Time	km/h	Local Time
							16:00'03.593
1	33.741	27.954	17.630	25.962	1'45.287P		16:01'48.880
2	21.853	26.482	17.253	25.549	1'31.137	308,2	16:03'20.017
3	27.154	26.887	17.218	25.454	1'36.713	309,1	16:04'56.730
4	21.710	26.250	17.186	25.383	1'30.529	**315,4**	16:06'27.259
5	21.626	26.098	17.207	25.477	1'30.408	313,6	16:07'57.667
6	21.663	26.167	17.264	25.223	1'30.317	312,7	16:09'27.984
7	21.588	26.096	17.129	25.240	1'30.053	312,7	16:10'58.037
8	21.583	26.153	17.159	25.409	1'30.304	313,6	16:12'28.341
9	21.586	26.113	**17.110**	25.471	1'30.280	314,5	16:13'58.621
10	21.561	26.148	17.288	25.402	1'30.399	312,7	16:15'29.020
11	**21.512**	26.165	17.210	25.391	1'30.278	311,8	16:16'59.298
12	23.124	27.794	17.892	10'19.719	11'28.529P	311,8	16:28'27.827
13	34.348	28.143	18.777	25.864	1'47.132P		16:30'14.959
14	21.676	26.331	17.279	25.469	1'30.755	310,0	16:31'45.714
15	21.615	26.928	17.204	25.471	1'31.218	311,8	16:33'16.932
16	21.628	26.166	17.172	25.354	1'30.320	311,8	16:34'47.252
17	21.603	26.171	17.204	25.449	1'30.427	312,7	16:36'17.679
18	21.541	26.021	17.148	25.392	1'30.102	313,6	16:37'47.781
19	22.351	27.681	17.534	25.485	1'33.051	313,6	16:39'20.832
20	21.600	26.106	17.205	25.418	1'30.329	312,7	16:40'51.161
21	23.191	26.511	17.386	25.441	1'32.529	313,6	16:42'23.690
22	21.516	**25.988**	17.116	**25.195**	**1'29.815**	312,7	16:43'53.505
23	21.605	26.189	17.286	25.342	1'30.422	313,6	16:45'23.927

8º — 22 A. LOWES (1'29.880)

Lap	Seg.1	Seg.2	Seg.3	Seg.4	Lap Time	km/h	Local Time
							16:00'41.720
1	31.874	27.179	17.643	25.928	1'42.624P		16:02'24.344
2	21.747	26.125	17.205	25.495	1'30.572	303,0	16:03'54.916
3	21.628	26.087	**17.060**	25.448	1'30.223	304,7	16:05'25.139
4	21.590	26.173	17.210	28.463	1'33.436	307,3	16:06'58.575
5	**21.475**	26.019	17.103	**25.283**	**1'29.880**	306,5	16:08'28.455
6	22.609	27.391	18.096	1'19.373	2'27.469P	**309,1**	16:10'55.924
7	32.747	26.642	17.427	25.780	1'42.596P		16:12'38.520
8	21.702	26.258	17.266	25.665	1'30.891	303,9	16:14'09.411
9	21.702	25.999	17.272	25.641	1'30.614	303,0	16:15'40.025
10	21.595	26.045	17.176	25.886	1'30.702	302,2	16:17'10.727
11	21.633	26.087	17.291	25.812	1'30.823	298,0	16:18'41.550
12	21.648	26.179	17.168	25.751	1'30.746	302,2	16:20'12.296
13	21.686	30.074	17.592	26.170	1'35.522	303,9	16:21'47.818
14	21.672	26.064	17.114	25.576	1'30.426	303,0	16:23'18.244
15	21.607	26.162	17.192	25.559	1'30.520	303,9	16:24'48.764
16	21.589	**25.996**	17.134	11'13.161	12'17.880P	303,9	16:37'06.644
17	36.681	28.145	17.405	25.717	1'47.948P		16:38'54.592
18	21.803	26.193	17.233	25.556	1'30.785	304,7	16:40'25.377
19	21.589	27.542	21.041	26.704	1'36.876	300,5	16:42'02.253
20	21.592	26.127	17.192	25.535	1'30.446	305,6	16:43'32.699
21	21.548	26.027	17.166	25.621	1'30.362C	303,9	16:45'03.061

9º — 45 S. REDDING (1'30.026)

Lap	Seg.1	Seg.2	Seg.3	Seg.4	Lap Time	km/h	Local Time
							16:00'06.616
1	34.021	28.744	18.346	25.806	1'46.917P		16:01'53.533
2	21.859	26.372	17.486	25.531	1'31.248	310,0	16:03'24.781
3	21.713	26.208	17.403	25.414	1'30.738	**312,7**	16:04'55.519
4	21.825	26.021	17.529	25.512	1'30.887	311,8	16:06'26.406
5	22.741	26.173	17.223	3'42.968	4'49.105P	309,1	16:11'15.511
6	33.012	26.747	17.689	25.464	1'42.912P		16:12'58.423
7	21.672	25.958	17.193	25.355	1'30.178	307,3	16:14'28.601
8	21.682	25.968	17.242	**25.271**	1'30.163	309,1	16:15'58.764
9	**21.601**	**25.840**	17.173	25.412	**1'30.026**	310,9	16:17'28.790
10	21.655	25.927	**17.155**	25.338	1'30.075	310,9	16:18'58.865
11	21.717	27.214	17.836	27.063	1'33.830	309,1	16:20'32.695
12	36.298	32.821	24.528	16'29.206	18'02.853P	140,1	16:38'35.548

10º — 60 M. VAN DER MARK (1'30.059)

Lap	Seg.1	Seg.2	Seg.3	Seg.4	Lap Time	km/h	Local Time
							16:00'12.726
1	32.881	34.807	18.959	28.436	1'55.083P		16:02'07.809
2	21.682	26.211	17.228	25.490	1'30.611	305,6	16:03'38.420
3	21.538	26.202	17.290	**25.359**	1'30.389	307,3	16:05'08.809
4	21.578	26.081	19.864	26.738	1'34.261	**313,6**	16:06'43.070
5	**21.455**	25.998	17.185	25.515	1'30.153	310,9	16:08'13.223
6	21.580	26.116	17.260	25.622	1'30.578	306,5	16:09'43.801
7	23.581	26.128	17.228	25.420	1'32.357	303,0	16:11'16.158
8	21.486	25.962	17.164	25.473	1'30.085	307,3	16:12'46.243
9	21.473	26.052	17.240	25.428	1'30.193	308,2	16:14'16.436
10	21.518	**25.923**	17.204	8'32.968	9'37.613P	309,1	16:23'54.049
11	33.050	26.581	17.433	25.593	1'42.657P		16:25'36.706
12	21.692	26.049	17.330	25.647	1'30.718	303,0	16:27'07.424
13	21.770	26.062	17.373	25.671	1'30.876	303,0	16:28'38.300
14	21.689	30.691	18.846	26.106	1'37.332	303,0	16:30'15.632
15	21.619	26.226	17.202	25.517	1'30.564	306,5	16:31'46.196
16	21.585	27.246	19.033	5'12.356	6'20.220P	307,3	16:38'06.416
17	33.709	29.052	20.895	25.766	1'49.422P		16:39'55.838
18	21.507	25.941	**17.104**	25.507	**1'30.059**	303,0	16:41'25.897
19	27.022	32.733	17.358	25.494	1'42.607	304,7	16:43'08.504

11º — 55 A. LOCATELLI (1'30.105)

Lap	Seg.1	Seg.2	Seg.3	Seg.4	Lap Time	km/h	Local Time
							16:00'24.450
1	37.789	27.790	17.686	25.740	1'49.005P		16:02'13.455
2	21.623	26.197	17.232	25.397	1'30.449	307,3	16:03'43.904
3	21.572	26.061	17.191	25.349	1'30.173	309,1	16:05'14.077
4	21.601	26.150	17.135	**25.334**	1'30.220	306,5	16:06'44.297
5	21.631	26.125	17.325	25.431	1'30.512	**311,8**	16:08'14.809
6	21.562	26.024	17.220	25.457	1'30.263	310,0	16:09'45.072
7	**21.504**	26.011	17.181	25.430	1'30.126	309,1	16:11'15.198
8	21.849	26.052	17.236	25.508	1'30.645	304,7	16:12'45.843
9	21.558	26.049	17.222	25.398	1'30.227	305,6	16:14'16.070
10	21.513	**26.006**	17.206	25.380	**1'30.105**	304,7	16:15'46.175
11	21.545	26.062	17.172	1'14.844	2'19.623P	304,7	16:18'05.798
12	34.036	27.805	17.681	12'57.157	14'16.679P		16:32'22.477
13	32.670	29.550	19.947	29.548	1'51.715P		16:34'14.192
14	24.432	26.460	17.433	25.488	1'33.813	223,5	16:35'48.005
15	21.629	26.019	**17.130**	25.533	1'30.311	305,6	16:37'18.316
16	21.510	26.105	17.233	25.537	1'30.385	305,6	16:38'48.701

21/02/2025 P = Pits In/Out - C = Lap Time Cancelled

These data/results cannot be reproduced, stored and/or transmitted in whole or in part by any manner of electronic, mechanical, photocopying, recording, broadcasting or otherwise now known or herein after developed without the previous express consent by the copyright owner, except for reproduction in daily press and regular printed publications on sale to the public within 60 days of the event related to those data/results and always provided that copyright symbol appears together as follows below.
© DORNA WSBK ORGANIZATION Srl 2025

Australian Round, 21–23 February 2025
Chronological Analysis Free Practice 2nd Session

17	21.692	26.097	17.205	25.491	1'30.485	306,5	16:40'19.186
18	21.632	26.072	17.256	25.528	1'30.488	306,5	16:41'49.674
19	21.648	39.445	17.723	25.615	1'44.431	306,5	16:43'34.105
20	21.608	26.179	17.249	25.652	1'30.688C	307,3	16:45'04.793

12° 47 A. BASSANI (1'30.117)

Lap	Seg.1	Seg.2	Seg.3	Seg.4	Lap Time	km/h	Local Time
							16:01'13.511
1	33.189	27.344	17.471	25.751	1'43.755P		16:02'57.266
2	22.173	26.429	17.362	25.544	1'31.508	302,2	16:04'28.774
3	21.755	26.237	17.269	25.556	1'30.817	305,6	16:05'59.591
4	21.802	28.041	18.610	7'14.413	8'22.866P	**310,0**	16:14'22.457
5	35.135	27.538	17.836	25.929	1'46.438P		16:16'08.895
6	21.645	26.123	17.133	25.460	1'30.361	303,9	16:17'39.256
7	21.616	26.095	17.157	**25.396**	1'30.264	305,6	16:19'09.520
8	21.576	**26.047**	**17.038**	25.456	**1'30.117**	307,3	16:20'39.637
9	**21.518**	30.137	18.263	25.857	1'35.775	305,6	16:22'15.412
10	21.552	26.094	17.167	25.408	1'30.221	305,6	16:23'45.633
11	23.660	28.650	19.770	11'36.284	12'48.364P	307,3	16:36'33.997
12	32.843	27.221	17.559	25.920	1'43.543P		16:38'17.540
13	21.563	26.055	17.131	25.490	1'30.239	304,7	16:39'47.779
14	21.706	26.212	17.344	25.576	1'30.838	307,3	16:41'18.617
15	24.082	29.131	18.376	25.946	1'37.535	305,6	16:42'56.152
16	21.706	26.133	17.217	25.511	1'30.567	303,9	16:44'26.719
17	21.649	26.062	17.167	25.443	1'30.321	306,5	16:45'57.040

13° 17 R. VICKERS (1'30.169)

Lap	Seg.1	Seg.2	Seg.3	Seg.4	Lap Time	km/h	Local Time
							16:00'22.443
1	34.625	28.917	18.351	26.278	1'48.171P		16:02'10.614
2	22.100	26.421	17.497	25.704	1'31.722	310,0	16:03'42.336
3	21.877	26.459	17.495	25.615	1'31.446	313,6	16:05'13.782
4	23.409	26.728	17.370	25.349	1'32.856	312,7	16:06'46.638
5	21.741	26.034	17.246	**25.325**	1'30.346	**317,2**	16:08'16.984
6	21.645	26.101	17.427	25.622	1'30.795	316,3	16:09'47.779
7	21.777	26.143	17.458	25.572	1'30.950	313,6	16:11'18.729
8	24.949	27.128	17.710	9'29.859	10'39.646P	313,6	16:21'58.375
9	33.370	28.723	17.618	25.495	1'45.206P		16:23'43.581
10	22.040	27.480	17.504	25.508	1'32.532	310,0	16:25'16.113
11	21.831	26.176	17.420	25.552	1'30.979	309,1	16:26'47.092
12	21.831	26.189	17.342	25.459	1'30.821	310,0	16:28'17.913
13	23.018	29.300	17.815	7'28.934	8'39.067P	310,9	16:36'56.980
14	34.463	26.874	18.594	28.848	1'48.779P		16:38'45.759
15	21.609	**25.987**	17.266	25.362	1'30.224	311,8	16:40'15.983
16	21.584	26.317	17.290	25.428	1'30.619	315,4	16:41'46.602
17	21.565	26.062	**17.215**	25.327	**1'30.169**	311,8	16:43'16.771

14° 31 G. GERLOFF (1'30.193)

Lap	Seg.1	Seg.2	Seg.3	Seg.4	Lap Time	km/h	Local Time
							16:00'07.896
1	32.382	27.263	17.631	25.729	1'43.005P		16:01'50.901
2	21.693	26.292	17.230	25.619	1'30.834	311,8	16:03'21.735
3	21.690	26.636	17.325	25.552	1'31.203	**316,3**	16:04'52.938
4	21.727	26.202	17.335	25.658	1'30.922	310,9	16:06'23.860
5	21.747	26.245	**17.225**	25.546	1'30.763	307,3	16:07'54.623
6	21.768	26.354	17.322	25.532	1'30.976	306,5	16:09'25.599
7	21.608	26.195	17.340	25.489	1'30.632	307,3	16:10'56.231
8	21.670	26.103	17.270	25.468	1'30.511	309,1	16:12'26.742
9	21.562	26.490	17.323	25.623	1'30.998	309,1	16:13'57.740
10	21.647	26.075	17.257	1'17.040	2'22.019P	305,6	16:16'19.759
11	30.672	26.095	17.351	25.697	1'39.815P		16:17'59.574
12	21.610	26.107	17.277	25.482	1'30.476	306,5	16:19'30.050
13	**21.440**	25.985	17.296	25.472	**1'30.193**	304,7	16:21'00.243
14	21.635	26.051	17.255	25.605	1'30.546	309,1	16:22'30.789
15	21.605	26.086	17.362	25.579	1'30.632	310,0	16:24'01.421
16	21.607	25.993	17.277	25.582	1'30.459	306,5	16:25'31.880
17	21.681	26.027	17.475	25.547	1'30.730	307,3	16:27'02.610
18	21.625	26.090	17.392	25.445	1'30.552	310,9	16:28'33.162
19	21.492	26.093	17.305	25.502	1'30.392	308,2	16:30'03.554
20	22.236	27.178	17.730	5'53.975	7'01.119P	308,2	16:37'04.673
21	31.511	26.259	17.312	**25.398**	1'40.480P		16:38'45.153
22	21.648	26.170	17.233	25.533	1'30.584	308,2	16:40'15.737
23	21.591	**25.911**	17.263	25.582	1'30.347	309,1	16:41'46.084
24	21.543	25.965	17.247	25.447	1'30.202	306,5	16:43'16.286
25	21.525	26.052	17.302	25.512	1'30.391	309,1	16:44'46.677
26	21.606	26.068	17.239	25.507	1'30.420	305,6	16:46'17.097

15° 97 X. VIERGE (1'30.205)

Lap	Seg.1	Seg.2	Seg.3	Seg.4	Lap Time	km/h	Local Time
							16:00'42.523
1	32.018	27.336	17.742	25.583	1'42.679P		16:02'25.202
2	21.586	26.534	17.540	25.786	1'31.446	**315,4**	16:03'56.648
3	21.606	26.226	17.313	25.335	1'30.480	314,5	16:05'27.128
4	21.512	26.118	17.267	25.330	1'30.227	314,5	16:06'57.355
5	21.568	26.161	17.297	**25.310**	1'30.336	**315,4**	16:08'27.691
6	22.071	26.274	17.362	25.543	1'31.250	303,0	16:09'58.941
7	21.553	26.136	**17.245**	25.550	1'30.484	311,8	16:11'29.425
8	22.925	28.597	17.541	25.489	1'34.552	310,9	16:13'03.977
9	21.622	26.063	17.265	25.455	1'30.405	309,1	16:14'34.382
10	21.599	26.561	17.477	25.389	1'31.026	309,1	16:16'05.408
11	21.518	26.029	17.360	25.408	1'30.315	310,0	16:17'35.723
12	25.667	27.829	18.150	9'23.056	10'34.702P	308,2	16:28'10.425
13	32.041	27.080	17.500	25.680	1'42.301P		16:29'52.726
14	21.593	26.347	17.650	25.539	1'31.129	308,2	16:31'23.855
15	21.620	27.295	17.594	25.575	1'32.084	311,8	16:32'55.939
16	21.624	26.031	17.309	25.612	1'30.576	310,9	16:34'26.515
17	21.591	**26.025**	17.536	3'09.667	4'14.819P	310,0	16:38'41.334
18	35.797	26.447	17.364	25.407	1'45.015P		16:40'26.349
19	**21.485**	26.032	17.333	25.355	**1'30.205**	**315,4**	16:41'56.554
20	21.548	29.467	17.658	29.952	1'38.625	312,7	16:43'35.179
21	21.524	28.869	18.743	26.622	1'35.758C	**315,4**	16:45'10.937

16° 87 R. GARDNER (1'30.299)

Lap	Seg.1	Seg.2	Seg.3	Seg.4	Lap Time	km/h	Local Time
							16:00'22.014
1	33.568	27.638	18.053	30.035	1'49.294P		16:02'11.308
2	21.651	26.480	17.434	27.573	1'33.138	308,2	16:03'44.446
3	21.548	26.177	17.250	25.502	1'30.477	**310,9**	16:05'14.923
4	21.725	26.249	17.284	25.512	1'30.770	**310,9**	16:06'45.693
5	21.563	**26.098**	17.208	25.637	1'30.506	308,2	16:08'16.199
6	21.712	28.384	17.293	25.713	1'33.102	308,2	16:09'49.301
7	21.598	26.100	17.227	25.545	1'30.470	307,3	16:11'19.771
8	23.405	27.313	17.671	9'27.581	10'35.970P	308,2	16:21'55.741
9	32.719	26.939	18.642	28.347	1'46.647P		16:23'42.388
10	21.655	29.903	17.607	25.790	1'34.955	303,0	16:25'17.343
11	21.561	26.155	17.314	25.411	1'30.441	304,7	16:26'47.784
12	21.529	26.209	**17.160**	**25.401**	**1'30.299**	307,3	16:28'18.083
13	22.168	26.455	18.200	9'09.066	10'15.889P	310,0	16:38'33.972
14	34.640	30.650	20.362	26.054	1'51.706P		16:40'25.678
15	**21.415**	26.231	19.462	25.949	1'33.057	310,0	16:41'58.735
16	21.586	27.456	19.397	27.365	1'35.804	308,2	16:43'34.539
17	21.416	26.104	17.246	26.002	1'30.768C	**310,9**	16:45'05.307

17° 77 D. AEGERTER (1'30.676)

Lap	Seg.1	Seg.2	Seg.3	Seg.4	Lap Time	km/h	Local Time
							16:00'35.503

21/02/2025 P = Pits In/Out - C = Lap Time Cancelled

These data/results cannot be reproduced, stored and/or transmitted in whole or in part by any manner of electronic, mechanical, photocopying, recording, broadcasting or otherwise now known or herein after developed without the previous express consent by the copyright owner, except for reproduction in daily press and regular printed publications on sale to the public within 60 days of the event related to those data/results and always provided that copyright symbol appears together as follows below.
© DORNA WSBK ORGANIZATION Srl 2025

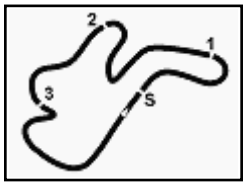

Phillip Island 4.445 m

Australian Round, 21–23 February 2025
Chronological Analysis Free Practice 2nd Session

1	33.574	30.300	18.126	29.432	1'51.432P		16:02'26.935
2	21.957	26.699	17.483	25.888	1'32.027	307,3	16:03'58.962
3	21.788	26.613	17.350	25.781	1'31.532	**308,2**	16:05'30.494
4	21.751	26.491	17.390	25.970	1'31.602	**308,2**	16:07'02.096
5	21.937	26.799	17.741	26.666	1'33.143	**308,2**	16:08'35.239
6	21.702	26.461	17.415	25.678	1'31.256	305,6	16:10'06.495
7	21.869	26.953	17.594	7'16.946	8'23.362P	307,3	16:18'29.857
8	36.169	29.898	18.304	30.507	1'54.878P		16:20'24.735
9	21.652	26.380	17.316	25.711	1'31.059	**308,2**	16:21'55.794
10	21.695	26.239	17.367	26.537	1'31.838	305,6	16:23'27.632
11	21.715	26.444	17.448	26.132	1'31.739	306,5	16:24'59.371
12	36.543	37.817	19.333	10'59.882	12'33.575P	151,7	16:37'32.946
13	38.903	28.695	18.302	28.605	1'54.505P		16:39'27.451
14	21.767	26.423	17.361	**25.592**	1'31.143	303,9	16:40'58.594
15	21.562	26.336	17.284	25.597	1'30.779	307,3	16:42'29.373
16	**21.514**	**26.164**	**17.282**	25.716	**1'30.676**	306,5	16:44'00.049
17	21.576	26.211	17.352	25.674	1'30.813	305,6	16:45'30.862

18° 7 I. LECUONA [1'30.676]

Lap	Seg.1	Seg.2	Seg.3	Seg.4	Lap Time	km/h	Local Time
							16:00'14.065
1	35.073	30.975	18.468	26.113	1'50.629P		16:02'04.694
2	22.052	26.544	17.654	25.765	1'32.015	309,1	16:03'36.709
3	22.394	26.471	17.475	25.692	1'32.032	297,2	16:05'08.741
4	22.064	26.351	17.544	25.627	1'31.586	309,1	16:06'40.327
5	22.088	26.417	17.537	4'11.146	5'17.188P	305,6	16:11'57.515
6	34.215	27.327	17.745	25.928	1'45.215P		16:13'42.730
7	21.966	26.351	17.463	25.760	1'31.540	303,0	16:15'14.270
8	21.835	26.333	17.460	25.769	1'31.397	303,9	16:16'45.667
9	24.112	27.011	17.832	7'39.899	8'48.854P	303,9	16:25'34.521
10	34.684	27.204	17.658	25.783	1'45.329P		16:27'19.850
11	21.908	26.268	17.441	25.834	1'31.451	303,0	16:28'51.301
12	21.836	26.253	**17.406**	25.623	1'31.118	303,0	16:30'22.419
13	21.843	31.209	18.078	7'08.338	8'19.468P	303,9	16:38'41.887
14	34.780	27.285	17.448	**25.451**	1'44.964P		16:40'26.851
15	21.661	**26.092**	17.443	25.480	**1'30.676**	**311,8**	16:41'57.527
16	21.756	26.221	17.844	32.330	1'38.151	307,3	16:43'35.678
17	**21.637**	26.110	17.407	26.015	1'31.169C	**311,8**	16:45'06.847

19° 49 T. NAGASHIMA [1'31.042]

Lap	Seg.1	Seg.2	Seg.3	Seg.4	Lap Time	km/h	Local Time
							16:00'17.828
1	32.694	28.090	17.801	25.967	1'44.552P		16:02'02.380
2	21.967	26.582	18.356	26.349	1'33.254C	309,1	16:03'35.634
3	22.062	26.553	17.451	**25.551**	1'31.617	296,4	16:05'07.251
4	21.727	27.284	17.572	28.000	1'34.583	308,2	16:06'41.834
5	21.732	26.426	**17.378**	26.019	1'31.555	308,2	16:08'13.389
6	21.872	32.013	18.228	13'29.676	14'41.789P	**311,8**	16:22'55.178
7	34.665	29.347	18.070	26.115	1'48.197P		16:24'43.375
8	22.213	26.881	17.902	27.639	1'34.635	300,5	16:26'18.010
9	21.829	26.537	17.570	25.873	1'31.809	303,0	16:27'49.819
10	22.007	26.659	17.725	4'25.622	5'32.013P	302,2	16:33'21.832
11	37.134	27.282	17.689	25.942	1'48.047P		16:35'09.879
12	**21.561**	**26.201**	17.498	25.782	**1'31.042**	310,9	16:36'40.921
13	21.854	26.516	17.719	25.874	1'31.963	304,7	16:38'12.884
14	21.858	26.439	17.511	25.757	1'31.565	303,9	16:39'44.449
15	21.818	26.217	17.491	25.885	1'31.411	303,9	16:41'15.860
16	21.804	26.527	17.743	25.701	1'31.775	303,0	16:42'47.635
17	23.173	28.540	19.303	28.334	1'39.350	303,0	16:44'26.985
18	21.717	26.252	17.427	25.766	1'31.162	308,2	16:45'58.147

20° 99 B. SOFUOGLU [1'31.235]

Lap	Seg.1	Seg.2	Seg.3	Seg.4	Lap Time	km/h	Local Time
							16:00'04.492
1	33.413	28.006	17.652	26.121	1'45.192P		16:01'49.684
2	21.978	26.475	17.354	25.709	1'31.516	304,7	16:03'21.200
3	22.091	26.457	17.440	25.871	1'31.859	302,2	16:04'53.059
4	22.137	**26.223**	17.346	**25.699**	1'31.405	302,2	16:06'24.464
5	21.898	26.282	**17.338**	25.717	**1'31.235**	303,9	16:07'55.699
6	24.433	27.342	17.839	26.015	1'35.629	303,9	16:09'31.328
7	22.449	27.746	18.277	11'28.599	12'37.071P	300,5	16:22'08.399
8	32.821	26.823	17.541	25.942	1'43.127P		16:23'51.526
9	21.976	26.408	17.524	26.350	1'32.258	300,5	16:25'23.784
10	22.198	26.423	17.511	9'01.468	10'07.600P	299,7	16:35'31.384
11	33.296	27.379	17.433	25.886	1'43.994P		16:37'15.378
12	22.159	26.725	17.646	27.257	1'33.787	303,0	16:38'49.165
13	21.824	26.348	17.362	25.787	1'31.321	**308,2**	16:40'20.486
14	**21.775**	26.254	17.443	25.853	1'31.325	305,6	16:41'51.811
15	21.892	26.277	17.500	25.921	1'31.590	304,7	16:43'23.401
16	21.938	26.368	17.532	26.161	1'31.999C	303,0	16:44'55.400
17	22.176	26.571	17.614	26.149	1'32.510	301,3	16:46'27.910

21° 53 T. RABAT [1'31.303]

Lap	Seg.1	Seg.2	Seg.3	Seg.4	Lap Time	km/h	Local Time
							16:00'19.307
1	32.260	28.066	18.093	26.157	1'44.576P		16:02'03.883
2	22.074	26.894	17.830	25.763	1'32.561	**304,7**	16:03'36.444
3	22.269	26.477	17.545	25.726	1'32.017	286,2	16:05'08.461
4	22.817	35.313	17.953	6'45.442	8'01.525P	**304,7**	16:13'09.986
5	33.566	28.194	18.295	28.066	1'48.121P		16:14'58.107
6	21.965	26.401	17.605	25.730	1'31.701	302,2	16:16'29.808
7	22.059	26.444	17.555	25.771	1'31.829	302,2	16:18'01.637
8	21.914	26.425	17.460	25.686	1'31.485	299,7	16:19'33.122
9	21.946	26.482	17.567	12'04.708	13'10.703P	301,3	16:32'43.825
10	31.560	27.262	18.552	25.985	1'43.359P		16:34'27.184
11	21.901	**26.261**	17.470	25.692	1'31.324	303,0	16:35'58.508
12	21.848	26.395	17.454	44.607	1'50.304	300,5	16:37'48.812
13	22.007	27.911	20.831	29.030	1'39.779	303,9	16:39'28.591
14	21.857	26.361	17.448	**25.637**	**1'31.303**	302,2	16:40'59.894
15	**21.777**	26.402	17.477	25.705	1'31.361	303,9	16:42'31.255
16	21.831	26.383	**17.431**	25.712	1'31.357	303,0	16:44'02.612
17	21.826	26.440	17.469	25.780	1'31.515	302,2	16:45'34.127

22° 95 T. MACKENZIE [1'31.445]

Lap	Seg.1	Seg.2	Seg.3	Seg.4	Lap Time	km/h	Local Time
							16:00'14.543
1	35.787	29.080	18.132	27.363	1'50.362P		16:02'04.905
2	22.079	26.678	17.661	25.640	1'32.058	**310,9**	16:03'36.963
3	22.441	26.556	17.693	25.628	1'32.318	300,5	16:05'09.281
4	22.027	**26.394**	**17.471**	**25.553**	**1'31.445**	308,2	16:06'40.726
5	**21.942**	26.426	17.492	25.617	1'31.477	305,6	16:08'12.203
6	30.265	34.022	18.016	6'07.375	7'29.678P	294,8	16:15'41.881

23° 21 Z. ZAIDI [1'35.407]

Lap	Seg.1	Seg.2	Seg.3	Seg.4	Lap Time	km/h	Local Time
							16:00'10.246
1	34.067	28.840	19.024	27.303	1'49.234P		16:01'59.480
2	23.141	27.971	18.744	26.879	1'36.735	298,0	16:03'36.215
3	23.067	28.622	18.799	27.284	1'37.772	288,5	16:05'13.987
4	23.049	27.790	18.665	26.971	1'36.475	297,2	16:06'50.462
5	23.129	27.908	18.848	26.987	1'36.872	**303,0**	16:08'27.334
6	22.918	27.821	18.839	27.119	1'36.697	299,7	16:10'04.031
7	23.668	28.117	18.906	13'25.133	14'35.824P	294,8	16:24'39.855
8	36.858	28.346	18.829	27.209	1'51.242P		16:26'31.097
9	22.857	27.730	18.500	26.991	1'36.078	302,2	16:28'07.175
10	23.242	27.931	18.645	27.158	1'36.976	297,2	16:29'44.151

21/02/2025 P = Pits In/Out - C = Lap Time Cancelled

These data/results cannot be reproduced, stored and/or transmitted in whole or in part by any manner of electronic, mechanical, photocopying, recording, broadcasting or otherwise now known or herein after developed without the previous express consent by the copyright owner, except for reproduction in daily press and regular printed publications on sale to the public within 60 days of the event related to those data/results and always provided that copyright symbol appears together as follows below.
© DORNA WSBK ORGANIZATION Srl 2025

PIRELLI
SBK TISSOT OFFICIAL TIMEKEEPER

FIM SUPERBIKE WORLD CHAMPIONSHIP

2.5

WorldSBK
102/01

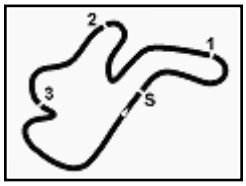

Phillip Island 4.445 m

Australian Round, 21–23 February 2025
Chronological Analysis Free Practice 2nd Session

11	22.801	27.860	18.588	26.884	1'36.133	299,7	16:31'20.284
12	22.775	27.463	18.480	26.875	1'35.593	297,2	16:32'55.877
13	**22.687**	**27.420**	18.445	26.855	**1'35.407**	296,4	16:34'31.284
14	22.692	27.427	**18.444**	26.966	1'35.529	298,8	16:36'06.813
15	23.159	28.970	18.947	2'59.176	4'10.252P	295,6	16:40'17.065
16	38.360	28.655	18.822	27.128	1'52.965P		16:42'10.030
17	23.094	27.780	18.752	**26.835**	1'36.461	298,8	16:43'46.491
18	22.898	27.663	18.522	27.017	1'36.100	299,7	16:45'22.591

21/02/2025 P = Pits In/Out - C = Lap Time Cancelled

These data/results cannot be reproduced, stored and/or transmitted in whole or in part by any manner of electronic, mechanical, photocopying, recording, broadcasting or otherwise now known or herein after developed without the previous express consent by the copyright owner, except for reproduction in daily press and regular printed publications on sale to the public within 60 days of the event related to those data/results and always provided that copyright symbol appears together as follows below.
© DORNA WSBK ORGANIZATION Srl 2025

PIRELLI
SBK TISSOT OFFICIAL TIMEKEEPER