

No.	Rider	Nat	Team	Bike	Time	Gap	Rel.	Laps	Speed	
									Avg	Max
1	11 N. BULEGA	ITA	Aruba.it Racing - Ducati	Ducati Panigale V4R	1'28.903			13	179,994	325,8
2	1 T. RAZGATLIOGLU	TUR	ROKIT BMW Motorrad WorldSBK Team	BMW M1000RR	1'29.106	0.203	0.203	9	179,584	326,8
3	19 A. BAUTISTA	ESP	Aruba.it Racing - Ducati	Ducati Panigale V4R	1'29.128	0.225	0.022	10	179,540	323,9
4	9 D. PETRUCCI	ITA	Barni Spark Racing Team	Ducati Panigale V4R	1'29.226	0.323	0.098	11	179,342	322,0
5	29 A. IANNONE	ITA	Team Pata Go Eleven	Ducati Panigale V4R	1'29.308	0.405	0.082	11	179,178	327,8
6	22 A. LOWES	GBR	bimota by Kawasaki Racing Team	bimota KB998 Rimini	1'29.371	0.468	0.063	12	179,051	316,3
7	14 S. LOWES	GBR	ELF Marc VDS Racing Team	Ducati Panigale V4R	1'29.412	0.509	0.041	11	178,969	319,1
8	45 S. REDDING	GBR	MGM BONDVO Racing	Ducati Panigale V4R	1'29.500	0.597	0.088	13	178,793	326,8
9	87 R. GARDNER	AUS	GYTR GRT Yamaha WorldSBK Team	Yamaha YZF R1	1'29.565	0.662	0.065	9	178,664	317,2
10	47 A. BASSANI	ITA	bimota by Kawasaki Racing Team	bimota KB998 Rimini	1'29.581	0.678	0.016	11	178,632	320,1
11	5 Y. MONTELLA	ITA	Barni Spark Racing Team	Ducati Panigale V4R	1'29.686	0.783	0.105	11	178,422	322,9
12	55 A. LOCATELLI	ITA	Pata Maxus Yamaha	Yamaha YZF R1	1'29.982	1.079	0.296	10	177,836	320,1
13	97 X. VIERGE	ESP	Honda HRC	Honda CBR1000 RR-R	1'30.011	1.108	0.029	6	177,778	323,9
14	60 M. VAN DER MARK	NED	ROKIT BMW Motorrad WorldSBK Team	BMW M1000RR	1'30.155	1.252	0.144	13	177,494	323,9
15	7 I. LECUONA	ESP	Honda HRC	Honda CBR1000 RR-R	1'30.196	1.293	0.041	12	177,414	320,1
16	77 D. AEGERTER	SUI	GYTR GRT Yamaha WorldSBK Team	Yamaha YZF R1	1'30.215	1.312	0.019	10	177,376	319,1
17	17 R. VICKERS	GBR	Motocorsa Racing	Ducati Panigale V4R	1'30.237	1.334	0.022	8	177,333	323,9
18	31 G. GERLOFF	USA	Kawasaki WorldSBK Team	Kawasaki ZX-10RR	1'30.470	1.567	0.233	13	176,876	322,0
19	53 T. RABAT	ESP	Yamaha Motoxrcing WorldSBK Team	Yamaha YZF R1	1'30.741	1.838	0.271	11	176,348	315,4
20	49 T. NAGASHIMA	JPN	Honda HRC	Honda CBR1000 RR-R	1'30.825	1.922	0.084	11	176,185	316,3
21	95 T. MACKENZIE	GBR	PETRONAS MIE Honda Racing Team	Honda CBR1000 RR-R	1'30.900	1.997	0.075	10	176,040	314,5
22	99 B. SOFUOGLU	TUR	Yamaha Motoxrcing WorldSBK Team	Yamaha YZF R1	1'30.915	2.012	0.015	11	176,011	314,5
Out 105% in this Session										
23	21 Z. ZAIDI	MAS	PETRONAS MIE Honda Racing Team	Honda CBR1000 RR-R	1'34.679	5.776	3.764	11	169,013	312,7

Qualifying Lap Time [105% of 1'28.903]: 1'33.349

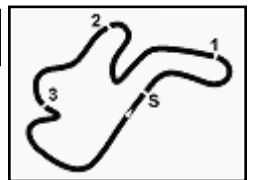
AIR	Humidity:	46%	Temp:	27°C
TRACK	Condition:	Dry	Temp:	24°C

Records	Pole	[SP]	2024 N.Bulega	1'27.916	182,010	Km/h
	Race	[RC1]	2024 N.Bulega	1'28.564	180,680	Km/h
	All Times	[SP]	2024 N.Bulega	1'27.916	182,010	Km/h

Start 22/02/2025 10:00 End 10:24 The results are provisional until the end of the time limit for protests and appeals and the completion of the technical checks.

These data/results cannot be reproduced, stored and/or transmitted in whole or in part by any manner of electronic, mechanical, photocopying, recording, broadcasting or otherwise now known or herein after developed without the previous express consent by the copyright owner, except for reproduction in daily press and regular printed publications on sale to the public within 60 days of the event related to those data/results and always provided that copyright symbol appears together as follows below.

© DORNA WSBK ORGANIZATION Srl 2025



Session Highlights

Local Time	No. Rider	Description
09.06.11		Official Ambient Air Temperature 24.4°C - Humidity 56% - Atmospheric Pressure 1017.2mbar - Fuel flow limit 46.9kg/h
09.06.21		Calculated Abs Real Pressure 1011.6mbar
10.00.00		Start of Session
10.01.52		WorldSBK Pit Intervention Time: 1min 3secs
10.05.30	99 B. SOFUOGLU	#99 On the Gravel - Turn 2
10.05.52	99 B. SOFUOGLU	#99 Rejoined
10.13.40	17 R. VICKERS	#17 Crashed - Turn 8
10.17.45	97 X. VIERGE	#97 Technical Problem - Pit Exit
10.18.41	55 A. LOCATELLI	#55 Lap Time Cancelled [1'50.629] - Yellow Flag - Turn 8
10.18.46	29 A. IANNONE	#29 Lap Time Cancelled [2'24.385] - Yellow Flag - Turn 8
10.18.51	9 D. PETRUCCI	#9 Lap Time Cancelled [3'46.927] - Yellow Flag - Turn 8
10.18.56	5 Y. MONTELLA	#5 Lap Time Cancelled [1'42.144] - Yellow Flag - Turn 8
10.19.01	99 B. SOFUOGLU	#99 Lap Time Cancelled [1'41.005] - Yellow Flag - Turn 8
10.19.06	87 R. GARDNER	#87 Lap Time Cancelled [2'05.897] - Yellow Flag - Turn 8
10.19.11	31 G. GERLOFF	#31 Lap Time Cancelled [1'30.622] - Yellow Flag - Turn 8
10.19.16	45 S. REDDING	#45 Lap Time Cancelled [1'29.866] - Yellow Flag - Turn 8
10.19.21	7 I. LECUONA	#7 Lap Time Cancelled [1'30.287] - Yellow Flag - Turn 8
10.19.26	11 N. BULEGA	#11 Lap Time Cancelled [1'29.123] - Yellow Flag - Turn 8
10.19.31	53 T. RABAT	#53 Lap Time Cancelled [1'41.032] - Yellow Flag - Turn 8
10.19.36	47 A. BASSANI	#47 Lap Time Cancelled [1'44.378] - Yellow Flag - Turn 8
10.19.41	60 M. VAN DER MARK	#60 Lap Time Cancelled [1'41.341] - Yellow Flag - Turn 8
10.19.46	77 D. AEGERTER	#77 Lap Time Cancelled [1'53.192] - Yellow Flag - Turn 8
10.19.51	22 A. LOWES	#22 Lap Time Cancelled [1'41.060] - Yellow Flag - Turn 8
10.19.56	49 T. NAGASHIMA	#49 Lap Time Cancelled [1'48.841] - Yellow Flag - Turn 8
10.20.01	21 Z. ZAIDI	#21 Lap Time Cancelled [1'35.070] - Yellow Flag - Turn 8
10.20.06	19 A. BAUTISTA	#19 Lap Time Cancelled [1'44.461] - Yellow Flag - Turn 8
10.20.11	55 A. LOCATELLI	#55 Lap Time Cancelled [1'31.642] - Yellow Flag - Turn 8
10.21.25	17 R. VICKERS	#17 Medical Centre
10.23.33	31 G. GERLOFF	#31 Technical Problem - Turn 9
10.24.11		End of Session

Fastest Laps Sequence

No.	Rider	Nat	Team	Bike	Local Time	Time	Gap	Avg
14	S. LOWES	GBR	ELF Marc VDS Racing Team	Ducati Panigale V4R	10:03'16.157	1'30.474		176,868
29	A. IANNONE	ITA	Team Pata Go Eleven	Ducati Panigale V4R	10:03'20.342	1'30.106	-0.368	177,591
45	S. REDDING	GBR	MGM BONDVO Racing	Ducati Panigale V4R	10:03'20.726	1'29.872	-0.234	178,053
11	N. BULEGA	ITA	Aruba.it Racing - Ducati	Ducati Panigale V4R	10:04'38.709	1'28.936	-0.936	179,927
11	N. BULEGA	ITA	Aruba.it Racing - Ducati	Ducati Panigale V4R	10:07'36.664	1'28.903	-0.033	179,994

22/02/2025 Start 10:00 End 10:24 The results are provisional until the end of the time limit for protests and appeals and the completion of the technical checks.

These data/results cannot be reproduced, stored and/or transmitted in whole or in part by any manner of electronic, mechanical, photocopying, recording, broadcasting or otherwise now known or herein after developed without the previous express consent by the copyright owner, except for reproduction in daily press and regular printed publications on sale to the public within 60 days of the event related to those data/results and always provided that copyright symbol appears together as follows below.

© DORNA WSBK ORGANIZATION Srl 2025

Australian Round, 21-23 February 2025

Free Practices Combined Results

No.	Rider	Nat	Team	Bike	FP1	FP2	FP3	Time	Gap	Rel.	Avg	LL
1	11 N. BULEGA	ITA	Aruba.it Racing - Ducati	Ducati Panigale V4R	1'28.922	1'28.790	1'28.903	1'28.790			180,223	49
2	1 T. RAZGATLIOGLU	TUR	ROKiT BMW Motorrad WorldSBK Team	BMW M1000RR	1'29.779	1'29.599	1'29.106	1'29.106	0.316	0.316	179,584	38
3	19 A. BAUTISTA	ESP	Aruba.it Racing - Ducati	Ducati Panigale V4R	1'29.515	1'29.610	1'29.128	1'29.128	0.338	0.022	179,540	53
4	29 A. IANNONE	ITA	Team Pata Go Eleven	Ducati Panigale V4R	1'29.289	1'29.196	1'29.308	1'29.196	0.406	0.068	179,403	45
5	9 D. PETRUCCI	ITA	Barni Spark Racing Team	Ducati Panigale V4R	1'29.584	1'29.604	1'29.226	1'29.226	0.436	0.030	179,342	47
6	22 A. LOWES	GBR	bimota by Kawasaki Racing Team	bimota KB998 Rimini	1'29.837	1'29.880	1'29.371	1'29.371	0.581	0.145	179,051	52
7	14 S. LOWES	GBR	ELF Marc VDS Racing Team	Ducati Panigale V4R	1'29.929	1'29.799	1'29.412	1'29.412	0.622	0.041	178,969	51
8	45 S. REDDING	GBR	MGM BONDVO Racing	Ducati Panigale V4R	1'30.429	1'30.026	1'29.500	1'29.500	0.710	0.088	178,793	36
9	87 R. GARDNER	AUS	GYTR GRT Yamaha WorldSBK Team	Yamaha YZF R1	1'30.553	1'30.299	1'29.565	1'29.565	0.775	0.065	178,664	42
10	47 A. BASSANI	ITA	bimota by Kawasaki Racing Team	bimota KB998 Rimini	1'29.916	1'30.117	1'29.581	1'29.581	0.791	0.016	178,632	42
11	5 Y. MONTELLA	ITA	Barni Spark Racing Team	Ducati Panigale V4R	1'30.289	1'29.815	1'29.686	1'29.686	0.896	0.105	178,422	57
12	77 D. AEGERTER	SUI	GYTR GRT Yamaha WorldSBK Team	Yamaha YZF R1	1'29.739	1'30.676	1'30.215	1'29.739	0.949	0.053	178,317	51
13	55 A. LOCATELLI	ITA	Pata Maxus Yamaha	Yamaha YZF R1	1'29.849	1'30.105	1'29.982	1'29.849	1.059	0.110	178,099	47
14	97 X. VIERGE	ESP	Honda HRC	Honda CBR1000 RR-R	1'30.381	1'30.205	1'30.011	1'30.011	1.221	0.162	177,778	45
15	60 M. VAN DER MARK	NED	ROKiT BMW Motorrad WorldSBK Team	BMW M1000RR	1'30.132	1'30.059	1'30.155	1'30.059	1.269	0.048	177,684	50
16	17 R. VICKERS	GBR	Motocorsa Racing	Ducati Panigale V4R	1'30.560	1'30.169	1'30.237	1'30.169	1.379	0.110	177,467	41
17	31 G. GERLOFF	USA	Kawasaki WorldSBK Team	Kawasaki ZX-10RR	1'30.395	1'30.193	1'30.470	1'30.193	1.403	0.024	177,420	58
18	7 I. LECUONA	ESP	Honda HRC	Honda CBR1000 RR-R	1'31.151	1'30.676	1'30.196	1'30.196	1.406	0.003	177,414	49
19	53 T. RABAT	ESP	Yamaha Motoxrcing WorldSBK Team	Yamaha YZF R1	1'30.978	1'31.303	1'30.741	1'30.741	1.951	0.545	176,348	41
20	49 T. NAGASHIMA	JPN	Honda HRC	Honda CBR1000 RR-R	1'31.017	1'31.042	1'30.825	1'30.825	2.035	0.084	176,185	49
21	95 T. MACKENZIE	GBR	PETRONAS MIE Honda Racing Team	Honda CBR1000 RR-R	1'31.459	1'31.445	1'30.900	1'30.900	2.110	0.075	176,040	27
22	99 B. SOFUOGLU	TUR	Yamaha Motoxrcing WorldSBK Team	Yamaha YZF R1	1'31.088	1'31.235	1'30.915	1'30.915	2.125	0.015	176,011	43
23	21 Z. ZAIDI	MAS	PETRONAS MIE Honda Racing Team	Honda CBR1000 RR-R	1'37.039	1'35.407	1'34.679	1'34.679	5.889	3.764	169,013	46

22/02/2025

These data/results cannot be reproduced, stored and/or transmitted in whole or in part by any manner of electronic, mechanical, photocopying, recording, broadcasting or otherwise now known or herein after developed without the previous express consent by the copyright owner, except for reproduction in daily press and regular printed publications on sale to the public within 60 days of the event related to those data/results and always provided that copyright symbol appears together as follows below.

© DORNA WSBK ORGANIZATION Srl 2025

Australian Round, 21-23 February 2025

Best Sectors & Speed Free Practice 3rd Session

BEST LAP		
1	11 N. BULEGA	Ducati Panigale V4R 1'28.903
2	1 T. RAZGATLIOGLU	BMW M1000RR 1'29.106
3	19 A. BAUTISTA	Ducati Panigale V4R 1'29.128
4	9 D. PETRUCCI	Ducati Panigale V4R 1'29.226
5	29 A. IANNONE	Ducati Panigale V4R 1'29.308
6	22 A. LOWES	bimota KB998 Rimini 1'29.371
7	14 S. LOWES	Ducati Panigale V4R 1'29.412
8	45 S. REDDING	Ducati Panigale V4R 1'29.500
9	87 R. GARDNER	Yamaha YZF R1 1'29.565
10	47 A. BASSANI	bimota KB998 Rimini 1'29.581
11	5 Y. MONTELLA	Ducati Panigale V4R 1'29.686
12	55 A. LOCATELLI	Yamaha YZF R1 1'29.982
13	97 X. VIERGE	Honda CBR1000 RR-R 1'30.011
14	60 M. VAN DER MARK	BMW M1000RR 1'30.155
15	7 I. LECUONA	Honda CBR1000 RR-R 1'30.196
16	77 D. AEGERTER	Yamaha YZF R1 1'30.215
17	17 R. VICKERS	Ducati Panigale V4R 1'30.237
18	31 G. GERLOFF	Kawasaki ZX-10RR 1'30.470
19	53 T. RABAT	Yamaha YZF R1 1'30.741
20	49 T. NAGASHIMA	Honda CBR1000 RR-R 1'30.825
21	95 T. MACKENZIE	Honda CBR1000 RR-R 1'30.900
22	99 B. SOFUOGLU	Yamaha YZF R1 1'30.915
23	21 Z. ZAIDI	Honda CBR1000 RR-R 1'34.679

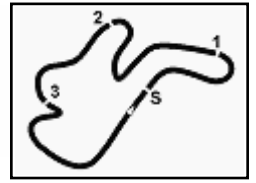
SPEED		
1	29 A. IANNONE	Ducati Panigale V4R 327,8
2	1 T. RAZGATLIOGLU	BMW M1000RR 326,8
3	45 S. REDDING	Ducati Panigale V4R 326,8
4	11 N. BULEGA	Ducati Panigale V4R 325,8
5	60 M. VAN DER MARK	BMW M1000RR 323,9
6	19 A. BAUTISTA	Ducati Panigale V4R 323,9
7	17 R. VICKERS	Ducati Panigale V4R 323,9
8	97 X. VIERGE	Honda CBR1000 RR-R 323,9
9	5 Y. MONTELLA	Ducati Panigale V4R 322,9
10	31 G. GERLOFF	Kawasaki ZX-10RR 322,0
11	9 D. PETRUCCI	Ducati Panigale V4R 322,0
12	55 A. LOCATELLI	Yamaha YZF R1 320,1
13	7 I. LECUONA	Honda CBR1000 RR-R 320,1
14	47 A. BASSANI	bimota KB998 Rimini 320,1
15	77 D. AEGERTER	Yamaha YZF R1 319,1
16	14 S. LOWES	Ducati Panigale V4R 319,1
17	87 R. GARDNER	Yamaha YZF R1 317,2
18	22 A. LOWES	bimota KB998 Rimini 316,3
19	49 T. NAGASHIMA	Honda CBR1000 RR-R 316,3
20	53 T. RABAT	Yamaha YZF R1 315,4
21	99 B. SOFUOGLU	Yamaha YZF R1 314,5
22	95 T. MACKENZIE	Honda CBR1000 RR-R 314,5
23	21 Z. ZAIDI	Honda CBR1000 RR-R 312,7

SEG. 1		SEG. 2		SEG. 3		SEG. 4	
1	11 N. BULEGA 21.243	1	11 N. BULEGA 25.626	1	22 A. LOWES 16.933	1	11 N. BULEGA 24.752
2	9 D. PETRUCCI 21.288	2	29 A. IANNONE 25.722	2	11 N. BULEGA 16.940	2	1 T. RAZGATLIOGLU 24.797
3	87 R. GARDNER 21.338	3	9 D. PETRUCCI 25.746	3	19 A. BAUTISTA 17.007	3	19 A. BAUTISTA 24.933
4	22 A. LOWES 21.342	4	1 T. RAZGATLIOGLU 25.757	4	29 A. IANNONE 17.035	4	29 A. IANNONE 24.972
5	1 T. RAZGATLIOGLU 21.364	5	19 A. BAUTISTA 25.783	5	47 A. BASSANI 17.061	5	14 S. LOWES 25.026
6	29 A. IANNONE 21.374	6	14 S. LOWES 25.882	6	1 T. RAZGATLIOGLU 17.076	6	97 X. VIERGE 25.041
7	19 A. BAUTISTA 21.389	7	45 S. REDDING 25.888	7	14 S. LOWES 17.091	7	45 S. REDDING 25.050
8	14 S. LOWES 21.413	8	22 A. LOWES 25.901	8	45 S. REDDING 17.092	8	5 Y. MONTELLA 25.050
9	45 S. REDDING 21.429	9	47 A. BASSANI 25.917	9	9 D. PETRUCCI 17.095	9	47 A. BASSANI 25.055
10	47 A. BASSANI 21.470	10	87 R. GARDNER 25.930	10	55 A. LOCATELLI 17.097	10	9 D. PETRUCCI 25.071
11	77 D. AEGERTER 21.496	11	17 R. VICKERS 25.945	11	5 Y. MONTELLA 17.123	11	87 R. GARDNER 25.142
12	60 M. VAN DER MARK 21.499	12	5 Y. MONTELLA 25.969	12	87 R. GARDNER 17.143	12	22 A. LOWES 25.162
13	31 G. GERLOFF 21.502	13	55 A. LOCATELLI 25.975	13	77 D. AEGERTER 17.167	13	55 A. LOCATELLI 25.188
14	5 Y. MONTELLA 21.515	14	7 I. LECUONA 25.988	14	97 X. VIERGE 17.183	14	17 R. VICKERS 25.193
15	55 A. LOCATELLI 21.571	15	60 M. VAN DER MARK 26.016	15	60 M. VAN DER MARK 17.213	15	7 I. LECUONA 25.213
16	97 X. VIERGE 21.639	16	97 X. VIERGE 26.069	16	7 I. LECUONA 17.217	16	60 M. VAN DER MARK 25.213
17	7 I. LECUONA 21.654	17	31 G. GERLOFF 26.121	17	99 B. SOFUOGLU 17.300	17	31 G. GERLOFF 25.237
18	17 R. VICKERS 21.670	18	53 T. RABAT 26.164	18	31 G. GERLOFF 17.336	18	53 T. RABAT 25.274
19	53 T. RABAT 21.682	19	49 T. NAGASHIMA 26.193	19	17 R. VICKERS 17.355	19	77 D. AEGERTER 25.299
20	99 B. SOFUOGLU 21.706	20	99 B. SOFUOGLU 26.209	20	49 T. NAGASHIMA 17.374	20	95 T. MACKENZIE 25.314
21	49 T. NAGASHIMA 21.757	21	77 D. AEGERTER 26.233	21	53 T. RABAT 17.428	21	49 T. NAGASHIMA 25.409
22	95 T. MACKENZIE 21.771	22	95 T. MACKENZIE 26.277	22	95 T. MACKENZIE 17.446	22	99 B. SOFUOGLU 25.503
23	21 Z. ZAIDI 22.526	23	21 Z. ZAIDI 27.109	23	21 Z. ZAIDI 18.132	23	21 Z. ZAIDI 26.390

22/02/2025

These data/results cannot be reproduced, stored and/or transmitted in whole or in part by any manner of electronic, mechanical, photocopying, recording, broadcasting or otherwise now known or herein after developed without the previous express consent by the copyright owner, except for reproduction in daily press and regular printed publications on sale to the public within 60 days of the event related to those data/results and always provided that copyright symbol appears together as follows below.

© DORNA WSBK ORGANIZATION Srl 2025



Phillip Island 4.445 m

Australian Round, 21-23 February 2025

Ideal Times Free Practice 3rd Session

No.	Rider	Nat	Bike	Seg. 1	Seg. 2	Seg. 3	Seg. 4	Ideal Time		
				Diff. 1	Diff. 2	Diff. 3	Diff. 4	Best Lap	Pos.	Diff.
1	11 N. BULEGA	ITA	Ducati Panigale V4R	21.243 +0.049	25.626 +0.067	16.940 +0.175	24.752 +0.051	1'28.561 1'28.903	1	0.342
2	1 T. RAZGATLIOGLU	TUR	BMW M1000RR	21.364 +0.089	25.757 +0.023	17.076	24.797	1'28.994 1'29.106	2	0.112
3	29 A. IANNONE	ITA	Ducati Panigale V4R	21.374	25.722	17.035	24.972 +0.205	1'29.103 1'29.308	5	0.205
4	19 A. BAUTISTA	ESP	Ducati Panigale V4R	21.389	25.783 +0.010	17.007 +0.006	24.933	1'29.112 1'29.128	3	0.016
5	9 D. PETRUCCI	ITA	Ducati Panigale V4R	21.288	25.746	17.095 +0.026	25.071	1'29.200 1'29.226	4	0.026
6	22 A. LOWES	GBR	bimota KB998 Rimini	21.342 +0.033	25.901	16.933	25.162	1'29.338 1'29.371	6	0.033
7	14 S. LOWES	GBR	Ducati Panigale V4R	21.413	25.882	17.091	25.026	1'29.412 1'29.412	7	
8	45 S. REDDING	GBR	Ducati Panigale V4R	21.429	25.888	17.092	25.050 +0.041	1'29.459 1'29.500	8	0.041
9	47 A. BASSANI	ITA	bimota KB998 Rimini	21.470 +0.054	25.917	17.061 +0.024	25.055	1'29.503 1'29.581	10	0.078
10	87 R. GARDNER	AUS	Yamaha YZF R1	21.338	25.930	17.143	25.142 +0.012	1'29.553 1'29.565	9	0.012
11	5 Y. MONTELLA	ITA	Ducati Panigale V4R	21.515 +0.029	25.969	17.123	25.050	1'29.657 1'29.686	11	0.029
12	55 A. LOCATELLI	ITA	Yamaha YZF R1	21.571	25.975 +0.086	17.097 +0.065	25.188	1'29.831 1'29.982	12	0.151
13	97 X. VIERGE	ESP	Honda CBR1000 RR-R	21.639 +0.007	26.069 +0.072	17.183	25.041	1'29.932 1'30.011	13	0.079
14	60 M. VAN DER MARK	NED	BMW M1000RR	21.499 +0.050	26.016 +0.047	17.213 +0.020	25.213 +0.097	1'29.941 1'30.155	14	0.214
15	7 I. LECUONA	ESP	Honda CBR1000 RR-R	21.654	25.988 +0.124	17.217	25.213	1'30.072 1'30.196	15	0.124
16	17 R. VICKERS	GBR	Ducati Panigale V4R	21.670 +0.024	25.945	17.355 +0.050	25.193	1'30.163 1'30.237	17	0.074
17	77 D. AEGERTER	SUI	Yamaha YZF R1	21.496 +0.002	26.233	17.167	25.299 +0.018	1'30.195 1'30.215	16	0.020
18	31 G. GERLOFF	USA	Kawasaki ZX-10RR	21.502	26.121 +0.111	17.336 +0.090	25.237 +0.073	1'30.196 1'30.470	18	0.274
19	53 T. RABAT	ESP	Yamaha YZF R1	21.682 +0.038	26.164 +0.027	17.428	25.274 +0.128	1'30.548 1'30.741	19	0.193
20	99 B. SOFUOGLU	TUR	Yamaha YZF R1	21.706	26.209 +0.083	17.300	25.503 +0.114	1'30.718 1'30.915	22	0.197
21	49 T. NAGASHIMA	JPN	Honda CBR1000 RR-R	21.757	26.193	17.374	25.409 +0.092	1'30.733 1'30.825	20	0.092
22	95 T. MACKENZIE	GBR	Honda CBR1000 RR-R	21.771 +0.079	26.277	17.446 +0.013	25.314	1'30.808 1'30.900	21	0.092
23	21 Z. ZAIDI	MAS	Honda CBR1000 RR-R	22.526 +0.179	27.109 +0.270	18.132 +0.073	26.390	1'34.157 1'34.679	23	0.522
Overall Ideal Time				21.243	25.626	16.933	24.752	1'28.554		

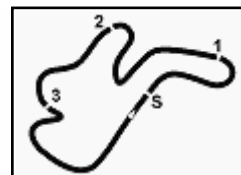
22/02/2025

These data/results cannot be reproduced, stored and/or transmitted in whole or in part by any manner of electronic, mechanical, photocopying, recording, broadcasting or otherwise now known or herein after developed without the previous express consent by the copyright owner, except for reproduction in daily press and regular printed publications on sale to the public within 60 days of the event related to those data/results and always provided that copyright symbol appears together as follows below.

© DORNA WSBK ORGANIZATION Srl 2025

FICR PERUGIA TIMING





Australian Round, 21-23 February 2025

Chronological Analysis Free Practice 3rd Session

Lap	Seg1	Seg2	Seg3	Seg4	Lap Time	km/h	Local Time
2	21.767	26.167	17.286	28.651	1'33.871	310,0	10:03'50.901
3	21.698	26.121	17.268	25.203	1'30.290	317,2	10:05'21.191
4	21.561	26.068	17.143	6'30.613	7'35.385P	317,2	10:12'56.576
5	51.957	28.487	19.074	26.379	2'05.897CP		10:15'02.473
6	21.338	25.930	17.143	25.154	1'29.565	315,4	10:16'32.038
7	24.710	26.793	17.269	25.346	1'34.118	315,4	10:18'06.156
8	21.621	25.992	17.214	25.142	1'29.969	316,3	10:19'36.125
9	21.692	26.679	17.286	25.347	1'31.004	315,4	10:21'07.129

10° 47 A. BASSANI [1'29.581]							
Lap	Seg1	Seg2	Seg3	Seg4	Lap Time	km/h	Local Time
1	33.777	28.107	17.843	26.228	1'45.955P		10:01'03.568
2	21.753	26.359	17.106	25.184	1'30.402	320,1	10:02'49.523
3	21.499	26.161	17.061	25.233	1'29.954	318,2	10:04'19.925
4	21.470	25.995	17.064	25.104	1'29.633	317,2	10:05'49.879
5	21.660	26.050	17.164	25.063	1'29.937	315,4	10:07'19.512
6	21.604	27.499	17.513	3'39.232	4'45.848P	319,1	10:08'49.449
7	33.319	26.414	18.615	26.030	1'44.378CP		10:13'35.297
8	21.518	25.961	17.210	25.184	1'29.873	312,7	10:15'19.675
9	21.483	25.929	17.067	25.141	1'29.620	314,5	10:16'49.548
10	23.583	30.559	18.612	26.947	1'39.701	310,0	10:18'19.168
11	21.524	25.917	17.085	25.055	1'29.581	310,9	10:19'58.869
							10:21'28.450

11° 5 Y. MONTELLA [1'29.686]							
Lap	Seg1	Seg2	Seg3	Seg4	Lap Time	km/h	Local Time
1	32.220	27.638	17.729	25.436	1'43.023P		10:01'12.893
2	21.669	26.407	17.256	25.247	1'30.579	322,0	10:01'55.916
3	21.595	26.371	17.322	25.116	1'30.404	322,9	10:03'26.495
4	22.406	26.477	17.255	25.254	1'31.392	322,9	10:04'56.899
5	21.737	26.383	17.343	25.383	1'30.846	321,0	10:06'28.291
6	21.652	26.369	18.400	4'07.319	5'13.740P	322,0	10:07'59.137
7	32.301	26.995	17.610	25.238	1'42.144CP		10:13'12.877
8	21.544	25.969	17.123	25.050	1'29.686	318,2	10:14'55.021
9	21.659	26.250	17.178	25.065	1'30.152	321,0	10:16'24.707
10	21.515	26.455	17.311	25.197	1'30.478	321,0	10:17'54.859
11	21.615	26.314	17.313	25.174	1'30.416	321,0	10:19'25.337
							10:20'55.753

12° 55 A. LOCATELLI [1'29.982]							
Lap	Seg1	Seg2	Seg3	Seg4	Lap Time	km/h	Local Time
1	35.803	34.234	18.620	25.909	1'54.566P		10:00'24.998
2	21.950	26.164	17.158	25.372	1'30.644	314,5	10:02'19.564
3	21.691	26.279	17.351	27.090	1'32.411	312,7	10:03'50.208
4	21.630	26.104	17.147	1'16.132	2'21.013P	320,1	10:05'22.619
5	32.595	26.305	17.325	3'36.773	4'52.998P		10:07'43.632
6	35.296	28.506	18.320	28.507	1'50.629CP		10:12'36.630
7	21.674	26.092	18.099	25.777	1'31.642C	311,8	10:14'27.259
8	22.041	26.039	17.212	25.464	1'30.756	313,6	10:15'58.901
9	21.571	26.061	17.162	25.188	1'29.982	315,4	10:17'29.657
10	21.691	25.975	17.097	25.247	1'30.010	314,5	10:18'59.639
							10:20'29.649

13° 97 X. VIERGE [1'30.011]							
Lap	Seg1	Seg2	Seg3	Seg4	Lap Time	km/h	Local Time
1	40.301	28.504	18.156	26.985	1'53.946P		10:00'36.689
2	21.646	26.141	17.183	25.041	1'30.011	318,2	10:02'30.635
3	21.672	26.069	17.301	25.161	1'30.203	315,4	10:04'00.646
4	21.639	26.214	17.289	25.243	1'30.385	323,9	10:05'30.849
5	24.960	28.400	17.660	25.833	1'36.853	319,1	10:07'01.234
6	21.725	26.138	17.437	4'56.311	6'01.611P	322,9	10:08'38.087
							10:14'39.698

14° 60 M. VAN DER MARK [1'30.155]							
Lap	Seg1	Seg2	Seg3	Seg4	Lap Time	km/h	Local Time
1	32.785	26.783	17.488	25.675	1'42.731P		10:00'08.313
2	21.629	26.230	17.426	25.424	1'30.709	323,9	10:01'51.044
3	21.629	26.304	17.213	25.213	1'30.359	320,1	10:03'21.753
4	21.549	26.063	17.233	25.310	1'30.155	315,4	10:04'52.112
5	21.542	26.098	17.249	25.350	1'30.239	314,5	10:06'22.267
6	21.607	26.145	17.344	25.298	1'30.394	312,7	10:07'52.506
7	24.210	26.859	17.436	25.477	1'33.982	311,8	10:09'22.900
8	21.617	26.155	17.343	25.831	1'30.946	310,9	10:10'56.882
9	21.600	26.016	17.340	25.483	1'30.439	309,1	10:12'27.828
10	23.886	29.056	19.800	28.599	1'41.341C	313,6	10:13'58.267
11	21.596	26.279	17.361	25.507	1'30.743	320,1	10:15'39.608
12	21.499	26.313	17.488	1'18.141	2'23.441P	321,0	10:17'10.351
13	33.794	26.335	17.415	25.430	1'42.974P		10:19'33.792
							10:21'16.766

15° 7 I. LECUONA [1'30.196]							
Lap	Seg1	Seg2	Seg3	Seg4	Lap Time	km/h	Local Time
1	35.317	28.915	18.266	27.736	1'50.234P		10:00'28.051
2	21.924	26.522	17.438	25.463	1'31.347	314,5	10:02'18.285
3	21.880	26.485	17.416	25.461	1'31.242	313,6	10:03'49.632
4	21.765	26.390	17.298	27.655	1'33.108	314,5	10:05'20.874
5	21.787	26.220	17.281	25.547	1'30.835	314,5	10:06'53.982
6	22.320	27.481	17.954	2'12.460	3'20.215P	313,6	10:08'24.817
7	34.553	31.785	17.420	25.271	1'49.029P		10:10'11'45.032
8	21.698	25.988	17.443	25.158	1'30.287C	319,1	10:13'34.061
9	21.654	26.112	17.217	25.213	1'30.196	318,2	10:15'04.348
10	21.675	26.222	17.312	25.397	1'30.606	320,1	10:16'34.544
11	21.714	26.260	17.421	25.357	1'30.752	316,3	10:18'05.150
12	21.791	27.774	17.419	25.546	1'32.530	314,5	10:19'35.902
							10:21'08.432

16° 77 D. AEGERTER [1'30.215]							
Lap	Seg1	Seg2	Seg3	Seg4	Lap Time	km/h	Local Time
1	32.987	30.375	18.146	28.250	1'49.758P		10:00'30.981
2	21.982	26.480	17.250	25.465	1'31.177	315,4	10:02'20.739
3	21.498	26.233	17.167	25.317	1'30.215	316,3	10:03'51.916
4	22.674	26.562	17.385	25.755	1'32.376	317,2	10:05'22.131
5	21.720	26.325	17.503	29.963	1'35.511	318,2	10:06'54.507
6	21.831	31.335	17.602	4'05.467	5'16.235P	315,4	10:08'30.018
7	38.865	29.046	19.717	25.564	1'53.192CP		10:13'46.253
8	21.496	26.419	17.222	25.299	1'30.436	318,2	10:15'39.445
9	21.703	26.430	17.433	1'19.019	2'24.585P	319,1	10:17'09.881
10	32.412	27.380	17.493	25.490	1'42.775P		10:19'34.466
							10:21'17.241

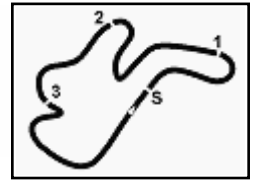
17° 17 R. VICKERS [1'30.237]							
Lap	Seg1	Seg2	Seg3	Seg4	Lap Time	km/h	Local Time
1	33.341	27.913	17.973	25.744	1'44.971P		10:00'09.564
2	22.043	26.324	17.549	25.356	1'31.272	316,3	10:01'54.535
3	21.800	26.602	17.355	25.676	1'31.433	317,2	10:03'25.807
4	22.272	26.439	17.414	25.225	1'31.350	323,9	10:04'57.240
5	21.806	26.190	17.356	25.273	1'30.625	322,0	10:06'28.590
6	21.687	26.400	18.757	25.371	1'32.215	320,1	10:07'59.215
7	22.868	26.519	17.513	25.297	1'32.197	318,2	10:09'31.430
8	21.694	25.945	17.405	25.193	1'30.237	316,3	10:11'03.627
							10:12'33.864

18° 31 G. GERLOFF [1'30.470]							
Lap	Seg1	Seg2	Seg3	Seg4	Lap Time	km/h	Local Time
1	32.541	27.482	17.766	25.613	1'43.402P		10:00'05.704
							10:01'49.106

22/02/2025 P = Pits In/Out - C = Lap Time Cancelled

These data/results cannot be reproduced, stored and/or transmitted in whole or in part by any manner of electronic, mechanical, photocopying, recording, broadcasting or otherwise now known or herein after developed without the previous express consent by the copyright owner, except for reproduction in daily press and regular printed publications on sale to the public within 60 days of the event related to those data/results and always provided that copyright symbol appears together as follows below.

© DORNA WSBK ORGANIZATION Srl 2025



Phillip Island 4.445 m

Australian Round, 21-23 February 2025

Chronological Analysis Free Practice 3rd Session

3 / 3

Lap	Seg1	Seg2	Seg3	Seg4	Lap Time	km/h	Local Time
2	21.823	26.485	17.450	25.459	1'31.217	316,3	10:03'20.323
3	22.161	26.438	17.372	1'17.421	2'23.392P	310,0	10:05'43.715
4	31.677	26.359	17.503	25.513	1'41.052P		10:07'24.767
5	25.469	26.626	17.796	25.447	1'35.338	317,2	10:09'00.105
6	21.502	26.232	17.426	25.310	1'30.470	321,0	10:10'30.575
7	21.777	26.191	17.432	25.356	1'30.756	317,2	10:12'01.331
8	22.206	26.445	17.373	25.400	1'31.424	315,4	10:13'32.755
9	21.619	26.121	17.646	25.236	1'30.622C	317,2	10:15'03.377
10	21.683	26.378	17.395	25.341	1'30.797	322,0	10:16'34.174
11	21.689	26.244	17.371	25.367	1'30.671	320,1	10:18'04.845
12	21.706	32.063	17.424	25.237	1'36.430	318,2	10:19'41.275
13	21.605	26.397	17.336	25.322	1'30.660	322,0	10:21'11.935

19° 53 T. RABAT [1'30.741]							
Lap	Seg1	Seg2	Seg3	Seg4	Lap Time	km/h	Local Time
1	32.548	27.766	17.801	25.942	1'44.057P		10:00'05.072
2	22.088	26.663	17.751	25.629	1'32.131	303,9	10:01'49.129
3	22.005	26.660	17.466	25.457	1'31.588	314,5	10:04'52.848
4	21.887	26.617	17.516	2'54.033	4'00.053P	315,4	10:08'52.901
5	32.931	28.177	17.602	25.529	1'44.239P		10:10'37.140
6	21.864	26.495	17.458	25.274	1'31.091	310,9	10:12'08.231
7	21.777	26.370	17.572	25.382	1'31.101	310,0	10:13'39.332
8	21.682	26.164	17.563	35.623	1'41.032C	310,9	10:15'20.364
9	21.720	26.191	17.428	25.402	1'30.741	312,7	10:16'51.105
10	21.898	29.069	24.230	29.890	1'45.087	311,8	10:18'36.192
11	21.843	26.303	17.482	25.333	1'30.961	312,7	10:20'07.153

20° 49 T. NAGASHIMA [1'30.825]							
Lap	Seg1	Seg2	Seg3	Seg4	Lap Time	km/h	Local Time
1	33.108	27.011	17.774	25.628	1'43.521P		10:00'18.966
2	27.766	28.152	17.725	25.977	1'39.620	312,7	10:02'02.487
3	21.948	26.404	17.477	25.551	1'31.380	313,6	10:05'13.487
4	22.269	26.352	17.503	25.409	1'31.533	311,8	10:06'45.020
5	21.794	26.407	17.531	25.700	1'31.432	310,9	10:08'16.452
6	21.829	26.266	17.597	25.526	1'31.218	313,6	10:09'47.670
7	23.381	28.176	18.994	3'03.035	4'13.586P	311,8	10:14'01.256
8	34.449	27.775	19.038	27.579	1'48.841CP		10:15'50.097
9	21.799	26.320	17.476	25.454	1'31.049	316,3	10:17'21.146
10	21.757	26.193	17.374	25.501	1'30.825	313,6	10:18'51.971
11	21.942	26.354	17.562	26.320	1'32.178	312,7	10:20'24.149

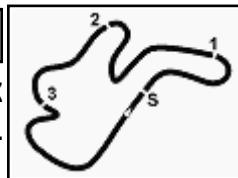
21° 95 T. MACKENZIE [1'30.900]							
Lap	Seg1	Seg2	Seg3	Seg4	Lap Time	km/h	Local Time
1	32.943	27.096	17.882	25.659	1'43.580P		10:00'19.439
2	22.148	26.753	17.755	25.936	1'32.592	308,2	10:03'35.611
3	26.554	28.976	17.551	25.454	1'38.535	308,2	10:05'14.146
4	21.926	26.392	17.446	25.406	1'31.170	310,9	10:06'45.316
5	21.771	26.396	17.508	25.504	1'31.179	312,7	10:08'16.495
6	23.391	29.997	18.690	5'09.948	6'22.026P	304,7	10:14'38.521
7	49.541	28.567	18.137	25.853	2'02.098P		10:16'40.619
8	22.231	26.623	17.596	25.730	1'32.180	314,5	10:18'12.799
9	31.765	27.822	17.690	26.620	1'43.897	310,9	10:19'56.696
10	21.850	26.277	17.459	25.314	1'30.900	310,0	10:21'27.596

22° 99 B. SOFUOGLU [1'30.915]							
Lap	Seg1	Seg2	Seg3	Seg4	Lap Time	km/h	Local Time
1	32.937	28.219	18.003	25.744	1'44.903P		10:00'05.255
2	22.002	26.683	17.355	25.577	1'31.617	314,5	10:03'21.775
3	22.077	26.394	17.327	25.522	1'31.320	306,5	10:04'53.095

22/02/2025 P = Pits In/Out - C = Lap Time Cancelled

These data/results cannot be reproduced, stored and/or transmitted in whole or in part by any manner of electronic, mechanical, photocopying, recording, broadcasting or otherwise now known or herein after developed without the previous express consent by the copyright owner, except for reproduction in daily press and regular printed publications on sale to the public within 60 days of the event related to those data/results and always provided that copyright symbol appears together as follows below.

© DORNA WSBK ORGANIZATION Srl 2025



Phillip Island 4.445 m

Australian Round, 21-23 February 2025

Best Laps & Speeds

No.	Rider Bike	Nat	Best Lap		FP1		FP2		FP3									
			LL	SPD	LL	SPD	LL	SPD	LL	SPD								
1	11 N. BULEGA Ducati Panigale V4R	ITA	1'28.790 49 325,8		1'28.922 12 315,4		1'28.790 24 318,2		1'28.903 13 325,8									
2	1 T. RAZGATLIOGLU BMW M1000RR	TUR	1'29.106 38 326,8		1'29.779 13 314,5		1'29.599 16 313,6		1'29.106 9 326,8									
3	19 A. BAUTISTA Ducati Panigale V4R	ESP	1'29.128 53 323,9		1'29.515 21 319,1		1'29.610 22 316,3		1'29.128 10 323,9									
4	29 A. IANNONE Ducati Panigale V4R	ITA	1'29.196 45 327,8		1'29.289 17 323,9		1'29.196 17 317,2		1'29.308 11 327,8									
5	9 D. PETRUCCI Ducati Panigale V4R	ITA	1'29.226 47 322,0		1'29.584 15 319,1		1'29.604 21 321,0		1'29.226 11 322,0									
6	22 A. LOWES bimota KB998 Rimini	GBR	1'29.371 52 316,3		1'29.837 19 309,1		1'29.880 21 309,1		1'29.371 12 316,3									
7	14 S. LOWES Ducati Panigale V4R	GBR	1'29.412 51 319,1		1'29.929 20 316,3		1'29.799 20 313,6		1'29.412 11 319,1									
8	45 S. REDDING Ducati Panigale V4R	GBR	1'29.500 36 326,8		1'30.429 11 310,0		1'30.026 12 312,7		1'29.500 13 326,8									
9	87 R. GARDNER Yamaha YZF R1	AUS	1'29.565 42 317,2		1'30.553 16 315,4		1'30.299 17 310,9		1'29.565 9 317,2									
10	47 A. BASSANI bimota KB998 Rimini	ITA	1'29.581 42 320,1		1'29.916 14 311,8		1'30.117 17 310,0		1'29.581 11 320,1									
11	5 Y. MONTELLA Ducati Panigale V4R	ITA	1'29.686 57 322,9		1'30.289 23 319,1		1'29.815 23 315,4		1'29.686 11 322,9									
12	77 D. AEGERTER Yamaha YZF R1	SUI	1'29.739 51 319,1		1'29.739 24 314,5		1'30.676 17 308,2		1'30.215 10 319,1									
13	55 A. LOCATELLI Yamaha YZF R1	ITA	1'29.849 47 320,1		1'29.849 17 319,1		1'30.105 20 311,8		1'29.982 10 320,1									
14	97 X. VIERGE Honda CBR1000 RR-R	ESP	1'30.011 45 323,9		1'30.381 18 316,3		1'30.205 21 315,4		1'30.011 6 323,9									
15	60 M. VAN DER MARK BMW M1000RR	NED	1'30.059 50 323,9		1'30.132 18 316,3		1'30.059 19 313,6		1'30.155 13 323,9									
16	17 R. VICKERS Ducati Panigale V4R	GBR	1'30.169 41 323,9		1'30.560 16 318,2		1'30.169 17 317,2		1'30.237 8 323,9									
17	31 G. GERLOFF Kawasaki ZX-10RR	USA	1'30.193 58 322,0		1'30.395 19 316,3		1'30.193 26 316,3		1'30.470 13 322,0									
18	7 I. LECUONA Honda CBR1000 RR-R	ESP	1'30.196 49 320,1		1'31.151 20 315,4		1'30.676 17 311,8		1'30.196 12 320,1									
19	53 T. RABAT Yamaha YZF R1	ESP	1'30.741 41 315,4		1'30.978 13 306,5		1'31.303 17 304,7		1'30.741 11 315,4									
20	49 T. NAGASHIMA Honda CBR1000 RR-R	JPN	1'30.825 49 316,3		1'31.017 20 316,3		1'31.042 18 311,8		1'30.825 11 316,3									
21	95 T. MACKENZIE Honda CBR1000 RR-R	GBR	1'30.900 27 314,5		1'31.459 11 306,5		1'31.445 6 310,9		1'30.900 10 314,5									
22	99 B. SOFUOGLU Yamaha YZF R1	TUR	1'30.915 43 314,5		1'31.088 15 313,6		1'31.235 17 308,2		1'30.915 11 314,5									
23	21 Z. ZAIDI Honda CBR1000 RR-R	MAS	1'34.679 46 312,7		1'37.039 17 301,3		1'35.407 18 303,0		1'34.679 11 312,7									

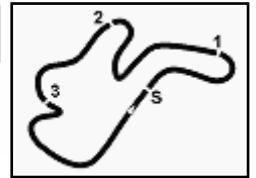
22/02/2025

These data/results cannot be reproduced, stored and/or transmitted in whole or in part by any manner of electronic, mechanical, photocopying, recording, broadcasting or otherwise now known or herein after developed without the previous express consent by the copyright owner, except for reproduction in daily press and regular printed publications on sale to the public within 60 days of the event related to those data/results and always provided that copyright symbol appears together as follows below.

© DORNA WSBK ORGANIZATION Srl 2025

FICR PERUGIA TIMING

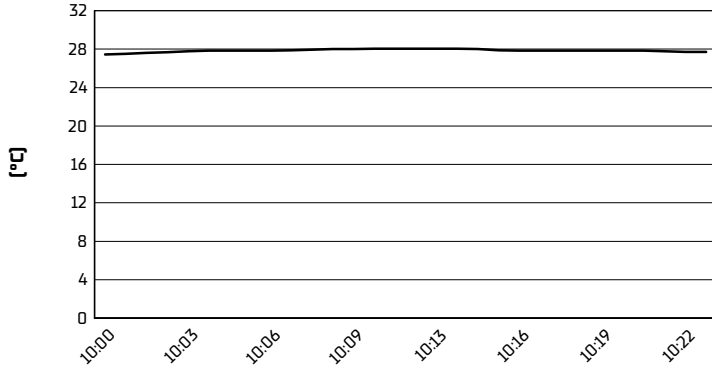




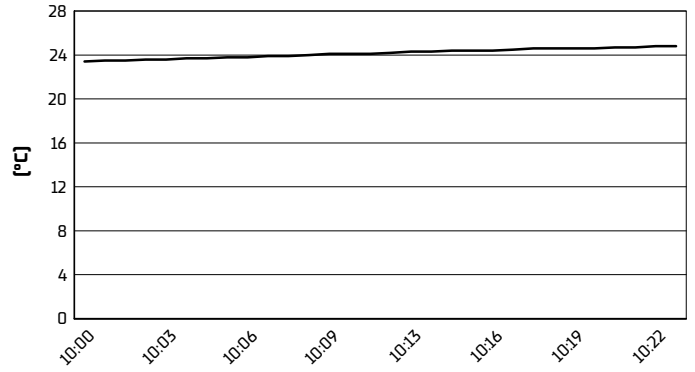
Phillip Island 4.445 m

Australian Round, 21-23 February 2025
Weather Report Free Practice 3rd Session
Session started 10:00 - Session ended 10:24

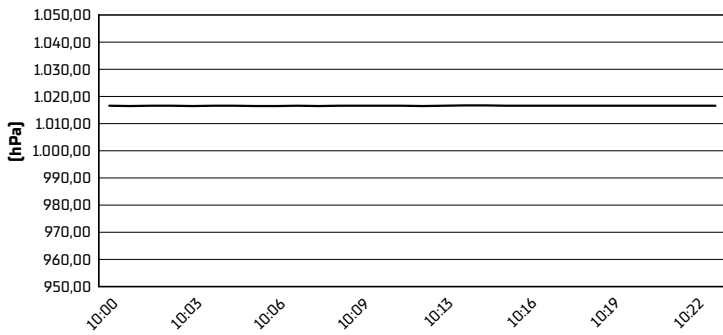
Air Temperature



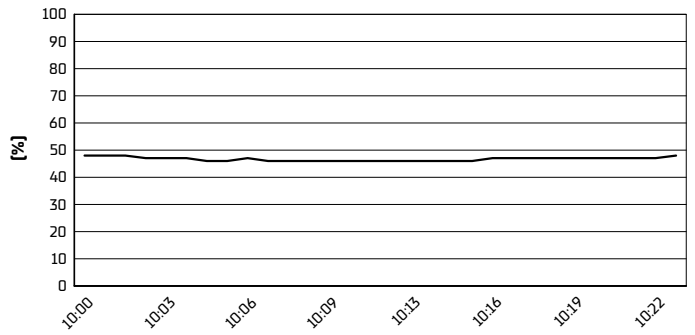
Track Temperature



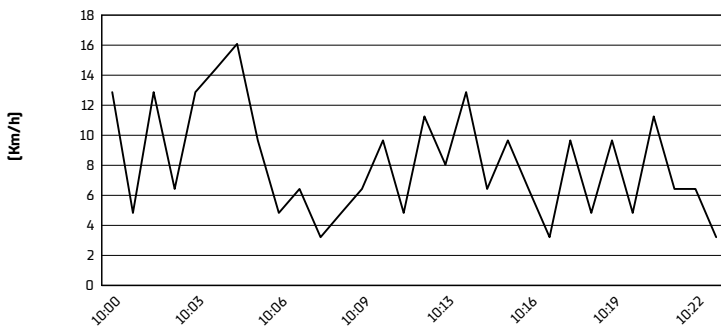
Air Pressure



Humidity



Wind Speed



Wind Direction



22/02/2025

These data/results cannot be reproduced, stored and/or transmitted in whole or in part by any manner of electronic, mechanical, photocopying, recording, broadcasting or otherwise now known or herein after developed without the previous express consent by the copyright owner, except for reproduction in daily press and regular printed publications on sale to the public within 60 days of the event related to those data/results and always provided that copyright symbol appears together as follows below.

© DORNA WSBK ORGANIZATION Srl 2025