

No.	Rider	Nat	Team	Bike	Time	Gap	Rel.	Laps	Speed	
									Avg	Max
1	11 N. BULEGA	ITA	Aruba.it Racing - Ducati	Ducati Panigale V4R	1'28.824			9	180,154	321,0
2	1 T. RAZGATLIOGLU	TUR	ROKIT BMW Motorrad WorldSBK Team	BMW M1000RR	1'28.918	0.094	0.094	8	179,964	324,9
3	29 A. IANNONE	ITA	Team Pata Go Eleven	Ducati Panigale V4R	1'29.266	0.442	0.348	9	179,262	324,9
4	19 A. BAUTISTA	ESP	Aruba.it Racing - Ducati	Ducati Panigale V4R	1'29.520	0.696	0.254	9	178,753	325,8
5	9 D. PETRUCCI	ITA	Barni Spark Racing Team	Ducati Panigale V4R	1'29.657	0.833	0.137	8	178,480	325,8
6	45 S. REDDING	GBR	MGM BONDVO Racing	Ducati Panigale V4R	1'29.679	0.855	0.022	9	178,436	324,9
7	60 M. VAN DER MARK	NED	ROKIT BMW Motorrad WorldSBK Team	BMW M1000RR	1'29.754	0.930	0.075	8	178,287	322,0
8	55 A. LOCATELLI	ITA	Pata Maxus Yamaha	Yamaha YZF R1	1'29.783	0.959	0.029	10	178,230	322,9
9	87 R. GARDNER	AUS	GYTR GRT Yamaha WorldSBK Team	Yamaha YZF R1	1'29.834	1.010	0.051	8	178,129	320,1
10	22 A. LOWES	GBR	bimota by Kawasaki Racing Team	bimota KB998 Rimini	1'29.859	1.035	0.025	9	178,079	319,1
11	14 S. LOWES	GBR	ELF Marc VDS Racing Team	Ducati Panigale V4R	1'29.870	1.046	0.011	8	178,057	322,0
12	97 X. VIERGE	ESP	Honda HRC	Honda CBR1000 RR-R	1'29.924	1.100	0.054	9	177,950	327,8
13	5 Y. MONTELLA	ITA	Barni Spark Racing Team	Ducati Panigale V4R	1'29.962	1.138	0.038	9	177,875	323,9
14	47 A. BASSANI	ITA	bimota by Kawasaki Racing Team	bimota KB998 Rimini	1'29.970	1.146	0.008	9	177,859	323,9
15	77 D. AEGERTER	SUI	GYTR GRT Yamaha WorldSBK Team	Yamaha YZF R1	1'30.099	1.275	0.129	9	177,605	320,1
16	17 R. VICKERS	GBR	Motocorsa Racing	Ducati Panigale V4R	1'30.292	1.468	0.193	9	177,225	322,9
17	31 G. GERLOFF	USA	Kawasaki WorldSBK Team	Kawasaki ZX-10RR	1'30.768	1.944	0.476	9	176,296	322,9
18	99 B. SOFUOGLU	TUR	Yamaha Motoxrcing WorldSBK Team	Yamaha YZF R1	1'30.901	2.077	0.133	10	176,038	316,3
19	49 T. NAGASHIMA	JPN	Honda HRC	Honda CBR1000 RR-R	1'30.989	2.165	0.088	10	175,867	322,0
20	53 T. RABAT	ESP	Yamaha Motoxrcing WorldSBK Team	Yamaha YZF R1	1'31.202	2.378	0.213	9	175,457	316,3
21	95 T. MACKENZIE	GBR	PETRONAS MIE Honda Racing Team	Honda CBR1000 RR-R	1'31.790	2.966	0.588	9	174,333	322,0
----- Not Qualified -----										
NQ	21 Z. ZAIDI	MAS	PETRONAS MIE Honda Racing Team	Honda CBR1000 RR-R	1'34.445	5.621	2.655	9	169,432	317,2
NQ	7 I. LECUONA	ESP	Honda HRC	Honda CBR1000 RR-R				1		318,2

Qualifying Lap Time (105% of 1'28.824): **1'33.266**

AIR	Humidity:	38%	Temp:	33°C
TRACK	Condition:	Dry	Temp:	33°C

Records	Pole	[SP]	2024 N.Bulega	1'27.916	182,010	Km/h
	Race	[RC1]	2024 N.Bulega	1'28.564	180,680	Km/h
	All Times	[SP]	2024 N.Bulega	1'27.916	182,010	Km/h

Start 22/02/2025 13:00 End 13:22 The results are provisional until the end of the time limit for protests and appeals and the completion of the technical checks.

These data/results cannot be reproduced, stored and/or transmitted in whole or in part by any manner of electronic, mechanical, photocopying, recording, broadcasting or otherwise now known or herein after developed without the previous express consent by the copyright owner, except for reproduction in daily press and regular printed publications on sale to the public within 60 days of the event related to those data/results and always provided that copyright symbol appears together as follows below.

© DORNA WSBK ORGANIZATION Srl 2025

Australian Round, 21-23 February 2025

Results Tissot Superpole

Session Highlights

Local Time	No. Rider	Description
12.00.00		Official Ambient Air Temperature 31.6°C - Humidity 42% - Atmospheric Pressure 1015.5mbar - Fuel flow limit 45.7kg/h
12.00.05		Calculated Abs Real Pressure 1010.1mbar
13.00.00		Start of Session
13.02.03	17 R. VICKERS	#17 Racelink GPS not working properly - it must be fixed before the race
13.03.33	7 I. LECUONA	#7 Crashed - Turn 9
13.04.12		RED FLAG
13.04.58	7 I. LECUONA	#7 Medical Centre
13.06.09	22 A. LOWES	#22 Lap Time Cancelled [1'31.218] - Yellow Flag - Turn 9
13.06.14	47 A. BASSANI	#47 Lap Time Cancelled [1'31.484] - Yellow Flag - Turn 9
13.06.19	55 A. LOCATELLI	#55 Lap Time Cancelled [1'31.552] - Yellow Flag - Turn 9
13.06.25	97 X. VIERGE	#97 Lap Time Cancelled [1'31.476] - Yellow Flag - Turn 9
13.06.29	87 R. GARDNER	#87 Lap Time Cancelled [1'31.599] - Yellow Flag - Turn 9
13.06.34	14 S. LOWES	#14 Lap Time Cancelled [1'33.120] - Yellow Flag - Turn 9
13.08.00		Session Restart
13.16.29	1 T. RAZGATLIOGLU	#1 On Asphalt - Rejoined - Turn 4
13.17.28	55 A. LOCATELLI	#55 On Asphalt - Rejoined - Turn 4
13.17.33	5 Y. MONTELLA	#5 On Asphalt - Rejoined - Turn 4
13.22.36		End of Session

Fastest Laps Sequence

No.	Rider	Nat	Team	Bike	Local Time	Time	Gap	Avg
5	Y. MONTELLA	ITA	Barni Spark Racing Team	Ducati Panigale V4R	13:03'25.872	1'30.232		177,343
22	A. LOWES	GBR	bimota by Kawasaki Racing Team	bimota KB998 Rimini	13:11'30.949	1'30.053	-0.179	177,695
19	A. BAUTISTA	ESP	Aruba.it Racing - Ducati	Ducati Panigale V4R	13:11'31.037	1'29.523	-0.530	178,747
11	N. BULEGA	ITA	Aruba.it Racing - Ducati	Ducati Panigale V4R	13:12'37.031	1'29.058	-0.465	179,681
11	N. BULEGA	ITA	Aruba.it Racing - Ducati	Ducati Panigale V4R	13:14'05.855	1'28.824	-0.234	180,154

22/02/2025 Start 13:00 End 13:22 The results are provisional until the end of the time limit for protests and appeals and the completion of the technical checks.

These data/results cannot be reproduced, stored and/or transmitted in whole or in part by any manner of electronic, mechanical, photocopying, recording, broadcasting or otherwise now known or herein after developed without the previous express consent by the copyright owner, except for reproduction in daily press and regular printed publications on sale to the public within 60 days of the event related to those data/results and always provided that copyright symbol appears together as follows below.

© DORNA WSBK ORGANIZATION Srl 2025

Australian Round, 21-23 February 2025

Best Sectors & Speed Tissot Superpole

BEST LAP		
1	11 N. BULEGA	Ducati Panigale V4R 1'28.824
2	1 T. RAZGATLIOGLU	BMW M1000RR 1'28.918
3	29 A. IANNONE	Ducati Panigale V4R 1'29.266
4	19 A. BAUTISTA	Ducati Panigale V4R 1'29.520
5	9 D. PETRUCCI	Ducati Panigale V4R 1'29.657
6	45 S. REDDING	Ducati Panigale V4R 1'29.679
7	60 M. VAN DER MARK	BMW M1000RR 1'29.754
8	55 A. LOCATELLI	Yamaha YZF R1 1'29.783
9	87 R. GARDNER	Yamaha YZF R1 1'29.834
10	22 A. LOWES	bimota KB998 Rimini 1'29.859
11	14 S. LOWES	Ducati Panigale V4R 1'29.870
12	97 X. VIERGE	Honda CBR1000 RR-R 1'29.924
13	5 Y. MONTELLA	Ducati Panigale V4R 1'29.962
14	47 A. BASSANI	bimota KB998 Rimini 1'29.970
15	77 D. AEGERTER	Yamaha YZF R1 1'30.099
16	17 R. VICKERS	Ducati Panigale V4R 1'30.292
17	31 G. GERLOFF	Kawasaki ZX-10RR 1'30.768
18	99 B. SOFUOGLU	Yamaha YZF R1 1'30.901
19	49 T. NAGASHIMA	Honda CBR1000 RR-R 1'30.989
20	53 T. RABAT	Yamaha YZF R1 1'31.202
21	95 T. MACKENZIE	Honda CBR1000 RR-R 1'31.790
22	21 Z. ZAIDI	Honda CBR1000 RR-R 1'34.445
23	7 I. LECUONA	Honda CBR1000 RR-R

SPEED		
1	97 X. VIERGE	Honda CBR1000 RR-R 327,8
2	9 D. PETRUCCI	Ducati Panigale V4R 325,8
3	19 A. BAUTISTA	Ducati Panigale V4R 325,8
4	29 A. IANNONE	Ducati Panigale V4R 324,9
5	45 S. REDDING	Ducati Panigale V4R 324,9
6	1 T. RAZGATLIOGLU	BMW M1000RR 324,9
7	47 A. BASSANI	bimota KB998 Rimini 323,9
8	5 Y. MONTELLA	Ducati Panigale V4R 323,9
9	55 A. LOCATELLI	Yamaha YZF R1 322,9
10	17 R. VICKERS	Ducati Panigale V4R 322,9
11	31 G. GERLOFF	Kawasaki ZX-10RR 322,9
12	49 T. NAGASHIMA	Honda CBR1000 RR-R 322,0
13	95 T. MACKENZIE	Honda CBR1000 RR-R 322,0
14	14 S. LOWES	Ducati Panigale V4R 322,0
15	60 M. VAN DER MARK	BMW M1000RR 322,0
16	11 N. BULEGA	Ducati Panigale V4R 321,0
17	87 R. GARDNER	Yamaha YZF R1 320,1
18	77 D. AEGERTER	Yamaha YZF R1 320,1
19	22 A. LOWES	bimota KB998 Rimini 319,1
20	7 I. LECUONA	Honda CBR1000 RR-R 318,2
21	21 Z. ZAIDI	Honda CBR1000 RR-R 317,2
22	99 B. SOFUOGLU	Yamaha YZF R1 316,3
23	53 T. RABAT	Yamaha YZF R1 316,3

SEG. 1	
1	11 N. BULEGA 21.270
2	29 A. IANNONE 21.283
3	19 A. BAUTISTA 21.290
4	9 D. PETRUCCI 21.304
5	77 D. AEGERTER 21.306
6	1 T. RAZGATLIOGLU 21.322
7	22 A. LOWES 21.372
8	14 S. LOWES 21.385
9	47 A. BASSANI 21.405
10	87 R. GARDNER 21.456
11	55 A. LOCATELLI 21.469
12	60 M. VAN DER MARK 21.471
13	45 S. REDDING 21.477
14	5 Y. MONTELLA 21.502
15	97 X. VIERGE 21.547
16	17 R. VICKERS 21.562
17	49 T. NAGASHIMA 21.628
18	31 G. GERLOFF 21.692
19	53 T. RABAT 21.741
20	7 I. LECUONA 21.823
21	95 T. MACKENZIE 21.895
22	99 B. SOFUOGLU 21.905
23	21 Z. ZAIDI 22.409

SEG. 2	
1	11 N. BULEGA 25.670
2	1 T. RAZGATLIOGLU 25.750
3	45 S. REDDING 25.857
4	9 D. PETRUCCI 25.896
5	60 M. VAN DER MARK 25.906
6	29 A. IANNONE 25.921
7	19 A. BAUTISTA 25.990
8	97 X. VIERGE 26.011
9	87 R. GARDNER 26.026
10	22 A. LOWES 26.037
11	55 A. LOCATELLI 26.063
12	47 A. BASSANI 26.117
13	14 S. LOWES 26.122
14	17 R. VICKERS 26.132
15	5 Y. MONTELLA 26.179
16	99 B. SOFUOGLU 26.299
17	77 D. AEGERTER 26.322
18	31 G. GERLOFF 26.332
19	49 T. NAGASHIMA 26.387
20	53 T. RABAT 26.439
21	7 I. LECUONA 26.440
22	95 T. MACKENZIE 26.578
23	21 Z. ZAIDI 27.310

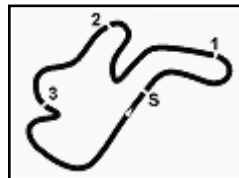
SEG. 3	
1	11 N. BULEGA 16.899
2	1 T. RAZGATLIOGLU 16.956
3	19 A. BAUTISTA 16.964
4	29 A. IANNONE 17.033
5	9 D. PETRUCCI 17.058
6	47 A. BASSANI 17.107
7	14 S. LOWES 17.125
8	5 Y. MONTELLA 17.128
9	87 R. GARDNER 17.130
10	55 A. LOCATELLI 17.132
11	22 A. LOWES 17.138
12	77 D. AEGERTER 17.177
13	45 S. REDDING 17.196
14	60 M. VAN DER MARK 17.205
15	97 X. VIERGE 17.217
16	31 G. GERLOFF 17.243
17	17 R. VICKERS 17.283
18	99 B. SOFUOGLU 17.295
19	53 T. RABAT 17.354
20	49 T. NAGASHIMA 17.412
21	95 T. MACKENZIE 17.608
22	21 Z. ZAIDI 18.175
23	7 I. LECUONA 18.463

SEG. 4	
1	29 A. IANNONE 24.786
2	11 N. BULEGA 24.887
3	1 T. RAZGATLIOGLU 24.890
4	19 A. BAUTISTA 24.925
5	55 A. LOCATELLI 25.001
6	9 D. PETRUCCI 25.064
7	5 Y. MONTELLA 25.080
8	14 S. LOWES 25.084
9	45 S. REDDING 25.085
10	22 A. LOWES 25.086
11	47 A. BASSANI 25.104
12	97 X. VIERGE 25.109
13	77 D. AEGERTER 25.146
14	60 M. VAN DER MARK 25.172
15	87 R. GARDNER 25.222
16	31 G. GERLOFF 25.231
17	17 R. VICKERS 25.267
18	53 T. RABAT 25.271
19	49 T. NAGASHIMA 25.295
20	99 B. SOFUOGLU 25.388
21	95 T. MACKENZIE 25.437
22	21 Z. ZAIDI 26.184
23	7 I. LECUONA 36.067

22/02/2025

These data/results cannot be reproduced, stored and/or transmitted in whole or in part by any manner of electronic, mechanical, photocopying, recording, broadcasting or otherwise now known or herein after developed without the previous express consent by the copyright owner, except for reproduction in daily press and regular printed publications on sale to the public within 60 days of the event related to those data/results and always provided that copyright symbol appears together as follows below.

© DORNA WSBK ORGANIZATION Srl 2025



Phillip Island 4.445 m

Australian Round, 21-23 February 2025

Ideal Times Tissot Superpole

No.	Rider	Nat	Bike	Seg. 1	Seg. 2	Seg. 3	Seg. 4	Ideal Time		
				Diff. 1	Diff. 2	Diff. 3	Diff. 4	Best Lap	Pos.	Diff.
1	11 N. BULEGA	ITA	Ducati Panigale V4R	21.270 +0.073	25.670 +0.016	16.899 +0.009	24.887	1'28.726 1'28.824	1	0.098
2	1 T. RAZGATLIOGLU	TUR	BMW M1000RR	21.322	25.750	16.956	24.890	1'28.918 1'28.918	2	
3	29 A. IANNONE	ITA	Ducati Panigale V4R	21.283 +0.015	25.921	17.033 +0.228	24.786	1'29.023 1'29.266	3	0.243
4	19 A. BAUTISTA	ESP	Ducati Panigale V4R	21.290 +0.209	25.990	16.964 +0.097	24.925 +0.045	1'29.169 1'29.520	4	0.351
5	9 D. PETRUCCI	ITA	Ducati Panigale V4R	21.304 +0.150	25.896 +0.109	17.058 +0.076	25.064	1'29.322 1'29.657	5	0.335
6	45 S. REDDING	GBR	Ducati Panigale V4R	21.477	25.857	17.196	25.085 +0.064	1'29.615 1'29.679	6	0.064
7	22 A. LOWES	GBR	bimota KB998 Rimini	21.372 +0.063	26.037 +0.086	17.138	25.086 +0.077	1'29.633 1'29.859	10	0.226
8	55 A. LOCATELLI	ITA	Yamaha YZF R1	21.469 +0.097	26.063 +0.021	17.132	25.001	1'29.665 1'29.783	8	0.118
9	14 S. LOWES	GBR	Ducati Panigale V4R	21.385 +0.020	26.122 +0.004	17.125 +0.130	25.084	1'29.716 1'29.870	11	0.154
10	47 A. BASSANI	ITA	bimota KB998 Rimini	21.405	26.117	17.107 +0.068	25.104 +0.169	1'29.733 1'29.970	14	0.237
11	60 M. VAN DER MARK	NED	BMW M1000RR	21.471	25.906	17.205	25.172	1'29.754 1'29.754	7	
12	87 R. GARDNER	AUS	Yamaha YZF R1	21.456	26.026	17.130	25.222	1'29.834 1'29.834	9	
13	97 X. VIERGE	ESP	Honda CBR1000 RR-R	21.547 +0.040	26.011	17.217	25.109	1'29.884 1'29.924	12	0.040
14	5 Y. MONTELLA	ITA	Ducati Panigale V4R	21.502	26.179 +0.064	17.128	25.080 +0.009	1'29.889 1'29.962	13	0.073
15	77 D. AEGERTER	SUI	Yamaha YZF R1	21.306	26.322	17.177	25.146 +0.148	1'29.951 1'30.099	15	0.148
16	17 R. VICKERS	GBR	Ducati Panigale V4R	21.562	26.132	17.283	25.267 +0.048	1'30.244 1'30.292	16	0.048
17	31 G. GERLOFF	USA	Kawasaki ZX-10RR	21.692 +0.094	26.332	17.243	25.231 +0.176	1'30.498 1'30.768	17	0.270
18	49 T. NAGASHIMA	JPN	Honda CBR1000 RR-R	21.628 +0.117	26.387	17.412	25.295 +0.150	1'30.722 1'30.989	19	0.267
19	53 T. RABAT	ESP	Yamaha YZF R1	21.741 +0.124	26.439	17.354 +0.074	25.271 +0.199	1'30.805 1'31.202	20	0.397
20	99 B. SOFUOGLU	TUR	Yamaha YZF R1	21.905 +0.002	26.299	17.295	25.388 +0.012	1'30.887 1'30.901	18	0.014
21	95 T. MACKENZIE	GBR	Honda CBR1000 RR-R	21.895 +0.045	26.578 +0.147	17.608 +0.080	25.437	1'31.518 1'31.790	21	0.272
22	21 Z. ZAIDI	MAS	Honda CBR1000 RR-R	22.409 +0.367	27.310	18.175	26.184	1'34.078 1'34.445	22	0.367
	7 I. LECUONA	ESP	Honda CBR1000 RR-R							
Overall Ideal Time				21.270	25.670	16.899	24.786	1'28.625		

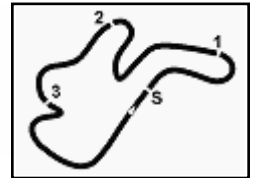
22/02/2025

These data/results cannot be reproduced, stored and/or transmitted in whole or in part by any manner of electronic, mechanical, photocopying, recording, broadcasting or otherwise now known or herein after developed without the previous express consent by the copyright owner, except for reproduction in daily press and regular printed publications on sale to the public within 60 days of the event related to those data/results and always provided that copyright symbol appears together as follows below.

© DORNA WSBK ORGANIZATION Srl 2025

FICR PERUGIA TIMING





Australian Round, 21-23 February 2025

Chronological Analysis Tissot Superpole

1° 11 N. BULEGA [1'28.824]								6° 45 S. REDDING [1'29.679]							
Lap	Seg1	Seg2	Seg3	Seg4	Lap Time	km/h	Local Time	Lap	Seg1	Seg2	Seg3	Seg4	Lap Time	km/h	Local Time
								13:01'19.383							
1	32.191	26.507	17.318	25.254	1'41.270P		13:03'00.653	1	32.744	28.686	18.868	31.194	1'51.492P		13:00'04.991
2	23.021	26.377	17.979	5'18.530	6'25.907P	320,1	13:09'26.560	2	21.673	26.231	17.275	25.115	1'30.294	323,9	13:03'26.777
3	32.573	26.367	17.267	25.206	1'41.413P		13:11'07.973	3	21.644	26.348	19.921	4'53.511	6'01.424P	323,9	13:09'28.201
4	21.345	25.744	16.982	24.987	1'29.058	321,0	13:12'37.031	4	31.119	26.399	17.323	25.085	1'39.926P		13:11'08.127
5	21.343	25.686	16.908	24.887	1'28.824	318,2	13:14'05.855	5	21.477	25.857	17.196	25.149	1'29.679	324,9	13:12'37.806
6	21.270	25.726	16.899	24.983	1'28.878	321,0	13:15'34.733	6	21.579	28.169	17.846	25.272	1'32.866	324,9	13:14'10.672
7	25.286	30.676	20.601	25.298	1'41.861	320,1	13:17'16.594	7	21.534	26.071	17.339	25.194	1'30.138	322,9	13:15'40.810
8	21.413	25.670	16.986	24.929	1'28.998	321,0	13:18'45.592	8	27.411	28.823	17.538	25.569	1'39.341	322,0	13:17'20.151
9	21.353	25.751	17.013	25.120	1'29.237	319,1	13:20'14.829	9	21.553	26.189	17.249	25.269	1'30.260	319,1	13:18'50.411

2° 1 T. RAZGATLIOGLU [1'28.918]								7° 60 M. VAN DER MARK [1'29.754]							
Lap	Seg1	Seg2	Seg3	Seg4	Lap Time	km/h	Local Time	Lap	Seg1	Seg2	Seg3	Seg4	Lap Time	km/h	Local Time
								13:00'05.369							
1	33.894	28.847	19.323	33.047	1'55.111P		13:02'00.480	1	34.220	29.109	19.229	33.021	1'55.579P		13:02'00.160
2	26.710	27.416	18.093	25.833	1'38.052	323,9	13:03'38.532	2	21.641	26.098	17.352	25.309	1'30.400	322,0	13:03'30.560
3	21.433	26.160	18.913	6'03.916	7'10.422P	322,9	13:10'48.954	3	21.585	26.355	20.119	6'11.350	7'19.409P	318,2	13:10'49.969
4	33.016	29.356	19.246	26.743	1'48.361P		13:12'37.315	4	32.345	29.178	19.434	28.033	1'48.990P		13:12'38.959
5	21.322	25.750	16.956	24.890	1'28.918	323,9	13:14'06.233	5	21.471	25.906	17.205	25.172	1'29.754	320,1	13:14'08.713
6	21.441	25.921	17.199	25.417	1'29.978	324,9	13:15'36.211	6	21.486	26.160	17.401	29.814	1'34.861	319,1	13:15'43.574
7	21.905	39.613	17.592	1'49.475	3'08.585P	316,3	13:18'44.796	7	21.510	35.008	19.036	29.900	1'45.454	317,2	13:17'29.028
8	33.506	28.118	18.219	26.201	1'46.044P		13:20'30.840	8	21.749	26.408	17.414	28.457	1'34.028	313,6	13:19'03.056

3° 29 A. IANNONE [1'29.266]								8° 55 A. LOCATELLI [1'29.783]							
Lap	Seg1	Seg2	Seg3	Seg4	Lap Time	km/h	Local Time	Lap	Seg1	Seg2	Seg3	Seg4	Lap Time	km/h	Local Time
								13:00'05.757							
1	32.535	28.232	19.542	37.094	1'57.403P		13:02'03.160	1	56.167	27.643	17.863	25.799	2'07.472P		13:02'34.920
2	22.006	27.235	17.749	25.097	1'32.087	324,9	13:03'35.247	2	21.751	26.542	17.759	25.500	1'31.552C	321,0	13:04'06.472
3	21.311	26.116	19.349	3'27.961	4'34.737P	323,9	13:08'09.984	3	21.988	29.478	21.033	3'08.980	4'21.479P	321,0	13:08'27.951
4	33.472	31.310	17.662	30.508	1'52.952P		13:10'02.936	4	47.538	34.829	17.725	30.617	2'10.709P		13:10'38.660
5	21.463	25.992	17.033	25.063	1'29.551	323,9	13:11'32.487	5	21.564	26.063	17.282	25.173	1'30.082	322,9	13:12'08.742
6	21.481	26.293	17.516	1'53.841	2'59.131P	322,0	13:14'31.618	6	21.469	26.070	17.225	25.201	1'29.965	321,0	13:13'38.707
7	38.372	28.036	17.289	25.553	1'49.250P		13:16'20.868	7	23.894	30.198	17.504	25.226	1'36.822	316,3	13:15'15.529
8	21.298	25.921	17.261	24.786	1'29.266	324,9	13:17'50.134	8	21.566	26.084	17.132	25.001	1'29.783	319,1	13:16'45.312
9	21.283	25.968	17.116	25.044	1'29.411	324,9	13:19'19.545	9	21.736	38.328	17.345	25.448	1'42.857	322,9	13:18'28.169
								10							
								21.635							
								28.101							
								17.709							
								25.770							
								1'33.215							
								318,2							
								13:20'01.384							

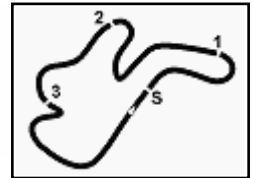
4° 19 A. BAUTISTA [1'29.520]								9° 87 R. GARDNER [1'29.834]							
Lap	Seg1	Seg2	Seg3	Seg4	Lap Time	km/h	Local Time	Lap	Seg1	Seg2	Seg3	Seg4	Lap Time	km/h	Local Time
								13:01'06.643							
1	33.595	29.496	17.563	25.408	1'46.062P		13:02'52.705	1	59.973	29.152	19.282	26.597	2'15.004P		13:02'35.812
2	21.564	26.280	18.032	4'12.696	5'18.572P	322,9	13:08'11.277	2	21.845	26.251	17.825	25.678	1'31.599C	319,1	13:04'07.411
3	32.387	30.702	17.848	29.300	1'50.237P		13:10'01.514	3	23.067	29.024	20.300	5'29.006	6'41.397P	320,1	13:10'48.808
4	21.475	25.995	16.964	25.089	1'29.523	325,8	13:11'31.037	4	32.365	26.937	22.225	29.109	1'50.636P		13:12'39.444
5	21.378	26.088	17.145	1'11.564	2'16.175P	323,9	13:13'47.212	5	21.456	26.026	17.130	25.222	1'29.834	318,2	13:14'09.278
6	32.068	26.485	17.209	24.925	1'40.687P		13:15'27.899	6	21.489	26.232	17.236	25.535	1'30.492	320,1	13:15'39.770
7	21.499	25.990	17.061	24.970	1'29.520	322,0	13:16'57.419	7	27.054	29.096	20.072	26.842	1'43.064	316,3	13:17'22.834
8	21.290	26.178	17.247	25.418	1'30.133	321,0	13:18'27.552	8	21.596	26.234	17.337	25.491	1'30.658	317,2	13:18'53.492
9	24.115	28.340	17.093	25.028	1'34.576	322,0	13:20'02.128								

5° 9 D. PETRUCCI [1'29.657]								10° 22 A. LOWES [1'29.859]							
Lap	Seg1	Seg2	Seg3	Seg4	Lap Time	km/h	Local Time	Lap	Seg1	Seg2	Seg3	Seg4	Lap Time	km/h	Local Time
								13:01'02.783							
1	36.777	31.030	17.449	25.125	1'50.381P		13:02'53.164	1	36.777	27.210	18.195	25.528	1'47.710P		13:02'34.094
2	21.304	25.896	17.942	4'40.215	5'45.357P	325,8	13:08'38.521	2	22.107	26.220	17.495	25.396	1'31.218C	312,7	13:04'05.312
3	38.883	33.362	17.983	29.632	1'59.860P		13:10'38.381	3	21.562	27.324	19.295	3'02.469	4'10.650P	315,4	13:08'15.962
4	21.381	26.204	17.058	25.166	1'29.809	322,9	13:12'08.190	4	34.708	26.748	17.430	26.048	1'44.934P		13:10'00.896
5	22.917	26.276	17.237	1'33.314	2'39.744P	321,0	13:14'47.934	5	21.372	26.037	17.474	25.170	1'30.053	319,1	13:11'30.949
6	38.010	27.180	17.408	25.921	1'48.519P		13:16'36.453	6	26.551	27.327	17.649	1'46.258	2'57.785P	312,7	13:14'28.734
7	21.454	26.005	17.134	25.064	1'29.657	321,0	13:18'06.110	7	40.885	26.921	17.180	25.109	1'50.095P		13:16'18.829
8	21.351	26.035	17.209	25.124	1'29.719	321,0	13:19'35.829	8	21.419	26.058	17.371	25.086	1'29.934	316,3	13:17'48.763
								9							
								21.435							
								26.123							
								17.138							
								25.163							
								1'29.859							
								316,3							
								13:19'18.622							

22/02/2025 P = Pits In/Out - C = Lap Time Cancelled

These data/results cannot be reproduced, stored and/or transmitted in whole or in part by any manner of electronic, mechanical, photocopying, recording, broadcasting or otherwise now known or herein after developed without the previous express consent by the copyright owner, except for reproduction in daily press and regular printed publications on sale to the public within 60 days of the event related to those data/results and always provided that copyright symbol appears together as follows below.

© DORNA WSBK ORGANIZATION Srl 2025



9 21.562 26.716 17.688 25.894 1'31.860 **320,1** 13:20'01.297

11° 14 S. LOWES [1'29.870]							
Lap	Seg1	Seg2	Seg3	Seg4	Lap Time	km/h	Local Time
1	34.537	28.344	17.771	25.584	1'46.236P		13:00'50.895
2	21.773	27.760	18.008	25.579	1'33.120C	322,0	13:04'10.251
3	22.182	32.269	20.512	3'24.849	4'39.812P	322,0	13:08'50.063
4	32.506	27.148	17.570	2'51.748	4'08.972P		13:12'59.035
5	35.703	27.709	17.397	25.372	1'46.181P		13:14'45.216
6	21.392	26.122	17.159	25.246	1'29.919	320,1	13:16'15.135
7	21.405	26.126	17.255	25.084	1'29.870	318,2	13:17'45.005
8	21.385	26.254	17.125	25.784	1'30.548	318,2	13:19'15.553

16° 17 R. VICKERS [1'30.292]							
Lap	Seg1	Seg2	Seg3	Seg4	Lap Time	km/h	Local Time
1	33.008	27.431	17.923	25.763	1'44.125P		13:01'59.210
2	22.378	34.752	18.680	25.516	1'41.326	322,0	13:03'40.536
3	21.873	28.666	23.912	3'14.276	4'28.727P	322,9	13:08'09.263
4	32.899	27.371	18.672	31.877	1'50.819P		13:10'00.082
5	21.879	26.202	17.430	25.457	1'30.968	317,2	13:11'31.050
6	24.468	26.907	17.654	1'26.328	2'35.357P	307,3	13:14'06.407
7	35.948	26.624	17.431	25.402	1'45.405P		13:15'51.812
8	21.650	26.226	17.393	25.267	1'30.536	314,5	13:17'22.348
9	21.562	26.132	17.283	25.315	1'30.292	320,1	13:18'52.640

12° 97 X. VIERGE [1'29.924]							
Lap	Seg1	Seg2	Seg3	Seg4	Lap Time	km/h	Local Time
1	1'02.203	27.848	17.837	25.781	2'13.669P		13:00'21.676
2	21.935	26.207	17.798	25.536	1'31.476C	326,8	13:04'06.821
3	22.410	29.237	20.921	3'38.569	4'51.137P	327,8	13:08'57.958
4	59.555	26.807	17.701	26.415	2'10.478P		13:11'08.436
5	21.587	26.011	17.217	25.109	1'29.924	325,8	13:12'38.360
6	21.547	28.051	18.071	25.273	1'32.942	323,9	13:14'11.302
7	21.756	26.417	17.691	27.014	1'32.878	325,8	13:15'44.180
8	21.802	34.840	18.735	30.677	1'46.054	323,9	13:17'30.234
9	22.049	26.629	17.494	25.758	1'31.930	326,8	13:19'02.164

17° 31 G. GERLOFF [1'30.768]							
Lap	Seg1	Seg2	Seg3	Seg4	Lap Time	km/h	Local Time
1	33.409	28.821	19.332	33.098	1'54.660P		13:00'06.136
2	22.470	26.437	17.627	25.665	1'32.199	320,1	13:03'32.995
3	21.692	26.282	20.118	3'31.695	4'39.787P	321,0	13:08'12.782
4	31.091	27.899	18.345	31.808	1'49.143P		13:10'01.925
5	21.786	26.332	17.243	25.407	1'30.768	322,9	13:11'32.693
6	22.356	26.828	18.061	1'59.176	3'06.421P	310,0	13:14'39.114
7	31.152	28.125	17.517	25.659	1'42.453P		13:16'21.567
8	21.791	26.353	17.473	25.231	1'30.848	322,9	13:17'52.415
9	21.753	31.176	17.844	25.767	1'36.540	321,0	13:19'28.955

13° 5 Y. MONTELLA [1'29.962]							
Lap	Seg1	Seg2	Seg3	Seg4	Lap Time	km/h	Local Time
1	31.311	26.864	17.986	25.786	1'41.947P		13:00'13.693
2	21.735	26.199	17.218	25.080	1'30.232	321,0	13:03'25.872
3	34.917	31.338	25.305	5'32.671	7'04.231P	322,9	13:10'30.103
4	35.367	26.617	17.178	25.257	1'44.419P		13:12'14.522
5	21.502	26.243	17.128	25.089	1'29.962	322,9	13:13'44.484
6	21.625	26.179	17.185	25.268	1'30.257	323,9	13:15'14.741
7	21.666	26.209	17.302	25.238	1'30.415	322,9	13:16'45.156
8	28.249	38.337	18.379	26.211	1'51.176	323,9	13:18'36.332
9	21.811	26.653	17.661	25.760	1'31.885	322,9	13:20'08.217

18° 99 B. SOFUGLU [1'30.901]							
Lap	Seg1	Seg2	Seg3	Seg4	Lap Time	km/h	Local Time
1	33.036	28.375	18.915	31.748	1'52.074P		13:00'04.408
2	22.129	26.615	17.379	25.388	1'31.511	313,6	13:03'27.993
3	21.905	29.415	21.281	3'33.213	4'45.814P	315,4	13:08'13.807
4	31.185	28.047	18.595	29.992	1'47.819P		13:10'01.626
5	21.907	26.299	17.295	25.400	1'30.901	312,7	13:11'32.527
6	21.918	27.288	18.075	27.770	1'35.051	316,3	13:13'07.578
7	22.180	26.916	17.720	27.010	1'33.826	310,9	13:14'41.404
8	22.119	30.513	18.557	26.852	1'38.041	310,9	13:16'19.445
9	21.929	26.615	17.662	25.551	1'31.757	313,6	13:17'51.202
10	22.004	26.878	17.675	25.907	1'32.464	314,5	13:19'23.666

14° 47 A. BASSANI [1'29.970]							
Lap	Seg1	Seg2	Seg3	Seg4	Lap Time	km/h	Local Time
1	35.412	27.258	18.190	25.474	1'46.334P		13:00'47.963
2	22.149	26.322	17.659	25.354	1'31.484C	316,3	13:02'34.297
3	24.294	33.239	20.625	2'53.666	4'11.824P	321,0	13:08'17.605
4	33.376	26.723	17.482	26.127	1'43.708P		13:10'01.313
5	21.558	26.382	17.107	25.104	1'30.151	322,0	13:11'31.464
6	25.254	27.699	18.501	1'31.713	2'43.167P	323,9	13:14'14.631
7	34.787	27.165	17.547	25.704	1'45.203P		13:15'59.834
8	21.405	26.117	17.175	25.273	1'29.970	314,5	13:17'29.804
9	21.725	29.067	18.544	26.566	1'35.902	322,0	13:19'05.706

19° 49 T. NAGASHIMA [1'30.989]							
Lap	Seg1	Seg2	Seg3	Seg4	Lap Time	km/h	Local Time
1	32.254	28.701	18.960	34.866	1'54.781P		13:00'05.668
2	26.357	26.869	17.595	25.295	1'36.116	322,0	13:03'36.565
3	21.628	26.555	19.893	4'04.697	5'12.773P	321,0	13:08'49.338
4	32.049	26.958	17.563	33.439	1'50.009P		13:10'39.347
5	21.948	26.404	17.579	25.434	1'31.365	320,1	13:12'10.712
6	21.865	26.391	17.505	25.516	1'31.277	322,0	13:13'41.989
7	21.745	26.387	17.412	25.445	1'30.989	316,3	13:15'12.978
8	23.710	27.016	17.439	25.475	1'33.640	314,5	13:16'46.618
9	21.702	26.409	17.561	25.444	1'31.116	319,1	13:18'17.734
10	25.913	30.928	20.072	28.349	1'45.262	315,4	13:20'02.996

15° 77 D. AEGERTER [1'30.099]							
Lap	Seg1	Seg2	Seg3	Seg4	Lap Time	km/h	Local Time
1	34.695	33.160	18.530	30.104	1'56.489P		13:00'20.745
2	21.643	26.531	17.456	25.463	1'31.093	316,3	13:02'17.234
3	21.591	28.783	20.628	3'48.515	4'59.517P	317,2	13:03'48.327
4	32.464	27.059	17.898	32.336	1'49.757P		13:10'37.601
5	21.660	26.749	17.496	2'00.508	3'06.413P	316,3	13:13'44.014
6	34.861	27.361	17.320	25.146	1'44.688P		13:15'28.702
7	21.306	26.322	17.177	25.294	1'30.099	319,1	13:16'58.801
8	21.512	26.335	17.382	25.407	1'30.636	318,2	13:18'29.437

20° 53 T. RABAT [1'31.202]							
Lap	Seg1	Seg2	Seg3	Seg4	Lap Time	km/h	Local Time
1	32.577	28.690	18.967	31.701	1'51.935P		13:00'04.202
2	21.894	26.662	17.482	25.271	1'31.309	316,3	13:03'27.446
3	21.741	26.680	22.452	4'15.762	5'26.635P	314,5	13:08'54.081
4	31.089	26.924	17.655	29.442	1'45.110P		13:10'39.191

22/02/2025 P = Pits In/Out - C = Lap Time Cancelled

These data/results cannot be reproduced, stored and/or transmitted in whole or in part by any manner of electronic, mechanical, photocopying, recording, broadcasting or otherwise now known or herein after developed without the previous express consent by the copyright owner, except for reproduction in daily press and regular printed publications on sale to the public within 60 days of the event related to those data/results and always provided that copyright symbol appears together as follows below.

© DORNA WSBK ORGANIZATION Srl 2025

Australian Round, 21-23 February 2025

Chronological Analysis Tissot Superpole

5	21.895	26.492	17.488	25.461	1'31.336	316,3	13:12'10.527
6	29.025	41.894	18.954	26.511	1'56.384	313,6	13:14'06.911
7	21.865	26.439	17.428	25.470	1'31.202	315,4	13:15'38.113
8	29.658	32.486	18.403	30.663	1'51.210	312,7	13:17'29.323
9	21.847	26.511	17.354	27.688	1'33.400	312,7	13:19'02.723

21° 95 T. MACKENZIE [1'31.790]							
Lap	Seg.1	Seg.2	Seg.3	Seg.4	Lap Time	km/h	Local Time
							13:00'07.141
1	32.572	28.502	19.673	33.055	1'53.802P		13:02'00.943
2	25.977	27.590	18.063	27.059	1'38.689	322,0	13:03'39.632
3	22.154	29.185	25.261	4'47.755	6'04.355P	317,2	13:09'43.987
4	43.985	27.663	18.117	25.826	1'55.591P		13:11'39.578
5	21.951	26.722	17.609	25.855	1'32.137	310,9	13:13'11.715
6	21.997	26.631	17.608	25.720	1'31.956	309,1	13:14'43.671
7	21.895	26.578	17.696	25.661	1'31.830	312,7	13:16'15.501
8	28.303	27.300	18.549	28.590	1'42.742	310,9	13:17'58.243
9	21.940	26.725	17.688	25.437	1'31.790	314,5	13:19'30.033

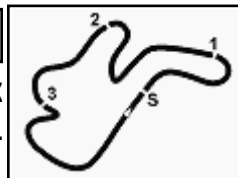
22° 21 Z. ZAIDI [1'34.445]							
Lap	Seg.1	Seg.2	Seg.3	Seg.4	Lap Time	km/h	Local Time
							13:00'10.172
1	32.882	29.523	18.795	26.877	1'48.077P		13:01'58.249
2	22.639	27.631	18.267	26.374	1'34.911	314,5	13:03'33.160
3	22.579	27.753	20.177	5'19.330	6'29.839P	317,2	13:10'02.999
4	36.971	27.854	18.384	26.609	1'49.818P		13:11'52.817
5	22.776	27.310	18.175	26.184	1'34.445	304,7	13:13'27.262
6	22.409	27.525	18.484	26.281	1'34.699	310,9	13:15'01.961
7	22.418	27.590	18.242	26.316	1'34.566	309,1	13:16'36.527
8	22.594	27.858	18.392	26.489	1'35.333	305,6	13:18'11.860
9	22.572	27.493	18.278	26.445	1'34.788	308,2	13:19'46.648

23° 7 I. LECUONA							
Lap	Seg.1	Seg.2	Seg.3	Seg.4	Lap Time	km/h	Local Time
							13:00'15.737
1	33.492	34.458	18.463	36.067	2'02.480P		13:02'18.217

22/02/2025 P = Pits In/Out - C = Lap Time Cancelled

These data/results cannot be reproduced, stored and/or transmitted in whole or in part by any manner of electronic, mechanical, photocopying, recording, broadcasting or otherwise now known or herein after developed without the previous express consent by the copyright owner, except for reproduction in daily press and regular printed publications on sale to the public within 60 days of the event related to those data/results and always provided that copyright symbol appears together as follows below.

© DORNA WSBK ORGANIZATION Srl 2025



Phillip Island 4.445 m

Australian Round, 21-23 February 2025

Best Laps & Speeds

No.	Rider Bike	Nat	Best Lap		FP1		FP2		FP3		SP	
			LL	SPD	LL	SPD	LL	SPD	LL	SPD	LL	SPD
1	11 N. BULEGA Ducati Panigale V4R	ITA	1'28.790 58	325,8	1'28.922 12	315,4	1'28.790 24	318,2	1'28.903 13	325,8	1'28.824 9	321,0
2	1 T. RAZGATLIOGLU BMW M1000RR	TUR	1'28.918 46	326,8	1'29.779 13	314,5	1'29.599 16	313,6	1'29.106 9	326,8	1'28.918 8	324,9
3	19 A. BAUTISTA Ducati Panigale V4R	ESP	1'29.128 62	325,8	1'29.515 21	319,1	1'29.610 22	316,3	1'29.128 10	323,9	1'29.520 9	325,8
4	29 A. IANNONE Ducati Panigale V4R	ITA	1'29.196 54	327,8	1'29.289 17	323,9	1'29.196 17	317,2	1'29.308 11	327,8	1'29.266 9	324,9
5	9 D. PETRUCCI Ducati Panigale V4R	ITA	1'29.226 55	325,8	1'29.584 15	319,1	1'29.604 21	321,0	1'29.226 11	322,0	1'29.657 8	325,8
6	22 A. LOWES bimota KB998 Rimini	GBR	1'29.371 61	319,1	1'29.837 19	309,1	1'29.880 21	309,1	1'29.371 12	316,3	1'29.859 9	319,1
7	14 S. LOWES Ducati Panigale V4R	GBR	1'29.412 59	322,0	1'29.929 20	316,3	1'29.799 20	313,6	1'29.412 11	319,1	1'29.870 8	322,0
8	45 S. REDDING Ducati Panigale V4R	GBR	1'29.500 45	326,8	1'30.429 11	310,0	1'30.026 12	312,7	1'29.500 13	326,8	1'29.679 9	324,9
9	87 R. GARDNER Yamaha YZF R1	AUS	1'29.565 50	320,1	1'30.553 16	315,4	1'30.299 17	310,9	1'29.565 9	317,2	1'29.834 8	320,1
10	47 A. BASSANI bimota KB998 Rimini	ITA	1'29.581 51	323,9	1'29.916 14	311,8	1'30.117 17	310,0	1'29.581 11	320,1	1'29.970 9	323,9
11	5 Y. MONTELLA Ducati Panigale V4R	ITA	1'29.686 66	323,9	1'30.289 23	319,1	1'29.815 23	315,4	1'29.686 11	322,9	1'29.962 9	323,9
12	77 D. AEGERTER Yamaha YZF R1	SUI	1'29.739 60	320,1	1'29.739 24	314,5	1'30.676 17	308,2	1'30.215 10	319,1	1'30.099 9	320,1
13	60 M. VAN DER MARK BMW M1000RR	NED	1'29.754 58	323,9	1'30.132 18	316,3	1'30.059 19	313,6	1'30.155 13	323,9	1'29.754 8	322,0
14	55 A. LOCATELLI Yamaha YZF R1	ITA	1'29.783 57	322,9	1'29.849 17	319,1	1'30.105 20	311,8	1'29.982 10	320,1	1'29.783 10	322,9
15	97 X. VIERGE Honda CBR1000 RR-R	ESP	1'29.924 54	327,8	1'30.381 18	316,3	1'30.205 21	315,4	1'30.011 6	323,9	1'29.924 9	327,8
16	17 R. VICKERS Ducati Panigale V4R	GBR	1'30.169 50	323,9	1'30.560 16	318,2	1'30.169 17	317,2	1'30.237 8	323,9	1'30.292 9	322,9
17	31 G. GERLOFF Kawasaki ZX-10RR	USA	1'30.193 67	322,9	1'30.395 19	316,3	1'30.193 26	316,3	1'30.470 13	322,0	1'30.768 9	322,9
18	7 I. LECUONA Honda CBR1000 RR-R	ESP	1'30.196 50	320,1	1'31.151 20	315,4	1'30.676 17	311,8	1'30.196 12	320,1	1 318,2	
19	53 T. RABAT Yamaha YZF R1	ESP	1'30.741 50	316,3	1'30.978 13	306,5	1'31.303 17	304,7	1'30.741 11	315,4	1'31.202 9	316,3
20	49 T. NAGASHIMA Honda CBR1000 RR-R	JPN	1'30.825 59	322,0	1'31.017 20	316,3	1'31.042 18	311,8	1'30.825 11	316,3	1'30.989 10	322,0
21	95 T. MACKENZIE Honda CBR1000 RR-R	GBR	1'30.900 36	322,0	1'31.459 11	306,5	1'31.445 6	310,9	1'30.900 10	314,5	1'31.790 9	322,0
22	99 B. SOFUOGLU Yamaha YZF R1	TUR	1'30.901 53	316,3	1'31.088 15	313,6	1'31.235 17	308,2	1'30.915 11	314,5	1'30.901 10	316,3
23	21 Z. ZAIDI Honda CBR1000 RR-R	MAS	1'34.445 55	317,2	1'37.039 17	301,3	1'35.407 18	303,0	1'34.679 11	312,7	1'34.445 9	317,2

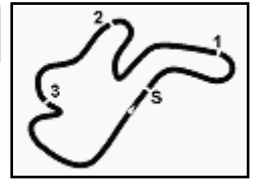
22/02/2025

These data/results cannot be reproduced, stored and/or transmitted in whole or in part by any manner of electronic, mechanical, photocopying, recording, broadcasting or otherwise now known or herein after developed without the previous express consent by the copyright owner, except for reproduction in daily press and regular printed publications on sale to the public within 60 days of the event related to those data/results and always provided that copyright symbol appears together as follows below.

© DORNA WSBK ORGANIZATION Srl 2025

FICR PERUGIA TIMING





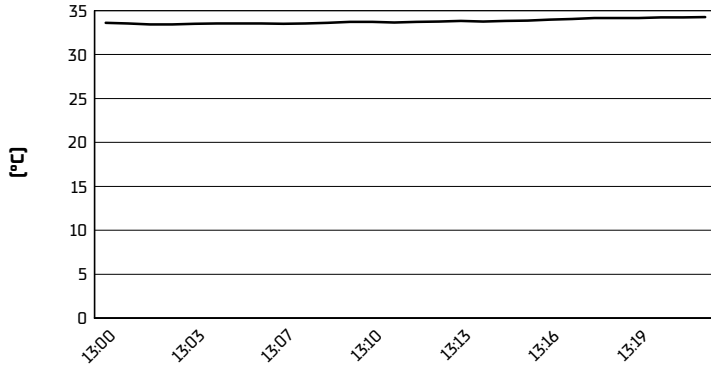
Phillip Island 4.445 m

Australian Round, 21-23 February 2025

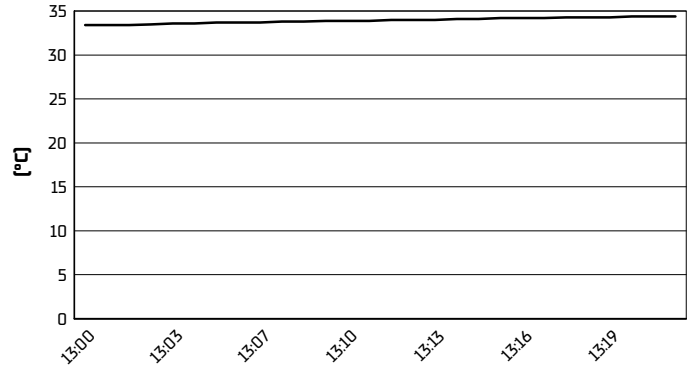
Weather Report Tissot Superpole

Session started 13:00 - Session ended 13:22

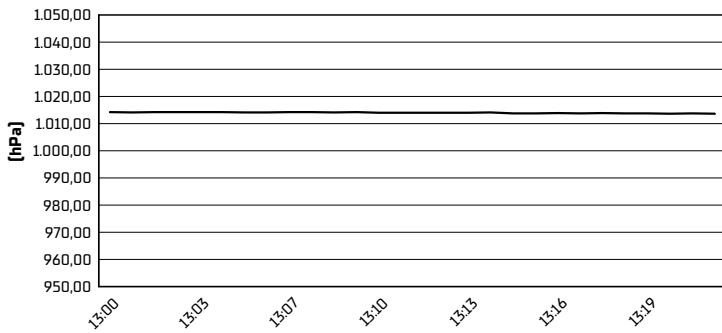
Air Temperature



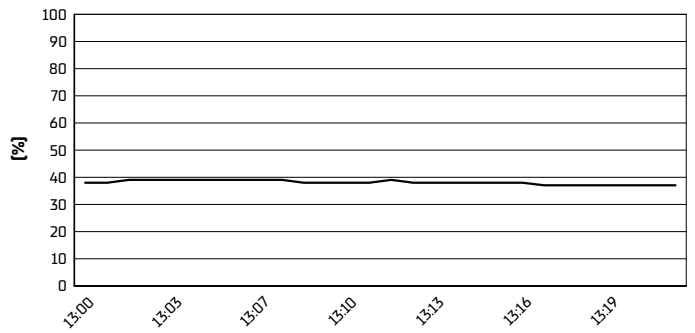
Track Temperature



Air Pressure



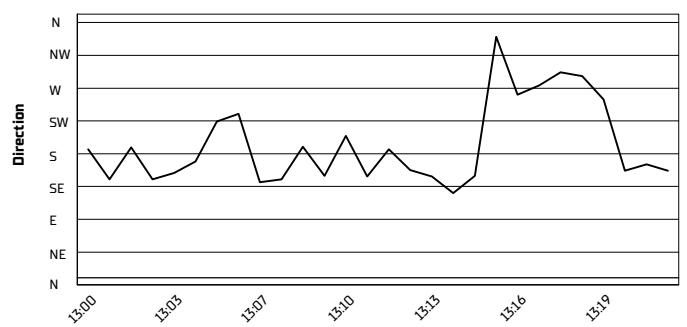
Humidity



Wind Speed



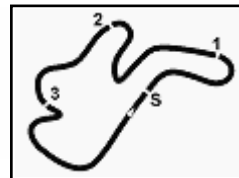
Wind Direction



22/02/2025

These data/results cannot be reproduced, stored and/or transmitted in whole or in part by any manner of electronic, mechanical, photocopying, recording, broadcasting or otherwise now known or herein after developed without the previous express consent by the copyright owner, except for reproduction in daily press and regular printed publications on sale to the public within 60 days of the event related to those data/results and always provided that copyright symbol appears together as follows below.

© DORNA WSBK ORGANIZATION Srl 2025



Phillip Island 4.445 m

Australian Round, 21-23 February 2025

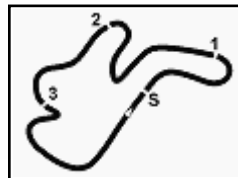
Starting Grid - Race 1 (20 Laps x 4,445 km = 88,900 km)

1	11	BULEGA N. Ducati	1'28.824	2	1	RAZGATLIOGLU T. BMW	1'28.918	3	29	IANNONE A. Ducati	1'29.266
2	19	BAUTISTA A. Ducati	1'29.520	5	9	PETRUCCI D. Ducati	1'29.657	6	45	REDDING S. Ducati	1'29.679
3	60	VAN DER MARK M. BMW	1'29.754	8	55	LOCATELLI A. Yamaha	1'29.783	9	87	GARDNER R. Yamaha	1'29.834
4	22	LOWES A. bimota	1'29.859	11	14	LOWES S. Ducati	1'29.870	12	97	VIERGE X. Honda	1'29.924
5	5	MONTELLA Y. Ducati	1'29.962	14	47	BASSANI A. bimota	1'29.970	15	77	AEGERTER D. Yamaha	1'30.099
6	17	VICKERS R. Ducati	1'30.292	17	31	GERLOFF G. Kawasaki	1'30.768	18	99	SOFUOGLU B. Yamaha	1'30.901
7	49	NAGASHIMA T. Honda	1'30.989	20	53	RABAT T. Yamaha	1'31.202	21	95	MACKENZIE T. Honda	1'31.790

N.7 [Lecuona I.] will not take part in the race. Declared unfit after Superpole

22/02/2025 The Race Director

These data/results cannot be reproduced, stored and/or transmitted in whole or in part by any manner of electronic, mechanical, photocopying, recording, broadcasting or otherwise now known or herein after developed without the previous express consent by the copyright owner, except for reproduction in daily press and regular printed publications on sale to the public within 60 days of the event related to those data/results and always provided that copyright symbol appears together as follows below. © DORNA WSBK ORGANIZATION Srl 2025



Phillip Island 4.445 m

Australian Round, 21-23 February 2025

Tissot Superpole Winners

	2022	2023	2024	2025
01 Phillip Island	Bautista (Esp) Duc 1'29.815 (178,2 Km/h)	Razgatlioglu (Tur) Yam 1'29.400 (179,0 Km/h)	Bulega (Ita) Duc 1'27.916 (182,0 Km/h)	Bulega (Ita) Duc 1'28.824 (180,2 Km/h)
02 Portimao	Rea (Gbr) Kaw 1'39.610 (166,0 Km/h)	Rea (Gbr) Kaw 1'39.620 (165,9 Km/h)	Razgatlioglu (Tur) Bmw 1'39.783 (165,7 Km/h)	
03 Assen	Razgatlioglu (Tur) Yam 1'32.934 (175,9 Km/h)	Bautista (Esp) Duc 1'33.542 (174,8 Km/h)	Rea (Gbr) Yam 1'42.650 (159,3 Km/h)	
04 Cremona			Bulega (Ita) Duc 1'27.953 (155,2 Km/h)	
05 Most	Rea (Gbr) Kaw 1'30.947 (166,7 Km/h)	Razgatlioglu (Tur) Yam 1'30.801 (167,0 Km/h)	Razgatlioglu (Tur) Bmw 1'30.064 (168,4 Km/h)	
06 Misano	Bautista (Esp) Duc 1'33.328 (156,6 Km/h)	Bautista (Esp) Duc 1'33.017 (157,1 Km/h)	Razgatlioglu (Tur) Bmw 1'32.320 (158,3 Km/h)	
07 Donington	Rea (Gbr) Kaw 1'26.080 (131,7 Km/h)	Rea (Gbr) Kaw 1'26.041 (131,8 Km/h)	Razgatlioglu (Tur) Bmw 1'24.629 (134,0 Km/h)	
08 Balaton				
09 Magny-Cours	Rea (Gbr) Kaw 1'36.124 (158,2 Km/h)	Gerloff (Usa) Bmw 1'35.453 (159,3 Km/h)	Lowes (Gbr) Kaw 1'51.946 (135,9 Km/h)	
10 Aragon	Razgatlioglu (Tur) Yam 1'48.267 (168,8 Km/h)	Rea (Gbr) Kaw 1'47.973 (169,3 Km/h)	Bulega (Ita) Duc 1'47.840 (169,5 Km/h)	
11 Estoril	Rea (Gbr) Kaw 1'35.346 (157,9 Km/h)		Razgatlioglu (Tur) Bmw 1'52.430 (133,9 Km/h)	
12 Jerez		Bautista (Esp) Duc 1'38.635 (161,4 Km/h)	Bulega (Ita) Duc 1'37.596 (163,2 Km/h)	

2025

1 N. Bulega

ALL TIMES

51 T. Sykes	7 R. Laconi	2 B. Bostrom	1 P. Goddard
44 J. Rea	6 C. Crutchlow	2 M. Campbell	1 T. Hill
43 T. Corser	6 J. Kocinski	2 A. Gobert	1 S. Hislop
26 T. Bayliss	5 M. Biaggi	2 A. Lowes	1 J. Hopkins
21 C. Fogarty	5 N. Bulega	2 M. Lucchinelli	1 I. Jaitovich
18 T. Razgatlioglu	5 D. Giugliano	2 B. Monti	1 T. Kipp
17 D. Polen	4 S. Guintoli	2 Y. Nagai	1 L. Lanzi
16 N. Hodgson	4 E. Laverty	2 M. Neukirchner	1 I. Lecuona
15 C. Edwards	4 M. Melandri	2 S. Redding	1 M. Mladin
11 B. Spies	4 F. Merkel	2 D. Tardozzi	1 F. Nieto
10 A. Bautista	4 J. Toseland	2 A. Yanagawa	1 J. Reynolds
10 C. Checa	3 L. Haslam	1 A. Badovini	1 M. Tamada
10 P. Chilli	3 Y. Kagayama	1 R. Burnett	1 M. van der Mark
9 R. Roche	3 S. Martin	1 D. Chandler	1 A. Vieira
8 G. Falappa	3 S. Mertens	1 S. Crafar	1 R. Xaus
8 S. Russell	3 R. Phillis	1 M. Doohan	
8 A. Slight	3 J. Smrz	1 M. Dowson	
7 C. Davies	3 C. Vermeulen	1 M. Fabrizio	
7 N. Haga	2 L. Baz	1 G. Gerloff	

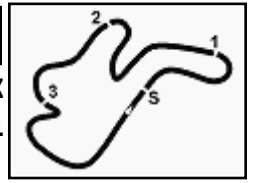
22/02/2025

These data/results cannot be reproduced, stored and/or transmitted in whole or in part by any manner of electronic, mechanical, photocopying, recording, broadcasting or otherwise now known or herein after developed without the previous express consent by the copyright owner, except for reproduction in daily press and regular printed publications on sale to the public within 60 days of the event related to those data/results and always provided that copyright symbol appears together as follows below.

© DORNA WSBK ORGANIZATION Srl 2025

FICR PERUGIA TIMING





Phillip Island 4.445 m

Australian Round, 21-23 February 2025
Tissot Superpole Award

	Points	Points From First	Points From Previous	February 23 PHILLIP ISLAND	March 23 PORTIMAO	April 13 ASSEN	May 4 CREMONA	May 18 MOST	June 15 MISANO	July 13 DONINGTON	July 27 BALATON	September 7 MAGNY-COURS	September 28 ARAGON	October 12 ESTORIL	October 19 JEREZ				
1 BULEGA Nicolo (ITA)	12			12															
2 RAZGATLIOGLU Toprak (TUR)	9	3		9															
3 IANNONE Andrea (ITA)	7	5	2	7															
4 BAUTISTA Alvaro (ESP)	6	6	1	6															
5 PETRUCCI Danilo (ITA)	5	7	1	5															
6 REDDING Scott (GBR)	4	8	1	4															
7 VAN DER MARK Michael (NED)	3	9	1	3															
8 LOCATELLI Andrea (ITA)	2	10	1	2															
9 GARDNER Remy (AUS)	1	11	1	1															

22/02/2025 Odd points columns: Tissot Superpole Even points columns: Tissot Superpole Race

These data/results cannot be reproduced, stored and/or transmitted in whole or in part by any manner of electronic, mechanical, photocopying, recording, broadcasting or otherwise now known or herein after developed without the previous express consent by the copyright owner, except for reproduction in daily press and regular printed publications on sale to the public within 60 days of the event related to those data/results and always provided that copyright symbol appears together as follows below.

© DORNA WSBK ORGANIZATION Srl 2025