

No.	Rider	Nat	Team	Bike	Class	Time	Gap	Rel.	Laps	Speed	
										Avg	Max
1	<b>11</b> N. <b>BULEGA</b>	ITA	Aruba.it Racing - Ducati	Ducati Panigale V4R		<b>1'28.956</b>			6	179,887	<b>318,2</b>
2	<b>22</b> A. <b>LOWES</b>	GBR	bimota by Kawasaki Racing Team	bimota KB998 Rimini		<b>1'29.303</b>	0.347	0.347	7	179,188	<b>312,7</b>
3	<b>29</b> A. <b>IANNONE</b>	ITA	Team Pata Go Eleven	Ducati Panigale V4R	IND	<b>1'29.304</b>	0.348	0.001	6	179,186	<b>319,1</b>
4	<b>14</b> S. <b>LOWES</b>	GBR	ELF Marc VDS Racing Team	Ducati Panigale V4R	IND	<b>1'29.307</b>	0.351	0.003	7	179,180	<b>314,5</b>
5	<b>9</b> D. <b>PETRUCCI</b>	ITA	Barni Spark Racing Team	Ducati Panigale V4R	IND	<b>1'29.415</b>	0.459	0.108	7	178,963	<b>317,2</b>
6	<b>1</b> T. <b>RAZGATLIOGLU</b>	TUR	ROKIT BMW Motorrad WorldSBK Team	BMW M1000RR		<b>1'29.498</b>	0.542	0.083	7	178,797	<b>315,4</b>
7	<b>55</b> A. <b>LOCATELLI</b>	ITA	Pata Maxus Yamaha	Yamaha YZF R1		<b>1'29.919</b>	0.963	0.421	6	177,960	<b>309,1</b>
8	<b>47</b> A. <b>BASSANI</b>	ITA	bimota by Kawasaki Racing Team	bimota KB998 Rimini		<b>1'29.936</b>	0.980	0.017	7	177,927	<b>311,8</b>
9	<b>45</b> S. <b>REDDING</b>	GBR	MGM BONDVO Racing	Ducati Panigale V4R	IND	<b>1'29.938</b>	0.982	0.002	7	177,923	<b>313,6</b>
10	<b>5</b> Y. <b>MONTELLA</b>	ITA	Barni Spark Racing Team	Ducati Panigale V4R	IND	<b>1'30.112</b>	1.156	0.174	7	177,579	<b>321,0</b>
11	<b>49</b> T. <b>NAGASHIMA</b>	JPN	Honda HRC	Honda CBR1000 RR-R		<b>1'30.113</b>	1.157	0.001	7	177,577	<b>311,8</b>
12	<b>31</b> G. <b>GERLOFF</b>	USA	Kawasaki WorldSBK Team	Kawasaki ZX-10RR		<b>1'30.118</b>	1.162	0.005	7	177,567	<b>311,8</b>
13	<b>77</b> D. <b>AEGERTER</b>	SUI	GYTR GRT Yamaha WorldSBK Team	Yamaha YZF R1		<b>1'30.154</b>	1.198	0.036	7	177,496	<b>320,1</b>
14	<b>97</b> X. <b>VIERGE</b>	ESP	Honda HRC	Honda CBR1000 RR-R		<b>1'30.326</b>	1.370	0.172	6	177,158	<b>313,6</b>
15	<b>19</b> A. <b>BAUTISTA</b>	ESP	Aruba.it Racing - Ducati	Ducati Panigale V4R		<b>1'30.377</b>	1.421	0.051	6	177,058	<b>319,1</b>
16	<b>17</b> R. <b>VICKERS</b>	GBR	Motocorsa Racing	Ducati Panigale V4R	IND	<b>1'30.388</b>	1.432	0.011	7	177,037	<b>321,0</b>
17	<b>87</b> R. <b>GARDNER</b>	AUS	GYTR GRT Yamaha WorldSBK Team	Yamaha YZF R1		<b>1'30.391</b>	1.435	0.003	7	177,031	<b>312,7</b>
18	<b>53</b> T. <b>RABAT</b>	ESP	Yamaha Motoxrcing WorldSBK Team	Yamaha YZF R1	IND	<b>1'30.650</b>	1.694	0.259	7	176,525	<b>312,7</b>
19	<b>95</b> T. <b>MACKENZIE</b>	GBR	PETRONAS MIE Honda Racing Team	Honda CBR1000 RR-R	IND	<b>1'31.198</b>	2.242	0.548	6	175,464	<b>309,1</b>
20	<b>99</b> B. <b>SOFUOGLU</b>	TUR	Yamaha Motoxrcing WorldSBK Team	Yamaha YZF R1	IND	<b>1'31.282</b>	2.326	0.084	7	175,303	<b>306,5</b>
<b>Out 105% in this Session</b>											
21	<b>21</b> Z. <b>ZAIDI</b>	MAS	PETRONAS MIE Honda Racing Team	Honda CBR1000 RR-R	IND	<b>1'34.287</b>	5.331	3.005	7	169,716	<b>303,0</b>
22	<b>60</b> M. <b>VAN DER MARK</b>	NED	ROKIT BMW Motorrad WorldSBK Team	BMW M1000RR					0		

Qualifying Lap Time (105% of 1'28.956): 1'33.404

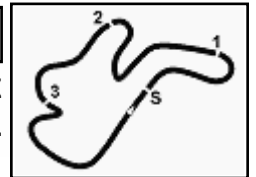
AIR	Humidity:	72%	Temp:	23°C
TRACK	Condition:	Dry	Temp:	26°C

Records	Pole	[SP]	2024	N.Bulega	1'27.916	182,010	Km/h
	Race	[RC1]	2024	N.Bulega	1'28.564	180,680	Km/h
	All Times	[SP]	2024	N.Bulega	1'27.916	182,010	Km/h

Start 23/02/2025 10:38 End 10:49 The results are provisional until the end of the time limit for protests and appeals and the completion of the technical checks.

These data/results cannot be reproduced, stored and/or transmitted in whole or in part by any manner of electronic, mechanical, photocopying, recording, broadcasting or otherwise now known or herein after developed without the previous express consent by the copyright owner, except for reproduction in daily press and regular printed publications on sale to the public within 60 days of the event related to those data/results and always provided that copyright symbol appears together as follows below.

© DORNA WSBK ORGANIZATION Srl 2025



## Australian Round, 21-23 February 2025

### Results Warm Up

#### Session Highlights

Local Time	No. Rider	Description
10.22.58		START DELAYED
10.23.14		FIM Track Inspection In Progress
10.29.58		Patches of Water in Turn(s): 12
10.38.00		Start of Session
10.38.05		WorldSBK Pit Intervention Time: 1min 3secs
10.42.24	<b>1 T. RAZGATLIOGLU</b>	#1 On Asphalt - Rejoined - Turn 4
10.47.06	<b>95 T. MACKENZIE</b>	#95 On the Gravel - Rejoined - Turn 2
10.49.59		End of Session

#### Fastest Laps Sequence

No.	Rider	Nat	Team	Bike	Local Time	Time	Gap	Avg
<b>31</b>	<b>G. GERLOFF</b>	USA	Kawasaki WorldSBK Team	Kawasaki ZX-10RR	10:41'21.686	<b>1'31.303</b>		175,263
<b>9</b>	<b>D. PETRUCCI</b>	ITA	Barni Spark Racing Team	Ducati Panigale V4R	10:41'32.632	<b>1'30.779</b>	-0.524	176,274
<b>14</b>	<b>S. LOWES</b>	GBR	ELF Marc VDS Racing Team	Ducati Panigale V4R	10:41'48.953	<b>1'29.757</b>	-1.022	178,281
<b>14</b>	<b>S. LOWES</b>	GBR	ELF Marc VDS Racing Team	Ducati Panigale V4R	10:43'18.260	<b>1'29.307</b>	-0.450	179,180
<b>22</b>	<b>A. LOWES</b>	GBR	bimota by Kawasaki Racing Team	bimota KB998 Rimini	10:44'49.198	<b>1'29.303</b>	-0.004	179,188
<b>11</b>	<b>N. BULEGA</b>	ITA	Aruba.it Racing - Ducati	Ducati Panigale V4R	10:45'30.162	<b>1'28.956</b>	-0.347	179,887

23/02/2025 Start 10:38 End 10:49 The results are provisional until the end of the time limit for protests and appeals and the completion of the technical checks.

These data/results cannot be reproduced, stored and/or transmitted in whole or in part by any manner of electronic, mechanical, photocopying, recording, broadcasting or otherwise now known or herein after developed without the previous express consent by the copyright owner, except for reproduction in daily press and regular printed publications on sale to the public within 60 days of the event related to those data/results and always provided that copyright symbol appears together as follows below.

© DORNA WSBK ORGANIZATION Srl 2025

## Australian Round, 21-23 February 2025

### Best Sectors & Speed Warm Up

#### BEST LAP

1	<b>11</b> N. BULEGA	Ducati Panigale V4R	1'28.956
2	<b>22</b> A. LOWES	bimota KB998 Rimini	1'29.303
3	<b>29</b> A. IANNONE	Ducati Panigale V4R	1'29.304
4	<b>14</b> S. LOWES	Ducati Panigale V4R	1'29.307
5	<b>9</b> D. PETRUCCI	Ducati Panigale V4R	1'29.415
6	<b>1</b> T. RAZGATLIOGLU	BMW M1000RR	1'29.498
7	<b>55</b> A. LOCATELLI	Yamaha YZF R1	1'29.919
8	<b>47</b> A. BASSANI	bimota KB998 Rimini	1'29.936
9	<b>45</b> S. REDDING	Ducati Panigale V4R	1'29.938
10	<b>5</b> Y. MONTELLA	Ducati Panigale V4R	1'30.112
11	<b>49</b> T. NAGASHIMA	Honda CBR1000 RR-R	1'30.113
12	<b>31</b> G. GERLOFF	Kawasaki ZX-10RR	1'30.118
13	<b>77</b> D. AEGERTER	Yamaha YZF R1	1'30.154
14	<b>97</b> X. VIERGE	Honda CBR1000 RR-R	1'30.326
15	<b>19</b> A. BAUTISTA	Ducati Panigale V4R	1'30.377
16	<b>17</b> R. VICKERS	Ducati Panigale V4R	1'30.388
17	<b>87</b> R. GARDNER	Yamaha YZF R1	1'30.391
18	<b>53</b> T. RABAT	Yamaha YZF R1	1'30.650
19	<b>95</b> T. MACKENZIE	Honda CBR1000 RR-R	1'31.198
20	<b>99</b> B. SOFUOGLU	Yamaha YZF R1	1'31.282
21	<b>21</b> Z. ZAIDI	Honda CBR1000 RR-R	1'34.287
22	<b>60</b> M. VAN DER MARK	BMW M1000RR	

#### SPEED

1	<b>5</b> Y. MONTELLA	Ducati Panigale V4R	321,0
2	<b>17</b> R. VICKERS	Ducati Panigale V4R	321,0
3	<b>77</b> D. AEGERTER	Yamaha YZF R1	320,1
4	<b>29</b> A. IANNONE	Ducati Panigale V4R	319,1
5	<b>19</b> A. BAUTISTA	Ducati Panigale V4R	319,1
6	<b>11</b> N. BULEGA	Ducati Panigale V4R	318,2
7	<b>9</b> D. PETRUCCI	Ducati Panigale V4R	317,2
8	<b>1</b> T. RAZGATLIOGLU	BMW M1000RR	315,4
9	<b>14</b> S. LOWES	Ducati Panigale V4R	314,5
10	<b>45</b> S. REDDING	Ducati Panigale V4R	313,6
11	<b>97</b> X. VIERGE	Honda CBR1000 RR-R	313,6
12	<b>53</b> T. RABAT	Yamaha YZF R1	312,7
13	<b>22</b> A. LOWES	bimota KB998 Rimini	312,7
14	<b>87</b> R. GARDNER	Yamaha YZF R1	312,7
15	<b>31</b> G. GERLOFF	Kawasaki ZX-10RR	311,8
16	<b>47</b> A. BASSANI	bimota KB998 Rimini	311,8
17	<b>49</b> T. NAGASHIMA	Honda CBR1000 RR-R	311,8
18	<b>95</b> T. MACKENZIE	Honda CBR1000 RR-R	309,1
19	<b>55</b> A. LOCATELLI	Yamaha YZF R1	309,1
20	<b>99</b> B. SOFUOGLU	Yamaha YZF R1	306,5
21	<b>21</b> Z. ZAIDI	Honda CBR1000 RR-R	303,0

#### SEG. 1

1	<b>11</b> N. BULEGA	21.266
2	<b>14</b> S. LOWES	21.303
3	<b>22</b> A. LOWES	21.329
4	<b>77</b> D. AEGERTER	21.344
5	<b>29</b> A. IANNONE	21.345
6	<b>1</b> T. RAZGATLIOGLU	21.410
7	<b>9</b> D. PETRUCCI	21.443
8	<b>31</b> G. GERLOFF	21.467
9	<b>49</b> T. NAGASHIMA	21.514
10	<b>55</b> A. LOCATELLI	21.523
11	<b>87</b> R. GARDNER	21.538
12	<b>19</b> A. BAUTISTA	21.542
13	<b>5</b> Y. MONTELLA	21.566
14	<b>97</b> X. VIERGE	21.607
15	<b>47</b> A. BASSANI	21.608
16	<b>45</b> S. REDDING	21.620
17	<b>53</b> T. RABAT	21.692
18	<b>17</b> R. VICKERS	21.694
19	<b>95</b> T. MACKENZIE	21.880
20	<b>99</b> B. SOFUOGLU	21.902
21	<b>21</b> Z. ZAIDI	22.464

#### SEG. 2

1	<b>14</b> S. LOWES	25.739
2	<b>11</b> N. BULEGA	25.744
3	<b>29</b> A. IANNONE	25.748
4	<b>9</b> D. PETRUCCI	25.777
5	<b>1</b> T. RAZGATLIOGLU	25.779
6	<b>22</b> A. LOWES	25.809
7	<b>45</b> S. REDDING	25.826
8	<b>47</b> A. BASSANI	25.919
9	<b>5</b> Y. MONTELLA	25.933
10	<b>31</b> G. GERLOFF	25.936
11	<b>55</b> A. LOCATELLI	25.977
12	<b>49</b> T. NAGASHIMA	25.983
13	<b>77</b> D. AEGERTER	26.025
14	<b>17</b> R. VICKERS	26.045
15	<b>87</b> R. GARDNER	26.067
16	<b>97</b> X. VIERGE	26.077
17	<b>19</b> A. BAUTISTA	26.107
18	<b>53</b> T. RABAT	26.177
19	<b>99</b> B. SOFUOGLU	26.210
20	<b>95</b> T. MACKENZIE	26.262
21	<b>21</b> Z. ZAIDI	26.994
22	<b>60</b> M. VAN DER MARK	27.672

#### SEG. 3

1	<b>11</b> N. BULEGA	16.981
2	<b>22</b> A. LOWES	17.046
3	<b>14</b> S. LOWES	17.083
4	<b>9</b> D. PETRUCCI	17.099
5	<b>55</b> A. LOCATELLI	17.157
6	<b>47</b> A. BASSANI	17.157
7	<b>1</b> T. RAZGATLIOGLU	17.171
8	<b>29</b> A. IANNONE	17.175
9	<b>5</b> Y. MONTELLA	17.194
10	<b>87</b> R. GARDNER	17.267
11	<b>49</b> T. NAGASHIMA	17.271
12	<b>45</b> S. REDDING	17.273
13	<b>19</b> A. BAUTISTA	17.298
14	<b>77</b> D. AEGERTER	17.303
15	<b>97</b> X. VIERGE	17.314
16	<b>31</b> G. GERLOFF	17.314
17	<b>53</b> T. RABAT	17.362
18	<b>17</b> R. VICKERS	17.438
19	<b>99</b> B. SOFUOGLU	17.447
20	<b>95</b> T. MACKENZIE	17.512
21	<b>60</b> M. VAN DER MARK	18.073
22	<b>21</b> Z. ZAIDI	18.182

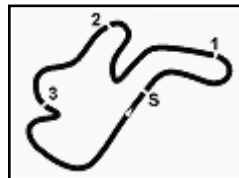
#### SEG. 4

1	<b>11</b> N. BULEGA	24.965
2	<b>29</b> A. IANNONE	25.013
3	<b>1</b> T. RAZGATLIOGLU	25.074
4	<b>22</b> A. LOWES	25.075
5	<b>14</b> S. LOWES	25.082
6	<b>9</b> D. PETRUCCI	25.096
7	<b>97</b> X. VIERGE	25.152
8	<b>55</b> A. LOCATELLI	25.199
9	<b>47</b> A. BASSANI	25.207
10	<b>17</b> R. VICKERS	25.211
11	<b>49</b> T. NAGASHIMA	25.213
12	<b>5</b> Y. MONTELLA	25.214
13	<b>45</b> S. REDDING	25.218
14	<b>77</b> D. AEGERTER	25.249
15	<b>19</b> A. BAUTISTA	25.317
16	<b>31</b> G. GERLOFF	25.320
17	<b>87</b> R. GARDNER	25.349
18	<b>53</b> T. RABAT	25.371
19	<b>95</b> T. MACKENZIE	25.505
20	<b>99</b> B. SOFUOGLU	25.642
21	<b>21</b> Z. ZAIDI	26.378

23/02/2025

These data/results cannot be reproduced, stored and/or transmitted in whole or in part by any manner of electronic, mechanical, photocopying, recording, broadcasting or otherwise now known or herein after developed without the previous express consent by the copyright owner, except for reproduction in daily press and regular printed publications on sale to the public within 60 days of the event related to those data/results and always provided that copyright symbol appears together as follows below.

© DORNA WSBK ORGANIZATION Srl 2025



Phillip Island 4.445 m

## Australian Round, 21-23 February 2025

### Ideal Times Warm Up

No.	Rider	Nat	Bike	Seg. 1	Seg. 2	Seg. 3	Seg. 4	Ideal Time			
				Diff. 1	Diff. 2	Diff. 3	Diff. 4	Best Lap	Pos.	Diff.	
1	<b>11 N. BULEGA</b>	ITA	Ducati Panigale V4R	<b>21.266</b>	25.744	<b>16.981</b>	<b>24.965</b>	<b>1'28.956</b>	1'28.956	1	
2	<b>14 S. LOWES</b>	GBR	Ducati Panigale V4R	21.303 +0.093	<b>25.739</b>	17.083 +0.006	25.082 +0.001	<b>1'29.207</b>	1'29.307	4	0.100
3	<b>22 A. LOWES</b>	GBR	bimota KB998 Rimini	21.329 +0.013	25.809	17.046 +0.030	25.075 +0.001	<b>1'29.259</b>	1'29.303	2	0.044
4	<b>29 A. IANNONE</b>	ITA	Ducati Panigale V4R	21.345	25.748	17.175 +0.023	25.013	<b>1'29.281</b>	1'29.304	3	0.023
5	<b>9 D. PETRUCCI</b>	ITA	Ducati Panigale V4R	21.443	25.777	17.099	25.096	<b>1'29.415</b>	1'29.415	5	
6	<b>1 T. RAZGATLIOGLU</b>	TUR	BMW M1000RR	21.410 +0.005	25.779	17.171 +0.059	25.074	<b>1'29.434</b>	1'29.498	6	0.064
7	<b>55 A. LOCATELLI</b>	ITA	Yamaha YZF R1	21.523 +0.027	25.977	17.157 +0.016	25.199 +0.020	<b>1'29.856</b>	1'29.919	7	0.063
8	<b>47 A. BASSANI</b>	ITA	bimota KB998 Rimini	21.608	25.919	17.157	25.207 +0.045	<b>1'29.891</b>	1'29.936	8	0.045
9	<b>5 Y. MONTELLA</b>	ITA	Ducati Panigale V4R	21.566 +0.182	25.933	17.194	25.214 +0.023	<b>1'29.907</b>	1'30.112	10	0.205
10	<b>77 D. AEGERTER</b>	SUI	Yamaha YZF R1	21.344	26.025	17.303 +0.024	25.249 +0.209	<b>1'29.921</b>	1'30.154	13	0.233
11	<b>45 S. REDDING</b>	GBR	Ducati Panigale V4R	21.620	25.826	17.273 +0.001	25.218	<b>1'29.937</b>	1'29.938	9	0.001
12	<b>49 T. NAGASHIMA</b>	JPN	Honda CBR1000 RR-R	21.514	25.983 +0.121	17.271	25.213 +0.011	<b>1'29.981</b>	1'30.113	11	0.132
13	<b>31 G. GERLOFF</b>	USA	Kawasaki ZX-10RR	21.467	25.936	17.314	25.320 +0.081	<b>1'30.037</b>	1'30.118	12	0.081
14	<b>97 X. VIERGE</b>	ESP	Honda CBR1000 RR-R	21.607	26.077	17.314 +0.055	25.152 +0.121	<b>1'30.150</b>	1'30.326	14	0.176
15	<b>87 R. GARDNER</b>	AUS	Yamaha YZF R1	21.538 +0.149	26.067	17.267	25.349 +0.021	<b>1'30.221</b>	1'30.391	17	0.170
16	<b>19 A. BALTISTA</b>	ESP	Ducati Panigale V4R	21.542 +0.084	26.107 +0.007	17.298 +0.022	25.317	<b>1'30.264</b>	1'30.377	15	0.113
17	<b>17 R. VICKERS</b>	GBR	Ducati Panigale V4R	21.694	26.045	17.438	25.211	<b>1'30.388</b>	1'30.388	16	
18	<b>53 T. RABAT</b>	ESP	Yamaha YZF R1	21.692	26.177	17.362 +0.048	25.371	<b>1'30.602</b>	1'30.650	18	0.048
19	<b>95 T. MACKENZIE</b>	GBR	Honda CBR1000 RR-R	21.880	26.262 +0.039	17.512	25.505	<b>1'31.159</b>	1'31.198	19	0.039
20	<b>99 B. SOFUOGLU</b>	TUR	Yamaha YZF R1	21.902 +0.040	26.210 +0.041	17.447	25.642	<b>1'31.201</b>	1'31.282	20	0.081
21	<b>21 Z. ZAIDI</b>	MAS	Honda CBR1000 RR-R	22.464 +0.200	26.994 +0.069	18.182	26.378	<b>1'34.018</b>	1'34.287	21	0.269
	<b>60 M. VAN DER MARK</b>	NED	BMW M1000RR								
<b>Overall Ideal Time</b>				21.266	25.739	16.981	24.965	<b>1'28.951</b>			

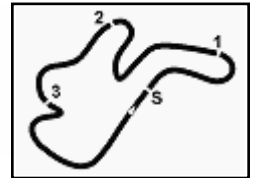
23/02/2025

These data/results cannot be reproduced, stored and/or transmitted in whole or in part by any manner of electronic, mechanical, photocopying, recording, broadcasting or otherwise now known or herein after developed without the previous express consent by the copyright owner, except for reproduction in daily press and regular printed publications on sale to the public within 60 days of the event related to those data/results and always provided that copyright symbol appears together as follows below.

© DORNA WSBK ORGANIZATION Srl 2025

FICR PERUGIA TIMING





Phillip Island 4.445 m

1 / 2

**1° 11 N. BULEGA [1'28.956]**

Lap	Seg1	Seg2	Seg3	Seg4	Lap Time	km/h	Local Time
							10:39'13.941
1	34.210	29.336	18.311	25.675	1'47.532P		10:41'01.473
2	21.795	26.014	17.135	25.025	1'29.969	310,9	10:42'31.442
3	21.541	25.947	17.174	25.102	1'29.764	314,5	10:44'01.206
4	<b>21.266</b>	<b>25.744</b>	<b>16.981</b>	<b>24.965</b>	<b>1'28.956</b>	314,5	10:45'30.162
5	21.289	26.116	17.509	25.269	1'30.183	<b>318,2</b>	10:47'00.345
6	21.317	25.767	17.033	25.022	1'29.139	314,5	10:48'29.484

**2° 22 A. LOWES [1'29.303]**

Lap	Seg1	Seg2	Seg3	Seg4	Lap Time	km/h	Local Time
							10:38'27.130
1	41.181	27.961	18.054	26.068	1'53.264P		10:40'20.394
2	21.672	25.897	17.111	25.203	1'29.883	307,3	10:41'50.277
3	21.383	25.832	17.147	25.256	1'29.618	306,5	10:43'19.895
4	21.342	<b>25.809</b>	17.076	25.076	<b>1'29.303</b>	311,8	10:44'49.198
5	21.539	26.086	<b>17.046</b>	25.085	1'29.756	310,9	10:46'18.954
6	21.335	25.868	17.445	25.583	1'30.231	<b>312,7</b>	10:47'49.185
7	<b>21.329</b>	25.846	17.162	<b>25.075</b>	1'29.412	311,8	10:49'18.597

**3° 29 A. IANNONE [1'29.304]**

Lap	Seg1	Seg2	Seg3	Seg4	Lap Time	km/h	Local Time
							10:38'25.229
1	44.509	28.878	17.739	26.411	1'57.537P		10:40'22.766
2	21.836	30.268	25.287	30.830	1'48.221	313,6	10:42'10.987
3	21.633	25.775	17.230	25.179	1'29.817	315,4	10:43'40.804
4	21.364	25.859	<b>17.175</b>	<b>25.013</b>	1'29.411	316,3	10:45'10.215
5	<b>21.345</b>	<b>25.748</b>	17.198	<b>25.013</b>	<b>1'29.304</b>	<b>319,1</b>	10:46'39.519
6	24.972	28.887	20.073	26.469	1'40.401	318,2	10:48'19.920

**4° 14 S. LOWES [1'29.307]**

Lap	Seg1	Seg2	Seg3	Seg4	Lap Time	km/h	Local Time
							10:38'33.806
1	33.795	27.637	18.137	25.821	1'45.390P		10:40'19.196
2	21.701	25.856	<b>17.083</b>	25.117	1'29.757	310,9	10:41'48.953
3	21.396	<b>25.739</b>	17.089	25.083	<b>1'29.307</b>	312,7	10:43'18.260
4	21.421	25.827	17.098	25.211	1'29.557	312,7	10:44'47.817
5	21.355	25.920	17.128	<b>25.082</b>	1'29.485	313,6	10:46'17.302
6	21.359	26.512	17.564	25.230	1'30.665	<b>314,5</b>	10:47'47.967
7	<b>21.303</b>	25.923	17.193	25.179	1'29.598	311,8	10:49'17.565

**5° 9 D. PETRUCCI [1'29.415]**

Lap	Seg1	Seg2	Seg3	Seg4	Lap Time	km/h	Local Time
							10:38'11.215
1	36.149	29.039	18.709	26.741	1'50.638P		10:40'01.853
2	21.654	26.130	17.456	25.539	1'30.779	314,5	10:41'32.632
3	21.601	26.017	17.368	25.223	1'30.209	314,5	10:43'02.841
4	21.580	25.857	17.377	25.420	1'30.234	313,6	10:44'33.075
5	<b>21.443</b>	<b>25.777</b>	<b>17.099</b>	<b>25.096</b>	<b>1'29.415</b>	314,5	10:46'02.490
6	21.565	27.142	17.489	25.365	1'31.561	<b>317,2</b>	10:47'34.051
7	21.510	26.033	17.417	25.250	1'30.210	312,7	10:49'04.261

**6° 1 T. RAZGATLIOGLU [1'29.498]**

Lap	Seg1	Seg2	Seg3	Seg4	Lap Time	km/h	Local Time
							10:38'13.123
1	34.737	29.445	18.339	26.520	1'49.041P		10:40'02.164
2	21.684	26.385	17.526	25.588	1'31.183	310,9	10:41'33.347
3	21.416	39.417	18.025	27.148	1'46.006	<b>315,4</b>	10:43'19.353
4	21.551	25.853	<b>17.171</b>	25.151	1'29.726	310,0	10:44'49.079
5	21.415	<b>25.779</b>	17.230	<b>25.074</b>	<b>1'29.498</b>	312,7	10:46'18.577
6	21.459	25.847	17.570	25.215	1'30.091	311,8	10:47'48.668

7	<b>21.410</b>	25.901	17.400	25.136	1'29.847	312,7	10:49'18.515
---	---------------	--------	--------	--------	----------	-------	--------------

**7° 55 A. LOCATELLI [1'29.919]**

Lap	Seg1	Seg2	Seg3	Seg4	Lap Time	km/h	Local Time
							10:38'20.612
1	32.185	27.864	17.854	1'27.437	2'45.340P		10:41'05.952
2	30.963	26.428	17.276	25.838	1'40.505P		10:42'46.457
3	21.701	26.045	17.245	25.443	1'30.434	306,5	10:44'16.891
4	21.598	26.037	<b>17.157</b>	<b>25.199</b>	1'29.991	307,3	10:45'46.882
5	21.550	<b>25.977</b>	17.173	25.219	<b>1'29.919</b>	<b>309,1</b>	10:47'16.801
6	<b>21.523</b>	25.987	17.258	25.327	1'30.095	308,2	10:48'46.896

**8° 47 A. BASSANI [1'29.936]**

Lap	Seg1	Seg2	Seg3	Seg4	Lap Time	km/h	Local Time
							10:38'19.552
1	32.803	28.007	18.538	26.134	1'45.482P		10:40'05.034
2	21.958	26.393	17.341	25.445	1'31.137	308,2	10:41'36.171
3	21.696	26.081	17.335	25.528	1'30.640	<b>311,8</b>	10:43'06.811
4	21.717	31.439	18.204	26.060	1'37.420	310,9	10:44'44.231
5	21.615	25.954	17.367	25.370	1'30.306	308,2	10:46'14.537
6	21.669	25.954	17.200	<b>25.207</b>	1'30.030	310,0	10:47'44.567
7	<b>21.608</b>	<b>25.919</b>	<b>17.157</b>	25.252	<b>1'29.936</b>	310,0	10:49'14.503

**9° 45 S. REDDING [1'29.938]**

Lap	Seg1	Seg2	Seg3	Seg4	Lap Time	km/h	Local Time
							10:38'04.532
1	33.925	30.208	20.753	27.571	1'52.457P		10:39'56.989
2	22.039	26.352	17.547	25.482	1'31.420	312,7	10:41'28.409
3	21.744	26.014	17.301	25.381	1'30.440	<b>313,6</b>	10:42'58.849
4	21.712	25.846	17.350	25.374	1'30.282	312,7	10:44'29.131
5	21.649	26.036	<b>17.273</b>	25.268	1'30.226	311,8	10:45'59.357
6	<b>21.620</b>	<b>25.826</b>	17.274	<b>25.218</b>	<b>1'29.938</b>	312,7	10:47'29.295
7	21.757	26.016	17.472	25.383	1'30.628	<b>313,6</b>	10:48'59.923

**10° 5 V. MONTELLA [1'30.112]**

Lap	Seg1	Seg2	Seg3	Seg4	Lap Time	km/h	Local Time
							10:38'12.579
1	34.990	29.642	18.337	26.703	1'49.672P		10:40'02.251
2	21.966	26.300	17.477	25.490	1'31.233	303,9	10:41'33.484
3	21.837	26.245	17.212	25.235	1'30.529	318,2	10:43'04.013
4	21.748	<b>25.933</b>	<b>17.194</b>	25.237	<b>1'30.112</b>	317,2	10:44'34.125
5	21.570	25.990	17.417	25.309	1'30.286	<b>321,0</b>	10:46'04.411
6	21.591	26.020	17.284	25.354	1'30.249	319,1	10:47'34.660
7	<b>21.566</b>	26.089	17.288	<b>25.214</b>	1'30.157	320,1	10:49'04.817

**11° 49 T. NAGASHIMA [1'30.113]**

Lap	Seg1	Seg2	Seg3	Seg4	Lap Time	km/h	Local Time
							10:38'04.317
1	32.832	27.451	17.880	28.202	1'46.365P		10:39'50.682
2	22.191	26.350	17.460	25.490	1'31.491	303,9	10:41'22.173
3	21.675	26.243	17.347	25.286	1'30.551	310,0	10:42'52.724
4	21.618	26.191	17.358	25.364	1'30.531	<b>311,8</b>	10:44'23.255
5	<b>21.514</b>	26.104	<b>17.271</b>	25.224	<b>1'30.113</b>	310,9	10:45'53.368
6	21.705	26.109	17.343	25.519	1'30.676		10:47'24.044
7	21.558	<b>25.983</b>	17.391	<b>25.213</b>	1'30.145	310,0	10:48'54.189

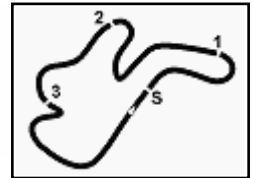
**12° 31 G. GERLOFF [1'30.118]**

Lap	Seg1	Seg2	Seg3	Seg4	Lap Time	km/h	Local Time
							10:38'04.819
1	32.456	27.474	18.151	27.483	1'45.564P		10:39'50.383
2	21.937	26.328	17.449	25.589	1'31.303	307,3	10:41'21.686
3	21.638	26.224	17.455	25.523	1'30.840	<b>311,8</b>	10:42'52.526

23/02/2025 P = Pits In/Out - C = Lap Time Cancelled

These data/results cannot be reproduced, stored and/or transmitted in whole or in part by any manner of electronic, mechanical, photocopying, recording, broadcasting or otherwise now known or herein after developed without the previous express consent by the copyright owner, except for reproduction in daily press and regular printed publications on sale to the public within 60 days of the event related to those data/results and always provided that copyright symbol appears together as follows below.

© DORNA WSBK ORGANIZATION Srl 2025



Phillip Island 4.445 m

2 / 2

4	21.645	26.079	17.395	<b>25.320</b>	1'30.439	<b>311,8</b>	10:44'22.965	2	22.357	26.626	17.698	25.638	1'32.319	306,5	10:41'23.757
5	21.569	26.044	17.349	25.328	1'30.290	<b>311,8</b>	10:45'53.255	3	22.046	26.499	17.545	25.529	1'31.619	306,5	10:42'55.376
6	<b>21.467</b>	<b>25.936</b>	<b>17.314</b>	25.401	<b>1'30.118</b>		10:47'23.373	4	31.440	30.293	18.237	29.477	1'49.447	305,6	10:44'44.823
7	21.644	26.099	17.450	25.594	1'30.787	310,0	10:48'54.160	5	21.838	26.207	<b>17.362</b>	25.401	1'30.808	307,3	10:46'15.631

6	<b>21.692</b>	<b>26.177</b>	17.410	<b>25.371</b>	<b>1'30.650</b>	<b>312,7</b>	10:47'46.281	6	<b>21.692</b>	<b>26.177</b>	17.410	<b>25.371</b>	<b>1'30.650</b>	<b>312,7</b>	10:47'46.281
7	21.808	26.182	17.531	25.537	1'31.058	306,5	10:49'17.339	7	21.808	26.182	17.531	25.537	1'31.058	306,5	10:49'17.339

**13° 77 D. AEGERTER [1'30.154]**

Lap	Seg1	Seg2	Seg3	Seg4	Lap Time	km/h	Local Time
							10:38'17.537
1	33.108	27.807	17.673	26.382	1'44.970P		10:40'02.507
2	21.946	26.340	17.418	25.457	1'31.161	315,4	10:41'33.668
3	21.860	26.835	19.779	25.869	1'34.343	<b>320,1</b>	10:43'08.011
4	21.607	27.016	18.355	27.267	1'34.245	310,0	10:44'42.256
5	21.738	26.467	<b>17.303</b>	<b>25.249</b>	1'30.757	310,9	10:46'13.013
6	<b>21.344</b>	<b>26.025</b>	17.327	25.458	<b>1'30.154</b>	309,1	10:47'43.167
7	21.374	26.096	17.316	25.400	1'30.186	307,3	10:49'13.353

**19° 95 T. MACKENZIE [1'31.198]**

Lap	Seg1	Seg2	Seg3	Seg4	Lap Time	km/h	Local Time
							10:38'09.846
1	32.213	27.210	18.672	26.671	1'44.766P		10:39'54.612
2	22.276	26.597	20.131	25.912	1'34.916	302,2	10:41'29.528
3	22.054	26.422	17.593	25.753	1'31.822	<b>309,1</b>	10:43'01.350
4	22.168	<b>26.262</b>	17.716	25.532	1'31.678	304,7	10:44'33.028
5	<b>21.880</b>	26.301	<b>17.512</b>	<b>25.505</b>	<b>1'31.198</b>	303,0	10:46'04.226
6	26.439	46.494	18.445	27.194	1'58.572	300,5	10:48'02.798

**14° 97 X. VIERGE [1'30.326]**

Lap	Seg1	Seg2	Seg3	Seg4	Lap Time	km/h	Local Time
							10:38'40.909
1	31.910	26.829	17.582	25.864	1'42.185P		10:40'23.094
2	21.927	30.438	22.425	29.254	1'44.044	<b>313,6</b>	10:42'07.138
3	21.719	26.272	17.432	25.335	1'30.758	311,8	10:43'37.896
4	21.733	26.156	17.399	25.191	1'30.479	<b>313,6</b>	10:45'08.375
5	21.824	27.640	<b>17.314</b>	<b>25.152</b>	1'31.930	312,7	10:46'40.305
6	<b>21.607</b>	<b>26.077</b>	17.369	25.273	<b>1'30.326</b>	312,7	10:48'10.631

**20° 99 B. SOFUOGLU [1'31.282]**

Lap	Seg1	Seg2	Seg3	Seg4	Lap Time	km/h	Local Time
							10:38'07.622
1	32.330	27.755	19.053	27.598	1'46.736P		10:39'54.358
2	22.192	26.566	17.491	26.081	1'32.330	301,3	10:41'26.688
3	22.062	26.802	17.880	25.853	1'32.597	305,6	10:42'59.285
4	22.028	<b>26.210</b>	17.449	25.672	1'31.359	298,8	10:44'30.644
5	21.942	26.251	<b>17.447</b>	<b>25.642</b>	<b>1'31.282</b>	<b>306,5</b>	10:46'01.926
6	<b>21.902</b>	27.633	17.558	25.697	1'32.790	304,7	10:47'34.716
7	21.936	26.352	17.564	25.690	1'31.542	304,7	10:49'06.258

**15° 19 A. BAUTISTA [1'30.377]**

Lap	Seg1	Seg2	Seg3	Seg4	Lap Time	km/h	Local Time
							10:39'06.223
1	38.296	28.194	17.981	26.410	1'50.881P		10:40'57.104
2	21.796	26.910	17.476	25.472	1'31.654	313,6	10:42'28.758
3	21.590	<b>26.107</b>	<b>17.298</b>	25.423	1'30.418	316,3	10:43'59.176
4	21.565	26.181	17.366	25.413	1'30.525	316,3	10:45'29.701
5	<b>21.542</b>	26.140	17.596	25.475	1'30.753	316,3	10:47'00.454
6	21.626	26.114	17.320	<b>25.317</b>	<b>1'30.377</b>	<b>319,1</b>	10:48'30.831

**21° 21 Z. ZAIDI [1'34.287]**

Lap	Seg1	Seg2	Seg3	Seg4	Lap Time	km/h	Local Time
							10:38'10.301
1	32.554	27.380	18.680	26.724	1'45.338P		10:39'55.639
2	24.957	27.348	18.229	26.392	1'36.926	301,3	10:41'32.565
3	22.595	27.035	18.295	26.399	1'34.324	301,3	10:43'06.889
4	22.538	<b>26.994</b>	18.361	26.407	1'34.300	301,3	10:44'41.189
5	22.664	27.063	<b>18.182</b>	<b>26.378</b>	<b>1'34.287</b>	301,3	10:46'15.476
6	<b>22.464</b>	27.136	18.548	26.433	1'34.581	302,2	10:47'50.057
7	22.678	27.130	18.364	26.387	1'34.559	<b>303,0</b>	10:49'24.616

**16° 17 R. VICKERS [1'30.388]**

Lap	Seg1	Seg2	Seg3	Seg4	Lap Time	km/h	Local Time
							10:38'09.947
1	35.954	30.110	18.709	26.347	1'51.120P		10:40'01.067
2	22.206	26.738	18.152	25.798	1'32.894	310,0	10:41'33.961
3	21.921	26.724	17.936	25.755	1'32.336	<b>321,0</b>	10:43'06.297
4	21.978	26.156	17.570	25.410	1'31.114	311,8	10:44'37.411
5	21.900	26.144	17.471	25.277	1'30.792	313,6	10:46'08.203
6	24.526	28.197	17.508	25.320	1'35.551	313,6	10:47'43.754
7	<b>21.694</b>	<b>26.045</b>	<b>17.438</b>	<b>25.211</b>	<b>1'30.388</b>	313,6	10:49'14.142

**22° 60 M. VAN DER MARK**

Lap	Seg1	Seg2	Seg3	Seg4	Lap Time	km/h	Local Time
							10:38'08.281

**17° 87 R. GARDNER [1'30.391]**

Lap	Seg1	Seg2	Seg3	Seg4	Lap Time	km/h	Local Time
							10:38'09.184
1	32.252	27.552	18.583	29.582	1'47.969P		10:39'57.153
2	22.142	26.447	17.429	<b>25.349</b>	1'31.367	309,1	10:41'28.520
3	21.831	26.110	17.354	25.466	1'30.761	<b>312,7</b>	10:42'59.281
4	21.687	<b>26.067</b>	<b>17.267</b>	25.370	<b>1'30.391</b>	306,5	10:44'29.672
5	<b>21.538</b>	26.142	17.297	25.462	1'30.439	310,0	10:46'00.111
6	21.549	26.123	17.324	25.485	1'30.481	310,0	10:47'30.592
7	21.610	26.189	17.353	25.583	1'30.735	308,2	10:49'01.327

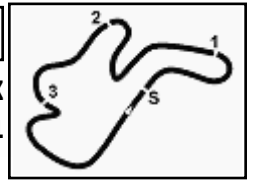
**18° 53 T. RABAT [1'30.650]**

Lap	Seg1	Seg2	Seg3	Seg4	Lap Time	km/h	Local Time
							10:38'05.018
1	33.561	27.692	17.954	27.213	1'46.420P		10:39'51.438

23/02/2025 P = Pits In/Out - C = Lap Time Cancelled

These data/results cannot be reproduced, stored and/or transmitted in whole or in part by any manner of electronic, mechanical, photocopying, recording, broadcasting or otherwise now known or herein after developed without the previous express consent by the copyright owner, except for reproduction in daily press and regular printed publications on sale to the public within 60 days of the event related to those data/results and always provided that copyright symbol appears together as follows below.

© DORNA WSBK ORGANIZATION Srl 2025



Phillip Island 4.445 m

## Australian Round, 21-23 February 2025

### Best Laps & Speeds

No.	Rider Bike	Nat	Best Lap		FP1		FP2		FP3		SP		RC1		WUP	
			LL	SPD	LL	SPD	LL	SPD	LL	SPD	LL	SPD	LL	SPD	LL	SPD
1	<b>11 N. BULEGA</b> Ducati Panigale V4R	ITA	<b>1'28.790</b> 84 325,8		1'28.922 12 315,4		<b>1'28.790</b> 24 318,2		1'28.903 13 <b>325,8</b>		1'28.824 9 321,0		1'29.345 20 322,0		1'28.956 6 318,2	
2	<b>1 T. RAZGATLIOGLU</b> BMW M1000RR	TUR	<b>1'28.918</b> 73 326,8		1'29.779 13 314,5		1'29.599 16 313,6		1'29.106 9 <b>326,8</b>		<b>1'28.918</b> 8 324,9		1'30.053 20 <b>326,8</b>		1'29.498 7 315,4	
3	<b>19 A. BAUTISTA</b> Ducati Panigale V4R	ESP	<b>1'29.128</b> 88 329,8		1'29.515 21 319,1		1'29.610 22 316,3		<b>1'29.128</b> 10 323,9		1'29.520 9 325,8		1'29.933 20 <b>329,8</b>		1'30.377 6 319,1	
4	<b>29 A. IANNONE</b> Ducati Panigale V4R	ITA	<b>1'29.196</b> 80 331,8		1'29.289 17 323,9		<b>1'29.196</b> 17 317,2		1'29.308 11 327,8		1'29.266 9 324,9		1'30.051 20 <b>331,8</b>		1'29.304 6 319,1	
5	<b>9 D. PETRUCCI</b> Ducati Panigale V4R	ITA	<b>1'29.226</b> 82 332,9		1'29.584 15 319,1		1'29.604 21 321,0		<b>1'29.226</b> 11 322,0		1'29.657 8 325,8		1'30.069 20 <b>332,9</b>		1'29.415 7 317,2	
6	<b>22 A. LOWES</b> bimota KB998 Rimini	GBR	<b>1'29.303</b> 88 329,8		1'29.837 19 309,1		1'29.880 21 309,1		1'29.371 12 316,3		1'29.859 9 319,1		1'30.026 20 <b>329,8</b>		<b>1'29.303</b> 7 312,7	
7	<b>14 S. LOWES</b> Ducati Panigale V4R	GBR	<b>1'29.307</b> 86 324,9		1'29.929 20 316,3		1'29.799 20 313,6		1'29.412 11 319,1		1'29.870 8 322,0		1'29.651 20 <b>324,9</b>		<b>1'29.307</b> 7 314,5	
8	<b>45 S. REDDING</b> Ducati Panigale V4R	GBR	<b>1'29.500</b> 72 326,8		1'30.429 11 310,0		1'30.026 12 312,7		<b>1'29.500</b> 13 <b>326,8</b>		1'29.679 9 324,9		1'30.102 20 325,8		1'29.938 7 313,6	
9	<b>87 R. GARDNER</b> Yamaha YZF R1	AUS	<b>1'29.565</b> 68 320,1		1'30.553 16 315,4		1'30.299 17 310,9		<b>1'29.565</b> 9 317,2		1'29.834 8 <b>320,1</b>		1'31.342 11 315,4		1'30.391 7 312,7	
10	<b>47 A. BASSANI</b> bimota KB998 Rimini	ITA	<b>1'29.581</b> 78 330,8		1'29.916 14 311,8		1'30.117 17 310,0		<b>1'29.581</b> 11 320,1		1'29.970 9 323,9		1'30.205 20 <b>330,8</b>		1'29.936 7 311,8	
11	<b>5 Y. MONTELLA</b> Ducati Panigale V4R	ITA	<b>1'29.686</b> 74 328,8		1'30.289 23 319,1		1'29.815 23 315,4		<b>1'29.686</b> 11 322,9		1'29.962 9 323,9				1'30.112 7 321,0	
12	<b>77 D. AEGERTER</b> Yamaha YZF R1	SUI	<b>1'29.739</b> 87 325,8		<b>1'29.739</b> 24 314,5		1'30.676 17 308,2		1'30.215 10 319,1		1'30.099 9 320,1		1'30.687 20 <b>325,8</b>		1'30.154 7 320,1	
13	<b>60 M. VAN DER MARK</b> BMW M1000RR	NED	<b>1'29.754</b> 66 325,8		1'30.132 18 316,3		1'30.059 19 313,6		1'30.155 13 323,9		<b>1'29.754</b> 8 322,0		1'30.453 8 <b>325,8</b>			
14	<b>55 A. LOCATELLI</b> Yamaha YZF R1	ITA	<b>1'29.783</b> 83 327,8		1'29.849 17 319,1		1'30.105 20 311,8		1'29.982 10 320,1		<b>1'29.783</b> 10 322,9		1'30.295 20 <b>327,8</b>		1'29.919 6 309,1	
15	<b>97 X. VIERGE</b> Honda CBR1000 RR-R	ESP	<b>1'29.924</b> 80 327,8		1'30.381 18 316,3		1'30.205 21 315,4		1'30.011 6 323,9		<b>1'29.924</b> 9 <b>327,8</b>		1'30.670 20 <b>327,8</b>		1'30.326 6 313,6	
16	<b>49 T. NAGASHIMA</b> Honda CBR1000 RR-R	JPN	<b>1'30.113</b> 86 324,9		1'31.017 20 316,3		1'31.042 18 311,8		1'30.825 11 316,3		1'30.989 10 322,0		1'31.205 20 <b>324,9</b>		<b>1'30.113</b> 7 311,8	
17	<b>31 G. GERLOFF</b> Kawasaki ZX-10RR	USA	<b>1'30.118</b> 80 326,8		1'30.395 19 316,3		1'30.193 26 316,3		1'30.470 13 322,0		1'30.768 9 322,9		1'30.920 6 <b>326,8</b>		<b>1'30.118</b> 7 311,8	
18	<b>17 R. VICKERS</b> Ducati Panigale V4R	GBR	<b>1'30.169</b> 77 323,9		1'30.560 16 318,2		<b>1'30.169</b> 17 317,2		1'30.237 8 <b>323,9</b>		1'30.292 9 322,9		1'31.187 20 322,9		1'30.388 7 321,0	
19	<b>7 I. LECUONA</b> Honda CBR1000 RR-R	ESP	<b>1'30.196</b> 50 320,1		1'31.151 20 315,4		1'30.676 17 311,8		<b>1'30.196</b> 12 <b>320,1</b>							
20	<b>53 T. RABAT</b> Yamaha YZF R1	ESP	<b>1'30.650</b> 62 316,3		1'30.978 13 306,5		1'31.303 17 304,7		1'30.741 11 315,4		1'31.202 9 <b>316,3</b>		1'31.780 5 <b>316,3</b>		<b>1'30.650</b> 7 312,7	
21	<b>95 T. MACKENZIE</b> Honda CBR1000 RR-R	GBR	<b>1'30.900</b> 62 323,9		1'31.459 11 306,5		1'31.445 6 310,9		<b>1'30.900</b> 10 314,5		1'31.790 9 322,0		1'32.001 20 <b>323,9</b>		1'31.198 6 309,1	
22	<b>99 B. SOFUOGLU</b> Yamaha YZF R1	TUR	<b>1'30.901</b> 80 316,3		1'31.088 15 313,6		1'31.235 17 308,2		1'30.915 11 314,5		<b>1'30.901</b> 10 <b>316,3</b>		1'31.328 20 314,5		1'31.282 7 306,5	
23	<b>21 Z. ZAIDI</b> Honda CBR1000 RR-R	MAS	<b>1'34.287</b> 62 317,2		1'37.039 17 301,3		1'35.407 18 303,0		1'34.679 11 312,7		1'34.445 9 <b>317,2</b>				<b>1'34.287</b> 7 303,0	

23/02/2025

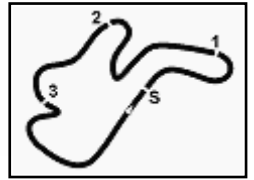
These data/results cannot be reproduced, stored and/or transmitted in whole or in part by any manner of electronic, mechanical, photocopying, recording, broadcasting or otherwise now known or herein after developed without the previous express consent by the copyright owner, except for reproduction in daily press and regular printed publications on sale to the public within 60 days of the event related to those data/results and always provided that copyright symbol appears together as follows below.

© DORNA WSBK ORGANIZATION Srl 2025

FICR PERUGIA TIMING







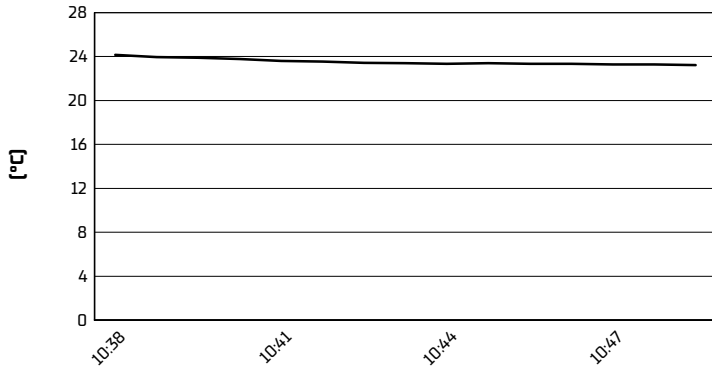
Phillip Island 4.445 m

**Australian Round, 21-23 February 2025**

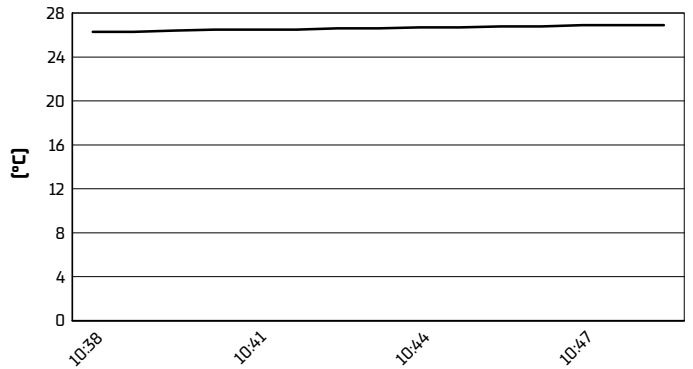
**Weather Report Warm Up**

Session started 10:38 - Session ended 10:49


**Air Temperature**



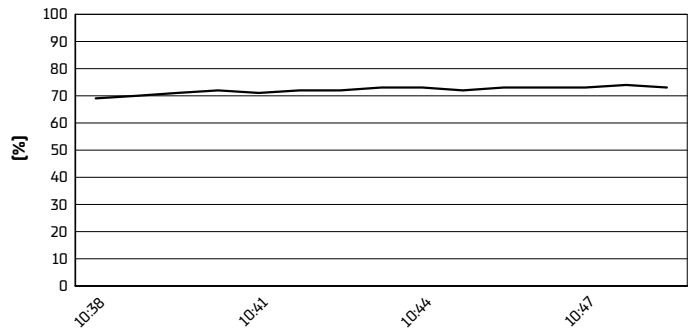
**Track Temperature**



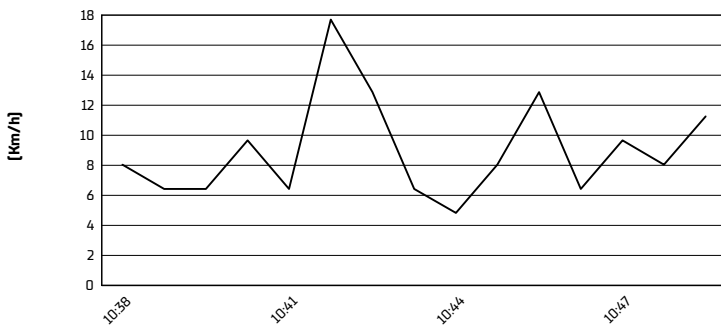
**Air Pressure**



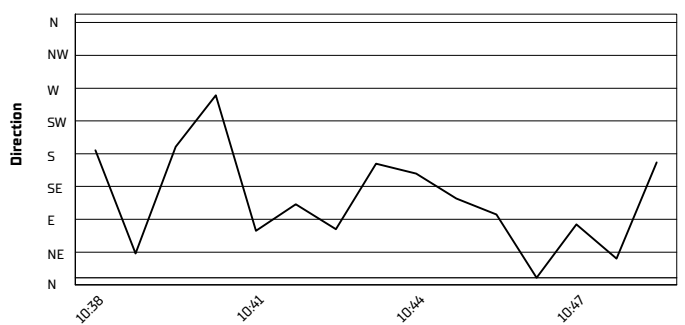
**Humidity**



**Wind Speed**



**Wind Direction**

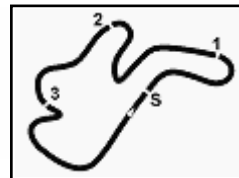


23/02/2025

These data/results cannot be reproduced, stored and/or transmitted in whole or in part by any manner of electronic, mechanical, photocopying, recording, broadcasting or otherwise now known or herein after developed without the previous express consent by the copyright owner, except for reproduction in daily press and regular printed publications on sale to the public within 60 days of the event related to those data/results and always provided that copyright symbol appears together as follows below.

© DORNA WSBK ORGANIZATION Srl 2025





Phillip Island 4.445 m

## Australian Round, 21-23 February 2025

Starting Grid - Tissot Superpole Race (10 Laps x 4,445 km = 44,450 km)

1	11	BULEGA N. Ducati	1'28.824	2	1	RAZGATLIOGLU T. BMW	1'28.918	3	29	IANNONE A. Ducati	1'29.266
2	19	BAUTISTA A. Ducati	1'29.520	5	9	PETRUCCI D. Ducati	1'29.657	6	45	REDDING S. Ducati	1'29.679
3	60	VAN DER MARK M. BMW	1'29.754	8	55	LOCATELLI A. Yamaha	1'29.783	9	87	GARDNER R. Yamaha	1'29.834
4	22	LOWES A. bimota	1'29.859	11	14	LOWES S. Ducati	1'29.870	12	97	VIERGE X. Honda	1'29.924
5	5	MONTELLA Y. Ducati	1'29.962	14	47	BASSANI A. bimota	1'29.970	15	77	AEGERTER D. Yamaha	1'30.099
6	17	VICKERS R. Ducati	1'30.292	17	31	GERLOFF G. Kawasaki	1'30.768	18	99	SOFUOGLU B. Yamaha	1'30.901
7	49	NAGASHIMA T. Honda	1'30.989	20	53	RABAT T. Yamaha	1'31.202	21	95	MACKENZIE T. Honda	1'31.790

23/02/2025 The Race Director .....

These data/results cannot be reproduced, stored and/or transmitted in whole or in part by any manner of electronic, mechanical, photocopying, recording, broadcasting or otherwise now known or herein after developed without the previous express consent by the copyright owner, except for reproduction in daily press and regular printed publications on sale to the public within 60 days of the event related to those data/results and always provided that copyright symbol appears together as follows below. © DORNA WSBK ORGANIZATION Srl 2025