

Australian Round, 21-23 February 2025
Chronological Analysis Race 1

Start at 14:30'27.515

1 / 4

1° 62 S. MANZI [1'32.837]								4° 11 B. BENDSNEYDER [1'32.643]							
Lap	Seg1	Seg2	Seg3	Seg4	Lap Time	km/h	Local Time	Lap	Seg1	Seg2	Seg3	Seg4	Lap Time	km/h	Local Time
1		27.247	17.794	26.006	1'39.341	210,9	14:32'06.856	1		27.727	17.645	26.033	1'39.805	207,6	14:32'07.320
2	22.235	27.175	17.716	26.049	1'33.175	279,5	14:33'40.031	2	22.310	27.525	17.735	26.103	1'33.673	281,7	14:33'40.993
3	22.209	27.133	17.904	26.197	1'33.443	283,2	14:35'13.474	3	22.247	28.833	17.818	25.981	1'34.879	280,3	14:35'15.872
4	22.689	27.097	17.842	26.114	1'33.742	270,5	14:36'47.216	4	22.242	27.385	17.762	26.056	1'33.445	278,8	14:36'49.317
5	22.406	27.190	17.931	26.181	1'33.708C	278,1	14:38'20.924	5	22.384	27.455	19.813	26.518	1'36.170C	281,0	14:38'25.487
6	22.373	27.128	17.810	26.164	1'33.475	272,5	14:39'54.399	6	22.573	27.240	17.770	26.203	1'33.786	275,3	14:39'59.273
7	22.569	27.121	17.768	26.181	1'33.639	274,6	14:41'28.038	7	22.464	27.313	17.734	26.241	1'33.752	273,2	14:41'33.025
8	22.362	27.047	17.833	26.137	1'33.379	271,1	14:43'01.417	8	22.350	27.074	17.728	26.101	1'33.253	276,0	14:43'06.278
9	22.325	27.126	17.824	1'32.273	2'39.548P	271,1	14:45'40.965	9	22.478	27.269	17.846	1'29.340	2'36.933P	280,3	14:45'43.211
10	32.596	27.100	17.955	25.838	1'43.489P		14:47'24.454	10	34.735	27.243	17.867	25.956	1'45.801P		14:47'29.012
11	22.213	27.092	17.687	25.845	1'32.837	278,1	14:48'57.291	11	22.095	27.031	17.657	25.916	1'32.699	276,7	14:49'01.711
12	22.105	26.964	17.769	26.568	1'33.406	280,3	14:50'30.697	12	22.170	26.914	17.646	25.913	1'32.643	276,7	14:50'34.354
13	22.753	27.171	17.706	26.003	1'33.633	265,8	14:52'04.330	13	22.231	27.243	17.749	26.043	1'33.266	282,5	14:52'07.620
14	22.302	27.205	17.870	26.053	1'33.430	277,4	14:53'37.760	14	22.377	27.367	17.606	25.955	1'33.305	283,9	14:53'40.925
15	22.384	27.152	17.791	25.994	1'33.321	273,9	14:55'11.081	15	22.584	27.099	17.572	26.021	1'33.276	283,2	14:55'14.201
16	22.205	27.339	17.833	26.055	1'33.432	276,0	14:56'44.513	16	22.266	27.087	17.641	25.976	1'32.970	275,3	14:56'47.171
17	22.637	27.282	17.841	26.197	1'33.957	274,6	14:58'18.470	17	22.232	27.020	17.782	26.005	1'33.039	276,7	14:58'20.210
18	22.801	27.198	17.841	26.338	1'34.178	273,2	14:59'52.648	18	22.298	27.037	17.731	25.964	1'33.030	278,1	14:59'53.240
Race Time 29'25.133								Race Time 29'25.725 + 0.855Pen							

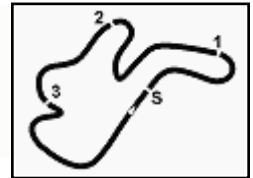
2° 69 T. BOOTH-AMOS [1'32.910]								5° 61 C. ONCU [1'33.276]							
Lap	Seg1	Seg2	Seg3	Seg4	Lap Time	km/h	Local Time	Lap	Seg1	Seg2	Seg3	Seg4	Lap Time	km/h	Local Time
1		27.624	17.653	25.904	1'39.324	208,4	14:32'06.839	1		27.006	17.886	26.209	1'38.419	208,4	14:32'05.934
2	22.464	27.123	17.703	26.060	1'33.350	276,7	14:33'40.189	2	22.566	27.154	17.812	26.137	1'33.669	269,1	14:33'39.603
3	22.437	27.167	17.895	26.019	1'33.518	286,2	14:35'13.707	3	22.318	27.718	17.895	26.008	1'33.939	268,4	14:35'13.542
4	22.543	27.275	17.766	26.051	1'33.635	281,0	14:36'47.342	4	22.518	27.310	18.038	26.065	1'33.931	276,0	14:36'47.473
5	22.612	27.164	17.865	26.170	1'33.811C	283,9	14:38'21.153	5	22.593	27.204	17.848	26.107	1'33.752C	284,7	14:38'21.225
6	22.696	27.196	17.772	25.966	1'33.630	279,5	14:39'54.783	6	22.286	27.118	17.785	26.087	1'33.276	281,7	14:39'54.501
7	22.453	27.456	17.711	25.962	1'33.582	284,7	14:41'28.365	7	22.363	26.966	17.911	26.513	1'33.753	279,5	14:41'28.254
8	22.483	27.058	17.833	1'26.725	2'34.099P	281,0	14:44'02.464	8	22.790	27.204	17.772	26.195	1'33.961	276,7	14:44'02.215
9	39.032	27.160	17.697	25.919	1'49.808P		14:45'52.272	9	22.251	27.000	17.788	1'32.138	2'39.177P	271,1	14:45'41.392
10	22.412	27.666	17.631	25.926	1'33.635	282,5	14:47'25.907	10	31.220	26.944	17.932	26.071	1'42.167P		14:47'23.559
11	22.388	27.007	17.707	25.808	1'32.910	281,7	14:48'58.817	11	22.372	27.055	17.891	26.023	1'33.341	281,0	14:48'56.900
12	22.369	26.895	17.817	26.000	1'33.081	283,2	14:50'31.898	12	22.151	27.063	17.968	26.625	1'33.807	282,5	14:50'30.707
13	22.387	27.255	17.828	26.001	1'33.471	283,2	14:52'05.369	13	22.983	27.222	17.818	26.023	1'34.046	267,1	14:52'04.753
14	22.249	26.986	17.864	25.937	1'33.036	286,2	14:53'38.405	14	22.487	27.105	17.832	26.760	1'34.184	276,7	14:53'38.937
15	22.323	27.113	17.798	25.948	1'33.182	283,9	14:55'11.587	15	22.270	27.065	17.903	26.135	1'33.373	276,0	14:55'12.310
16	22.396	27.133	17.824	26.105	1'33.458	285,4	14:56'45.045	16	22.319	27.242	18.074	26.202	1'33.837	278,1	14:56'46.147
17	22.423	27.274	18.106	26.052	1'33.855	287,0	14:58'18.900	17	22.525	27.460	18.232	26.209	1'34.426	273,9	14:58'20.573
18	22.491	27.296	17.775	26.508	1'34.070	286,2	14:59'52.970	18	22.573	27.416	18.209	26.390	1'34.588	279,5	14:59'55.161
Race Time 29'25.455								Race Time 29'27.646							

3° 23 M. SCHROETTER [1'32.798]								6° 51 J. MASIA [1'33.352]							
Lap	Seg1	Seg2	Seg3	Seg4	Lap Time	km/h	Local Time	Lap	Seg1	Seg2	Seg3	Seg4	Lap Time	km/h	Local Time
1		27.761	17.819	25.871	1'39.964C	211,7	14:32'07.479	1		27.036	17.714	25.922	1'38.510	211,7	14:32'06.025
2	22.325	27.188	17.710	25.848	1'33.071	286,2	14:33'40.550	2	22.630	27.254	17.906	26.053	1'33.843	270,5	14:33'39.868
3	22.386	27.365	17.816	26.165	1'33.732	285,4	14:35'14.282	3	22.251	27.419	17.866	26.087	1'33.623	279,5	14:35'13.491
4	22.301	27.336	17.813	26.073	1'33.523	290,0	14:36'47.805	4	22.463	27.096	17.927	26.192	1'33.678	276,7	14:36'47.169
5	22.428	27.259	17.819	26.041	1'33.547C	287,7	14:38'21.352	5	22.689	27.150	17.886	26.271	1'33.996C	276,0	14:38'21.165
6	22.569	27.287	17.750	25.939	1'33.545	285,4	14:39'54.897	6	22.533	27.262	17.701	26.055	1'33.551	280,3	14:39'54.716
7	22.410	27.231	17.690	26.110	1'33.441	288,5	14:41'28.338	7	22.383	27.225	17.776	26.147	1'33.531	283,2	14:41'28.247
8	22.758	27.288	17.806	1'32.587	2'40.439P	273,2	14:44'08.777	8	22.442	27.065	17.824	1'30.536	2'37.867P	282,5	14:44'06.114
9	32.554	27.034	17.803	25.895	1'43.286P		14:45'52.063	9	32.322	27.023	17.833	26.066	1'43.244P		14:45'49.358
10	22.437	27.625	17.751	25.950	1'33.763	273,2	14:47'25.826	10	23.031	27.023	17.904	26.116	1'34.074	274,6	14:47'23.432
11	22.242	27.115	17.977	25.830	1'33.164	281,0	14:48'58.990	11	22.377	27.044	17.858	26.105	1'33.384	276,0	14:48'56.816
12	22.258	27.078	17.707	26.000	1'33.043	286,2	14:50'32.033	12	22.494	27.185	17.861	26.380	1'33.920	278,8	14:50'30.736
13	22.363	26.953	17.696	25.786	1'32.798	288,5	14:52'04.831	13	22.484	26.965	17.952	26.144	1'33.545	276,0	14:52'04.281
14	22.221	27.107	17.797	26.040	1'33.165	281,7	14:53'37.996	14	22.518	27.162	17.883	26.045	1'33.608	274,6	14:53'37.889
15	22.399	27.189	17.816	25.910	1'33.314	284,7	14:55'11.310	15	22.410	27.152	17.832	25.958	1'33.352	283,2	14:55'11.241
16	22.268	27.352	17.839	26.033	1'33.492	282,5	14:56'44.802	16	22.510	27.040	17.846	26.001	1'33.397	282,5	14:56'44.638
17	22.404	27.407	17.967	26.007	1'33.785	286,2	14:58'18.587	17	22.355	27.530	17.944	26.021	1'33.850	283,9	14:58'18.488
18	23.333	27.112	17.733	26.363	1'34.541	281,0	14:59'53.128	18	22.632	27.097	18.023	26.425	1'34.177	278,1	14:59'52.665
Race Time 29'25.613								Race Time 29'25.150 + 3.510Pen							

22/02/2025 P = Pits In/Out - C = Lap Time Cancelled

These data/results cannot be reproduced, stored and/or transmitted in whole or in part by any manner of electronic, mechanical, photocopying, recording, broadcasting or otherwise now known or herein after developed without the previous express consent by the copyright owner, except for reproduction in daily press and regular printed publications on sale to the public within 60 days of the event related to those data/results and always provided that copyright symbol appears together as follows below.

© DORNA WSBK ORGANIZATION Srl 2025



Australian Round, 21-23 February 2025
Chronological Analysis Race 1

Start at 14:30'27.515

7° 32 O. BAYLISS [1'33.242]								10° 52 J. ALCOBA [1'33.663]							
Lap	Seg1	Seg2	Seg3	Seg4	Lap Time	km/h	Local Time	Lap	Seg1	Seg2	Seg3	Seg4	Lap Time	km/h	Local Time
1		27.788	17.865	25.877	1'40.133C	212,1	14:32'07.648	1		27.836	18.052	26.528	1'41.607C	218,1	14:32'09.122
2	22.409	27.236	17.808	26.010	1'33.463	287,0	14:33'41.111	2	22.539	27.173	17.905	26.404	1'34.021	282,5	14:33'43.143
3	22.507	27.174	17.835	26.094	1'33.610	284,7	14:35'14.721	3	22.495	27.423	17.936	26.264	1'34.118	278,1	14:35'17.261
4	22.499	27.088	17.842	26.121	1'33.550	282,5	14:36'48.271	4	22.368	27.418	17.949	26.372	1'34.107	280,3	14:36'51.368
5	22.622	27.305	17.867	26.447	1'34.241C	284,7	14:38'22.512	5	22.518	27.188	18.698	26.431	1'34.835C	279,5	14:38'26.203
6	22.581	27.078	17.847	26.528	1'34.034	279,5	14:39'56.546	6	22.541	27.226	17.913	26.296	1'33.976	280,3	14:40'00.179
7	22.452	27.228	17.733	26.129	1'33.542	279,5	14:41'30.088	7	22.590	27.287	17.884	26.391	1'34.152	278,8	14:41'34.331
8	22.581	27.183	17.916	1'26.737	2'34.417P	279,5	14:44'04.505	8	22.674	27.228	17.965	26.383	1'34.250	278,8	14:43'08.581
9	37.686	26.986	17.610	25.918	1'48.200P		14:45'52.705	9	22.665	27.456	17.941	26.458	1'34.520	278,1	14:44'43.101
10	22.470	27.383	17.727	26.041	1'33.621	279,5	14:47'26.326	10	22.676	27.310	18.024	1'32.626	2'40.636P	271,8	14:47'23.737
11	22.415	27.080	17.737	26.010	1'33.242	283,9	14:48'59.568	11	31.140	27.324	17.955	26.212	1'42.631P		14:49'06.368
12	22.223	27.199	17.872	26.060	1'33.354	283,9	14:50'32.922	12	22.437	27.117	17.919	26.190	1'33.663	277,4	14:50'40.031
13	22.441	27.179	18.053	26.589	1'34.262	282,5	14:52'07.184	13	22.530	27.153	17.946	26.130	1'33.759	277,4	14:52'13.790
14	22.423	27.180	17.889	25.972	1'33.464	281,0	14:53'40.648	14	22.460	27.333	17.978	26.269	1'34.040	278,8	14:53'47.830
15	23.014	27.415	17.788	25.880	1'34.097	278,8	14:55'14.745	15	22.666	27.441	18.194	26.353	1'34.654	278,8	14:55'22.484
16	22.525	27.797	17.956	26.313	1'34.591	282,5	14:56'49.336	16	22.611	27.284	18.268	26.472	1'34.635	277,4	14:56'57.119
17	22.536	27.363	17.928	25.983	1'33.810	279,5	14:58'23.146	17	22.639	27.304	18.128	26.382	1'34.453	275,3	14:58'31.572
18	22.412	27.311	17.895	26.164	1'33.782	286,2	14:59'56.928	18	22.658	27.325	18.119	26.664	1'34.766	276,7	15:00'06.338
Race Time 29'29.413								Race Time 29'38.823							

8° 53 V. DEBISE [1'32.926]								11° 5 N. ANTONELLI [1'34.002]							
Lap	Seg1	Seg2	Seg3	Seg4	Lap Time	km/h	Local Time	Lap	Seg1	Seg2	Seg3	Seg4	Lap Time	km/h	Local Time
1		28.530	17.988	26.016	1'40.735C	209,2	14:32'08.250	1		27.996	18.204	26.258	1'42.336C	223,1	14:32'09.851
2	22.058	27.257	17.667	25.944	1'32.926	281,0	14:33'41.176	2	22.701	27.766	17.897	26.292	1'34.656	285,4	14:33'44.507
3	22.224	28.186	17.655	25.981	1'34.046	288,5	14:35'15.222	3	22.650	27.595	17.907	26.177	1'34.329	280,3	14:35'18.836
4	22.086	27.244	17.804	26.020	1'33.154	281,7	14:36'48.376	4	22.897	27.860	18.192	26.405	1'35.354	276,0	14:36'54.190
5	22.368	27.178	17.699	26.204	1'33.449C	290,0	14:38'21.825	5	22.564	27.486	18.092	26.187	1'34.329C	281,7	14:38'28.519
6	22.692	27.307	17.814	26.376	1'34.189	281,7	14:39'56.014	6	22.518	27.514	17.920	26.165	1'34.117	271,8	14:40'02.636
7	22.406	27.133	17.661	25.920	1'33.120	277,4	14:41'29.134	7	22.614	27.425	17.928	26.276	1'34.243	271,1	14:41'36.879
8	22.351	27.161	17.734	26.212	1'33.458	280,3	14:43'02.592	8	22.512	27.435	17.936	26.383	1'34.266	271,1	14:43'11.145
9	22.222	27.132	17.670	1'31.716	2'38.740P	279,5	14:45'41.332	9	22.547	27.451	17.898	1'30.239	2'38.135P	271,1	14:45'49.280
10	31.973	27.253	18.187	26.725	1'44.138P		14:47'25.470	10	35.400	27.485	17.966	26.237	1'47.088P		14:47'36.368
11	22.387	27.161	17.695	25.981	1'33.224	276,0	14:48'58.694	11	22.744	27.350	17.937	26.110	1'34.141	271,1	14:49'10.509
12	24.351	27.272	17.803	26.024	1'35.450	278,1	14:50'34.144	12	22.400	27.451	17.904	26.247	1'34.002	274,6	14:50'44.511
13	22.305	27.205	17.754	26.002	1'33.266	279,5	14:52'07.410	13	22.495	27.417	17.995	26.248	1'34.155	272,5	14:52'18.666
14	22.459	27.503	17.850	25.988	1'33.800	283,2	14:53'41.210	14	22.877	27.523	17.976	26.164	1'34.540	271,8	14:53'53.206
15	22.531	27.553	17.702	25.876	1'33.662	284,7	14:55'14.872	15	22.808	27.763	18.028	26.331	1'34.930	273,9	14:55'28.136
16	22.680	27.325	17.802	26.193	1'34.000	286,2	14:56'48.872	16	22.659	27.503	17.995	26.480	1'34.637	271,1	14:57'02.773
17	22.546	27.312	17.837	26.278	1'33.973	278,8	14:58'22.845	17	22.739	27.577	17.946	26.332	1'34.594	271,8	14:58'37.367
18	22.434	27.388	17.838	26.424	1'34.084	278,1	14:59'56.929	18	22.557	27.585	18.362	26.970	1'35.474	275,3	15:00'12.841
Race Time 29'29.414								Race Time 29'45.326							

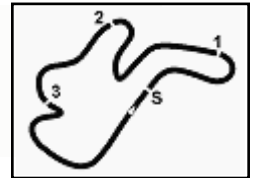
9° 94 L. MAHIAS [1'33.143]								12° 68 L. POWER [1'34.546]							
Lap	Seg1	Seg2	Seg3	Seg4	Lap Time	km/h	Local Time	Lap	Seg1	Seg2	Seg3	Seg4	Lap Time	km/h	Local Time
1		27.084	17.834	26.038	1'38.502	204,5	14:32'06.017	1		28.176	17.999	26.733	1'41.976C	219,4	14:32'09.491
2	22.395	27.143	18.133	26.147	1'33.818	271,1	14:33'39.835	2	22.949	27.466	17.818	26.450	1'34.683	278,1	14:33'44.174
3	22.565	27.547	17.808	26.216	1'34.136	274,6	14:35'13.971	3	22.732	27.420	17.911	26.483	1'34.546	277,4	14:35'18.720
4	22.455	27.294	17.855	26.157	1'33.761	278,8	14:36'47.732	4	22.809	27.845	18.256	26.489	1'35.399	277,4	14:36'54.119
5	23.521	27.732	18.907	26.366	1'36.526C	276,7	14:38'24.258	5	22.948	27.570	17.994	26.512	1'35.024C	276,7	14:38'29.143
6	22.474	27.279	17.722	26.191	1'33.666	275,3	14:39'57.924	6	22.808	27.597	17.921	26.658	1'34.984	276,0	14:40'04.127
7	22.537	27.164	17.702	26.178	1'33.581	275,3	14:41'31.505	7	22.996	27.533	18.034	26.287	1'34.850	273,9	14:41'38.977
8	22.448	27.505	17.955	26.269	1'34.177	276,7	14:43'05.682	8	22.705	27.417	17.972	26.795	1'34.889	273,9	14:43'13.866
9	22.615	27.340	18.009	1'31.568	2'39.532P	271,1	14:45'45.214	9	22.856	27.478	18.083	26.730	1'35.147	272,5	14:44'49.013
10	31.033	27.003	17.559	25.993	1'41.588P		14:47'26.802	10	22.893	27.494	18.031	1'27.253	2'35.671P	268,4	14:47'24.684
11	22.248	27.181	17.728	26.041	1'33.198	280,3	14:49'00.000	11	36.843	27.366	18.076	26.454	1'48.739P		14:49'13.423
12	22.282	27.143	17.733	25.985	1'33.143	278,8	14:50'33.143	12	22.739	27.393	18.133	26.595	1'34.860	273,9	14:50'48.283
13	22.319	27.304	17.900	26.236	1'33.759	281,0	14:52'06.902	13	22.778	27.459	18.103	26.611	1'34.951	273,2	14:52'23.234
14	22.393	27.295	17.813	26.184	1'33.685	274,6	14:53'40.587	14	22.750	27.554	18.167	26.577	1'35.048	273,2	14:53'58.282
15	22.760	27.493	17.694	26.111	1'34.058	273,2	14:55'14.645	15	22.730	27.477	18.047	26.530	1'34.784	274,6	14:55'33.066
16	22.495	27.490	17.854	26.473	1'34.312	275,3	14:56'48.957	16	22.865	27.655	18.172	26.867	1'35.559	273,2	14:57'08.625
17	22.549	27.570	17.767	26.190	1'34.076	283,2	14:58'23.033	17	22.809	27.458	18.123	26.527	1'34.917	269,8	14:58'43.542
18	22.402	27.609	17.862	26.220	1'34.093	283,2	14:59'57.126	18	22.777	27.601	18.232	26.888	1'35.498	273,2	15:00'19.040
Race Time 29'29.611 + 0.050Pen								Race Time 29'51.525							

22/02/2025

P = Pits In/Out - C = Lap Time Cancelled

These data/results cannot be reproduced, stored and/or transmitted in whole or in part by any manner of electronic, mechanical, photocopying, recording, broadcasting or otherwise now known or herein after developed without the previous express consent by the copyright owner, except for reproduction in daily press and regular printed publications on sale to the public within 60 days of the event related to those data/results and always provided that copyright symbol appears together as follows below.

© DORNA WSBK ORGANIZATION Srl 2025



Australian Round, 21-23 February 2025
Chronological Analysis Race 1

Start at 14:30'27.515

13° 50 O. VOSTATEK [1'34.283]								16° 4 L. ARBEL [1'35.300]							
Lap	Seg1	Seg2	Seg3	Seg4	Lap Time	km/h	Local Time	Lap	Seg1	Seg2	Seg3	Seg4	Lap Time	km/h	Local Time
1		28.159	18.133	26.468	1'42.938C	216,4	14:32'10.453	1		28.304	18.354	26.474	1'43.393C	220,3	14:32'10.908
2	22.683	27.422	17.951	26.227	1'34.283	287,7	14:33'44.736	2	23.131	27.745	18.202	26.627	1'35.705	281,7	14:33'46.613
3	22.559	28.100	17.999	26.227	1'34.885	285,4	14:35'19.621	3	22.800	27.708	18.249	26.543	1'35.300	281,0	14:35'21.913
4	22.525	27.945	18.237	26.332	1'35.039	281,0	14:36'54.660	4	23.016	27.789	18.381	27.140	1'36.326	276,0	14:36'58.239
5	22.618	27.609	17.998	26.590	1'34.815C	282,5	14:38'29.475	5	23.198	27.896	18.469	26.815	1'36.378C	271,8	14:38'34.617
6	22.630	27.598	18.074	26.435	1'34.737	281,7	14:40'04.212	6	23.014	27.729	18.327	26.596	1'35.666	270,5	14:40'10.283
7	22.756	27.499	18.024	26.471	1'34.750	283,2	14:41'38.962	7	23.183	27.910	18.374	26.849	1'36.316	271,1	14:41'46.599
8	22.912	27.566	18.034	1'36.361	2'44.873P	269,1	14:44'23.835	8	23.545	28.361	18.623	26.904	1'37.433	268,4	14:43'24.032
9	32.194	27.546	18.058	26.742	1'44.540P		14:46'08.375	9	23.328	27.836	18.507	1'30.932	2'40.603P	267,1	14:46'04.635
10	22.846	27.486	17.986	26.664	1'34.982	271,1	14:47'43.357	10	23.192	27.724	18.506	26.667	1'47.089P		14:47'51.724
11	22.734	27.427	17.993	26.377	1'34.531	275,3	14:49'17.888	11	23.167	27.758	18.429	26.513	1'35.867	269,8	14:49'27.591
12	22.549	27.570	18.010	26.363	1'34.492	276,7	14:50'52.380	12	23.211	27.744	18.395	26.678	1'36.028	270,5	14:51'03.619
13	22.634	27.639	18.090	26.285	1'34.648	276,7	14:52'27.028	13	23.262	27.682	18.470	26.691	1'36.105	269,1	14:52'39.724
14	22.675	27.477	18.004	26.366	1'34.522	276,0	14:54'01.550	14	23.206	27.781	18.574	26.581	1'36.142	269,8	14:54'15.866
15	22.774	27.582	17.977	26.493	1'34.826	277,4	14:55'36.376	15	23.206	27.637	18.344	26.589	1'35.776	270,5	14:55'51.642
16	22.661	27.505	17.971	26.628	1'34.765	276,7	14:57'11.141	16	22.963	27.581	18.466	26.663	1'35.673	269,8	14:57'27.315
17	22.745	27.584	18.031	26.402	1'34.762	273,9	14:58'45.903	17	23.171	27.670	18.395	26.620	1'35.856	267,1	14:59'03.171
18	22.626	27.536	18.101	26.873	1'35.136	276,7	15:00'21.009	18	22.983	27.742	18.246	26.425	1'35.396	266,5	15:00'38.567
Race Time 29'53.524								Race Time 30'11.052 + 0.795Pen							

14° 27 K. TOBA [1'33.864]								17° 63 S. AZMAN [1'34.739]								
Lap	Seg1	Seg2	Seg3	Seg4	Lap Time	km/h	Local Time	Lap	Seg1	Seg2	Seg3	Seg4	Lap Time	km/h	Local Time	
1		28.395	18.208	26.660	1'42.869C	222,6	14:32'10.384	1		28.449	18.247	26.830	1'43.248C	219,9	14:32'10.763	
2	22.366	27.305	17.911	26.282	1'33.864	283,9	14:33'44.248	2	23.090	27.657	18.004	26.440	1'35.191	278,1	14:33'45.954	
3	22.776	27.436	17.926	26.395	1'34.533	283,9	14:35'18.781	3	22.645	27.611	18.102	26.381	1'34.739	276,7	14:35'20.693	
4	22.577	27.750	18.364	26.311	1'35.002	282,5	14:36'53.783	4	22.749	27.571	18.150	27.686	1'36.156	276,7	14:36'56.849	
5	22.807	27.485	18.059	26.342	1'34.693C	276,0	14:38'28.476	5	23.090	27.953	18.472	26.986	1'36.501C	273,2	14:38'33.350	
6	22.803	27.545	17.963	26.216	1'34.527	271,8	14:40'03.003	6	23.139	28.025	18.545	26.929	1'36.638	271,1	14:40'09.988	
7	22.814	27.437	18.147	26.540	1'34.938	279,5	14:41'37.941	7	23.143	27.864	18.536	27.013	1'36.556	270,5	14:41'46.544	
8	22.897	27.731	18.297	1'48.229	2'57.154P	274,6	14:44'35.095	8	23.415	28.405	18.538	2'29.873	3'40.231P	271,8	14:45'26.775	
9	33.250	27.933	18.098	26.536	1'45.817P		14:46'20.912	9	36.174	28.394	18.659	27.126	1'50.353P		14:47'17.128	
10	22.806	27.425	18.033	26.127	1'34.391	273,9	14:47'55.303	10	23.016	28.031	18.500	26.891	1'36.438	267,8	14:48'53.566	
11	22.573	27.269	18.035	26.329	1'34.206	275,3	14:49'29.509	11	22.973	27.868	18.566	32.964	1'42.371	267,8	14:50'35.937	
12	22.509	27.340	17.993	26.292	1'34.134	277,4	14:51'03.643	12	22.927	28.044	18.478	27.038	1'36.487	273,9	14:52'12.424	
13	22.551	27.724	18.069	26.244	1'34.588	277,4	14:52'38.231	13	23.029	28.337	18.231	26.515	1'36.112	271,8	14:53'48.536	
14	22.488	27.297	18.126	26.174	1'34.085	274,6	14:54'12.316	14	22.777	27.780	18.387	26.773	1'35.717	276,7	14:55'24.253	
15	22.583	27.367	18.056	26.341	1'34.347	275,3	14:55'46.663	15	22.939	27.798	18.424	26.909	1'36.070	272,5	14:57'00.323	
16	22.426	27.356	18.104	27.078	1'34.964	273,9	14:57'21.627	16	22.968	27.809	18.509	26.949	1'36.235	269,8	14:58'36.558	
17	23.347	27.777	18.313	26.487	1'35.924	270,5	14:58'57.551	17	22.914	27.874	18.368	27.103	1'36.259	271,8	15:00'12.817	
18	23.278	28.028	18.212	26.598	1'36.116	273,2	15:00'33.667									
Race Time 30'06.152								Race Time 29'45.302								

15° 43 S. JESPERSEN [1'34.527]								RET 20 X. CARDELUS [1'33.180]								
Lap	Seg1	Seg2	Seg3	Seg4	Lap Time	km/h	Local Time	Lap	Seg1	Seg2	Seg3	Seg4	Lap Time	km/h	Local Time	
1		28.250	18.242	26.480	1'42.104C	219,9	14:32'09.619	1		27.936	18.009	26.105	1'41.012C	212,5	14:32'08.527	
2	24.586	27.693	18.148	26.352	1'36.779	287,7	14:33'46.398	2	22.203	27.172	17.731	26.074	1'33.180	282,5	14:33'41.707	
3	22.642	27.419	18.174	26.292	1'34.527	281,7	14:35'20.925	3	22.332	27.655	17.966	26.037	1'33.990	282,5	14:35'15.697	
4	22.757	27.598	18.259	39.991	1'48.605	281,7	14:37'09.530	4	22.273	27.097	17.790	26.039	1'33.199	282,5	14:36'48.896	
5	23.112	27.771	18.337	26.574	1'35.794	269,8	14:38'45.324	5	22.429	27.442	17.711	26.489	1'34.071C	283,2	14:38'22.967	
6	23.000	27.551	18.328	26.538	1'35.417	272,5	14:40'20.741	6	22.443	27.541	17.937	26.288	1'34.209	280,3	14:39'57.176	
7	22.917	27.533	18.243	26.578	1'35.271	271,8	14:41'56.012	7	22.431	27.324	17.780	26.261	1'33.796	277,4	14:41'30.972	
8	22.681	27.499	18.296	26.762	1'35.238	272,5	14:43'31.250	8	22.642	27.752	18.273	26.410	1'35.077	274,6	14:43'06.049	
9	22.838	27.513	18.298	26.640	1'35.289	271,8	14:45'06.539									
10	23.086	27.614	18.304	1'30.219	2'39.223P	271,1	14:47'45.762									
11	35.677	27.625	18.191	26.518	1'48.011P		14:49'33.773									
12	22.718	27.501	18.288	26.548	1'35.055	274,6	14:51'08.828									
13	22.684	27.465	18.253	26.455	1'34.857	275,3	14:52'43.685									
14	22.676	27.434	18.350	26.455	1'34.915	275,3	14:54'18.600									
15	22.759	27.473	18.248	26.452	1'34.932	276,7	14:55'53.532									
16	22.592	27.509	18.235	26.555	1'34.891	276,7	14:57'28.423									
17	22.693	27.509	18.214	26.406	1'34.822	274,6	14:59'03.245									
18	22.632	27.653	18.364	26.598	1'35.247	279,5	15:00'38.492									
Race Time 30'10.977								Race Time 9'38.700								

RET 21 M. RINALDI [1'33.311]								RET 29 H. VOIGHT [1'33.895]								
Lap	Seg1	Seg2	Seg3	Seg4	Lap Time	km/h	Local Time	Lap	Seg1	Seg2	Seg3	Seg4	Lap Time	km/h	Local Time	
1								1								
2								2	22.424	27.112	17.663	26.112	1'33.311	281,0	14:33'40.386	
3								3	22.437	27.383	17.737	26.241	1'33.798	283,2	14:35'14.184	
4								4	22.639	27.288	17.756	26.203	1'33.886	282,5	14:36'48.070	
5								5	22.506	27.420	17.850	26.120	1'33.896C	281,0	14:38'21.966	
6								6	22.429	27.343	17.811	36.666	1'44.249	282,5	14:40'06.215	
Race Time 9'38.700								Race Time 9'38.700								

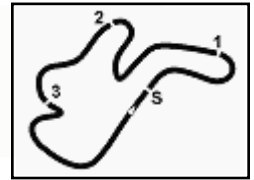
22/02/2025

P = Pits In/Out - C = Lap Time Cancelled

These data/results cannot be reproduced, stored and/or transmitted in whole or in part by any manner of electronic, mechanical, photocopying, recording, broadcasting or otherwise now known or herein after developed without the previous express consent by the copyright owner, except for reproduction in daily press and regular printed publications on sale to the public within 60 days of the event related to those data/results and always provided that copyright symbol appears together as follows below.

© DORNA WSBK ORGANIZATION Srl 2025





Phillip Island 4.445 m

Australian Round, 21-23 February 2025
Chronological Analysis Race 1

Start at 14:30'27.515

1		28.208	18.064	26.362	1'42.002C	222,1	14:32'09.517
2	22.350	27.486	17.893	26.166	1'33.895	281,0	14:33'43.412
3	22.414	27.564	18.002	26.166	1'34.146	281,0	14:35'17.558

Race Time 4'50.043

RET 7 L. VENEMAN (1'34.722)							
Lap	Seg.1	Seg.2	Seg.3	Seg.4	Lap Time	km/h	Local Time
1		28.315	18.219	26.810	1'42.835C	220,8	14:32'10.350
2	23.254	27.745	17.982	26.548	1'35.529	277,4	14:33'45.879
3	22.534	27.651	17.996	26.541	1'34.722	278,1	14:35'20.601

Race Time 4'53.086

RET 24 L. TACCINI							
Lap	Seg.1	Seg.2	Seg.3	Seg.4	Lap Time	km/h	Local Time
1		27.694	17.795			219,4	14:31'41.893

Race Time 6:92'4.5

RET 57 A. MAHENDRA							
Lap	Seg.1	Seg.2	Seg.3	Seg.4	Lap Time	km/h	Local Time
1		27.972	17.806			214,6	14:31'42.055

Race Time 6:92'4.5

22/02/2025

P = Pits In/Out - C = Lap Time Cancelled

These data/results cannot be reproduced, stored and/or transmitted in whole or in part by any manner of electronic, mechanical, photocopying, recording, broadcasting or otherwise now known or herein after developed without the previous express consent by the copyright owner, except for reproduction in daily press and regular printed publications on sale to the public within 60 days of the event related to those data/results and always provided that copyright symbol appears together as follows below.

© DORNA WSBK ORGANIZATION Srl 2025