

Australian Round, 21-23 February 2025
Results Race 2

Laps 18 = 80,010 Km - Time of Race 29'19.565 - Avg. 163,697 km/h

1 / 3

Pos	Grid	No. Rider	Nat	Team	Bike	LL	Gap	Rel.	Fastest Lap	Speed	Qualifying	Speed
1	4	69 T. BOOTH-AMOS	GBR	PTR Triumph Factory Racing	Triumph Street Triple RS 765	18			1'32.685	281,7	1'32.499	270,5
2	3	62 S. MANZI	ITA	Pata Yamaha Ten Kate Racing	Yamaha YZF R9	18	0.671	0.671	1'32.680	276,0	1'32.841	265,1
3	1	11 B. BENDSNEYDER	NED	MV Agusta Reparto Corse	MV Agusta F3 800 RR	18	1.125	0.454	1'32.300	279,5	1'32.310	264,5
4	11	21 M. RINALDI	ITA	GMT94-YAMAHA	Yamaha YZF R9	18	3.373	2.248	1'33.099	275,3	1'32.889	268,4
5	P 14	52 J. ALCOBA	ESP	Kawasaki WorldSSP Team	Kawasaki ZX-6R 636	18	9.467	6.094	1'33.020	283,2	1'33.451	268,4
6	6	94 L. MAHIAS	FRA	GMT94-YAMAHA	Yamaha YZF R9	18	10.864	1.397	1'32.606	279,5	1'32.635	271,8
7	8	32 O. BAYLISS	AUS	PTR Triumph Factory Racing	Triumph Street Triple RS 765	18	13.023	2.159	1'33.215	280,3	1'32.814	268,4
8	7	20 X. CARDELUS	AND	Orelac Racing Verdatura	Ducati Panigale V2	18	13.034	0.011	1'32.786	280,3	1'32.945	269,8
9	21	27 K. TOBA	JPN	PETRONAS MIE Honda Racing Team	Honda CBR600RR	18	13.648	0.614	1'33.342	278,1		255,1
10	P 15	50 O. VOSTATEK	CZE	WRP Racing	Ducati Panigale V2	18	14.404	0.756	1'33.387	281,7	1'33.627	268,4
11	P 16	68 L. POWER	AUS	Motozoo ME air Racing	MV Agusta F3 800 RR	18	16.964	2.560	1'33.302	276,0	1'33.825	264,5
12	17	43 S. JESPERSEN	DEN	Ecosantagata Althea Racing Team	Ducati Panigale V2	18	18.027	1.063	1'33.659	281,7	1'34.074	271,8
13	13	57 A. MAHENDRA	INA	Yamaha BLU CRU Evan Bros Team	Yamaha YZF R9	18	18.035	0.008	1'33.601	273,9	1'33.224	267,1
14	P 22	29 H. VOIGHT	AUS	D34G WorldSSP Racing Team	Ducati Panigale V2	18	25.965	7.930	1'33.319	283,2		259,4
15	P 12	24 L. TACCINI	ITA	Ecosantagata Althea Racing Team	Ducati Panigale V2	18	32.670	6.705	1'33.211	280,3	1'33.091	273,2
16	9	61 C. ONCU	TUR	Yamaha BLU CRU Evan Bros Team	Yamaha YZF R9	18	38.782	6.112	1'32.556	279,5	1'32.644	278,8
17	P 19	4 L. ARBEL	FRA	Team Fiembo-Pilote Moto Production	MV Agusta F3 800 RR	18	42.885	4.103	1'34.968	269,1	1'35.071	261,3
18	18	7 L. VENEMAN	NED	EAB Racing Team	Ducati Panigale V2	18	54.002	11.117	1'35.094	277,4	1'34.111	272,5
19	20	63 S. AZMAN	MAS	PETRONAS MIE Honda Racing Team	Honda CBR600RR	18	54.034	0.032	1'34.892	271,8	1'35.182	269,1
-----Not Classified-----												
RET	2	23 M. SCHROETTER	GER	WRP Racing	Ducati Panigale V2	10	8 Laps		1'32.746	275,3	1'32.849	273,9
RET	5	53 V. DEBISE	FRA	Renzi Corse	Ducati Panigale V2	10	8 Laps		1'32.666	278,1	1'32.724	273,9
RET	10	51 J. MASIA	ESP	Orelac Racing Verdatura	Ducati Panigale V2	10	8 Laps		1'32.905	284,7	1'32.765	273,2

AIR	Humidity:	59%	Temp:	22°C
TRACK	Condition:	Dry	Temp:	35°C

Records	Pole (SP)	2024	A.Huertas	1'31.407	175,063 Km/h
	Race (RC1)	2024	Y.Montella	1'31.271	175,324 Km/h
	All Times (WUP1)	2024	S.Manzi	1'31.249	175,366 Km/h
Race Fastest Lap		Lap 10	B.Bendsneyder	1'32.300	173,369 Km/h

LAP LEADERS					
No.	Rider	From	To	Laps	Total
61	C. ONCU	1	1	1	1
62	S. MANZI	2	2	1	1
69	T. BOOTH-AMOS	3	7	5	
53	V. DEBISE	8	8	1	1
24	L. TACCINI	9	10	2	2
21	M. RINALDI	11	11	1	1
69	T. BOOTH-AMOS	12	18	7	12

TOTAL LEADER LAPS		
No.	Rider	Laps
62	S. MANZI	12
69	T. BOOTH-AMOS	12
51	J. MASIA	4
61	C. ONCU	3
24	L. TACCINI	2
21	M. RINALDI	1
52	J. ALCOBA	1
53	V. DEBISE	1

Start 14:30 End 15:01 The results are provisional until the end of the time limit for protests and appeals and the completion of the technical checks.

23/02/2025 These data/results cannot be reproduced, stored and/or transmitted in whole or in part by any manner of electronic, mechanical, photocopying, recording, broadcasting or otherwise now known or herein after developed without the previous express consent by the copyright owner, except for reproduction in daily press and regular printed publications on sale to the public within 60 days of the event related to those data/results and always provided that copyright symbol appears together as follows below.

© DORNA WSBK ORGANIZATION Srl 2025

Australian Round, 21-23 February 2025
Results Race 2

Race Highlights

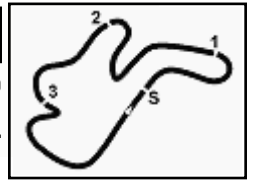
Time	No. Rider	Description
14.15.00		Sighting Lap Started
14.28.02		Warm Up Lap Started
14.30.37		Start of Session
14.34.54		No Jump Starts
14.42.56	69 T. BOOTH-AMOS	#69 Entered Pit Lane
14.42.56	23 M. SCHROETTER	#23 Entered Pit Lane
14.42.57	51 J. MASIA	#51 Entered Pit Lane
14.42.59	11 B. BENDSNEYDER	#11 Entered Pit Lane
14.43.02	32 O. BAYLISS	#32 Entered Pit Lane
14.43.06	50 O. VOSTATEK	#50 Entered Pit Lane
14.43.16	7 L. VENEMAN	#7 Entered Pit Lane
14.43.17	63 S. AZMAN	#63 Entered Pit Lane
14.44.15	69 T. BOOTH-AMOS	#69 Exited Pit Lane
14.44.15	51 J. MASIA	#51 Exited Pit Lane
14.44.16	23 M. SCHROETTER	#23 Exited Pit Lane
14.44.19	11 B. BENDSNEYDER	#11 Exited Pit Lane
14.44.24	50 O. VOSTATEK	#50 Exited Pit Lane
14.44.27	32 O. BAYLISS	#32 Exited Pit Lane
14.44.30	53 V. DEBISE	#53 Entered Pit Lane
14.44.30	20 X. CARDELUS	#20 Entered Pit Lane
14.44.31	62 S. MANZI	#62 Entered Pit Lane
14.44.31	61 C. ONCU	#61 Entered Pit Lane
14.44.31	94 L. MAHIAS	#94 Entered Pit Lane
14.44.32	21 M. RINALDI	#21 Entered Pit Lane
14.44.32	52 J. ALCOBA	#52 Entered Pit Lane
14.44.37	27 K. TOBA	#27 Entered Pit Lane
14.44.38	29 H. VOIGHT	#29 Entered Pit Lane
14.44.40	43 S. JESPERSEN	#43 Entered Pit Lane
14.44.41	57 A. MAHENDRA	#57 Entered Pit Lane
14.44.42	63 S. AZMAN	#63 Exited Pit Lane
14.44.46	7 L. VENEMAN	#7 Exited Pit Lane
14.45.48	53 V. DEBISE	#53 Exited Pit Lane
14.45.48	20 X. CARDELUS	#20 Exited Pit Lane
14.45.49	52 J. ALCOBA	#52 Exited Pit Lane
14.45.49	61 C. ONCU	#61 Exited Pit Lane
14.45.50	94 L. MAHIAS	#94 Exited Pit Lane
14.45.51	21 M. RINALDI	#21 Exited Pit Lane
14.45.51	62 S. MANZI	#62 Exited Pit Lane
14.45.56	29 H. VOIGHT	#29 Exited Pit Lane
14.45.56	27 K. TOBA	#27 Exited Pit Lane
14.45.59	43 S. JESPERSEN	#43 Exited Pit Lane
14.46.00	57 A. MAHENDRA	#57 Exited Pit Lane
14.46.11	24 L. TACCINI	#24 Entered Pit Lane
14.46.14	68 L. POWER	#68 Entered Pit Lane
14.46.25	4 L. ARBEL	#4 Entered Pit Lane
14.47.24	24 L. TACCINI	#24 Exited Pit Lane
14.47.32	68 L. POWER	#68 Exited Pit Lane
14.47.43	4 L. ARBEL	#4 Exited Pit Lane
14.47.44	50 O. VOSTATEK	#50 Penalized at the end by 0.765 for pit intervention time infringement
14.47.49	51 J. MASIA	#51 Crashed - Turn 1
14.47.49	53 V. DEBISE	#53 Crashed - Turn 1
14.48.02		Incident in turn 1 - To be reviewed after the race
14.48.45	29 H. VOIGHT	#29 Penalized at the end by 2.785 for pit intervention time infringement
14.48.53	23 M. SCHROETTER	#23 Crashed - Turn 11
14.49.58	52 J. ALCOBA	#52 Penalized at the end by 6.780 for pit intervention time infringement
14.50.09	51 J. MASIA	#51 Not Actively Competing
14.50.10	53 V. DEBISE	#53 Not Actively Competing
14.50.10	23 M. SCHROETTER	#23 Not Actively Competing

Start End The results are provisional until the end of the time limit for protests and appeals and the completion of the technical checks.

23/02/2025 14:30 15:01

These data/results cannot be reproduced, stored and/or transmitted in whole or in part by any manner of electronic, mechanical, photocopying, recording, broadcasting or otherwise now known or herein after developed without the previous express consent by the copyright owner, except for reproduction in daily press and regular printed publications on sale to the public within 60 days of the event related to those data/results and always provided that copyright symbol appears together as follows below.

© DORNA WSBK ORGANIZATION Srl 2025



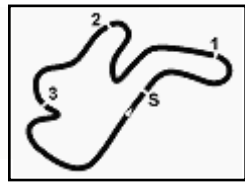
Australian Round, 21-23 February 2025
Results Race 2

14.52.32	51 J. MASIA	#51 Medical Centre
14.52.33	53 V. DEBISE	#53 Medical Centre
14.52.33	23 M. SCHROETTER	#23 Medical Centre
14.55.07	4 L. ARBEL	#4 Penalized at the end by 1.510 for pit intervention time infringement
14.55.54	24 L. TACCINI	#24 Penalized at the end by 26.760 for pit intervention time infringement
14.56.09	68 L. POWER	#68 Penalized at the end by 1.060 for pit intervention time infringement
14.59.05	61 C. ONCU	#61 Crashed - Turn 4
14.59.24	61 C. ONCU	#61 Rejoined
15.01.27		All penalties applied
15.01.31		Podium Confirmed
15.03.22		Official Ambient Air Temperature 23.2°C - Humidity 59% - Atmospheric Pressure 1012.2mbar - Fuel flow limit 46.9kg/h
15.03.43		Calculated Real Pressure 1006.6mbar
15.05.36		End of Session

23/02/2025 Start End The results are provisional until the end of the time limit for protests and appeals and the completion of the technical checks.

These data/results cannot be reproduced, stored and/or transmitted in whole or in part by any manner of electronic, mechanical, photocopying, recording, broadcasting or otherwise now known or herein after developed without the previous express consent by the copyright owner, except for reproduction in daily press and regular printed publications on sale to the public within 60 days of the event related to those data/results and always provided that copyright symbol appears together as follows below.

© DORNA WSBK ORGANIZATION Srl 2025



Phillip Island 4.445 m

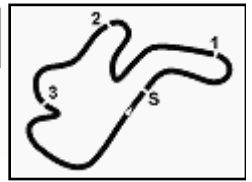
Australian Round, 21-23 February 2025
Riders Standings

	Points	Points From First	Points From Previous	February 23 PHILLIP ISLAND	March 23 PORTIMAO	April 13 ASSEN	May 4 CREMONA	May 18 MOST	June 15 MISANO	July 13 DONINGTON	July 27 BALATON	September 7 MAGNY-COURS	September 28 ARAGON	October 12 ESTORIL	October 19 JEREZ			
1 BOOTH-AMOS Tom (GBR)	45			20 25 2 1														
2 MANZI Stefano (ITA)	45	0		25 20 1 1														
3 BENDSNEYDER Bo (NED)	29	16	16	13 16 4 3														
4 BAYLISS Oliver (AUS)	18	27	11	9 9 7 4														
5 ALCOBA Jeremy (ESP)	17	28	1	6 11 10 5														
6 MAHIAS Lucas (FRA)	17	28	0	7 10 9 5														
7 SCHROETTER Marcel (GER)	16	29	1	16 3 7														
8 RINALDI Michael (ITA)	13	32	3	13 8														
9 ONCU Can (TUR)	11	34	2	11 5 9														
10 MASIA Jaume (ESP)	10	35	1	10 6 10														
11 TOBA Kaito (JPN)	9	36	1	2 7 14 11														
12 VOSTATEK Ondrej (CZE)	9	36	0	3 6 13 11														
13 POWER Luke (AUS)	9	36	0	4 5 12 11														
14 CARDELUS Xavi (AND)	8	37	1	8 14														
15 DEBISE Valentin (FRA)	8	37	0	8 8 14														
16 ANTONELLI Niccolo (ITA)	5	40	3	5 11 16														
17 JESPERSEN Simon (DEN)	5	40	0	1 4 15 16														
18 MAHENDRA Aldi (INA)	3	42	2	3 18														
19 VOIGHT Harrison (AUS)	2	43	1	2 19														
20 TACCINI Leonardo (ITA)	1	44	1	1 20														

23/02/2025 First Line: Championship Standings - Second Line: Ranking Progression

These data/results cannot be reproduced, stored and/or transmitted in whole or in part by any manner of electronic, mechanical, photocopying, recording, broadcasting or otherwise now known or herein after developed without the previous express consent by the copyright owner, except for reproduction in daily press and regular printed publications on sale to the public within 60 days of the event related to those data/results and always provided that copyright symbol appears together as follows below.

© DORNA WSBK ORGANIZATION Srl 2025



Phillip Island 4.445 m

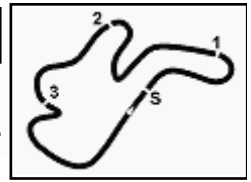
Australian Round, 21-23 February 2025
Manufacturers Standings

	Points	Points From First	Points From Previous	February 23 PHILLIP ISLAND	March 23 PORTIMAO	April 13 ASSEN	May 4 CREMONA	May 18 MOST	June 15 MISANO	July 13 DONINGTON	July 27 BALATON	September 7 MAGNY-COURS	September 28 ARAGON	October 12 ESTORIL	October 19 JEREZ			
1 TRIUMPH	45			20 25 2 1														
2 YAMAHA	45	0		25 20 1 1														
3 MV AGUSTA	29	16	16	13 16 4 3														
4 DUCATI	24	21	5	16 8 3 4														
5 KAWASAKI	17	28	7	6 11 5 5														
6 HONDA	9	36	8	2 7 6 6														

23/02/2025 First Line: Championship Standings - Second Line: Ranking Progression

These data/results cannot be reproduced, stored and/or transmitted in whole or in part by any manner of electronic, mechanical, photocopying, recording, broadcasting or otherwise now known or herein after developed without the previous express consent by the copyright owner, except for reproduction in daily press and regular printed publications on sale to the public within 60 days of the event related to those data/results and always provided that copyright symbol appears together as follows below.

© DORNA WSBK ORGANIZATION Srl 2025



Australian Round, 21-23 February 2025
Teams Standings

	February 23 PHILLIP ISLAND	March 23 PORTIMAO	April 13 ASSEN	May 4 CREMONA	May 18 MOST	June 15 MISANO	July 13 DONINGTON	July 27 BALATON	September 7 MAGNY-COURS	September 28 ARAGON	October 12 ESTORIL	October 19 JEREZ		
1 PTR Triumph Factory Racing	63													
BOTH-AMOS Tom	45	20	25											
BAYLISS Oliver	18	9	9											
2 Pata Yamaha Ten Kate Racing	45 [-18]													
MANZI Stefano	45	25	20											
3 GMT94-YAMAHA	30 [-33]													
MAHIAS Lucas	17	7	10											
RINALDI Michael	13		13											
4 MV Agusta Reparto Corse	29 [-34]													
BENDSNEYDER Bo	29	13	16											
5 WRP Racing	25 [-38]													
SCHROETTER Marcel	16	16												
VOSTATEK Ondrej	9	3	6											
6 Drelac Racing Verdnatura	18 [-45]													
MASIA Jaume	10	10												
CARDELUS Xavi	8		8											
7 Kawasaki WorldSSP Team	17 [-46]													
ALCOBA Jeremy	17	6	11											
8 Yamaha BLU CRU Evan Bros Team	14 [-49]													
ONCU Can	11	11												
MAHENDRA Aldi	3		3											
9 Motozoo ME air Racing	9 [-54]													
POWER Luke	9	4	5											
10 PETRONAS MIE Honda Racing Team	9 [-54]													
TOBA Kaito	9	2	7											
11 Renzi Corse	8 [-55]													
DEBISE Valentin	8	8												
12 Ecosantagata Althea Racing Team	6 [-57]													
JESPERSEN Simon	5	1	4											
TACCINI Leonardo	1		1											
13 VFT Racing	5 [-58]													
ANTONELLI Niccolo	5	5												
14 D34G WorldSSP Racing Team	2 [-61]													
VOIGHT Harrison	2	2												

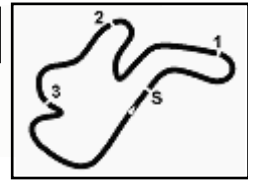
23/02/2025

These data/results cannot be reproduced, stored and/or transmitted in whole or in part by any manner of electronic, mechanical, photocopying, recording, broadcasting or otherwise now known or herein after developed without the previous express consent by the copyright owner, except for reproduction in daily press and regular printed publications on sale to the public within 60 days of the event related to those data/results and always provided that copyright symbol appears together as follows below.

© DORNA WSBK ORGANIZATION Srl 2025

FICR PERUGIA TIMING





Phillip Island 4.445 m

Australian Round, 21-23 February 2025
Pirelli Best Lap Award

	Points	Points From First	Points From Previous	February 23 PHILLIP ISLAND	March 23 PORTIMAO	April 13 ASSEN	May 4 CREMONA	May 18 MOST	June 15 MISANO	July 13 DONINGTON	July 27 BALATON	September 7 MAGNY-COURS	September 28 ARAGON	October 12 ESTORIL	October 19 JEREZ			
1 BENDSNEYDER Bo (NED)	2			1 1														

23/02/2025 First Line: Race 1 & 2

These data/results cannot be reproduced, stored and/or transmitted in whole or in part by any manner of electronic, mechanical, photocopying, recording, broadcasting or otherwise now known or herein after developed without the previous express consent by the copyright owner, except for reproduction in daily press and regular printed publications on sale to the public within 60 days of the event related to those data/results and always provided that copyright symbol appears together as follows below.

© DORNA WSBK ORGANIZATION Srl 2025

Australian Round, 21-23 February 2025
Best Sectors & Speed Race 2

RESULTS			
1	69	T. BOOTH-AMOS	Triumph Street Triple RS 765
2	62	S. MANZI	Yamaha YZF R9
3	11	B. BENDSNEYDER	MV Agusta F3 800 RR
4	21	M. RINALDI	Yamaha YZF R9
5	52	J. ALCOBA	Kawasaki ZX-6R 636
6	94	L. MAHIAS	Yamaha YZF R9
7	32	D. BAYLISS	Triumph Street Triple RS 765
8	20	X. CARDELUS	Ducati Panigale V2
9	27	K. TOBA	Honda CBR600RR
10	50	D. VOSTATEK	Ducati Panigale V2
11	68	L. POWER	MV Agusta F3 800 RR
12	43	S. JESPERSEN	Ducati Panigale V2
13	57	A. MAHENDRA	Yamaha YZF R9
14	29	H. VOIGHT	Ducati Panigale V2
15	24	L. TACCINI	Ducati Panigale V2
16	61	C. ONCU	Yamaha YZF R9
17	4	L. ARBEL	MV Agusta F3 800 RR
18	7	L. VENEMAN	Ducati Panigale V2
19	63	S. AZMAN	Honda CBR600RR
RET	23	M. SCHROETTER	Ducati Panigale V2
RET	53	V. DEBISE	Ducati Panigale V2
RET	51	J. MASIA	Ducati Panigale V2
			Laps 18

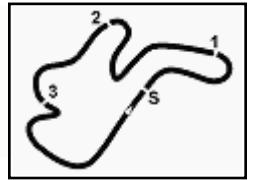
SPEED			
1	51	J. MASIA	Ducati Panigale V2
2	29	H. VOIGHT	Ducati Panigale V2
3	52	J. ALCOBA	Kawasaki ZX-6R 636
4	43	S. JESPERSEN	Ducati Panigale V2
5	50	D. VOSTATEK	Ducati Panigale V2
6	69	T. BOOTH-AMOS	Triumph Street Triple RS 765
7	32	D. BAYLISS	Triumph Street Triple RS 765
8	24	L. TACCINI	Ducati Panigale V2
9	20	X. CARDELUS	Ducati Panigale V2
10	94	L. MAHIAS	Yamaha YZF R9
11	61	C. ONCU	Yamaha YZF R9
12	11	B. BENDSNEYDER	MV Agusta F3 800 RR
13	53	V. DEBISE	Ducati Panigale V2
14	27	K. TOBA	Honda CBR600RR
15	7	L. VENEMAN	Ducati Panigale V2
16	68	L. POWER	MV Agusta F3 800 RR
17	62	S. MANZI	Yamaha YZF R9
18	23	M. SCHROETTER	Ducati Panigale V2
19	21	M. RINALDI	Yamaha YZF R9
20	57	A. MAHENDRA	Yamaha YZF R9
21	63	S. AZMAN	Honda CBR600RR
22	4	L. ARBEL	MV Agusta F3 800 RR

SEG. 1		SEG. 2		SEG. 3		SEG. 4					
1	61	C. ONCU	22.131	1	69	T. BOOTH-AMOS	26.500	1	11	B. BENDSNEYDER	25.781
2	11	B. BENDSNEYDER	22.151	2	23	M. SCHROETTER	26.551	2	69	T. BOOTH-AMOS	25.576
3	94	L. MAHIAS	22.205	3	11	B. BENDSNEYDER	26.579	3	94	L. MAHIAS	17.578
4	20	X. CARDELUS	22.208	4	62	S. MANZI	26.608	4	62	S. MANZI	17.592
5	24	L. TACCINI	22.233	5	52	J. ALCOBA	26.619	5	21	M. RINALDI	17.599
6	51	J. MASIA	22.246	6	94	L. MAHIAS	26.651	6	20	X. CARDELUS	17.607
7	62	S. MANZI	22.254	7	32	D. BAYLISS	26.680	7	11	B. BENDSNEYDER	17.610
8	27	K. TOBA	22.295	8	61	C. ONCU	26.708	8	23	M. SCHROETTER	17.639
9	21	M. RINALDI	22.303	9	51	J. MASIA	26.740	9	61	C. ONCU	17.646
10	53	V. DEBISE	22.304	10	21	M. RINALDI	26.757	10	32	D. BAYLISS	17.658
11	52	J. ALCOBA	22.335	11	53	V. DEBISE	26.765	11	51	J. MASIA	17.673
12	69	T. BOOTH-AMOS	22.341	12	20	X. CARDELUS	26.813	12	29	H. VOIGHT	17.674
13	23	M. SCHROETTER	22.343	13	57	A. MAHENDRA	26.836	13	52	J. ALCOBA	17.678
14	57	A. MAHENDRA	22.348	14	68	L. POWER	26.864	14	68	L. POWER	17.708
15	32	D. BAYLISS	22.362	15	50	D. VOSTATEK	26.870	15	50	D. VOSTATEK	17.713
16	29	H. VOIGHT	22.367	16	24	L. TACCINI	26.875	16	24	L. TACCINI	17.786
17	68	L. POWER	22.368	17	27	K. TOBA	26.892	17	27	K. TOBA	17.799
18	43	S. JESPERSEN	22.388	18	43	S. JESPERSEN	26.939	18	57	A. MAHENDRA	17.815
19	50	D. VOSTATEK	22.424	19	29	H. VOIGHT	26.974	19	43	S. JESPERSEN	17.905
20	7	L. VENEMAN	22.664	20	4	L. ARBEL	27.118	20	7	L. VENEMAN	18.022
21	63	S. AZMAN	22.817	21	63	S. AZMAN	27.221	21	4	L. ARBEL	18.112
22	4	L. ARBEL	22.957	22	7	L. VENEMAN	27.456	22	63	S. AZMAN	18.125

23/02/2025

These data/results cannot be reproduced, stored and/or transmitted in whole or in part by any manner of electronic, mechanical, photocopying, recording, broadcasting or otherwise now known or herein after developed without the previous express consent by the copyright owner, except for reproduction in daily press and regular printed publications on sale to the public within 60 days of the event related to those data/results and always provided that copyright symbol appears together as follows below.

© DORNA WSBK ORGANIZATION Srl 2025



Phillip Island 4.445 m

Australian Round, 21-23 February 2025
Lap Chart Race 2

		Lap																	
	1	2	3	4	5	6	7	8	9	10	11	12	13	14	15	16	17	18	
1	61	62	69	69	69	69	69	53	24	24	21	69	69	69	69	69	69	69	
2	62	61	62	23	23	23	23	62	68	68	69	52	62	62	62	62	62	62	
3	69	69	61	62	53	53	53	61	4	23	52	62	52	52	52	52	11	11	
4	94	23	23	53	62	62	51	20	53	53	62	21	21	21	11	11	52	52	
5	23	53	53	51	51	51	62	94	61	20	24	11	11	11	21	61	61	21	
6	53	51	51	94	61	61	61	21	20	51	11	24	24	24	61	21	21	24	
7	51	94	94	61	94	94	94	52	62	69	61	61	61	61	24	24	24	94	
8	21	21	21	20	20	20	20	29	52	94	94	94	94	94	94	94	94	32	
9	32	20	20	21	21	21	21	24	94	21	29	50	50	32	32	32	20	20	
10	20	32	52	52	52	52	52	27	21	61	20	27	32	50	20	20	32	50	
11	52	52	32	32	32	11	11	43	43	62	68	68	68	20	50	50	50	27	
12	57	11	11	11	24	24	24	57	27	52	27	32	20	27	27	27	27	68	
13	11	24	29	24	11	29	32	68	29	11	50	29	27	68	68	68	68	43	
14	24	57	24	29	29	32	29	4	23	29	32	20	43	43	43	43	43	57	
15	68	29	57	57	27	27	27	69	69	27	43	43	29	57	57	57	57	29	
16	43	68	27	27	57	57	57	51	51	50	57	57	57	29	29	29	29	61	
17	29	43	43	43	43	43	43	23	57	32	4	4	4	4	4	4	4	4	
18	27	27	68	50	50	50	50	11	11	43	7	7	7	7	7	7	7	7	
19	50	50	50	68	68	68	68	50	50	4	63	63	63	63	63	63	63	63	
20	4	4	4	4	4	4	4	32	32	57									
21	63	63	63	63	7	7	7	63	7	7									
22	7	7	7	7	63	63	63	7	63	63									

Final Result		
1	69 T. BOOTH-AMOS	Laps 18
2	62 S. MANZI	0.671
3	11 B. BENDSNEYDER	1.125
4	21 M. RINALDI	3.373
5	52 J. ALCOBA (P)	9.467
6	94 L. MAHIAS	10.864
7	32 D. BAYLISS	13.023
8	20 X. CARDELUS	13.034
9	27 K. TOBA	13.648
10	50 D. VOSTATEK (P)	14.404
11	68 L. POWER (P)	16.964
12	43 S. JESPERSEN	18.027
13	57 A. MAHENDRA	18.035
14	29 H. VOIGHT (P)	25.965
15	24 L. TACCINI (P)	32.670
16	61 C. ONCU	38.782
17	4 L. ARBEL (P)	42.885
18	7 L. VENEMAN	54.002
19	63 S. AZMAN	54.034
RET	23 M. SCHROETTER	8 Laps
RET	53 V. DEBISE	8 Laps
RET	51 J. MASIA	8 Laps

23/02/2025

These data/results cannot be reproduced, stored and/or transmitted in whole or in part by any manner of electronic, mechanical, photocopying, recording, broadcasting or otherwise now known or herein after developed without the previous express consent by the copyright owner, except for reproduction in daily press and regular printed publications on sale to the public within 60 days of the event related to those data/results and always provided that copyright symbol appears together as follows below.

© DORNA WSBK ORGANIZATION Srl 2025



Australian Round, 21-23 February 2025
Lap Chart Race 2

2 / 4

Lap 1			Lap 4			Lap 7			Lap 10		
1	61	C.Oncu 1'38.935	1	69	T.Booth-Amos 6'18.616	1	69	T.Booth-Amos 10'57.758	1	24	L.Taccini 16'46.319
2	62	S.Manzi 0.109	2	23	M.Schroetter 0.255	2	23	M.Schroetter 0.566	2	68	L.Power 4.593
3	69	T.Booth-Amos 0.125	3	62	S.Manzi 0.941	3	53	V.Debise 0.629	3	23	M.Schroetter 6.377
4	94	L.Mahias 0.285	4	53	V.Debise 0.943	4	51	J.Masia 1.113	4	53	V.Debise 6.403
5	23	M.Schroetter 0.354	5	51	J.Masia 1.116	5	62	S.Manzi 1.118	5	20	X.Cardelus 6.427
6	53	V.Debise 0.426	6	94	L.Mahias 1.539	6	61	C.Oncu 1.205	6	51	J.Masia 6.650
7	51	J.Masia 1.099	7	61	C.Oncu 1.636	7	94	L.Mahias 1.427	7	69	T.Booth-Amos 6.811
8	21	M.Rinaldi 1.143	8	20	X.Cardelus 1.669	8	20	X.Cardelus 1.640	8	94	L.Mahias 7.090
9	32	O.Bayliss 1.148	9	21	M.Rinaldi 1.944	9	21	M.Rinaldi 2.628	9	21	M.Rinaldi 7.306
10	20	X.Cardelus 1.251	10	52	J.Alcoba 2.557	10	52	J.Alcoba 3.061	10	61	C.Oncu 7.466
11	52	J.Alcoba 1.612	11	32	O.Bayliss 2.856	11	11	B.Bendsneyder 3.858	11	62	S.Manzi 8.709
12	57	A.Mahendra 2.046	12	11	B.Bendsneyder 2.914	12	24	L.Taccini 5.219	12	52	J.Alcoba 8.712
13	11	B.Bendsneyder 2.083	13	24	L.Taccini 3.458	13	32	O.Bayliss 5.219	13	11	B.Bendsneyder 9.086
14	24	L.Taccini 2.223	14	29	H.Voight 3.918	14	29	H.Voight 5.515	14	29	H.Voight 16.165
15	68	L.Power 2.700	15	57	A.Mahendra 4.494	15	27	K.Toba 6.216	15	27	K.Toba 16.835
16	43	S.Jespersen 2.780	16	27	K.Toba 4.526	16	57	A.Mahendra 7.699	16	50	O.Vostatek 17.118
17	29	H.Voight 2.829	17	43	S.Jespersen 5.254	17	43	S.Jespersen 7.711	17	32	O.Bayliss 18.424
18	27	K.Toba 2.913	18	50	O.Vostatek 5.571	18	50	O.Vostatek 8.060	18	43	S.Jespersen 18.446
19	50	O.Vostatek 3.194	19	68	L.Power 5.941	19	68	L.Power 9.479	19	4	L.Arbel 18.688
20	4	L.Arbel 3.759	20	4	L.Arbel 9.278	20	4	L.Arbel 16.444	20	57	A.Mahendra 19.602
21	63	S.Azman 4.150	21	63	S.Azman 9.904	21	7	L.Veneman 17.866	21	7	L.Veneman 42.421
22	7	L.Veneman 4.371	22	7	L.Veneman 10.380	22	63	S.Azman 18.123	22	63	S.Azman 42.600

Lap 2			Lap 5			Lap 8			Lap 11		
1	62	S.Manzi 3'12.569	1	69	T.Booth-Amos 7'51.778	1	53	V.Debise 12'31.268	1	21	M.Rinaldi 18'27.456
2	61	C.Oncu 0.027	2	23	M.Schroetter 0.175	2	62	S.Manzi 0.884	2	69	T.Booth-Amos 0.013
3	69	T.Booth-Amos 0.105	3	53	V.Debise 0.447	3	61	C.Oncu 0.890	3	52	J.Alcoba 1.204
4	23	M.Schroetter 0.492	4	62	S.Manzi 0.696	4	20	X.Cardelus 0.936	4	62	S.Manzi 1.233
5	53	V.Debise 0.646	5	51	J.Masia 0.887	5	94	L.Mahias 1.210	5	24	L.Taccini 1.685
6	51	J.Masia 0.955	6	61	C.Oncu 1.030	6	21	M.Rinaldi 2.217	6	11	B.Bendsneyder 1.727
7	94	L.Mahias 1.290	7	94	L.Mahias 1.477	7	52	J.Alcoba 2.571	7	61	C.Oncu 1.784
8	21	M.Rinaldi 1.363	8	20	X.Cardelus 1.727	8	29	H.Voight 6.085	8	94	L.Mahias 6.156
9	20	X.Cardelus 1.413	9	21	M.Rinaldi 2.074	9	24	L.Taccini 6.290	9	29	H.Voight 9.952
10	32	O.Bayliss 1.697	10	52	J.Alcoba 2.640	10	27	K.Toba 6.574	10	20	X.Cardelus 9.953
11	52	J.Alcoba 1.918	11	32	O.Bayliss 2.965	11	43	S.Jespersen 8.619	11	68	L.Power 9.986
12	11	B.Bendsneyder 1.969	12	24	L.Taccini 3.700	12	57	A.Mahendra 9.438	12	27	K.Toba 10.025
13	24	L.Taccini 2.445	13	11	B.Bendsneyder 3.749	13	68	L.Power 10.110	13	50	O.Vostatek 10.150
14	57	A.Mahendra 2.454	14	29	H.Voight 4.189	14	4	L.Arbel 18.653	14	32	O.Bayliss 10.540
15	29	H.Voight 2.514	15	27	K.Toba 4.829	15	69	T.Booth-Amos 1'00.059	15	43	S.Jespersen 11.228
16	68	L.Power 3.251	16	57	A.Mahendra 5.361	16	51	J.Masia 1'06.066	16	57	A.Mahendra 12.683
17	43	S.Jespersen 3.478	17	43	S.Jespersen 5.751	17	23	M.Schroetter 1'06.630	17	4	L.Arbel 24.010
18	27	K.Toba 3.521	18	50	O.Vostatek 6.111	18	11	B.Bendsneyder 1'07.859	18	7	L.Veneman 37.324
19	50	O.Vostatek 3.816	19	68	L.Power 6.930	19	50	O.Vostatek 1'14.168	19	63	S.Azman 37.493
20	4	L.Arbel 5.093	20	4	L.Arbel 11.475	20	32	O.Bayliss 1'17.887			
21	63	S.Azman 5.408	21	7	L.Veneman 12.770	21	63	S.Azman 1'33.407			
22	7	L.Veneman 5.875	22	63	S.Azman 12.931	22	7	L.Veneman 1'37.196			

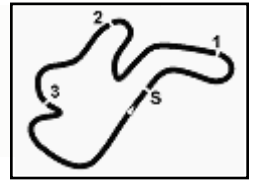
Lap 3			Lap 6			Lap 9			Lap 12		
1	69	T.Booth-Amos 4'45.600	1	69	T.Booth-Amos 9'24.834	1	24	L.Taccini 14'11.737	1	69	T.Booth-Amos 20'01.645
2	62	S.Manzi 0.375	2	23	M.Schroetter 0.145	2	68	L.Power 3.496	2	52	J.Alcoba 0.363
3	61	C.Oncu 0.397	3	53	V.Debise 0.201	3	4	L.Arbel 13.651	3	62	S.Manzi 0.495
4	23	M.Schroetter 0.525	4	62	S.Manzi 0.590	4	53	V.Debise 56.912	4	21	M.Rinaldi 0.720
5	53	V.Debise 0.731	5	51	J.Masia 0.768	5	61	C.Oncu 58.059	5	11	B.Bendsneyder 1.233
6	51	J.Masia 0.829	6	61	C.Oncu 0.824	6	20	X.Cardelus 58.812	6	24	L.Taccini 1.285
7	94	L.Mahias 1.180	7	94	L.Mahias 1.027	7	62	S.Manzi 58.866	7	61	C.Oncu 1.432
8	21	M.Rinaldi 1.450	8	20	X.Cardelus 1.457	8	52	J.Alcoba 59.023	8	94	L.Mahias 5.733
9	20	X.Cardelus 1.465	9	21	M.Rinaldi 2.299	9	94	L.Mahias 1'00.036	9	50	O.Vostatek 9.592
10	52	J.Alcoba 2.310	10	52	J.Alcoba 2.747	10	21	M.Rinaldi 1'00.495	10	27	K.Toba 9.894
11	32	O.Bayliss 2.642	11	11	B.Bendsneyder 4.053	11	43	S.Jespersen 1'04.219	11	68	L.Power 10.086
12	11	B.Bendsneyder 2.839	12	24	L.Taccini 4.255	12	27	K.Toba 1'04.352	12	32	O.Bayliss 10.133
13	29	H.Voight 3.226	13	29	H.Voight 4.523	13	29	H.Voight 1'05.740	13	29	H.Voight 10.601
14	24	L.Taccini 3.263	14	32	O.Bayliss 4.657	14	23	M.Schroetter 1'07.732	14	20	X.Cardelus 10.618
15	57	A.Mahendra 3.679	15	27	K.Toba 5.256	15	69	T.Booth-Amos 1'08.126	15	43	S.Jespersen 10.996
16	27	K.Toba 4.119	16	57	A.Mahendra 6.425	16	51	J.Masia 1'08.240	16	57	A.Mahendra 12.095
17	43	S.Jespersen 4.469	17	43	S.Jespersen 6.710	17	57	A.Mahendra 1'08.746	17	4	L.Arbel 25.357
18	68	L.Power 4.935	18	50	O.Vostatek 6.972	18	11	B.Bendsneyder 1'11.368	18	7	L.Veneman 38.646
19	50	O.Vostatek 4.960	19	68	L.Power 8.287	19	50	O.Vostatek 1'18.049	19	63	S.Azman 38.826
20	4	L.Arbel 7.141	20	4	L.Arbel 13.919	20	32	O.Bayliss 1'19.436			
21	63	S.Azman 7.533	21	7	L.Veneman 15.457	21	7	L.Veneman 1'41.463			
22	7	L.Veneman 7.938	22	63	S.Azman 15.618	22	63	S.Azman 1'41.495			

Lap 13		
1	69	T.Booth-Amos 21'34.764
2	62	S.Manzi 0.223
3	52	J.Alcoba 0.523
4	21	M.Rinaldi 0.976
5	11	B.Bendsneyder 1.394

23/02/2025

These data/results cannot be reproduced, stored and/or transmitted in whole or in part by any manner of electronic, mechanical, photocopying, recording, broadcasting or otherwise now known or herein after developed without the previous express consent by the copyright owner, except for reproduction in daily press and regular printed publications on sale to the public within 60 days of the event related to those data/results and always provided that copyright symbol appears together as follows below.

© DORNA WSBK ORGANIZATION Srl 2025



Phillip Island 4.445 m

Australian Round, 21-23 February 2025
Lap Chart Race 2

6	24	L.Taccini	1.500	16	29	H.Voight	17.411
7	61	C.Oncu	1.630	17	4	L.Arbel	35.198
8	94	L.Mahias	5.814	18	7	L.Veneman	48.305
9	50	O.Vostatek	9.993	19	63	S.Azman	48.519
10	32	O.Bayliss	10.229				
11	68	L.Power	10.269				
12	20	X.Cardelus	10.703				
13	27	K.Toba	10.751				
14	43	S.Jespersen	11.737				
15	29	H.Voight	12.290				
16	57	A.Mahendra	12.614				
17	4	L.Arbel	27.925				
18	7	L.Veneman	40.943				
19	63	S.Azman	41.091				

Lap 14

1	69	T.Booth-Amos	23'07.924	11	50	O.Vostatek	12.470
2	62	S.Manzi	0.103	12	27	K.Toba	12.574
3	52	J.Alcoba	0.480	13	68	L.Power	14.218
4	21	M.Rinaldi	0.989	14	43	S.Jespersen	16.382
5	11	B.Bendsneyder	0.989	15	57	A.Mahendra	16.519
6	24	L.Taccini	1.884	16	29	H.Voight	19.866
7	61	C.Oncu	1.959	17	4	L.Arbel	38.233
8	94	L.Mahias	6.650	18	7	L.Veneman	51.200
9	32	O.Bayliss	10.420	19	63	S.Azman	51.269
10	50	O.Vostatek	10.611				
11	20	X.Cardelus	10.673				
12	27	K.Toba	11.124				
13	68	L.Power	11.574				
14	43	S.Jespersen	12.497				
15	57	A.Mahendra	13.282				
16	29	H.Voight	13.694				
17	4	L.Arbel	30.155				
18	7	L.Veneman	43.432				
19	63	S.Azman	43.626				

Lap 15

1	69	T.Booth-Amos	24'41.230	11	27	K.Toba	13.648
2	62	S.Manzi	0.377	12	68	L.Power	15.904
3	52	J.Alcoba	0.554	13	43	S.Jespersen	18.027
4	11	B.Bendsneyder	0.570	14	57	A.Mahendra	18.035
5	21	M.Rinaldi	1.252	15	29	H.Voight	23.180
6	61	C.Oncu	1.302	16	61	C.Oncu	38.782
7	24	L.Taccini	2.257	17	4	L.Arbel	41.425
8	94	L.Mahias	7.130	18	7	L.Veneman	54.002
9	32	O.Bayliss	10.507	19	63	S.Azman	54.034
10	20	X.Cardelus	11.070				
11	50	O.Vostatek	11.085				
12	27	K.Toba	11.413				
13	68	L.Power	12.025				
14	43	S.Jespersen	13.346				
15	57	A.Mahendra	13.718				
16	29	H.Voight	15.096				
17	4	L.Arbel	32.255				
18	7	L.Veneman	45.584				
19	63	S.Azman	45.851				

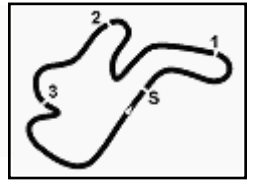
Lap 16

1	69	T.Booth-Amos	26'14.181				
2	62	S.Manzi	0.318				
3	52	J.Alcoba	0.993				
4	11	B.Bendsneyder	1.014				
5	61	C.Oncu	1.206				
6	21	M.Rinaldi	1.664				
7	24	L.Taccini	2.861				
8	94	L.Mahias	7.980				
9	32	O.Bayliss	11.172				
10	20	X.Cardelus	11.255				
11	50	O.Vostatek	11.768				
12	27	K.Toba	11.804				
13	68	L.Power	12.856				
14	43	S.Jespersen	14.576				
15	57	A.Mahendra	14.869				

23/02/2025

These data/results cannot be reproduced, stored and/or transmitted in whole or in part by any manner of electronic, mechanical, photocopying, recording, broadcasting or otherwise now known or herein after developed without the previous express consent by the copyright owner, except for reproduction in daily press and regular printed publications on sale to the public within 60 days of the event related to those data/results and always provided that copyright symbol appears together as follows below.

© DORNA WSBK ORGANIZATION Srl 2025



Phillip Island 4.445 m

4 / 4

Australian Round, 21-23 February 2025
Lap Chart Race 2

Race Pace Comparison

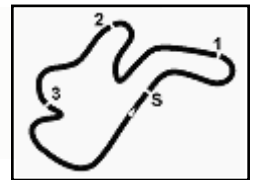
	69 Boo	62 Man	11 Ben	21 Rin	52 Alc	94 MaL	32 Bay	20 CaX	27 Tob	50 Vos	68 Pow	43 Jes	57 Mah	29 Voi
1	1'39.060	1'39.044	1'41.018	1'40.078	1'40.547	1'39.220	1'40.083	1'40.186	1'41.848	1'42.129	1'41.635	1'41.715	1'40.981	1'41.764
2	1'33.614	1'33.525	1'33.520	1'33.854	1'33.940	1'34.639	1'34.183	1'33.796	1'34.242	1'34.256	1'34.185	1'34.332	1'34.042	1'33.319
3	1'32.926	1'33.406	1'33.901	1'33.118	1'33.423	1'32.921	1'33.976	1'33.083	1'33.629	1'34.175	1'34.715	1'34.022	1'34.256	1'33.743
4	1'33.016	1'33.582	1'33.091	1'33.510	1'33.263	1'33.375	1'33.230	1'33.220	1'33.423	1'33.627	1'34.022	1'33.801	1'33.831	1'33.708
5	1'33.162	1'32.917	1'33.997	1'33.292	1'33.245	1'33.100	1'33.271	1'33.220	1'33.465	1'33.702	1'34.151	1'33.659	1'34.029	1'33.433
6	1'33.056	1'32.950	1'33.360	1'33.281	1'33.163	1'32.606	1'34.748	1'32.786	1'33.483	1'33.917	1'34.413	1'34.015	1'34.120	1'33.390
7	1'32.924	1'33.452	1'32.729	1'33.253	1'33.238	1'33.324	1'33.486	1'33.107	1'33.884	1'34.012	1'34.116	1'33.925	1'34.198	1'33.916
8	2'33.569	1'33.276	2'37.511	1'33.099	1'33.020	1'33.293	2'46.178	1'32.806	1'33.868	2'39.618	1'34.141	1'34.418	1'35.249	1'34.080
9	1'48.536	2'38.451	1'43.978	2'38.747	2'36.921	2'39.295	1'42.018	2'38.345	2'38.247	1'44.350	1'33.855	2'36.069	2'39.777	2'40.124
10	1'33.267	1'44.425	1'32.300	1'41.393	1'44.271	1'41.636	1'33.570	1'42.197	1'47.065	1'33.651	2'35.679	1'48.809	1'45.438	1'45.007
11	1'34.339	1'33.661	1'33.778	1'33.831	1'33.629	1'40.203	1'33.253	1'44.663	1'34.327	1'34.169	1'46.530	1'33.919	1'34.218	1'34.924
12	1'34.176	1'33.451	1'33.695	1'34.909	1'33.348	1'33.766	1'33.782	1'34.854	1'34.058	1'33.631	1'34.289	1'33.957	1'33.601	1'34.838
13	1'33.119	1'32.847	1'33.280	1'33.375	1'33.279	1'33.200	1'33.215	1'33.204	1'33.976	1'33.520	1'33.302	1'33.860	1'33.638	1'34.808
14	1'33.160	1'33.040	1'32.755	1'33.173	1'33.117	1'33.996	1'33.351	1'33.130	1'33.533	1'33.778	1'34.465	1'33.920	1'33.828	1'34.564
15	1'33.306	1'33.580	1'32.887	1'33.569	1'33.380	1'33.786	1'33.393	1'33.703	1'33.595	1'33.780	1'33.757	1'34.155	1'33.742	1'34.708
16	1'32.951	1'32.892	1'33.395	1'33.363	1'33.390	1'33.801	1'33.616	1'33.136	1'33.342	1'33.634	1'33.782	1'34.181	1'34.102	1'35.266
17	1'32.685	1'32.680	1'32.826	1'33.359	1'33.192	1'33.776	1'33.657	1'33.473	1'33.455	1'33.387	1'34.047	1'34.491	1'34.335	1'35.140
18	1'32.699	1'33.057	1'32.669	1'33.734	1'33.886	1'34.492	1'33.578	1'33.690	1'33.773	1'33.868	1'34.385	1'34.344	1'34.215	1'36.013

	24 Tac	61 Onc	4 Arb	7 Ven	63 Azm	23 Sch	53 Deb	51 Mas
1	1'41.158	1'38.935	1'42.694	1'43.306	1'43.085	1'39.289	1'39.361	1'40.034
2	1'33.856	1'33.661	1'34.968	1'35.138	1'34.892	1'33.772	1'33.854	1'33.490
3	1'33.849	1'33.401	1'35.079	1'35.094	1'35.156	1'33.064	1'33.116	1'32.905
4	1'33.211	1'34.255	1'35.153	1'35.458	1'35.387	1'32.746	1'33.228	1'33.303
5	1'33.404	1'32.556	1'35.359	1'35.552	1'36.189	1'33.082	1'32.666	1'32.933
6	1'33.611	1'32.850	1'35.500	1'35.743	1'35.743	1'33.026	1'32.810	1'32.937
7	1'33.888	1'33.305	1'35.449	1'35.333	1'35.429	1'33.345	1'33.352	1'33.269
8	1'34.581	1'33.195	1'35.719	2'52.840	2'48.794	2'39.574	1'32.881	2'38.463
9	1'34.179	2'37.638	1'35.467	1'44.736	1'48.557	1'41.571	2'37.381	1'42.643
10	2'34.582	1'43.989	2'39.619	1'35.540	1'35.687	1'33.227	1'44.073	1'32.992
11	1'42.822	1'35.455	1'46.459	1'36.040	1'36.030			
12	1'33.789	1'33.837	1'35.536	1'35.511	1'35.522			
13	1'33.334	1'33.317	1'35.687	1'35.416	1'35.384			
14	1'33.544	1'33.489	1'35.390	1'35.649	1'35.695			
15	1'33.679	1'32.649	1'35.406	1'35.458	1'35.531			
16	1'33.555	1'32.855	1'35.894	1'35.672	1'35.619			
17	1'34.234	1'33.070	1'35.720	1'35.580	1'35.435			
18	1'34.199	2'09.890	1'35.891	1'35.501	1'35.464			

23/02/2025

These data/results cannot be reproduced, stored and/or transmitted in whole or in part by any manner of electronic, mechanical, photocopying, recording, broadcasting or otherwise now known or herein after developed without the previous express consent by the copyright owner, except for reproduction in daily press and regular printed publications on sale to the public within 60 days of the event related to those data/results and always provided that copyright symbol appears together as follows below.

© DORNA WSBK ORGANIZATION Srl 2025



Australian Round, 21-23 February 2025
Chronological Analysis Race 2

Start at 14:30'31.670

1 / 4

1° 69 T. BOOTH-AMOS [1'32.685]								4° 21 M. RINALDI [1'33.099]							
Lap	Seg1	Seg2	Seg3	Seg4	Lap Time	km/h	Local Time	Lap	Seg1	Seg2	Seg3	Seg4	Lap Time	km/h	Local Time
1		27.036	17.846	26.180	1'39.060	209,2	14:32'10.730	1		27.285	17.756	26.439	1'40.078	210,5	14:32'11.748
2	22.685	27.166	17.615	26.148	1'33.614	267,1	14:33'44.344	2	22.651	27.210	17.789	26.204	1'33.854	272,5	14:33'45.602
3	22.406	26.690	17.660	26.170	1'32.926	272,5	14:35'17.270	3	22.358	26.884	17.747	26.129	1'33.118	275,3	14:35'18.720
4	22.571	26.713	17.583	26.149	1'33.016	267,1	14:36'50.286	4	22.578	26.920	17.816	26.196	1'33.510	271,1	14:36'52.230
5	22.608	26.644	17.699	26.211	1'33.162	267,8	14:38'23.448	5	22.363	26.973	17.778	26.178	1'33.292	271,1	14:38'25.522
6	22.491	26.714	17.678	26.173	1'33.056	267,1	14:39'56.504	6	22.303	26.855	17.827	26.296	1'33.281	269,8	14:39'58.803
7	22.467	26.600	17.673	26.184	1'32.924	266,5	14:41'29.428	7	22.432	26.799	17.762	26.260	1'33.253	265,1	14:41'32.056
8	22.486	26.602	17.986	1'26.495	2'33.569P	266,5	14:44'02.997	8	22.382	26.812	17.705	26.200	1'33.099	266,5	14:43'05.155
9	38.002	26.987	17.668	25.879	1'48.536P		14:45'51.533	9	22.410	26.757	17.693	1'31.887	2'38.747P	267,1	14:45'43.902
10	22.636	27.019	17.705	25.907	1'33.267	272,5	14:47'24.800	10	31.004	26.783	17.688	25.918	1'41.393P		14:47'25.295
11	22.341	26.500	17.624	27.874	1'34.339	281,7	14:48'59.139	11	22.307	26.992	17.599	26.933	1'33.831	270,5	14:48'59.126
12	23.059	27.103	17.759	26.255	1'34.176	262,6	14:50'33.315	12	22.920	27.494	18.061	26.434	1'34.909	258,8	14:50'34.035
13	22.465	26.654	17.738	26.262	1'33.119	265,8	14:52'06.434	13	22.332	26.990	17.787	26.266	1'33.375	267,8	14:52'07.410
14	22.465	26.849	17.704	26.142	1'33.160	265,1	14:53'39.594	14	22.403	26.819	17.821	26.130	1'33.173	265,8	14:53'40.583
15	22.758	26.800	17.704	26.044	1'33.306	266,5	14:55'12.900	15	22.520	26.941	17.660	26.448	1'33.569	268,4	14:55'14.152
16	22.429	26.737	17.718	26.067	1'32.951	266,5	14:56'45.851	16	22.545	26.885	17.748	26.185	1'33.363	266,5	14:56'47.515
17	22.372	26.587	17.711	26.015	1'32.685	265,1	14:58'18.536	17	22.385	26.916	17.727	26.331	1'33.359	268,4	14:58'20.874
18	22.409	26.552	17.576	26.162	1'32.699	263,9	14:59'51.235	18	22.413	27.050	17.810	26.461	1'33.734	265,8	14:59'54.608
Race Time 29'19.565								Race Time 29'22.938							

2° 62 S. MANZI [1'32.680]								5° 52 J. ALCOBA [1'33.020]							
Lap	Seg1	Seg2	Seg3	Seg4	Lap Time	km/h	Local Time	Lap	Seg1	Seg2	Seg3	Seg4	Lap Time	km/h	Local Time
1		27.197	17.846	26.303	1'39.044	204,5	14:32'10.714	1		27.255	17.864	26.207	1'40.547	219,9	14:32'12.217
2	22.535	26.946	17.736	26.308	1'33.525	267,8	14:33'44.239	2	22.611	27.252	17.826	26.251	1'33.940	280,3	14:33'46.157
3	22.678	26.865	17.691	26.172	1'33.406	261,9	14:35'17.645	3	22.533	26.822	17.855	26.213	1'33.423	283,2	14:35'19.580
4	22.780	26.913	17.603	26.286	1'33.582	265,8	14:36'51.227	4	22.471	26.832	17.842	26.118	1'33.263	273,9	14:36'52.843
5	22.456	26.819	17.592	26.050	1'32.917	263,2	14:38'24.144	5	22.378	26.850	17.835	26.182	1'33.245	274,6	14:38'26.088
6	22.254	26.943	17.613	26.140	1'32.950	272,5	14:39'57.094	6	22.426	26.783	17.780	26.174	1'33.163	272,5	14:39'59.251
7	22.475	26.956	17.767	26.254	1'33.452	273,9	14:41'30.546	7	22.464	26.753	17.789	26.232	1'33.238	271,1	14:41'32.489
8	22.339	26.886	17.697	26.354	1'33.276	273,9	14:43'03.822	8	22.373	26.775	17.778	26.094	1'33.020	273,2	14:43'05.509
9	22.911	26.775	17.667	1'31.098	2'38.451P	258,2	14:45'42.273	9	22.431	26.763	17.763	1'29.964	2'36.921P	273,9	14:45'42.430
10	33.440	26.929	17.726	26.330	1'44.425P		14:47'26.698	10	33.533	26.892	17.743	26.103	1'44.271P		14:47'26.701
11	22.605	26.811	17.733	26.512	1'33.661	269,1	14:49'00.359	11	22.476	26.731	17.818	26.604	1'33.629	271,8	14:49'00.330
12	22.674	26.914	17.724	26.139	1'33.451	263,2	14:50'33.810	12	22.553	26.789	17.790	26.216	1'33.348	265,8	14:50'33.678
13	22.254	26.723	17.687	26.183	1'32.847	276,0	14:52'06.657	13	22.813	26.619	17.782	26.065	1'33.279	269,1	14:52'06.957
14	22.399	26.843	17.726	26.072	1'33.040	269,1	14:53'39.697	14	22.450	26.837	17.761	26.069	1'33.117	270,5	14:53'40.074
15	22.544	27.130	17.713	26.193	1'33.580	271,8	14:55'13.277	15	22.443	27.071	17.678	26.188	1'33.380	268,4	14:55'13.454
16	22.357	26.717	17.659	26.159	1'32.892	265,8	14:56'46.169	16	22.408	27.033	17.795	26.154	1'33.390	271,8	14:56'46.844
17	22.354	26.608	17.668	26.050	1'32.680	269,8	14:58'18.849	17	22.640	26.755	17.745	26.052	1'33.192	269,8	14:58'20.036
18	22.325	26.842	17.730	26.160	1'33.057	267,8	14:59'51.906	18	22.335	27.374	17.948	26.229	1'33.886	273,9	14:59'53.922
Race Time 29'20.236								Race Time 29'22.252 + 6.780Pen							

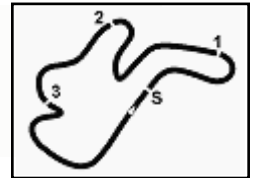
3° 11 B. BENDSNEYDER [1'32.300]								6° 94 L. MAHIAS [1'32.606]							
Lap	Seg1	Seg2	Seg3	Seg4	Lap Time	km/h	Local Time	Lap	Seg1	Seg2	Seg3	Seg4	Lap Time	km/h	Local Time
1		27.931	17.910	26.222	1'41.018	203,3	14:32'12.688	1		27.076	17.678	26.149	1'39.220	203,3	14:32'10.890
2	22.414	27.109	17.844	26.153	1'33.520	268,4	14:33'46.208	2	23.152	27.458	17.758	26.271	1'34.639	271,8	14:33'45.529
3	22.609	27.011	18.284	25.997	1'33.901	279,5	14:35'20.109	3	22.205	26.944	17.771	26.001	1'32.921	274,6	14:35'18.450
4	22.412	26.867	17.677	26.135	1'33.091	273,2	14:36'53.200	4	22.390	27.033	17.751	26.201	1'33.375	276,7	14:36'51.825
5	22.435	27.687	17.846	26.029	1'33.997	276,0	14:38'27.197	5	22.234	27.171	17.626	26.069	1'33.100	273,2	14:38'24.925
6	22.341	27.230	17.684	26.105	1'33.360	271,1	14:40'00.557	6	22.252	26.756	17.636	25.962	1'32.606	271,1	14:39'57.531
7	22.342	26.661	17.697	26.029	1'32.729	264,5	14:41'33.286	7	22.433	27.011	17.759	26.121	1'33.324	277,4	14:41'30.855
8	22.299	26.628	17.657	1'30.927	2'37.511P	264,5	14:44'10.797	8	22.326	27.128	17.726	26.113	1'33.293	279,5	14:43'04.148
9	33.334	27.107	17.645	25.892	1'43.978P		14:45'54.775	9	22.704	26.902	17.665	1'32.024	2'39.295P	273,9	14:45'43.443
10	22.300	26.609	17.610	25.781	1'32.300	263,2	14:47'27.075	10	31.079	26.874	17.700	25.983	1'41.636P		14:47'25.079
11	22.349	26.963	18.009	26.457	1'33.778	273,2	14:49'00.853	11	22.259	26.651	17.578	33.715	1'40.203	274,6	14:49'05.282
12	22.566	26.940	17.859	26.330	1'33.695	267,1	14:50'34.548	12	22.886	26.850	17.674	26.356	1'33.766	257,6	14:50'39.048
13	22.445	26.964	17.692	26.179	1'33.280	270,5	14:52'07.828	13	22.481	26.741	17.712	26.266	1'33.200	260,7	14:52'12.248
14	22.405	26.636	17.755	25.959	1'32.755	265,8	14:53'40.583	14	22.577	26.864	17.792	26.763	1'33.996	260,7	14:53'46.244
15	22.151	27.003	17.682	26.051	1'32.887	268,4	14:55'13.470	15	22.636	26.969	17.778	26.403	1'33.786	259,4	14:55'20.030
16	22.501	27.143	17.698	26.053	1'33.395	273,2	14:56'46.865	16	22.703	27.000	17.795	26.303	1'33.801	260,7	14:56'53.831
17	22.612	26.579	17.640	25.995	1'32.826	265,1	14:58'19.691	17	22.656	26.852	17.812	26.456	1'33.776	260,0	14:58'27.607
18	22.338	26.698	17.657	25.976	1'32.669	263,9	14:59'52.360	18	22.699	27.102	17.948	26.743	1'34.492	260,7	15:00'02.099
Race Time 29'20.690								Race Time 29'30.429							

23/02/2025 P = Pits In/Out - C = Lap Time Cancelled

These data/results cannot be reproduced, stored and/or transmitted in whole or in part by any manner of electronic, mechanical, photocopying, recording, broadcasting or otherwise now known or herein after developed without the previous express consent by the copyright owner, except for reproduction in daily press and regular printed publications on sale to the public within 60 days of the event related to those data/results and always provided that copyright symbol appears together as follows below.

© DORNA WSBK ORGANIZATION Srl 2025





Australian Round, 21-23 February 2025
Chronological Analysis Race 2

Start at 14:30'31.670

7° 32 O. BAYLISS (1'33.215)								10° 50 O. VOSTATEK (1'33.387)							
Lap	Seg1	Seg2	Seg3	Seg4	Lap Time	km/h	Local Time	Lap	Seg1	Seg2	Seg3	Seg4	Lap Time	km/h	Local Time
1		27.417	17.861	26.108	1'40.083	209,2	14:32'11.753	1		28.048	17.992	26.378	1'42.129	212,1	14:32'13.799
2	22.763	27.252	17.853	26.315	1'34.183	276,0	14:33'45.936	2	22.634	27.309	17.915	26.398	1'34.256	281,7	14:33'48.055
3	22.604	27.127	18.026	26.219	1'33.976	280,3	14:35'19.912	3	22.504	27.429	17.859	26.383	1'34.175	278,8	14:35'22.230
4	22.497	26.754	17.784	26.195	1'33.230	275,3	14:36'53.142	4	22.436	27.027	17.802	26.362	1'33.627	274,6	14:36'55.857
5	22.362	26.928	17.790	26.191	1'33.271	278,1	14:38'26.413	5	22.460	27.093	17.819	26.330	1'33.702	272,5	14:38'29.559
6	22.487	28.326	17.824	26.111	1'34.748	273,2	14:40'01.161	6	22.553	27.104	17.839	26.421	1'33.917	273,2	14:40'03.476
7	22.487	26.907	17.885	26.207	1'33.486	274,6	14:41'34.647	7	22.598	27.136	17.841	26.437	1'34.012	276,0	14:41'37.488
8	22.871	26.865	17.720	1'38.722	2'46.178P	265,8	14:44'20.825	8	22.697	27.317	17.864	1'31.740	2'39.618P	273,2	14:44'17.106
9	31.356	26.767	17.703	26.192	1'42.018P		14:46'02.843	9	32.921	27.312	17.784	26.333	1'44.350P		14:46'01.456
10	22.506	26.849	18.009	26.206	1'33.570	264,5	14:47'36.413	10	22.600	26.884	17.866	26.301	1'33.651	263,9	14:47'35.107
11	22.426	26.680	17.674	26.473	1'33.253	269,1	14:49'09.666	11	22.792	27.036	17.822	26.519	1'34.169	269,8	14:49'09.276
12	22.696	27.259	17.833	25.994	1'33.782	274,6	14:50'43.448	12	22.455	27.060	17.740	26.376	1'33.631	277,4	14:50'42.907
13	22.511	26.890	17.693	26.121	1'33.215	273,2	14:52'16.663	13	22.551	26.870	17.713	26.386	1'33.520	265,8	14:52'16.427
14	22.405	26.811	17.856	26.279	1'33.351	274,6	14:53'50.014	14	22.517	27.297	17.754	26.210	1'33.778	265,8	14:53'50.205
15	22.609	26.728	17.780	26.276	1'33.393	265,1	14:55'23.407	15	22.575	27.053	17.822	26.330	1'33.780	270,5	14:55'23.985
16	22.665	27.040	17.658	26.253	1'33.616	265,8	14:56'57.023	16	22.673	26.995	17.732	26.234	1'33.634	267,8	14:56'57.619
17	22.682	26.994	17.859	26.122	1'33.657	266,5	14:58'30.658	17	22.424	26.932	17.791	26.240	1'33.387	274,6	14:58'31.006
18	22.797	26.962	17.820	25.999	1'33.578	273,9	15:00'04.280	18	22.724	27.036	17.830	26.278	1'33.868	273,2	15:00'04.874
Race Time 29'32.588								Race Time 29'33.204 + 0.765Pen							

8° 20 X. CARDELUS (1'32.786)								11° 68 L. POWER (1'33.302)							
Lap	Seg1	Seg2	Seg3	Seg4	Lap Time	km/h	Local Time	Lap	Seg1	Seg2	Seg3	Seg4	Lap Time	km/h	Local Time
1		27.479	17.821	26.037	1'40.186	209,7	14:32'11.856	1		27.864	17.864	26.428	1'41.635	219,0	14:32'13.305
2	22.858	27.229	17.709	26.000	1'33.796	274,6	14:33'45.652	2	22.513	27.333	17.772	26.567	1'34.185	276,0	14:33'47.490
3	22.430	26.895	17.910	25.848	1'33.083	272,5	14:35'18.735	3	22.595	27.753	17.887	26.480	1'34.715	272,5	14:35'22.205
4	22.288	27.097	17.664	26.171	1'33.220	274,6	14:36'51.955	4	22.643	27.145	17.804	26.430	1'34.022	272,5	14:36'56.227
5	22.388	27.083	17.735	26.014	1'33.220	271,8	14:38'25.175	5	22.611	27.220	17.843	26.477	1'34.151	272,5	14:38'30.378
6	22.208	26.932	17.679	25.967	1'32.786	274,6	14:39'57.961	6	22.827	27.204	17.854	26.528	1'34.413	264,5	14:40'04.791
7	22.311	27.002	17.700	26.094	1'33.107	276,7	14:41'31.068	7	22.638	27.088	17.822	26.568	1'34.116	263,9	14:41'38.907
8	22.225	26.889	17.717	25.975	1'32.806	280,3	14:43'03.874	8	22.654	27.102	17.865	26.520	1'34.141	263,9	14:43'13.048
9	22.469	26.813	17.670	1'31.393	2'38.345P	270,5	14:45'42.219	9	22.580	26.871	17.830	26.574	1'33.855	265,1	14:44'46.903
10	31.658	26.971	17.607	25.961	1'42.197P		14:47'24.416	10	22.848	27.035	17.840	1'27.956	2'35.679P	260,7	14:47'22.582
11	22.512	26.920	17.609	37.622	1'44.663	267,1	14:49'09.079	11	35.009	26.873	17.845	26.803	1'46.530P		14:49'09.112
12	23.546	27.249	17.862	26.197	1'34.854	250,4	14:50'43.933	12	23.059	26.941	17.951	26.338	1'34.289	259,4	14:50'43.401
13	22.424	27.026	17.761	25.993	1'33.204	272,5	14:52'17.137	13	22.368	26.864	17.708	26.362	1'33.302	270,5	14:52'16.703
14	22.301	27.027	17.728	26.074	1'33.130	277,4	14:53'50.267	14	23.236	27.025	17.808	26.396	1'34.465	272,5	14:53'51.168
15	22.577	27.129	17.817	26.180	1'33.703	270,5	14:55'23.970	15	22.513	26.944	17.866	26.434	1'33.757	268,4	14:55'24.925
16	22.355	27.055	17.706	26.020	1'33.136	267,1	14:56'57.106	16	22.645	26.959	17.808	26.370	1'33.782	265,8	14:56'58.707
17	22.437	27.009	17.786	26.241	1'33.473	271,1	14:58'30.579	17	22.578	27.102	17.932	26.435	1'34.047	265,8	14:58'32.754
18	22.741	26.991	17.742	26.216	1'33.690	265,8	15:00'04.269	18	22.856	27.082	17.906	26.541	1'34.385	261,3	15:00'07.139
Race Time 29'32.599								Race Time 29'35.469 + 1.060Pen							

9° 27 K. TOBA (1'33.342)								12° 43 S. JESPERSEN (1'33.659)							
Lap	Seg1	Seg2	Seg3	Seg4	Lap Time	km/h	Local Time	Lap	Seg1	Seg2	Seg3	Seg4	Lap Time	km/h	Local Time
1		27.856	18.023	26.249	1'41.848	216,8	14:32'13.518	1		28.048	18.032	26.243	1'41.715	218,5	14:32'13.385
2	22.604	27.430	17.985	26.223	1'34.242	274,6	14:33'47.760	2	22.640	27.362	18.017	26.313	1'34.332	281,7	14:33'47.717
3	22.413	27.178	17.945	26.093	1'33.629	277,4	14:35'21.389	3	22.553	27.279	18.008	26.182	1'34.022	278,8	14:35'21.739
4	22.295	27.013	17.869	26.246	1'33.423	275,3	14:36'54.812	4	22.520	27.064	17.986	26.231	1'33.801	275,3	14:36'55.540
5	22.387	27.068	17.891	26.119	1'33.465	272,5	14:38'28.277	5	22.523	26.999	17.905	26.232	1'33.659	271,8	14:38'29.199
6	22.295	26.892	17.834	26.462	1'33.483	270,5	14:40'01.760	6	22.581	27.066	17.924	26.444	1'34.015	273,2	14:40'03.214
7	22.607	26.981	17.968	26.328	1'33.884	269,1	14:41'35.644	7	22.540	27.034	17.981	26.370	1'33.925	273,2	14:41'37.139
8	22.375	27.116	17.970	26.407	1'33.868	269,8	14:43'09.512	8	22.693	27.227	17.997	26.501	1'34.418	268,4	14:43'11.557
9	22.587	27.031	17.998	1'30.631	2'38.247P	271,1	14:45'47.759	9	22.856	27.058	18.085	1'28.070	2'36.069P	265,1	14:45'47.626
10	35.045	27.265	18.286	26.469	1'47.065P		14:47'34.824	10	37.183	27.250	17.977	26.399	1'48.809P		14:47'36.435
11	22.880	27.004	17.823	26.620	1'34.327	264,5	14:49'09.151	11	22.629	27.006	17.940	26.344	1'33.919	265,1	14:49'10.354
12	22.797	26.977	17.974	26.310	1'34.058	267,8	14:50'43.209	12	22.402	27.195	18.025	26.335	1'33.957	273,9	14:50'44.311
13	22.670	27.231	17.866	26.209	1'33.976	268,4	14:52'17.185	13	22.388	27.135	18.028	26.309	1'33.860	276,0	14:52'18.171
14	22.399	27.118	17.877	26.139	1'33.533	276,7	14:53'50.718	14	22.548	26.983	18.046	26.343	1'33.920	268,4	14:53'52.091
15	22.427	27.039	17.913	26.216	1'33.595	271,8	14:55'24.313	15	22.582	26.939	18.250	26.384	1'34.155	268,4	14:55'26.246
16	22.472	26.989	17.831	26.050	1'33.342	275,3	14:56'57.655	16	22.658	27.016	18.115	26.392	1'34.181	265,1	14:57'00.427
17	22.492	26.998	17.799	26.166	1'33.455	273,9	14:58'31.110	17	22.713	27.102	18.053	26.623	1'34.491	265,8	14:58'34.918
18	22.710	27.046	17.882	26.135	1'33.773	278,1	15:00'04.883	18	22.681	27.082	18.176	26.405	1'34.344	265,1	15:00'09.262
Race Time 29'33.213								Race Time 29'37.592							

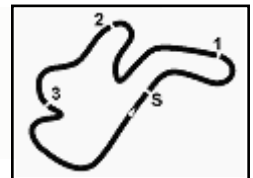
23/02/2025

P = Pits In/Out - C = Lap Time Cancelled

These data/results cannot be reproduced, stored and/or transmitted in whole or in part by any manner of electronic, mechanical, photocopying, recording, broadcasting or otherwise now known or herein after developed without the previous express consent by the copyright owner, except for reproduction in daily press and regular printed publications on sale to the public within 60 days of the event related to those data/results and always provided that copyright symbol appears together as follows below.

© DORNA WSBK ORGANIZATION Srl 2025





Australian Round, 21-23 February 2025
Chronological Analysis Race 2

Start at 14:30'31.670

3 / 4

13° 57 A. MAHENDRA [1'33.601]								16° 61 C. ONCU [1'32.556]							
Lap	Seg1	Seg2	Seg3	Seg4	Lap Time	km/h	Local Time	Lap	Seg1	Seg2	Seg3	Seg4	Lap Time	km/h	Local Time
1		27.402	17.913	26.321	1'40.981	213,8	14:32'12.651	1		26.951	17.877	26.313	1'38.935	209,2	14:32'10.605
2	22.682	27.142	17.815	26.403	1'34.042	271,8	14:33'46.693	2	22.928	26.854	17.684	26.195	1'33.661	259,4	14:33'44.266
3	22.648	27.245	18.039	26.324	1'34.256	271,8	14:35'20.949	3	22.752	26.987	17.655	26.007	1'33.401	263,9	14:35'17.667
4	22.348	27.175	17.934	26.374	1'33.831	273,9	14:36'54.780	4	22.566	27.544	17.756	26.389	1'34.255	264,5	14:36'51.922
5	22.637	27.133	17.928	26.331	1'34.029	266,5	14:38'28.809	5	22.220	26.769	17.646	25.921	1'32.556	277,4	14:38'24.478
6	22.578	27.115	17.910	26.517	1'34.120	267,1	14:40'02.929	6	22.241	26.902	17.745	25.962	1'32.850	276,0	14:39'57.328
7	22.601	27.082	17.888	26.627	1'34.198	263,9	14:41'37.127	7	22.467	26.951	17.843	26.044	1'33.305	279,5	14:41'30.633
8	22.884	27.224	18.080	27.061	1'35.249	264,5	14:43'12.376	8	22.375	26.908	17.679	26.233	1'33.195	274,6	14:43'03.828
9	22.696	26.972	18.005	1'32.104	2'39.777P	261,9	14:45'52.153	9	22.662	26.897	17.744	1'30.335	2'37.638P	259,4	14:45'41.466
10	33.769	27.169	17.932	26.568	1'45.438P		14:47'37.591	10	33.516	26.805	17.732	25.936	1'43.989P		14:47'25.455
11	22.695	26.927	17.924	26.672	1'34.218	261,3	14:49'11.809	11	22.214	26.708	17.661	28.872	1'35.455	274,6	14:49'00.910
12	22.542	26.836	17.893	26.330	1'33.601	265,1	14:50'45.410	12	22.645	26.912	17.918	26.362	1'33.837	261,3	14:50'34.747
13	22.502	27.008	17.856	26.272	1'33.638	266,5	14:52'19.048	13	22.416	26.914	17.814	26.173	1'33.317	276,0	14:52'08.064
14	22.524	27.019	17.937	26.348	1'33.828	269,8	14:53'52.876	14	22.450	26.979	17.921	26.139	1'33.489	277,4	14:53'41.553
15	22.519	26.946	17.915	26.362	1'33.742	264,5	14:55'26.618	15	22.213	26.729	17.734	25.973	1'32.649	275,3	14:55'14.202
16	22.552	27.043	18.129	26.378	1'34.102	261,9	14:57'00.720	16	22.131	26.881	17.802	26.041	1'32.855	269,1	14:56'47.057
17	22.594	27.402	17.914	26.425	1'34.335	266,5	14:58'35.055	17	22.573	26.744	17.768	25.985	1'33.070	270,5	14:58'20.127
18	22.740	27.137	18.079	26.259	1'34.215	263,9	15:00'09.270	18	22.366	1'01.300	19.069	27.155	2'09.890	276,7	15:00'30.017
Race Time 29'37.600								Race Time 29'58.347							

14° 29 H. VOIGHT [1'33.319]								17° 4 L. ARBEL [1'34.968]							
Lap	Seg1	Seg2	Seg3	Seg4	Lap Time	km/h	Local Time	Lap	Seg1	Seg2	Seg3	Seg4	Lap Time	km/h	Local Time
1		27.636	17.954	26.557	1'41.764	221,2	14:32'13.434	1		27.984	18.200	26.559	1'42.694	219,0	14:32'14.364
2	22.464	26.974	17.674	26.207	1'33.319	283,2	14:33'46.753	2	22.957	27.270	18.177	26.564	1'34.968	269,1	14:33'49.332
3	22.419	27.181	17.918	26.225	1'33.743	279,5	14:35'20.496	3	23.054	27.263	18.112	26.650	1'35.079	264,5	14:35'24.411
4	22.429	27.289	17.807	26.183	1'33.708	275,3	14:36'54.204	4	23.182	27.118	18.207	26.646	1'35.153	260,0	14:36'59.564
5	22.435	27.021	17.764	26.213	1'33.433	273,2	14:38'27.637	5	23.087	27.336	18.188	26.748	1'35.359	257,6	14:38'34.923
6	22.367	27.053	17.781	26.189	1'33.390	274,6	14:40'01.027	6	23.218	27.251	18.172	26.859	1'35.500	255,1	14:40'10.423
7	22.457	27.007	18.046	26.406	1'33.916	276,0	14:41'34.943	7	23.114	27.278	18.155	26.902	1'35.449	255,7	14:41'45.872
8	22.754	27.042	17.883	26.401	1'34.080	273,9	14:43'09.023	8	23.292	27.217	18.290	26.920	1'35.719	254,5	14:43'21.591
9	22.708	28.632	18.065	1'30.719	2'40.124P	263,9	14:45'49.147	9	23.159	27.331	18.215	26.762	1'35.467	253,9	14:44'57.058
10	32.906	27.317	18.060	26.724	1'45.007P		14:47'34.154	10	23.215	27.256	18.272	1'30.876	2'39.619P	255,7	14:47'36.677
11	22.903	27.062	17.952	27.007	1'34.924	263,2	14:49'09.078	11	23.668	27.464	18.254	27.073	1'46.459P		14:49'23.136
12	23.208	27.264	18.036	26.330	1'34.838	260,7	14:50'43.916	12	23.264	27.293	18.244	26.735	1'35.536	257,0	14:50'58.672
13	22.674	27.181	18.233	26.720	1'34.808	273,9	14:52'18.724	13	23.304	27.343	18.260	26.780	1'35.687	255,7	14:52'34.359
14	22.631	27.127	18.215	26.591	1'34.564	271,1	14:53'53.288	14	23.329	27.274	18.159	26.628	1'35.390	257,6	14:54'09.749
15	22.643	27.389	18.016	26.660	1'34.708	270,5	14:55'27.996	15	23.248	27.249	18.249	26.660	1'35.406	255,1	14:55'45.155
16	22.897	27.513	18.206	26.650	1'35.266	265,1	14:57'03.262	16	23.280	27.288	18.442	26.884	1'35.894	257,0	14:57'21.049
17	22.933	27.378	18.107	26.722	1'35.140	264,5	14:58'38.402	17	23.341	27.288	18.182	26.909	1'35.720	257,6	14:58'56.769
18	23.377	27.609	18.252	26.775	1'36.013	264,5	15:00'14.415	18	23.332	27.384	18.331	26.844	1'35.891	255,1	15:00'32.660
Race Time 29'42.745 + 2.785Pen								Race Time 30'00.990 + 1.460Pen							

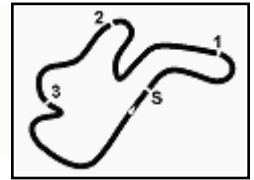
15° 24 L. TACCINI [1'33.211]								18° 7 L. VENEMAN [1'35.094]							
Lap	Seg1	Seg2	Seg3	Seg4	Lap Time	km/h	Local Time	Lap	Seg1	Seg2	Seg3	Seg4	Lap Time	km/h	Local Time
1		27.950	17.914	26.167	1'41.158	216,8	14:32'12.828	1		28.378	18.157	26.766	1'43.306	216,4	14:32'14.976
2	22.638	27.181	17.792	26.245	1'33.856	277,4	14:33'46.684	2	22.733	27.695	18.022	26.688	1'35.138	277,4	14:33'50.114
3	22.382	27.358	18.025	26.084	1'33.849	279,5	14:35'20.533	3	22.664	27.621	18.091	26.718	1'35.094	272,5	14:35'25.208
4	22.233	26.894	17.793	26.291	1'33.211	280,3	14:36'53.744	4	22.798	27.667	18.126	26.867	1'35.458		14:37'00.666
5	22.272	27.161	17.850	26.121	1'33.404	276,0	14:38'27.148	5	22.727	27.697	18.155	26.973	1'35.552	269,1	14:38'36.218
6	22.526	26.875	17.825	26.385	1'33.611	275,3	14:40'00.759	6	22.970	27.665	18.126	26.982	1'35.743	263,9	14:40'11.961
7	22.431	26.939	18.152	26.366	1'33.888	275,3	14:41'34.647	7	22.716	27.545	18.147	26.925	1'35.333	262,6	14:41'47.294
8	22.771	27.508	17.912	26.390	1'34.581	267,8	14:43'09.228	8	22.843	27.456	18.063	1'44.478	2'52.840P	263,2	14:44'40.134
9	22.746	26.965	17.917	26.551	1'34.179	271,1	14:44'43.407	9	31.714	27.636	18.343	27.043	1'44.736P		14:46'24.870
10	22.795	27.075	17.918	1'26.794	2'34.582P	263,9	14:47'17.989	10	22.827	27.578	18.091	27.044	1'35.540	260,7	14:48'00.410
11	30.966	27.303	18.005	26.548	1'42.822P		14:49'00.811	11	22.922	27.619	18.199	27.300	1'36.040	262,6	14:49'36.450
12	22.523	26.894	17.885	26.487	1'33.789	276,7	14:50'34.600	12	22.791	27.678	18.120	26.922	1'35.511	261,9	14:51'11.961
13	22.289	26.898	17.786	26.361	1'33.334	277,4	14:52'07.934	13	22.738	27.510	18.166	27.002	1'35.416	263,2	14:52'47.377
14	22.440	26.962	17.929	26.213	1'33.544	275,3	14:53'41.478	14	22.940	27.534	18.184	26.991	1'35.649	259,4	14:54'23.026
15	22.661	26.959	17.904	26.155	1'33.679	274,6	14:55'15.157	15	22.800	27.634	18.157	26.867	1'35.458	262,6	14:55'58.484
16	22.478	26.964	17.946	26.167	1'33.555	273,9	14:56'48.712	16	22.886	27.635	18.160	26.991	1'35.672	261,9	14:57'34.156
17	22.667	27.072	18.089	26.406	1'34.234	271,8	14:58'22.946	17	22.928	27.557	18.170	26.925	1'35.580	262,6	14:59'09.736
18	22.687	27.037	17.990	26.485	1'34.199	267,1	14:59'57.145	18	22.896	27.552	18.192	26.861	1'35.501	261,3	15:00'45.237
Race Time 29'25.475 + 26.760Pen								Race Time 30'13.567							

23/02/2025 P = Pits In/Out - C = Lap Time Cancelled

These data/results cannot be reproduced, stored and/or transmitted in whole or in part by any manner of electronic, mechanical, photocopying, recording, broadcasting or otherwise now known or herein after developed without the previous express consent by the copyright owner, except for reproduction in daily press and regular printed publications on sale to the public within 60 days of the event related to those data/results and always provided that copyright symbol appears together as follows below.

© DORNA WSBK ORGANIZATION Srl 2025





Phillip Island 4.445 m

4 / 4

**Australian Round, 21-23 February 2025
Chronological Analysis Race 2**

Start at 14:30'31.670

19° 63 S. AZMAN [1'34.892]							
Lap	Seg.1	Seg.2	Seg.3	Seg.4	Lap Time	km/h	Local Time
1		28.220	18.231	26.768	1'43.085	218,1	14:32'14.755
2	22.817	27.279	18.125	26.671	1'34.892	269,8	14:33'49.647
3	22.936	27.314	18.152	26.754	1'35.156	271,8	14:35'24.803
4	23.006	27.221	18.186	26.974	1'35.387	267,8	14:37'00.190
5	23.065	27.564	18.332	27.228	1'36.189	261,3	14:38'36.379
6	23.045	27.581	18.321	26.796	1'35.743	261,3	14:40'12.122
7	22.876	27.377	18.235	26.941	1'35.429	260,0	14:41'47.551
8	22.942	27.301	18.311	1'40.240	2'48.794P	259,4	14:44'36.345
9	34.537	28.316	18.510	27.194	1'48.557P		14:46'24.902
10	23.046	27.457	18.257	26.927	1'35.687	257,0	14:48'00.589
11	22.968	27.552	18.255	27.255	1'36.030	260,0	14:49'36.619
12	22.904	27.558	18.205	26.855	1'35.522	260,7	14:51'12.141
13	22.834	27.383	18.269	26.898	1'35.384	261,9	14:52'47.525
14	23.092	27.375	18.237	26.991	1'35.695	259,4	14:54'23.220
15	22.915	27.453	18.325	26.838	1'35.531	261,9	14:55'58.751
16	22.846	27.613	18.243	26.917	1'35.619	261,9	14:57'34.370
17	22.869	27.524	18.288	26.754	1'35.435	264,5	14:59'09.805
18	23.063	27.424	18.244	26.733	1'35.464	260,7	15:00'45.269

Race Time 30'13.599

RET 23 M. SCHROETTER [1'32.746]							
Lap	Seg.1	Seg.2	Seg.3	Seg.4	Lap Time	km/h	Local Time
1		27.024	18.011	26.050	1'39.289	201,8	14:32'10.959
2	22.897	27.224	17.740	25.911	1'33.772	274,6	14:33'44.731
3	22.425	26.998	17.724	25.917	1'33.064	275,3	14:35'17.795
4	22.343	26.676	17.639	26.088	1'32.746	273,9	14:36'50.541
5	22.469	26.785	17.774	26.054	1'33.082	271,1	14:38'23.623
6	22.517	26.705	17.711	26.093	1'33.026	272,5	14:39'56.649
7	22.708	26.690	17.844	26.103	1'33.345	272,5	14:41'29.994
8	22.541	26.802	17.735	1'32.496	2'39.574P	266,5	14:44'09.568
9	31.149	26.759	17.681	25.982	1'41.571P		14:45'51.139
10	22.598	26.817	17.717	26.095	1'33.227	265,1	14:47'24.366

Race Time 16'52.696

RET 53 V. DEBISE [1'32.666]							
Lap	Seg.1	Seg.2	Seg.3	Seg.4	Lap Time	km/h	Local Time
1		27.121	17.752	26.000	1'39.361	202,2	14:32'11.031
2	22.732	27.463	17.719	25.940	1'33.854	277,4	14:33'44.885
3	22.405	27.086	17.639	25.986	1'33.116	277,4	14:35'18.001
4	22.540	27.020	17.638	26.030	1'33.228	278,1	14:36'51.229
5	22.304	26.769	17.602	25.991	1'32.666	268,4	14:38'23.895
6	22.395	26.856	17.558	26.001	1'32.810	271,8	14:39'56.705
7	22.755	26.794	17.700	26.103	1'33.352	269,8	14:41'30.057
8	22.308	26.765	17.592	26.216	1'32.881	270,5	14:43'02.938
9	22.602	26.951	17.676	1'30.152	2'37.381P	263,9	14:45'40.319
10	33.199	26.917	17.694	26.263	1'44.073P		14:47'24.392

Race Time 16'52.722

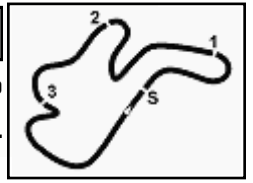
RET 51 J. MASIA [1'32.905]							
Lap	Seg.1	Seg.2	Seg.3	Seg.4	Lap Time	km/h	Local Time
1		27.029	17.755	26.270	1'40.034	215,9	14:32'11.704
2	22.480	27.152	17.763	26.095	1'33.490	280,3	14:33'45.194
3	22.272	27.027	17.728	25.878	1'32.905	280,3	14:35'18.099
4	22.557	27.017	17.673	26.056	1'33.303	284,7	14:36'51.402
5	22.518	26.758	17.687	25.970	1'32.933	276,0	14:38'24.335
6	22.280	26.882	17.679	26.096	1'32.937	278,8	14:39'57.272
7	22.395	26.969	17.814	26.091	1'33.269	282,5	14:41'30.541
8	22.246	26.740	17.754	1'31.723	2'38.463P	278,1	14:44'09.004
9	32.104	26.988	17.684	25.867	1'42.643P		14:45'51.647
10	22.377	26.917	17.703	25.995	1'32.992	276,0	14:47'24.639

Race Time 16'52.969

23/02/2025 P = Pits In/Out - C = Lap Time Cancelled

These data/results cannot be reproduced, stored and/or transmitted in whole or in part by any manner of electronic, mechanical, photocopying, recording, broadcasting or otherwise now known or herein after developed without the previous express consent by the copyright owner, except for reproduction in daily press and regular printed publications on sale to the public within 60 days of the event related to those data/results and always provided that copyright symbol appears together as follows below.

© DORNA WSBK ORGANIZATION Srl 2025



Phillip Island 4.445 m

Australian Round, 21-23 February 2025
Best Laps & Speeds

No.	Rider Bike	Nat	Best Lap		FP		SP		WUP1		RC1		WUP2		RC2	
			LL	SPD	LL	SPD	LL	SPD	LL	SPD	LL	SPD	LL	SPD	LL	SPD
1	11 B. BENDSNEYDER MV Agusta F3 800 RR	NED	1'32.300 70 283,9		1'32.481 12 269,8		1'32.310 11 264,5		1'33.125 5 271,8		1'32.643 18 283,9		1'32.761 6 266,5		1'32.300 18 279,5	
2	61 C. ONCU Yamaha YZF R9	TUR	1'32.363 79 284,7		1'32.717 14 271,1		1'32.644 17 278,8		1'32.363 6 272,5		1'33.276 18 284,7		1'32.565 6 273,2		1'32.556 18 279,5	
3	53 V. DEBISE Ducati Panigale V2	FRA	1'32.364 75 290,0		1'32.364 15 276,7		1'32.724 19 273,9		1'32.439 6 275,3		1'32.926 18 290,0		1'33.226 7 265,1		1'32.666 10 278,1	
4	69 T. BOOTH-AMOS Triumph Street Triple RS 765	GBR	1'32.391 75 287,0		1'32.391 11 276,7		1'32.499 16 270,5		1'32.811 6 277,4		1'32.910 18 287,0		1'32.982 6 269,8		1'32.685 18 281,7	
5	23 M. SCHROETTER Ducati Panigale V2	GER	1'32.156 69 290,0		1'32.570 13 278,1		1'32.849 15 273,9		1'32.564 7 283,9		1'32.798 18 290,0		1'32.156 6 271,8		1'32.746 10 275,3	
6	94 L. MAHIAS Yamaha YZF R9	FRA	1'32.606 71 283,2		1'32.690 12 274,6		1'32.635 12 271,8		1'33.781 5 272,5		1'33.143 18 283,2		1'32.793 6 274,6		1'32.606 18 279,5	
7	62 S. MANZI Yamaha YZF R9	ITA	1'32.680 82 283,2		1'32.940 16 273,2		1'32.841 18 265,1		1'33.217 6 273,2		1'32.837 18 283,2		1'33.340 6 271,8		1'32.680 18 276,0	
8	27 K. TOBA Honda CBR600RR	JPN	1'32.743 65 283,9		1'32.743 16 274,6		1 255,1		1'33.906 6 276,0		1'33.864 18 283,9		1'33.133 6 271,1		1'33.342 18 278,1	
9	51 J. MASIA Ducati Panigale V2	ESP	1'32.765 70 285,4		1'32.892 12 273,9		1'32.765 17 273,2		1'32.915 7 285,4		1'33.352 18 283,9		1'32.917 6 270,5		1'32.905 10 284,7	
10	20 X. CARDELUS Ducati Panigale V2	AND	1'32.786 69 283,2		1'32.933 12 273,9		1'32.945 18 269,8		1'33.148 7 281,7		1'33.180 8 283,2		1'32.993 6 269,8		1'32.786 18 280,3	
11	77 F. FARIOLI MV Agusta F3 800 RR	ITA	1'32.789 4 280,3		1'32.789 4 280,3											
12	32 D. BAYLISS Triumph Street Triple RS 765	AUS	1'32.814 78 287,0		1'32.824 12 273,2		1'32.814 17 268,4		1'33.039 7 282,5		1'33.242 18 287,0		1'33.721 6 273,9		1'33.215 18 280,3	
13	21 M. RINALDI Yamaha YZF R9	ITA	1'32.889 68 283,2		1'32.911 14 270,5		1'32.889 18 268,4		1'33.726 6 271,8		1'33.311 6 283,2		1'32.960 6 265,8		1'33.099 18 275,3	
14	5 N. ANTONELLI Yamaha YZF R9	ITA	1'32.957 61 285,4		1'33.535 13 270,5		1'33.201 17 270,5		1'32.957 7 280,3		1'34.002 18 285,4		1'33.117 6 271,1			
15	52 J. ALCOBA Kawasaki ZX-6R 636	ESP	1'33.020 66 283,2				1'33.451 17 268,4		1'33.668 7 281,0		1'33.663 18 282,5		1'33.411 6 270,5		1'33.020 18 283,2	
16	29 H. VOIGHT Ducati Panigale V2	AUS	1'33.085 52 283,2		1'33.085 14 273,2		3 259,4		1'33.289 7 281,0		1'33.895 3 281,0		1'33.511 7 269,8		1'33.319 18 283,2	
17	24 L. TACCINI Ducati Panigale V2	ITA	1'33.091 62 283,9		1'33.704 13 274,6		1'33.091 17 273,2		1'33.489 7 283,9				1'33.962 7 278,8		1'33.211 18 280,3	
18	57 A. MAHENDRA Yamaha YZF R9	INA	1'33.168 58 275,3		1'33.168 12 275,3		1'33.224 17 267,1		1'33.808 6 271,1		214,6		1'33.348 5 268,4		1'33.601 18 273,9	
19	68 L. POWER MV Agusta F3 800 RR	AUS	1'33.302 65 281,7		1'33.955 4 273,9		1'33.825 15 264,5		1'33.727 4 281,7		1'34.546 18 278,1		1'34.267 6 266,5		1'33.302 18 276,0	
20	50 D. VOSTATEK Ducati Panigale V2	CZE	1'33.387 78 287,7		1'33.716 10 274,6		1'33.627 19 268,4		1'33.466 7 280,3		1'34.283 18 287,7		1'33.549 6 270,5		1'33.387 18 281,7	
21	43 S. JESPERSEN Ducati Panigale V2	DEN	1'33.659 76 287,7		1'33.720 13 281,0		1'34.074 15 271,8		1'34.276 6 265,8		1'34.527 18 287,7		1'34.232 6 276,0		1'33.659 18 281,7	
22	7 L. VENEMAN Ducati Panigale V2	NED	1'34.111 64 281,7		1'34.265 10 273,9		1'34.111 19 272,5		1'34.120 7 281,7		1'34.722 3 278,8		1'35.426 7 266,5		1'35.094 18 277,4	
23	63 S. AZMAN Honda CBR600RR	MAS	1'34.601 73 278,1		1'34.601 11 271,1		1'35.182 15 269,1		1'36.241 6 273,9		1'34.739 17 278,1		1'34.952 6 265,8		1'34.892 18 271,8	
24	4 L. ARBEL MV Agusta F3 800 RR	FRA	1'34.493 79 281,7		1'35.767 13 266,5		1'35.071 17 261,3		1'34.907 7 274,6		1'35.300 18 281,7		1'34.493 6 263,9		1'34.968 18 269,1	

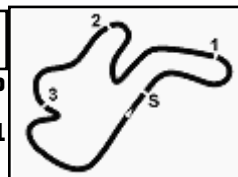
23/02/2025

These data/results cannot be reproduced, stored and/or transmitted in whole or in part by any manner of electronic, mechanical, photocopying, recording, broadcasting or otherwise now known or herein after developed without the previous express consent by the copyright owner, except for reproduction in daily press and regular printed publications on sale to the public within 60 days of the event related to those data/results and always provided that copyright symbol appears together as follows below.

© DORNA WSBK ORGANIZATION Srl 2025

FICR PERUGIA TIMING



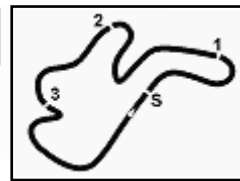

Australian Round, 21-23 February 2025
Fastest Laps Race 2

	No.	Rider	Nat	Team	Bike	Lap	Time	Gap
1	11	B. BENDSNEYDER	NED	MV Agusta Reparto Corse	MV Agusta F3 800 RR	10	1'32.300	
2	61	C. ONCU	TUR	Yamaha BLU CRU Evan Bros Team	Yamaha YZF R9	5	1'32.556	0.256
3	94	L. MAHIAS	FRA	GMT94-YAMAHA	Yamaha YZF R9	6	1'32.606	0.306
4	53	V. DEBISE	FRA	Renzi Corse	Ducati Panigale V2	5	1'32.666	0.366
5	62	S. MANZI	ITA	Pata Yamaha Ten Kate Racing	Yamaha YZF R9	17	1'32.680	0.380
6	69	T. BOOTH-AMOS	GBR	PTR Triumph Factory Racing	Triumph Street Triple RS 765	17	1'32.685	0.385
7	23	M. SCHROETTER	GER	WRP Racing	Ducati Panigale V2	4	1'32.746	0.446
8	20	X. CARDELUS	AND	Orelac Racing Verdnatura	Ducati Panigale V2	6	1'32.786	0.486
9	51	J. MASIA	ESP	Orelac Racing Verdnatura	Ducati Panigale V2	3	1'32.905	0.605
10	52	J. ALCOBA	ESP	Kawasaki WorldSSP Team	Kawasaki ZX-6R 636	8	1'33.020	0.720
11	21	M. RINALDI	ITA	GMT94-YAMAHA	Yamaha YZF R9	8	1'33.099	0.799
12	24	L. TACCINI	ITA	Ecosantagata Althea Racing Team	Ducati Panigale V2	4	1'33.211	0.911
13	32	O. BAYLISS	AUS	PTR Triumph Factory Racing	Triumph Street Triple RS 765	13	1'33.215	0.915
14	68	L. POWER	AUS	Motozoo ME air Racing	MV Agusta F3 800 RR	13	1'33.302	1.002
15	29	H. VOIGHT	AUS	D34G WorldSSP Racing Team	Ducati Panigale V2	2	1'33.319	1.019
16	27	K. TOBA	JPN	PETRONAS MIE Honda Racing Team	Honda CBR600RR	16	1'33.342	1.042
17	50	O. VOSTATEK	CZE	WRP Racing	Ducati Panigale V2	17	1'33.387	1.087
18	57	A. MAHENDRA	INA	Yamaha BLU CRU Evan Bros Team	Yamaha YZF R9	12	1'33.601	1.301
19	43	S. JESPERSEN	DEN	Ecosantagata Althea Racing Team	Ducati Panigale V2	5	1'33.659	1.359
20	63	S. AZMAN	MAS	PETRONAS MIE Honda Racing Team	Honda CBR600RR	2	1'34.892	2.592
21	4	L. ARBEL	FRA	Team Flembbo-Pilote Moto Production	MV Agusta F3 800 RR	2	1'34.968	2.668
22	7	L. VENEMAN	NED	EAB Racing Team	Ducati Panigale V2	3	1'35.094	2.794

23/02/2025

These data/results cannot be reproduced, stored and/or transmitted in whole or in part by any manner of electronic, mechanical, photocopying, recording, broadcasting or otherwise now known or herein after developed without the previous express consent by the copyright owner, except for reproduction in daily press and regular printed publications on sale to the public within 60 days of the event related to those data/results and always provided that copyright symbol appears together as follows below.

© DORNA WSBK ORGANIZATION Srl 2025



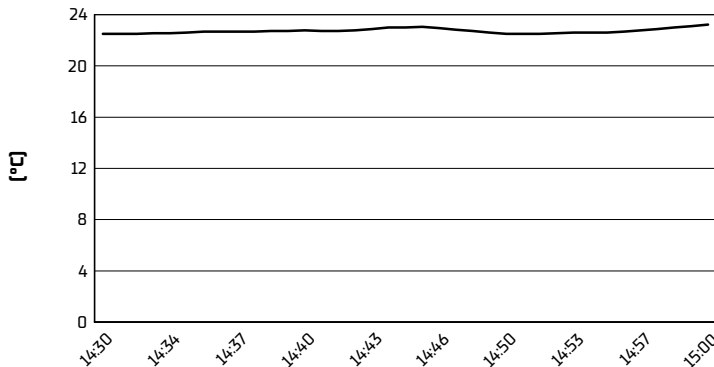
Phillip Island 4.445 m

Australian Round, 21-23 February 2025

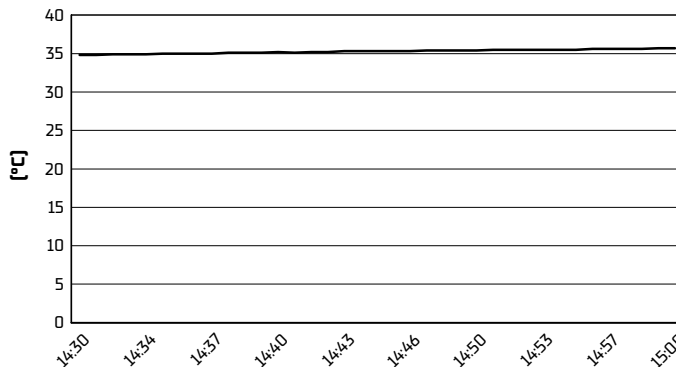
Weather Report Race 2

Session started 14:31 - Session ended 15:01

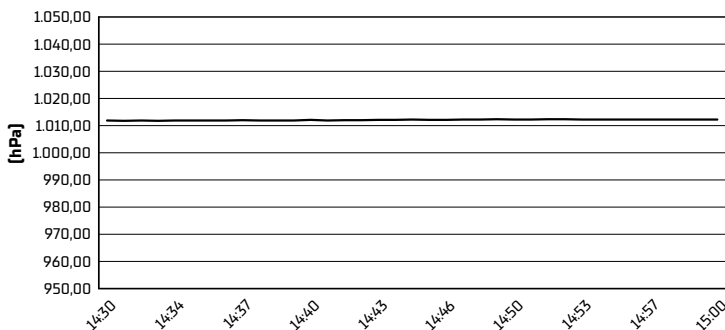
Air Temperature



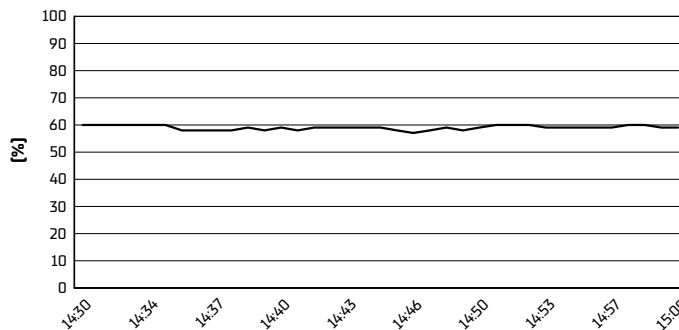
Track Temperature



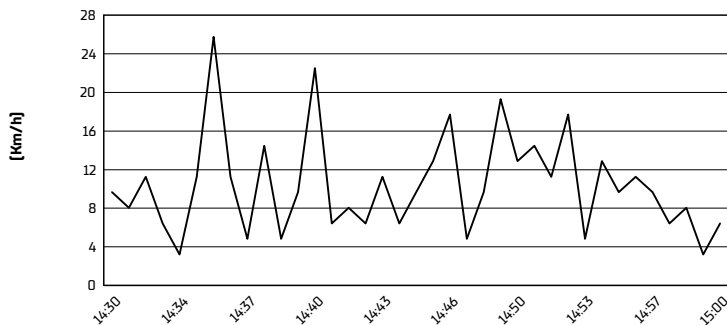
Air Pressure



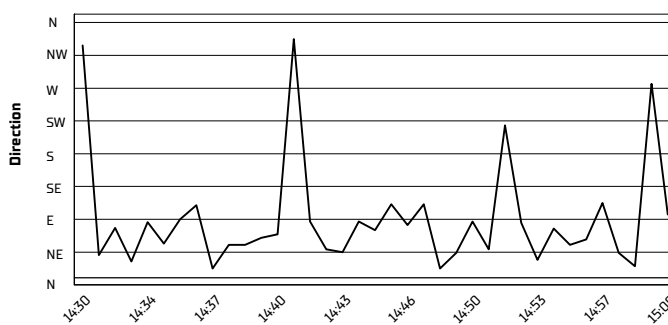
Humidity



Wind Speed



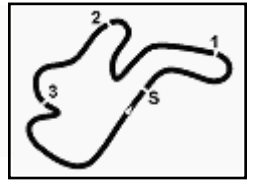
Wind Direction



23/02/2025

These data/results cannot be reproduced, stored and/or transmitted in whole or in part by any manner of electronic, mechanical, photocopying, recording, broadcasting or otherwise now known or herein after developed without the previous express consent by the copyright owner, except for reproduction in daily press and regular printed publications on sale to the public within 60 days of the event related to those data/results and always provided that copyright symbol appears together as follows below.

© DORNA WSBK ORGANIZATION Srl 2025



Phillip Island 4.445 m

Australian Round, 21-23 February 2025
Riders Performance

	Points	Points From First	Points From Previous	February 23	March 23	April 13	May 4	May 18	June 15	July 13	July 27	September 7	September 28	October 12	October 19			
				PHILLIP ISLAND	PORTIMAO	ASSEN	CREMONA	MOST	MISANO	DONINGTON	BALATON	MAGNY-COURS	ARAGON	ESTORIL	JEREZ			
				SP 1 2	SP 1 2	SP 1 2	SP 1 2	SP 1 2	SP 1 2	SP 1 2	SP 1 2	SP 1 2	SP 1 2	SP 1 2	SP 1 2	SP 1 2	SP 1 2	SP 1 2
1	BOOTH-AMOS	45		2 2 1														
2	MANZI	45	0	8 1 2														
3	BENDSNEYDER	29	16 16	1 4 3														
4	BAYLISS	18	27 11	7 7 7														
5	ALCOBA	17	28 1	15 10 5														
6	MAHIAS	17	28 0	3 9 6														
7	SCHROETTER	16	29 1	9 3 Rt														
8	RINALDI	13	32 3	10 Rt 4														
9	ONCU	11	34 2	4 5 16														
10	MASIA	10	35 1	6 6 Rt														
11	TOBA	9	36 1	14 9														
12	VOSTATEK	9	36 0	16 13 10														
13	POWER	9	36 0	17 12 11														
14	DEBISE	8	37 1	5 8 Rt														
15	CARDELUS	8	37 0	11 Rt 8														
16	ANTONELLI	5	40 3	13 11														
17	JESPERSEN	5	40 0	18 15 12														
18	MAHENDRA	3	42 2	14 Rt 13														
19	VOIGHT	2	43 1	Rt 14														
20	TACCINI	1	44 1	12 Rt 15														

23/02/2025

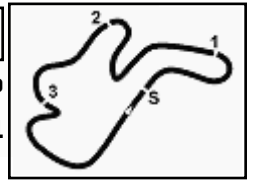
SP = Superpole - 1 = Race 1 - 2 = Race 2

Ns = Did Not Start - Rt = Retired - Ex = Excluded

These data/results cannot be reproduced, stored and/or transmitted in whole or in part by any manner of electronic, mechanical, photocopying, recording, broadcasting or otherwise now known or herein after developed without the previous express consent by the copyright owner, except for reproduction in daily press and regular printed publications on sale to the public within 60 days of the event related to those data/results and always provided that copyright symbol appears together as follows below.

© DORNA WSBK ORGANIZATION Srl 2025





Phillip Island 4.445 m

Australian Round, 21-23 February 2025
Race Winners

	2022	2023	2024	2025
01 Phillip Island	RC1: Montella Y. (ITA) KAW RC2: Aegerter D. (SUI) YAM	RC1: Bulega N. (ITA) DUC RC2: Bulega N. (ITA) DUC	RC1: Montella Y. (ITA) DUC RC2: Montella Y. (ITA) DUC	RC1: Manzi S. (ITA) YAM RC2: Booth-Amos T. (GBR) TRI
02 Portimao	RC1: Manzi S. (ITA) TRI RC2: Aegerter D. (SUI) YAM	RC1: Bulega N. (ITA) DUC RC2: Manzi S. (ITA) YAM	RC1: Montella Y. (ITA) DUC RC2: Montella Y. (ITA) DUC	
03 Assen	RC1: Aegerter D. (SUI) YAM RC2: Aegerter D. (SUI) YAM	RC1: Bulega N. (ITA) DUC RC2: Bulega N. (ITA) DUC	RC1: Huertas A. (ESP) DUC RC2: van Straalen G. (NED) YAM	
04 Cremona			RC1: Huertas A. (ESP) DUC RC2: Manzi S. (ITA) YAM	
05 Most	RC1: Baldassarri L. (ITA) YAM RC2: Baldassarri L. (ITA) YAM	RC1: Bulega N. (ITA) DUC RC2: Mackenzie T. (GBR) HDN	RC1: Huertas A. (ESP) DUC RC2: Huertas A. (ESP) DUC	
06 Misano	RC1: Aegerter D. (SUI) YAM RC2: Aegerter D. (SUI) YAM	RC1: Bulega N. (ITA) DUC RC2: Manzi S. (ITA) YAM	RC1: Huertas A. (ESP) DUC RC2: Huertas A. (ESP) DUC	
07 Donington	RC1: Aegerter D. (SUI) YAM RC2: Aegerter D. (SUI) YAM	RC1: Bulega N. (ITA) DUC RC2: Bulega N. (ITA) DUC	RC1: Huertas A. (ESP) DUC RC2: Huertas A. (ESP) DUC	
08 Balaton				
09 Magny-Cours	RC1: Baldassarri L. (ITA) YAM RC2: Aegerter D. (SUI) YAM	RC1: Bulega N. (ITA) DUC RC2: Bulega N. (ITA) DUC	RC1: Tuuli N. (FIN) DUC RC2: Montella Y. (ITA) DUC	
10 Aragon	RC1: Baldassarri L. (ITA) YAM RC2: Aegerter D. (SUI) YAM	RC1: Bulega N. (ITA) DUC RC2: Bulega N. (ITA) DUC	RC1: Huertas A. (ESP) DUC RC2: Montella Y. (ITA) DUC	
11 Estoril	RC1: Aegerter D. (SUI) YAM RC2: Aegerter D. (SUI) YAM		RC1: Montella Y. (ITA) DUC RC2: Manzi S. (ITA) YAM	
12 Jerez		RC1: Bulega N. (ITA) DUC RC2: Bulega N. (ITA) DUC	RC1: Manzi S. (ITA) YAM RC2: Manzi S. (ITA) YAM	

2025

- 1** T. Booth-Amos
- 1** S. Manzi

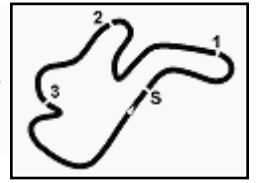
ALL TIMES

- | | | | | |
|--------------------------|--------------------------|------------------------|------------------------------|--------------------------|
| 43 K. Sofuoglu | 7 R. Krummenacher | 3 C. Kellner | 1 T. Booth-Amos | 1 G. van Straalen |
| 27 D. Aegerter | 7 A. Pitt | 3 J. Lascorz | 1 R. De Rosa | 1 A. Verdoia |
| 24 J. Cluzel | 6 P. Casoli | 3 I. MacPherson | 1 L. Lanzi | 1 R. Wilairot |
| 16 N. Bulega | 6 S. Chambon | 3 J. Rea | 1 T. Mackenzie | 1 L. Zanetti |
| 16 F. Foret | 6 C. Davies | 3 L. Scassa | 1 S. Morais | 1 W. Zeelenberg |
| 12 S. Charpentier | 6 K. Fujiwara | 3 K. Smith | 1 G. Nannelli | |
| 12 E. Laverty | 6 B. Parkes | 3 N. Tuuli | 1 C. Oncu | |
| 12 A. Locatelli | 6 J. Teuchert | 2 J. Brookes | 1 M. Pirro | |
| 11 S. Manzi | 6 M. van der Mark | 2 S. Cortese | 1 G. Rea | |
| 11 K. Muggeridge | 5 C. Crutchlow | 2 M. Gonzalez | 1 P. Riba | |
| 10 A. Huertas | 5 S. Odendaal | 2 P. Jacobsen | 1 M. Roccoli | |
| 9 L. Mahias | 4 L. Baldassarri | 2 A. West | 1 R. Rolfo | |
| 8 S. Lowes | 4 K. Curtain | 2 R. Xaus | 1 B. Sofuoglu | |
| 8 Y. Montella | 4 C. Vermeulen | 1 A. Badovini | 1 Y. Tiberio | |
| 7 F. Caricasulo | 4 J. Whitham | 1 P. Bontempi | 1 J. Van Den Goorberg | |

23/02/2025

These data/results cannot be reproduced, stored and/or transmitted in whole or in part by any manner of electronic, mechanical, photocopying, recording, broadcasting or otherwise now known or herein after developed without the previous express consent by the copyright owner, except for reproduction in daily press and regular printed publications on sale to the public within 60 days of the event related to those data/results and always provided that copyright symbol appears together as follows below.

© DORNA WSBK ORGANIZATION Srl 2025


Australian Round, 21-23 February 2025
Pit Times Race 2
Pit Intervention Time: 78 secs

No.	Rider	Bike		Race Time	Local Time	Pit Time	Delta	5 X Delta
4	L. ARBEL	MV Agusta F3 800 RR	PIT IN	15'53.878	14:46'25.548			
			PIT OUT	17'11.586	14:47'43.256	1'17.708	-0.292	1.460
7	L. VENEMAN	Ducati Panigale V2	PIT IN	12'44.781	14:43'16.451			
			PIT OUT	14'14.457	14:44'46.127	1'29.676	+11.676	
11	B. BENDSNEYDER	MV Agusta F3 800 RR	PIT IN	12'27.746	14:42'59.416			
			PIT OUT	13'47.144	14:44'18.814	1'19.398	+1.398	
20	X. CARDELUS	Ducati Panigale V2	PIT IN	13'58.584	14:44'30.254			
			PIT OUT	15'16.670	14:45'48.340	1'18.086	+0.086	
21	M. RINALDI	Yamaha YZF R9	PIT IN	14'00.056	14:44'31.726			
			PIT OUT	15'18.255	14:45'49.925	1'18.199	+0.199	
23	M. SCHROETTER	Ducati Panigale V2	PIT IN	12'24.775	14:42'56.445			
			PIT OUT	13'43.955	14:44'15.625	1'19.180	+1.180	
24	L. TACCINI	Ducati Panigale V2	PIT IN	15'39.625	14:46'11.295			
			PIT OUT	16'52.273	14:47'23.943	1'12.648	-5.352	26.760
27	K. TOBA	Honda CBR600RR	PIT IN	14'05.544	14:44'37.214			
			PIT OUT	15'24.497	14:45'56.167	1'18.953	+0.953	
29	H. VOIGHT	Ducati Panigale V2	PIT IN	14'06.678	14:44'38.348			
			PIT OUT	15'24.121	14:45'55.791	1'17.443	-0.557	2.785
32	O. BAYLISS	Triumph Street Triple RS 76i	PIT IN	12'30.291	14:43'01.961			
			PIT OUT	13'55.079	14:44'26.749	1'24.788	+6.788	
43	S. JESPERSEN	Ducati Panigale V2	PIT IN	14'08.108	14:44'39.778			
			PIT OUT	15'27.321	14:45'58.991	1'19.213	+1.213	
50	O. VOSTATEK	Ducati Panigale V2	PIT IN	12'34.045	14:43'05.715			
			PIT OUT	13'51.892	14:44'23.562	1'17.847	-0.153	0.765
51	J. MASIA	Ducati Panigale V2	PIT IN	12'25.436	14:42'57.106			
			PIT OUT	13'43.862	14:44'15.532	1'18.426	+0.426	
52	J. ALCOBA	Kawasaki ZX-6R 636	PIT IN	14'00.446	14:44'32.116			
			PIT OUT	15'17.090	14:45'48.760	1'16.644	-1.356	6.780
53	V. DEBISE	Ducati Panigale V2	PIT IN	13'57.967	14:44'29.637			
			PIT OUT	15'16.087	14:45'47.757	1'18.120	+0.120	
57	A. MAHENDRA	Yamaha YZF R9	PIT IN	14'09.492	14:44'41.162			
			PIT OUT	15'28.389	14:46'00.059	1'18.897	+0.897	
61	C. ONCU	Yamaha YZF R9	PIT IN	13'59.629	14:44'31.299			
			PIT OUT	15'17.857	14:45'49.527	1'18.228	+0.228	
62	S. MANZI	Yamaha YZF R9	PIT IN	13'59.475	14:44'31.145			
			PIT OUT	15'18.166	14:45'49.836	1'18.691	+0.691	
63	S. AZMAN	Honda CBR600RR	PIT IN	12'45.217	14:43'16.887			
			PIT OUT	14'10.729	14:44'42.399	1'25.512	+7.512	
68	L. POWER	MV Agusta F3 800 RR	PIT IN	15'42.296	14:46'13.966			
			PIT OUT	17'00.084	14:47'31.754	1'17.788	-0.212	1.060
69	T. BOOTH-AMOS	Triumph Street Triple RS 76i	PIT IN	12'24.600	14:42'56.270			
			PIT OUT	13'43.612	14:44'15.282	1'19.012	+1.012	
94	L. MAHIAS	Yamaha YZF R9	PIT IN	13'59.854	14:44'31.524			
			PIT OUT	15'18.108	14:45'49.778	1'18.254	+0.254	