

**Australian Round, 21-23 February 2025**  
**Chronological Analysis Race 2**

Start at 14:30'31.670

1 / 4

1° 69 T. BOOTH-AMOS [1'32.685]								4° 21 M. RINALDI [1'33.099]							
Lap	Seg1	Seg2	Seg3	Seg4	Lap Time	km/h	Local Time	Lap	Seg1	Seg2	Seg3	Seg4	Lap Time	km/h	Local Time
1		27.036	17.846	26.180	1'39.060	209,2	14:32'10.730	1		27.285	17.756	26.439	1'40.078	210,5	14:32'11.748
2	22.685	27.166	17.615	26.148	1'33.614	267,1	14:33'44.344	2	22.651	27.210	17.789	26.204	1'33.854	272,5	14:33'45.602
3	22.406	26.690	17.660	26.170	1'32.926	272,5	14:35'17.270	3	22.358	26.884	17.747	26.129	1'33.118	<b>275,3</b>	14:35'18.720
4	22.571	26.713	17.583	26.149	1'33.016	267,1	14:36'50.286	4	22.578	26.920	17.816	26.196	1'33.510	271,1	14:36'52.230
5	22.608	26.644	17.699	26.211	1'33.162	267,8	14:38'23.448	5	22.363	26.973	17.778	26.178	1'33.292	271,1	14:38'25.522
6	22.491	26.714	17.678	26.173	1'33.056	267,1	14:39'56.504	6	<b>22.303</b>	26.855	17.827	26.296	1'33.281	269,8	14:39'58.803
7	22.467	26.600	17.673	26.184	1'32.924	266,5	14:41'29.428	7	22.432	26.799	17.762	26.260	1'33.253	265,1	14:41'32.056
8	22.486	26.602	17.986	1'26.495	2'33.569P	266,5	14:44'02.997	8	22.382	26.812	17.705	26.200	<b>1'33.099</b>	266,5	14:43'05.155
9	38.002	26.987	17.668	<b>25.879</b>	1'48.536P		14:45'51.533	9	22.410	<b>26.757</b>	17.693	1'31.887	2'38.747P	267,1	14:45'43.902
10	22.636	27.019	17.705	25.907	1'33.267	272,5	14:47'24.800	10	31.004	26.783	17.688	<b>25.918</b>	1'41.393P		14:47'25.295
11	<b>22.341</b>	<b>26.500</b>	17.624	27.874	1'34.339	<b>281,7</b>	14:48'59.139	11	22.307	26.992	<b>17.599</b>	26.933	1'33.831	270,5	14:48'59.126
12	23.059	27.103	17.759	26.255	1'34.176	262,6	14:50'33.315	12	22.920	27.494	18.061	26.434	1'34.909	258,8	14:50'34.035
13	22.465	26.654	17.738	26.262	1'33.119	265,8	14:52'06.434	13	22.332	26.990	17.787	26.266	1'33.375	267,8	14:52'07.410
14	22.465	26.849	17.704	26.142	1'33.160	265,1	14:53'39.594	14	22.403	26.819	17.821	26.130	1'33.173	265,8	14:53'40.583
15	22.758	26.800	17.704	26.044	1'33.306	266,5	14:55'12.900	15	22.520	26.941	17.660	26.448	1'33.569	268,4	14:55'14.152
16	22.429	26.737	17.718	26.067	1'32.951	266,5	14:56'45.851	16	22.545	26.885	17.748	26.185	1'33.363	266,5	14:56'47.515
17	22.372	26.587	17.711	26.015	<b>1'32.685</b>	265,1	14:58'18.536	17	22.385	26.916	17.727	26.331	1'33.359	268,4	14:58'20.874
18	22.409	26.552	<b>17.576</b>	26.162	1'32.699	263,9	14:59'51.235	18	22.413	27.050	17.810	26.461	1'33.734	265,8	14:59'54.608
Race Time 29'19.565								Race Time 29'22.938							

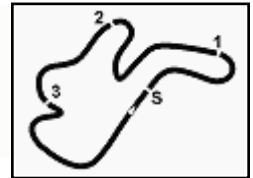
2° 62 S. MANZI [1'32.680]								5° 52 J. ALCOBA [1'33.020]							
Lap	Seg1	Seg2	Seg3	Seg4	Lap Time	km/h	Local Time	Lap	Seg1	Seg2	Seg3	Seg4	Lap Time	km/h	Local Time
1		27.197	17.846	26.303	1'39.044	204,5	14:32'10.714	1		27.255	17.864	26.207	1'40.547	219,9	14:32'12.217
2	22.535	26.946	17.736	26.308	1'33.525	267,8	14:33'44.239	2	22.611	27.252	17.826	26.251	1'33.940	280,3	14:33'46.157
3	22.678	26.865	17.691	26.172	1'33.406	261,9	14:35'17.645	3	22.533	26.822	17.855	26.213	1'33.423	<b>283,2</b>	14:35'19.580
4	22.780	26.913	17.603	26.286	1'33.582	265,8	14:36'51.227	4	22.471	26.832	17.842	26.118	1'33.263	273,9	14:36'52.843
5	22.456	26.819	<b>17.592</b>	<b>26.050</b>	1'32.917	263,2	14:38'24.144	5	22.378	26.850	17.835	26.182	1'33.245	274,6	14:38'26.088
6	<b>22.254</b>	26.943	17.613	26.140	1'32.950	272,5	14:39'57.094	6	22.426	26.783	17.780	26.174	1'33.163	272,5	14:39'59.251
7	22.475	26.956	17.767	26.254	1'33.452	273,9	14:41'30.546	7	22.464	26.753	17.789	26.232	1'33.238	271,1	14:41'32.489
8	22.339	26.886	17.697	26.354	1'33.276	273,9	14:43'03.822	8	22.373	26.775	17.778	26.094	<b>1'33.020</b>	273,2	14:43'05.509
9	22.911	26.775	17.667	1'31.098	2'38.451P	258,2	14:45'42.273	9	22.431	26.763	17.763	1'29.964	2'36.921P	273,9	14:45'42.430
10	33.440	26.929	17.726	26.330	1'44.425P		14:47'26.698	10	33.533	26.892	17.743	26.103	1'44.271P		14:47'26.701
11	22.605	26.811	17.733	26.512	1'33.661	269,1	14:49'00.359	11	22.476	26.731	17.818	26.604	1'33.629	271,8	14:49'00.330
12	22.674	26.914	17.724	26.139	1'33.451	263,2	14:50'33.810	12	22.553	26.789	17.790	26.216	1'33.348	265,8	14:50'33.678
13	<b>22.254</b>	26.723	17.687	26.183	1'32.847	<b>276,0</b>	14:52'06.657	13	22.813	<b>26.619</b>	17.782	26.065	1'33.279	269,1	14:52'06.957
14	22.399	26.843	17.726	26.072	1'33.040	269,1	14:53'39.697	14	22.450	26.837	17.761	26.069	1'33.117	270,5	14:53'40.074
15	22.544	27.130	17.713	26.193	1'33.580	271,8	14:55'13.277	15	22.443	27.071	<b>17.678</b>	26.188	1'33.380	268,4	14:55'13.454
16	22.357	26.717	17.659	26.159	1'32.892	265,8	14:56'46.169	16	22.408	27.033	17.795	26.154	1'33.390	271,8	14:56'46.844
17	22.354	<b>26.608</b>	17.668	<b>26.050</b>	<b>1'32.680</b>	269,8	14:58'18.849	17	22.640	26.755	17.745	<b>26.052</b>	1'33.192	269,8	14:58'20.036
18	22.325	26.842	17.730	26.160	1'33.057	267,8	14:59'51.906	18	<b>22.335</b>	27.374	17.948	26.229	1'33.886	273,9	14:59'53.922
Race Time 29'20.236								Race Time 29'22.252 + 6.780Pen							

3° 11 B. BENDSNEYDER [1'32.300]								6° 94 L. MAHIAS [1'32.606]							
Lap	Seg1	Seg2	Seg3	Seg4	Lap Time	km/h	Local Time	Lap	Seg1	Seg2	Seg3	Seg4	Lap Time	km/h	Local Time
1		27.931	17.910	26.222	1'41.018	203,3	14:32'12.688	1		27.076	17.678	26.149	1'39.220	203,3	14:32'10.890
2	22.414	27.109	17.844	26.153	1'33.520	268,4	14:33'46.208	2	23.152	27.458	17.758	26.271	1'34.639	271,8	14:33'45.529
3	22.609	27.011	18.284	25.997	1'33.901	<b>279,5</b>	14:35'20.109	3	<b>22.205</b>	26.944	17.771	26.001	1'32.921	274,6	14:35'18.450
4	22.412	26.867	17.677	26.135	1'33.091	273,2	14:36'53.200	4	22.390	27.033	17.751	26.201	1'33.375	276,7	14:36'51.825
5	22.435	27.687	17.846	26.029	1'33.997	276,0	14:38'27.197	5	22.234	27.171	17.626	26.069	1'33.100	273,2	14:38'24.925
6	22.341	27.230	17.684	26.105	1'33.360	271,1	14:40'00.557	6	22.252	26.756	17.636	<b>25.962</b>	<b>1'32.606</b>	271,1	14:39'57.531
7	22.342	26.661	17.697	26.029	1'32.729	264,5	14:41'33.286	7	22.433	27.011	17.759	26.121	1'33.324	277,4	14:41'30.855
8	22.299	26.628	17.657	1'30.927	2'37.511P	264,5	14:44'10.797	8	22.326	27.128	17.726	26.113	1'33.293	<b>279,5</b>	14:43'04.148
9	33.334	27.107	17.645	25.892	1'43.978P		14:45'54.775	9	22.704	26.902	17.665	1'32.024	2'39.295P	273,9	14:45'43.443
10	22.300	26.609	<b>17.610</b>	<b>25.781</b>	<b>1'32.300</b>	263,2	14:47'27.075	10	31.079	26.874	17.700	25.983	1'41.636P		14:47'25.079
11	22.349	26.963	18.009	26.457	1'33.778	273,2	14:49'00.853	11	22.259	<b>26.651</b>	<b>17.578</b>	33.715	1'40.203	274,6	14:49'05.282
12	22.566	26.940	17.859	26.330	1'33.695	267,1	14:50'34.548	12	22.886	26.850	17.674	26.356	1'33.766	257,6	14:50'39.048
13	22.445	26.964	17.692	26.179	1'33.280	270,5	14:52'07.828	13	22.481	26.741	17.712	26.266	1'33.200	260,7	14:52'12.248
14	22.405	26.636	17.755	25.959	1'32.755	265,8	14:53'40.583	14	22.577	26.864	17.792	26.763	1'33.996	260,7	14:53'46.244
15	<b>22.151</b>	27.003	17.682	26.051	1'32.887	268,4	14:55'13.470	15	22.636	26.969	17.778	26.403	1'33.786	259,4	14:55'20.030
16	22.501	27.143	17.698	26.053	1'33.395	273,2	14:56'46.865	16	22.703	27.000	17.795	26.303	1'33.801	260,7	14:56'53.831
17	22.612	<b>26.579</b>	17.640	25.995	1'32.826	265,1	14:58'19.691	17	22.656	26.852	17.812	26.456	1'33.776	260,0	14:58'27.607
18	22.338	26.698	17.657	25.976	1'32.669	263,9	14:59'52.360	18	22.699	27.102	17.948	26.743	1'34.492	260,7	15:00'02.099
Race Time 29'20.690								Race Time 29'30.429							

23/02/2025 P = Pits In/Out - C = Lap Time Cancelled

These data/results cannot be reproduced, stored and/or transmitted in whole or in part by any manner of electronic, mechanical, photocopying, recording, broadcasting or otherwise now known or herein after developed without the previous express consent by the copyright owner, except for reproduction in daily press and regular printed publications on sale to the public within 60 days of the event related to those data/results and always provided that copyright symbol appears together as follows below.

© DORNA WSBK ORGANIZATION Srl 2025



**Australian Round, 21-23 February 2025**  
**Chronological Analysis Race 2**

Start at 14:30'31.670

7° 32 O. BAYLISS (1'33.215)								10° 50 O. VOSTATEK (1'33.387)							
Lap	Seg1	Seg2	Seg3	Seg4	Lap Time	km/h	Local Time	Lap	Seg1	Seg2	Seg3	Seg4	Lap Time	km/h	Local Time
1		27.417	17.861	26.108	1'40.083	209,2	14:32'11.753	1		28.048	17.992	26.378	1'42.129	212,1	14:32'13.799
2	22.763	27.252	17.853	26.315	1'34.183	276,0	14:33'45.936	2	22.634	27.309	17.915	26.398	1'34.256	<b>281,7</b>	14:33'48.055
3	22.604	27.127	18.026	26.219	1'33.976	<b>280,3</b>	14:35'19.912	3	22.504	27.429	17.859	26.383	1'34.175	278,8	14:35'22.230
4	22.497	26.754	17.784	26.195	1'33.230	275,3	14:36'53.142	4	22.436	27.027	17.802	26.362	1'33.627	274,6	14:36'55.857
5	<b>22.362</b>	26.928	17.790	26.191	1'33.271	278,1	14:38'26.413	5	22.460	27.093	17.819	26.330	1'33.702	272,5	14:38'29.559
6	22.487	28.326	17.824	26.111	1'34.748	273,2	14:40'01.161	6	22.553	27.104	17.839	26.421	1'33.917	273,2	14:40'03.476
7	22.487	26.907	17.885	26.207	1'33.486	274,6	14:41'34.647	7	22.598	27.136	17.841	26.437	1'34.012	276,0	14:41'37.488
8	22.871	26.865	17.720	1'38.722	2'46.178P	265,8	14:44'20.825	8	22.697	27.317	17.864	1'31.740	2'39.618P	273,2	14:44'17.106
9	31.356	26.767	17.703	26.192	1'42.018P		14:46'02.843	9	32.921	27.312	17.784	26.333	1'44.350P		14:46'01.456
10	22.506	26.849	18.009	26.206	1'33.570	264,5	14:47'36.413	10	22.600	26.884	17.866	26.301	1'33.651	263,9	14:47'35.107
11	22.426	<b>26.680</b>	17.674	26.473	1'33.253	269,1	14:49'09.666	11	22.792	27.036	17.822	26.519	1'34.169	269,8	14:49'09.276
12	22.696	27.259	17.833	<b>25.994</b>	1'33.782	274,6	14:50'43.448	12	22.455	27.060	17.740	26.376	1'33.631	277,4	14:50'42.907
13	22.511	26.890	17.693	26.121	<b>1'33.215</b>	273,2	14:52'16.663	13	22.551	<b>26.870</b>	<b>17.713</b>	26.386	1'33.520	265,8	14:52'16.427
14	22.405	26.811	17.856	26.279	1'33.351	274,6	14:53'50.014	14	22.517	27.297	17.754	<b>26.210</b>	1'33.778	265,8	14:53'50.205
15	22.609	26.728	17.780	26.276	1'33.393	265,1	14:55'23.407	15	22.575	27.053	17.822	26.330	1'33.780	270,5	14:55'23.985
16	22.665	27.040	<b>17.658</b>	26.253	1'33.616	265,8	14:56'57.023	16	22.673	26.995	17.732	26.234	1'33.634	267,8	14:56'57.619
17	22.682	26.994	17.859	26.122	1'33.657	266,5	14:58'30.658	17	<b>22.424</b>	26.932	17.791	26.240	<b>1'33.387</b>	274,6	14:58'31.006
18	22.797	26.962	17.820	25.999	1'33.578	273,9	15:00'04.280	18	22.724	27.036	17.830	26.278	1'33.868	273,2	15:00'04.874
Race Time 29'32.588								Race Time 29'33.204 + 0.765Pen							

8° 20 X. CARDELUS (1'32.786)								11° 68 L. POWER (1'33.302)							
Lap	Seg1	Seg2	Seg3	Seg4	Lap Time	km/h	Local Time	Lap	Seg1	Seg2	Seg3	Seg4	Lap Time	km/h	Local Time
1		27.479	17.821	26.037	1'40.186	209,7	14:32'11.856	1		27.864	17.864	26.428	1'41.635	219,0	14:32'13.305
2	22.858	27.229	17.709	26.000	1'33.796	274,6	14:33'45.652	2	22.513	27.333	17.772	26.567	1'34.185	<b>276,0</b>	14:33'47.490
3	22.430	26.895	17.910	<b>25.848</b>	1'33.083	272,5	14:35'18.735	3	22.595	27.753	17.887	26.480	1'34.715	272,5	14:35'22.205
4	22.288	27.097	17.664	26.171	1'33.220	274,6	14:36'51.955	4	22.643	27.145	17.804	26.430	1'34.022	272,5	14:36'56.227
5	22.388	27.083	17.735	26.014	1'33.220	271,8	14:38'25.175	5	22.611	27.220	17.843	26.477	1'34.151	272,5	14:38'30.378
6	<b>22.208</b>	26.932	17.679	25.967	<b>1'32.786</b>	274,6	14:39'57.961	6	22.827	27.204	17.854	26.528	1'34.413	264,5	14:40'04.791
7	22.311	27.002	17.700	26.094	1'33.107	276,7	14:41'31.068	7	22.638	27.088	17.822	26.568	1'34.116	263,9	14:41'38.907
8	22.225	26.889	17.717	25.975	1'32.806	<b>280,3</b>	14:43'03.874	8	22.654	27.102	17.865	26.520	1'34.141	263,9	14:43'13.048
9	22.469	<b>26.813</b>	17.670	1'31.393	2'38.345P	270,5	14:45'42.219	9	22.580	26.871	17.830	26.574	1'33.855	265,1	14:44'46.903
10	31.658	26.971	<b>17.607</b>	25.961	1'42.197P		14:47'24.416	10	22.848	27.035	17.840	1'27.956	2'35.679P	260,7	14:47'22.582
11	22.512	26.920	17.609	37.622	1'44.663	267,1	14:49'09.079	11	35.009	26.873	17.845	26.803	1'46.530P		14:49'09.112
12	23.546	27.249	17.862	26.197	1'34.854	250,4	14:50'43.933	12	23.059	26.941	17.951	<b>26.338</b>	1'34.289	259,4	14:50'43.401
13	22.424	27.026	17.761	25.993	1'33.204	272,5	14:52'17.137	13	<b>22.368</b>	<b>26.864</b>	<b>17.708</b>	26.362	<b>1'33.302</b>	270,5	14:52'16.703
14	22.301	27.027	17.728	26.074	1'33.130	277,4	14:53'50.267	14	23.236	27.025	17.808	26.396	1'34.465	272,5	14:53'51.168
15	22.577	27.129	17.817	26.180	1'33.703	270,5	14:55'23.970	15	22.513	26.944	17.866	26.434	1'33.757	268,4	14:55'24.925
16	22.355	27.055	17.706	26.020	1'33.136	267,1	14:56'57.106	16	22.645	26.959	17.808	26.370	1'33.782	265,8	14:56'58.707
17	22.437	27.009	17.786	26.241	1'33.473	271,1	14:58'30.579	17	22.578	27.102	17.932	26.435	1'34.047	265,8	14:58'32.754
18	22.741	26.991	17.742	26.216	1'33.690	265,8	15:00'04.269	18	22.856	27.082	17.906	26.541	1'34.385	261,3	15:00'07.139
Race Time 29'32.599								Race Time 29'35.469 + 1.060Pen							

9° 27 K. TOBA (1'33.342)								12° 43 S. JESPERSEN (1'33.659)							
Lap	Seg1	Seg2	Seg3	Seg4	Lap Time	km/h	Local Time	Lap	Seg1	Seg2	Seg3	Seg4	Lap Time	km/h	Local Time
1		27.856	18.023	26.249	1'41.848	216,8	14:32'13.518	1		28.048	18.032	26.243	1'41.715	218,5	14:32'13.385
2	22.604	27.430	17.985	26.223	1'34.242	274,6	14:33'47.760	2	22.640	27.362	18.017	26.313	1'34.332	<b>281,7</b>	14:33'47.717
3	22.413	27.178	17.945	26.093	1'33.629	277,4	14:35'21.389	3	22.553	27.279	18.008	<b>26.182</b>	1'34.022	278,8	14:35'21.739
4	<b>22.295</b>	27.013	17.869	26.246	1'33.423	275,3	14:36'54.812	4	22.520	27.064	17.986	26.231	1'33.801	275,3	14:36'55.540
5	22.387	27.068	17.891	26.119	1'33.465	272,5	14:38'28.277	5	22.523	26.999	<b>17.905</b>	26.232	<b>1'33.659</b>	271,8	14:38'29.199
6	<b>22.295</b>	<b>26.892</b>	17.834	26.462	1'33.483	270,5	14:40'01.760	6	22.581	27.066	17.924	26.444	1'34.015	273,2	14:40'03.214
7	22.607	26.981	17.968	26.328	1'33.884	269,1	14:41'35.644	7	22.540	27.034	17.981	26.370	1'33.925	273,2	14:41'37.139
8	22.375	27.116	17.970	26.407	1'33.868	269,8	14:43'09.512	8	22.693	27.227	17.997	26.501	1'34.418	268,4	14:43'11.557
9	22.587	27.031	17.998	1'30.631	2'38.247P	271,1	14:45'47.759	9	22.856	27.058	18.085	1'28.070	2'36.069P	265,1	14:45'47.626
10	35.045	27.265	18.286	26.469	1'47.065P		14:47'34.824	10	37.183	27.250	17.977	26.399	1'48.809P		14:47'36.435
11	22.880	27.004	17.823	26.620	1'34.327	264,5	14:49'09.151	11	22.629	27.006	17.940	26.344	1'33.919	265,1	14:49'10.354
12	22.797	26.977	17.974	26.310	1'34.058	267,8	14:50'43.209	12	22.402	27.195	18.025	26.335	1'33.957	273,9	14:50'44.311
13	22.670	27.231	17.866	26.209	1'33.976	268,4	14:52'17.185	13	<b>22.388</b>	27.135	18.028	26.309	1'33.860	276,0	14:52'18.171
14	22.399	27.118	17.877	26.139	1'33.533	276,7	14:53'50.718	14	22.548	26.983	18.046	26.343	1'33.920	268,4	14:53'52.091
15	22.427	27.039	17.913	26.216	1'33.595	271,8	14:55'24.313	15	22.582	<b>26.939</b>	18.250	26.384	1'34.155	268,4	14:55'26.246
16	22.472	26.989	17.831	<b>26.050</b>	<b>1'33.342</b>	275,3	14:56'57.655	16	22.658	27.016	18.115	26.392	1'34.181	265,1	14:57'00.427
17	22.492	26.998	<b>17.799</b>	26.166	1'33.455	273,9	14:58'31.110	17	22.713	27.102	18.053	26.623	1'34.491	265,8	14:58'34.918
18	22.710	27.046	17.882	26.135	1'33.773	<b>278,1</b>	15:00'04.883	18	22.681	27.082	18.176	26.405	1'34.344	265,1	15:00'09.262
Race Time 29'33.213								Race Time 29'37.592							

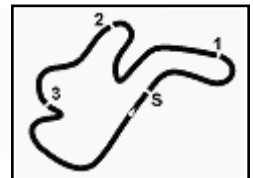
23/02/2025

P = Pits In/Out - C = Lap Time Cancelled

These data/results cannot be reproduced, stored and/or transmitted in whole or in part by any manner of electronic, mechanical, photocopying, recording, broadcasting or otherwise now known or herein after developed without the previous express consent by the copyright owner, except for reproduction in daily press and regular printed publications on sale to the public within 60 days of the event related to those data/results and always provided that copyright symbol appears together as follows below.

© DORNA WSBK ORGANIZATION Srl 2025





**Australian Round, 21-23 February 2025**  
**Chronological Analysis Race 2**

Start at 14:30'31.670

13° 57 A. MAHENDRA [1'33.601]								16° 61 C. ONCU [1'32.556]							
Lap	Seg1	Seg2	Seg3	Seg4	Lap Time	km/h	Local Time	Lap	Seg1	Seg2	Seg3	Seg4	Lap Time	km/h	Local Time
1		27.402	17.913	26.321	1'40.981	213,8	14:32'12.651	1		26.951	17.877	26.313	1'38.935	209,2	14:32'10.605
2	22.682	27.142	<b>17.815</b>	26.403	1'34.042	271,8	14:33'46.693	2	22.928	26.854	17.684	26.195	1'33.661	259,4	14:33'44.266
3	22.648	27.245	18.039	26.324	1'34.256	271,8	14:35'20.949	3	22.752	26.987	17.655	26.007	1'33.401	263,9	14:35'17.667
4	<b>22.348</b>	27.175	17.934	26.374	1'33.831	<b>273,9</b>	14:36'54.780	4	22.566	27.544	17.756	26.389	1'34.255	264,5	14:36'51.922
5	22.637	27.133	17.928	26.331	1'34.029	266,5	14:38'28.809	5	22.220	26.769	<b>17.646</b>	<b>25.921</b>	<b>1'32.556</b>	277,4	14:38'24.478
6	22.578	27.115	17.910	26.517	1'34.120	267,1	14:40'02.929	6	22.241	26.902	17.745	25.962	1'32.850	276,0	14:39'57.328
7	22.601	27.082	17.888	26.627	1'34.198	263,9	14:41'37.127	7	22.467	26.951	17.843	26.044	1'33.305	<b>279,5</b>	14:41'30.633
8	22.884	27.224	18.080	27.061	1'35.249	264,5	14:43'12.376	8	22.375	26.908	17.679	26.233	1'33.195	274,6	14:43'03.828
9	22.696	26.972	18.005	1'32.104	2'39.777P	261,9	14:45'52.153	9	22.662	26.897	17.744	1'30.335	2'37.638P	259,4	14:45'41.466
10	33.769	27.169	17.932	26.568	1'45.438P		14:47'37.591	10	33.516	26.805	17.732	25.936	1'43.989P		14:47'25.455
11	22.695	26.927	17.924	26.672	1'34.218	261,3	14:49'11.809	11	22.214	<b>26.708</b>	17.661	28.872	1'35.455	274,6	14:49'00.910
12	22.542	<b>26.836</b>	17.893	26.330	<b>1'33.601</b>	265,1	14:50'45.410	12	22.645	26.912	17.918	26.362	1'33.837	261,3	14:50'34.747
13	22.502	27.008	17.856	26.272	1'33.638	266,5	14:52'19.048	13	22.416	26.914	17.814	26.173	1'33.317	276,0	14:52'08.064
14	22.524	27.019	17.937	26.348	1'33.828	269,8	14:53'52.876	14	22.450	26.979	17.921	26.139	1'33.489	277,4	14:53'41.553
15	22.519	26.946	17.915	26.362	1'33.742	264,5	14:55'26.618	15	22.213	26.729	17.734	25.973	1'32.649	275,3	14:55'14.202
16	22.552	27.043	18.129	26.378	1'34.102	261,9	14:57'00.720	16	<b>22.131</b>	26.881	17.802	26.041	1'32.855	269,1	14:56'47.057
17	22.594	27.402	17.914	26.425	1'34.335	266,5	14:58'35.055	17	22.573	26.744	17.768	25.985	1'33.070	270,5	14:58'20.127
18	22.740	27.137	18.079	<b>26.259</b>	1'34.215	263,9	15:00'09.270	18	22.366	1'01.300	19.069	27.155	2'09.890	276,7	15:00'30.017
Race Time 29'37.600								Race Time 29'58.347							

14° 29 H. VOIGHT [1'33.319]								17° 4 L. ARBEL [1'34.968]							
Lap	Seg1	Seg2	Seg3	Seg4	Lap Time	km/h	Local Time	Lap	Seg1	Seg2	Seg3	Seg4	Lap Time	km/h	Local Time
1		27.636	17.954	26.557	1'41.764	221,2	14:32'13.434	1		27.984	18.200	<b>26.559</b>	1'42.694	219,0	14:32'14.364
2	22.464	<b>26.974</b>	<b>17.674</b>	26.207	<b>1'33.319</b>	<b>283,2</b>	14:33'46.753	2	<b>22.957</b>	27.270	18.177	26.564	<b>1'34.968</b>	<b>269,1</b>	14:33'49.332
3	22.419	27.181	17.918	26.225	1'33.743	279,5	14:35'20.496	3	23.054	27.263	<b>18.112</b>	26.650	1'35.079	264,5	14:35'24.411
4	22.429	27.289	17.807	<b>26.183</b>	1'33.708	275,3	14:36'54.204	4	23.182	<b>27.118</b>	18.207	26.646	1'35.153	260,0	14:36'59.564
5	22.435	27.021	17.764	26.213	1'33.433	273,2	14:38'27.637	5	23.087	27.336	18.188	26.748	1'35.359	257,6	14:38'34.923
6	<b>22.367</b>	27.053	17.781	26.189	1'33.390	274,6	14:40'01.027	6	23.218	27.251	18.172	26.859	1'35.500	255,1	14:40'10.423
7	22.457	27.007	18.046	26.406	1'33.916	276,0	14:41'34.943	7	23.114	27.278	18.155	26.902	1'35.449	255,7	14:41'45.872
8	22.754	27.042	17.883	26.401	1'34.080	273,9	14:43'09.023	8	23.292	27.217	18.290	26.920	1'35.719	254,5	14:43'21.591
9	22.708	28.632	18.065	1'30.719	2'40.124P	263,9	14:45'49.147	9	23.159	27.331	18.215	26.762	1'35.467	253,9	14:44'57.058
10	32.906	27.317	18.060	26.724	1'45.007P		14:47'34.154	10	23.215	27.256	18.272	1'30.876	2'39.619P	255,7	14:47'36.677
11	22.903	27.062	17.952	27.007	1'34.924	263,2	14:49'09.078	11	23.668	27.464	18.254	27.073	1'46.459P		14:49'23.136
12	23.208	27.264	18.036	26.330	1'34.838	260,7	14:50'43.916	12	23.264	27.293	18.244	26.735	1'35.536	257,0	14:50'58.672
13	22.674	27.181	18.233	26.720	1'34.808	273,9	14:52'18.724	13	23.304	27.343	18.260	26.780	1'35.687	255,7	14:52'34.359
14	22.631	27.127	18.215	26.591	1'34.564	271,1	14:53'53.288	14	23.329	27.274	18.159	26.628	1'35.390	257,6	14:54'09.749
15	22.643	27.389	18.016	26.660	1'34.708	270,5	14:55'27.996	15	23.248	27.249	18.249	26.660	1'35.406	255,1	14:55'45.155
16	22.897	27.513	18.206	26.650	1'35.266	265,1	14:57'03.262	16	23.280	27.288	18.442	26.884	1'35.894	257,0	14:57'21.049
17	22.933	27.378	18.107	26.722	1'35.140	264,5	14:58'38.402	17	23.341	27.288	18.182	26.909	1'35.720	257,6	14:58'56.769
18	23.377	27.609	18.252	26.775	1'36.013	264,5	15:00'14.415	18	23.332	27.384	18.331	26.844	1'35.891	255,1	15:00'32.660
Race Time 29'42.745 + 2.785Pen								Race Time 30'00.990 + 1.460Pen							

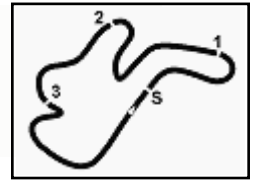
15° 24 L. TACCINI [1'33.211]								18° 7 L. VENEMAN [1'35.094]							
Lap	Seg1	Seg2	Seg3	Seg4	Lap Time	km/h	Local Time	Lap	Seg1	Seg2	Seg3	Seg4	Lap Time	km/h	Local Time
1		27.950	17.914	26.167	1'41.158	216,8	14:32'12.828	1		28.378	18.157	26.766	1'43.306	216,4	14:32'14.976
2	22.638	27.181	17.792	26.245	1'33.856	277,4	14:33'46.684	2	22.733	27.695	<b>18.022</b>	<b>26.688</b>	1'35.138	<b>277,4</b>	14:33'50.114
3	22.382	27.358	18.025	<b>26.084</b>	1'33.849	279,5	14:35'20.533	3	<b>22.664</b>	27.621	18.091	26.718	<b>1'35.094</b>	272,5	14:35'25.208
4	<b>22.233</b>	26.894	17.793	26.291	<b>1'33.211</b>	<b>280,3</b>	14:36'53.744	4	22.798	27.667	18.126	26.867	1'35.458		14:37'00.666
5	22.272	27.161	17.850	26.121	1'33.404	276,0	14:38'27.148	5	22.727	27.697	18.155	26.973	1'35.552	269,1	14:38'36.218
6	22.526	<b>26.875</b>	17.825	26.385	1'33.611	275,3	14:40'00.759	6	22.970	27.665	18.126	26.982	1'35.743	263,9	14:40'11.961
7	22.431	26.939	18.152	26.366	1'33.888	275,3	14:41'34.647	7	22.716	27.545	18.147	26.925	1'35.333	262,6	14:41'47.294
8	22.771	27.508	17.912	26.390	1'34.581	267,8	14:43'09.228	8	22.843	<b>27.456</b>	18.063	1'44.478	2'52.840P	263,2	14:44'40.134
9	22.746	26.965	17.917	26.551	1'34.179	271,1	14:44'43.407	9	31.714	27.636	18.343	27.043	1'44.736P		14:46'24.870
10	22.795	27.075	17.918	1'26.794	2'34.582P	263,9	14:47'17.989	10	22.827	27.578	18.091	27.044	1'35.540	260,7	14:48'00.410
11	30.966	27.303	18.005	26.548	1'42.822P		14:49'00.811	11	22.922	27.619	18.199	27.300	1'36.040	262,6	14:49'36.450
12	22.523	26.894	17.885	26.487	1'33.789	276,7	14:50'34.600	12	22.791	27.678	18.120	26.922	1'35.511	261,9	14:51'11.961
13	22.289	26.898	<b>17.786</b>	26.361	1'33.334	277,4	14:52'07.934	13	22.738	27.510	18.166	27.002	1'35.416	263,2	14:52'47.377
14	22.440	26.962	17.929	26.213	1'33.544	275,3	14:53'41.478	14	22.940	27.534	18.184	26.991	1'35.649	259,4	14:54'23.026
15	22.661	26.959	17.904	26.155	1'33.679	274,6	14:55'15.157	15	22.800	27.634	18.157	26.867	1'35.458	262,6	14:55'58.484
16	22.478	26.964	17.946	26.167	1'33.555	273,9	14:56'48.712	16	22.886	27.635	18.160	26.991	1'35.672	261,9	14:57'34.156
17	22.667	27.072	18.089	26.406	1'34.234	271,8	14:58'22.946	17	22.928	27.557	18.170	26.925	1'35.580	262,6	14:59'09.736
18	22.687	27.037	17.990	26.485	1'34.199	267,1	14:59'57.145	18	22.896	27.552	18.192	26.861	1'35.501	261,3	15:00'45.237
Race Time 29'25.475 + 26.760Pen								Race Time 30'13.567							

23/02/2025 P = Pits In/Out - C = Lap Time Cancelled

These data/results cannot be reproduced, stored and/or transmitted in whole or in part by any manner of electronic, mechanical, photocopying, recording, broadcasting or otherwise now known or herein after developed without the previous express consent by the copyright owner, except for reproduction in daily press and regular printed publications on sale to the public within 60 days of the event related to those data/results and always provided that copyright symbol appears together as follows below.

© DORNA WSBK ORGANIZATION Srl 2025





Phillip Island 4.445 m

**Australian Round, 21-23 February 2025  
Chronological Analysis Race 2**

Start at 14:30'31.670

<b>19° 63 S. AZMAN [1'34.892]</b>							
Lap	Seg.1	Seg.2	Seg.3	Seg.4	Lap Time	km/h	Local Time
1		28.220	18.231	26.768	1'43.085	218,1	14:32'14.755
2	<b>22.817</b>	27.279	<b>18.125</b>	<b>26.671</b>	<b>1'34.892</b>	269,8	14:33'49.647
3	22.936	27.314	18.152	26.754	1'35.156	<b>271,8</b>	14:35'24.803
4	23.006	<b>27.221</b>	18.186	26.974	1'35.387	267,8	14:37'00.190
5	23.065	27.564	18.332	27.228	1'36.189	261,3	14:38'36.379
6	23.045	27.581	18.321	26.796	1'35.743	261,3	14:40'12.122
7	22.876	27.377	18.235	26.941	1'35.429	260,0	14:41'47.551
8	22.942	27.301	18.311	1'40.240	2'48.794P	259,4	14:44'36.345
9	34.537	28.316	18.510	27.194	1'48.557P		14:46'24.902
10	23.046	27.457	18.257	26.927	1'35.687	257,0	14:48'00.589
11	22.968	27.552	18.255	27.255	1'36.030	260,0	14:49'36.619
12	22.904	27.558	18.205	26.855	1'35.522	260,7	14:51'12.141
13	22.834	27.383	18.269	26.898	1'35.384	261,9	14:52'47.525
14	23.092	27.375	18.237	26.991	1'35.695	259,4	14:54'23.220
15	22.915	27.453	18.325	26.838	1'35.531	261,9	14:55'58.751
16	22.846	27.613	18.243	26.917	1'35.619	261,9	14:57'34.370
17	22.869	27.524	18.288	26.754	1'35.435	264,5	14:59'09.805
18	23.063	27.424	18.244	26.733	1'35.464	260,7	15:00'45.269

Race Time 30'13.599

<b>RET 23 M. SCHROETTER [1'32.746]</b>							
Lap	Seg.1	Seg.2	Seg.3	Seg.4	Lap Time	km/h	Local Time
1		27.024	18.011	26.050	1'39.289	201,8	14:32'10.959
2	22.897	27.224	17.740	<b>25.911</b>	1'33.772	274,6	14:33'44.731
3	22.425	26.998	17.724	25.917	1'33.064	<b>275,3</b>	14:35'17.795
4	<b>22.343</b>	26.676	<b>17.639</b>	26.088	<b>1'32.746</b>	273,9	14:36'50.541
5	22.469	26.785	17.774	26.054	1'33.082	271,1	14:38'23.623
6	22.517	26.705	17.711	26.093	1'33.026	272,5	14:39'56.649
7	22.708	26.690	17.844	26.103	1'33.345	272,5	14:41'29.994
8	22.541	26.802	17.735	1'32.496	2'39.574P	266,5	14:44'09.568
9	31.149	26.759	17.681	25.982	1'41.571P		14:45'51.139
10	22.598	26.817	17.717	26.095	1'33.227	265,1	14:47'24.366

Race Time 16'52.696

<b>RET 53 V. DEBISE [1'32.666]</b>							
Lap	Seg.1	Seg.2	Seg.3	Seg.4	Lap Time	km/h	Local Time
1		27.121	17.752	26.000	1'39.361	202,2	14:32'11.031
2	22.732	27.463	17.719	<b>25.940</b>	1'33.854	277,4	14:33'44.885
3	22.405	27.086	17.639	25.986	1'33.116	277,4	14:35'18.001
4	22.540	27.020	17.638	26.030	1'33.228	<b>278,1</b>	14:36'51.229
5	<b>22.304</b>	26.769	17.602	25.991	<b>1'32.666</b>	268,4	14:38'23.895
6	22.395	26.856	<b>17.558</b>	26.001	1'32.810	271,8	14:39'56.705
7	22.755	26.794	17.700	26.103	1'33.352	269,8	14:41'30.057
8	22.308	<b>26.765</b>	17.592	26.216	1'32.881	270,5	14:43'02.938
9	22.602	26.951	17.676	1'30.152	2'37.381P	263,9	14:45'40.319
10	33.199	26.917	17.694	26.263	1'44.073P		14:47'24.392

Race Time 16'52.722

<b>RET 51 J. MASIA [1'32.905]</b>							
Lap	Seg.1	Seg.2	Seg.3	Seg.4	Lap Time	km/h	Local Time
1		27.029	17.755	26.270	1'40.034	215,9	14:32'11.704
2	22.480	27.152	17.763	26.095	1'33.490	280,3	14:33'45.194
3	22.272	27.027	17.728	25.878	<b>1'32.905</b>	280,3	14:35'18.099
4	22.557	27.017	<b>17.673</b>	26.056	1'33.303	<b>284,7</b>	14:36'51.402
5	22.518	26.758	17.687	25.970	1'32.933	276,0	14:38'24.335
6	22.280	26.882	17.679	26.096	1'32.937	278,8	14:39'57.272
7	22.395	26.969	17.814	26.091	1'33.269	282,5	14:41'30.541
8	<b>22.246</b>	<b>26.740</b>	17.754	1'31.723	2'38.463P	278,1	14:44'09.004
9	32.104	26.988	17.684	<b>25.867</b>	1'42.643P		14:45'51.647
10	22.377	26.917	17.703	25.995	1'32.992	276,0	14:47'24.639

Race Time 16'52.969

23/02/2025 P = Pits In/Out - C = Lap Time Cancelled

These data/results cannot be reproduced, stored and/or transmitted in whole or in part by any manner of electronic, mechanical, photocopying, recording, broadcasting or otherwise now known or herein after developed without the previous express consent by the copyright owner, except for reproduction in daily press and regular printed publications on sale to the public within 60 days of the event related to those data/results and always provided that copyright symbol appears together as follows below.

© DORNA WSBK ORGANIZATION Srl 2025