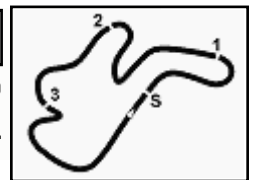


Phillip Island 4.445 m

**Australian Round, 21–23 February 2025**  
**Biographical Entry List**

No.	Rider (Abbreviation)	Age	Date of Birth	Place of Birth	Nat	Bike Team	Wins 2025	Podiums 2025	Pole 2025	Races 2025	Tyres
1	<b>4 ARBEL Loic</b> [Arb]	27	23/05/1997	Besancon	FRA	<b>MV Agusta F3 800 RR</b> Team Flembbo-Pilote Moto Production				3	Pirelli
2	<b>5 ANTONELLI Niccolo</b> [Ant]	28	23/02/1996	Cattolica	ITA	<b>Yamaha YZF R9</b> VFT Racing				23	Pirelli
3	<b>7 VENEMAN Loris</b> [Ven]	18	10/09/2006	Dalssen	NED	<b>Ducati Panigale V2</b> EAB Racing Team					Pirelli
4	<b>11 BENDSNEYDER Bo</b> [Ben]	25	04/03/1999	Rotterdam	NED	<b>MV Agusta F3 800 RR</b> MV Agusta Reparto Corse		1		4	Pirelli
5	<b>20 CARDELUS Xavi</b> [CaX]	26	15/05/1998	Andorra	AND	<b>Ducati Panigale V2</b> Orelac Racing Verdnatura				4	Pirelli
6	<b>21 RINALDI Michael</b> [Rin]	29	21/12/1995	Rimini	ITA	<b>Yamaha YZF R9</b> GMT94-YAMAHA					Pirelli
7	<b>23 SCHROETTER Marcel</b> [Sch]	32	02/01/1993	Landsberg Am Lech	GER	<b>Ducati Panigale V2</b> WRP Racing		11		50	Pirelli
8	<b>24 TACCINI Leonardo</b> [Tac]	22	18/09/2002	Rome	ITA	<b>Ducati Panigale V2</b> Ecosantagata Althea Racing Team				46	Pirelli
9	<b>27 TOBA Kaito</b> [Tob]	24	07/04/2000	Fukuova	JPN	<b>Honda CBR600RR</b> PETRONAS MIE Honda Racing Team				24	Pirelli
10	<b>29 VOIGHT Harrison</b> [Voi]	18	12/05/2006	Benowa, Gold Coast	AUS	<b>Ducati Panigale V2</b> D34G WorldSSP Racing Team					Pirelli
11	<b>32 BAYLISS Oliver</b> [Bay]	21	20/09/2003	Monaco	AUS	<b>Triumph Street Triple RS 765</b> PTR Triumph Factory Racing				59	Pirelli
12	<b>43 JESPERSEN Simon</b> [Jes]	23	23/07/2001	Copenhagen	DEN	<b>Ducati Panigale V2</b> Ecosantagata Althea Racing Team				24	Pirelli
13	<b>50 VOSTATEK Ondrej</b> [Vos]	20	26/08/2004	Praha 4	CZE	<b>Ducati Panigale V2</b> WRP Racing				64	Pirelli
14	<b>51 MASIA Jaume</b> [Mas]	24	08/10/2000	Algemesi - Valencia	ESP	<b>Ducati Panigale V2</b> Orelac Racing Verdnatura					Pirelli
15	<b>52 ALCOBA Jeremy</b> [Alc]	23	15/11/2001	Tortosa	ESP	<b>Kawasaki ZX-6R 636</b> Kawasaki WorldSSP Team					Pirelli
16	<b>53 DEBISE Valentin</b> [Deb]	33	12/02/1992	Albi	FRA	<b>Ducati Panigale V2</b> Renzi Corse		9		70	Pirelli
17	<b>57 MAHENDRA Aidi</b> [Mah]	18	27/06/2006	Yogyakarta	INA	<b>Yamaha YZF R9</b> Yamaha BLU CRU Evan Bros Team					Pirelli
18	<b>61 ONCU Can</b> [Onc]	21	26/07/2003	Alanya	TUR	<b>Yamaha YZF R9</b> Yamaha BLU CRU Evan Bros Team	1	14		98	Pirelli
19	<b>62 MANZI Stefano</b> [Man]	25	29/03/1999	Rimini	ITA	<b>Yamaha YZF R9</b> Pata Yamaha Ten Kate Racing	10	41	2	73	Pirelli
20	<b>63 AZMAN Syarifuddin</b> [Azm]	23	24/11/2001	Puchong	MAS	<b>Honda CBR600RR</b> PETRONAS MIE Honda Racing Team					Pirelli
21	<b>68 POWER Luke</b> [Pow]	20	30/11/2004	Ferntree Gully	AUS	<b>MV Agusta F3 800 RR</b> Motozoo ME air Racing				40	Pirelli
22	<b>69 BOOTH-AMOS Tom</b> [Boo]	28	12/03/1996	Stafford	GBR	<b>Triumph Street Triple RS 765</b> PTR Triumph Factory Racing		1		61	Pirelli
23	<b>77 FARIOLI Filippo</b> [Far]	19	04/04/2005	Bergamo	ITA	<b>MV Agusta F3 800 RR</b> MV Agusta Reparto Corse					Pirelli
24	<b>94 MAHIAS Lucas</b> [MaL]	35	14/04/1989	Mont de Marsan	FRA	<b>Yamaha YZF R9</b> GMT94-YAMAHA	9	30	8	96	Pirelli



**Australian Round, 21-23 February 2025**  
**Results Free Practice**

No.	Rider	Nat	Team	Bike	Time	Gap	Rel.	Laps	Speed	
									Avg	Max
1	<b>53</b> V. <b>DEBISE</b>	FRA	Renzi Corse	Ducati Panigale V2	<b>1'32.364</b>			15	173,249	<b>276,7</b>
2	<b>69</b> T. <b>BOOTH-AMOS</b>	GBR	PTR Triumph Factory Racing	Triumph Street Triple RS 765	<b>1'32.391</b>	0.027	0.027	11	173,199	<b>276,7</b>
3	<b>11</b> B. <b>BENDSNEYDER</b>	NED	MV Agusta Reparto Corse	MV Agusta F3 800 RR	<b>1'32.481</b>	0.117	0.090	12	173,030	<b>269,8</b>
4	<b>23</b> M. <b>SCHROETTER</b>	GER	WRP Racing	Ducati Panigale V2	<b>1'32.570</b>	0.206	0.089	13	172,864	<b>278,1</b>
5	<b>94</b> L. <b>MAHIAS</b>	FRA	GMT94-YAMAHA	Yamaha YZF R9	<b>1'32.690</b>	0.326	0.120	12	172,640	<b>274,6</b>
6	<b>61</b> C. <b>ONCU</b>	TUR	Yamaha BLU CRU Evan Bros Team	Yamaha YZF R9	<b>1'32.717</b>	0.353	0.027	14	172,590	<b>271,1</b>
7	<b>27</b> K. <b>TOBA</b>	JPN	PETRONAS MIE Honda Racing Team	Honda CBR600RR	<b>1'32.743</b>	0.379	0.026	16	172,541	<b>274,6</b>
8	<b>77</b> F. <b>FARIOLI</b>	ITA	MV Agusta Reparto Corse	MV Agusta F3 800 RR	<b>1'32.789</b>	0.425	0.046	4	172,456	<b>280,3</b>
9	<b>32</b> O. <b>BAYLISS</b>	AUS	PTR Triumph Factory Racing	Triumph Street Triple RS 765	<b>1'32.824</b>	0.460	0.035	12	172,391	<b>273,2</b>
10	<b>51</b> J. <b>MASIA</b>	ESP	Orelac Racing Verdnatura	Ducati Panigale V2	<b>1'32.892</b>	0.528	0.068	12	172,265	<b>273,9</b>
11	<b>21</b> M. <b>RINALDI</b>	ITA	GMT94-YAMAHA	Yamaha YZF R9	<b>1'32.911</b>	0.547	0.019	14	172,229	<b>270,5</b>
12	<b>20</b> X. <b>CARDELUS</b>	AND	Orelac Racing Verdnatura	Ducati Panigale V2	<b>1'32.933</b>	0.569	0.022	12	172,189	<b>273,9</b>
13	<b>62</b> S. <b>MANZI</b>	ITA	Pata Yamaha Ten Kate Racing	Yamaha YZF R9	<b>1'32.940</b>	0.576	0.007	16	172,176	<b>273,2</b>
14	<b>29</b> H. <b>VOIGHT</b>	AUS	D34G WorldSSP Racing Team	Ducati Panigale V2	<b>1'33.085</b>	0.721	0.145	14	171,907	<b>273,2</b>
15	<b>57</b> A. <b>MAHENDRA</b>	INA	Yamaha BLU CRU Evan Bros Team	Yamaha YZF R9	<b>1'33.168</b>	0.804	0.083	12	171,754	<b>275,3</b>
16	<b>5</b> N. <b>ANTONELLI</b>	ITA	VFT Racing	Yamaha YZF R9	<b>1'33.535</b>	1.171	0.367	13	171,080	<b>270,5</b>
17	<b>24</b> L. <b>TACCINI</b>	ITA	Ecosantagata Althea Racing Team	Ducati Panigale V2	<b>1'33.704</b>	1.340	0.169	13	170,772	<b>274,6</b>
18	<b>50</b> O. <b>VOSTATEK</b>	CZE	WRP Racing	Ducati Panigale V2	<b>1'33.716</b>	1.352	0.012	10	170,750	<b>274,6</b>
19	<b>43</b> S. <b>JESPERSEN</b>	DEN	Ecosantagata Althea Racing Team	Ducati Panigale V2	<b>1'33.720</b>	1.356	0.004	13	170,743	<b>281,0</b>
20	<b>68</b> L. <b>POWER</b>	AUS	Motozoo ME air Racing	MV Agusta F3 800 RR	<b>1'33.955</b>	1.591	0.235	4	170,316	<b>273,9</b>
21	<b>7</b> L. <b>VENEMAN</b>	NED	EAB Racing Team	Ducati Panigale V2	<b>1'34.265</b>	1.901	0.310	10	169,755	<b>273,9</b>
22	<b>63</b> S. <b>AZMAN</b>	MAS	PETRONAS MIE Honda Racing Team	Honda CBR600RR	<b>1'34.601</b>	2.237	0.336	11	169,153	<b>271,1</b>
23	<b>4</b> L. <b>ARBEL</b>	FRA	Team Flembbo-Pilote Moto Production	MV Agusta F3 800 RR	<b>1'35.767</b>	3.403	1.166	13	167,093	<b>266,5</b>
<b>Out 105% in this Session</b>										
24	<b>52</b> J. <b>ALCOBA</b>	ESP	Kawasaki WorldSSP Team	Kawasaki ZX-6R 636				0		

**Qualifying Lap Time [105% of 1'32.364]: 1'36.983**

AIR	Humidity:	63%	Temp:	18°C
TRACK	Condition:	Dry	Temp:	21°C

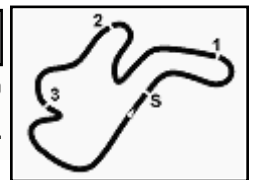
Records	Pole	[SP]	2024 A.Huertas	1'31.407	175,060	Km/h
	Race	[RC1]	2024 Y.Montella	1'31.271	175,320	Km/h
	All Times	[WUP1]	2024 S.Manzi	1'31.249	175,370	Km/h

Start 10:25 End 11:16 The results are provisional until the end of the time limit for protests and appeals and the completion of the technical checks.

21/02/2025

These data/results cannot be reproduced, stored and/or transmitted in whole or in part by any manner of electronic, mechanical, photocopying, recording, broadcasting or otherwise now known or herein after developed without the previous express consent by the copyright owner, except for reproduction in daily press and regular printed publications on sale to the public within 60 days of the event related to those data/results and always provided that copyright symbol appears together as follows below.

© DORNA WSBK ORGANIZATION Srl 2025



**Australian Round, 21-23 February 2025**  
**Results Free Practice**

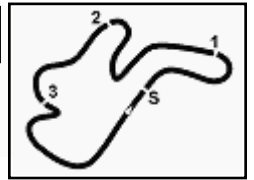
**Session Highlights**

Local Time	No. Rider	Description
10.25.00		Start of Session
10.25.04		WorldSSP Pit Intervention Time: 1min 18secs
10.32.47	<b>68 L. POWER</b>	#68 Crashed - Turn 2
10.32.52	<b>77 F. FARIOLI</b>	#77 Crashed - Turn 11
10.35.27	<b>68 L. POWER</b>	#68 Medical Centre
10.36.51	<b>27 K. TOBA</b>	#27 Lap Time Cancelled [1'42.118] - Yellow Flag - Turn 2
10.37.01	<b>21 M. RINALDI</b>	#21 Lap Time Cancelled [1'42.852] - Yellow Flag - Turn 2
10.37.07	<b>50 O. VOSTATEK</b>	#50 Lap Time Cancelled [1'35.923] - Yellow Flag - Turn 2
10.37.12	<b>23 M. SCHROETTER</b>	#23 Lap Time Cancelled [1'36.272] - Yellow Flag - Turn 2
10.37.17	<b>5 N. ANTONELLI</b>	#5 Lap Time Cancelled [1'35.047] - Yellow Flag - Turn 2
10.37.22	<b>62 S. MANZI</b>	#62 Lap Time Cancelled [1'34.099] - Yellow Flag - Turn 2
10.37.27	<b>63 S. AZMAN</b>	#63 Lap Time Cancelled [1'44.131] - Yellow Flag - Turn 2
10.37.32	<b>69 T. BOOTH-AMOS</b>	#69 Lap Time Cancelled [1'37.219] - Yellow Flag - Turn 2
10.37.37	<b>51 J. MASIA</b>	#51 Lap Time Cancelled [1'35.863] - Yellow Flag - Turn 2
10.37.42	<b>53 V. DEBISE</b>	#53 Lap Time Cancelled [1'33.991] - Yellow Flag - Turn 2
10.37.47	<b>4 L. ARBEL</b>	#4 Lap Time Cancelled [1'36.499] - Yellow Flag - Turn 2
10.38.12	<b>4 L. ARBEL</b>	#4 Lap Time Cancelled [1'37.708] - Yellow Flag - Turn 11
10.38.17	<b>20 X. CARDELUS</b>	#20 Lap Time Cancelled [1'33.358] - Yellow Flag - Turn 11
10.38.27	<b>29 H. VOIGHT</b>	#29 Lap Time Cancelled [1'34.077] - Yellow Flag - Turn 11
10.38.32	<b>11 B. BENDSNEYDER</b>	#11 Lap Time Cancelled [1'33.280] - Yellow Flag - Turn 11
10.38.37	<b>61 C. ONCU</b>	#61 Lap Time Cancelled [1'33.201] - Yellow Flag - Turn 11
10.38.42	<b>24 L. TACCINI</b>	#24 Lap Time Cancelled [1'34.674] - Yellow Flag - Turn 11
10.38.47	<b>43 S. JESPERSEN</b>	#43 Lap Time Cancelled [1'34.485] - Yellow Flag - Turn 11
10.38.52	<b>57 A. MAHENDRA</b>	#57 Lap Time Cancelled [2'49.602] - Yellow Flag - Turn 11
10.38.57	<b>50 O. VOSTATEK</b>	#50 Lap Time Cancelled [1'35.923] - Yellow Flag - Turn 11
10.39.07	<b>23 M. SCHROETTER</b>	#23 Lap Time Cancelled [1'36.272] - Yellow Flag - Turn 11
10.39.12	<b>21 M. RINALDI</b>	#21 Lap Time Cancelled [1'42.852] - Yellow Flag - Turn 11
10.39.17	<b>27 K. TOBA</b>	#27 Lap Time Cancelled [1'42.118] - Yellow Flag - Turn 11
10.39.22	<b>5 N. ANTONELLI</b>	#5 Lap Time Cancelled [1'35.047] - Yellow Flag - Turn 11
10.39.27	<b>62 S. MANZI</b>	#62 Lap Time Cancelled [1'34.099] - Yellow Flag - Turn 11
10.39.32	<b>63 S. AZMAN</b>	#63 Lap Time Cancelled [1'44.131] - Yellow Flag - Turn 11
10.39.37	<b>69 T. BOOTH-AMOS</b>	#69 Lap Time Cancelled [1'37.219] - Yellow Flag - Turn 11
10.39.42	<b>51 J. MASIA</b>	#51 Lap Time Cancelled [1'35.863] - Yellow Flag - Turn 11
10.39.47	<b>53 V. DEBISE</b>	#53 Lap Time Cancelled [1'33.991] - Yellow Flag - Turn 11
10.39.52	<b>20 X. CARDELUS</b>	#20 Lap Time Cancelled [1'33.538] - Yellow Flag - Turn 11
10.39.57	<b>4 L. ARBEL</b>	#4 Lap Time Cancelled [1'36.499] - Yellow Flag - Turn 11
10.40.02	<b>11 B. BENDSNEYDER</b>	#11 Lap Time Cancelled [1'33.568] - Yellow Flag - Turn 11
10.40.07	<b>29 H. VOIGHT</b>	#29 Lap Time Cancelled [1'35.595] - Yellow Flag - Turn 11
10.40.12	<b>61 C. ONCU</b>	#61 Lap Time Cancelled [2'41.521] - Yellow Flag - Turn 11
10.40.15	<b>43 S. JESPERSEN</b>	#43 Technical Problem - Rider is slowing down - Turn Finish Line
10.40.17	<b>24 L. TACCINI</b>	#24 Lap Time Cancelled [1'33.753] - Yellow Flag - Turn 11
10.40.22	<b>43 S. JESPERSEN</b>	#43 Lap Time Cancelled [1'34.015] - Yellow Flag - Turn 11
10.58.45	<b>77 F. FARIOLI</b>	#77 Must immediately leave the track - Technical Problem
10.59.12		RED FLAG
10.59.36	<b>77 F. FARIOLI</b>	#77 Crashed - Turn 9
11.01.19	<b>77 F. FARIOLI</b>	#77 Medical Centre
11.16.05		WORLDSSP SESSION ENDED
11.16.19		End of Session

21/02/2025 Start 10:25 End 11:16 The results are provisional until the end of the time limit for protests and appeals and the completion of the technical checks.

These data/results cannot be reproduced, stored and/or transmitted in whole or in part by any manner of electronic, mechanical, photocopying, recording, broadcasting or otherwise now known or herein after developed without the previous express consent by the copyright owner, except for reproduction in daily press and regular printed publications on sale to the public within 60 days of the event related to those data/results and always provided that copyright symbol appears together as follows below.

© DORNA WSBK ORGANIZATION Srl 2025



**Australian Round, 21-23 February 2025**  
**Results Free Practice**

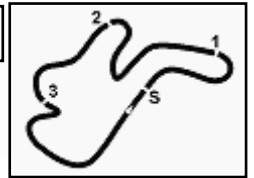
**Fastest Laps Sequence**

No.	Rider	Nat	Team	Bike	Local Time	Time	Gap	Avg
53	V. DEBISE	FRA	Renzi Corse	Ducati Panigale V2	10:28'26.132	<b>1'33.529</b>		171,091
94	L. MAHIAS	FRA	GMT94-YAMAHA	Yamaha YZF R9	10:29'14.346	<b>1'33.185</b>	-0.344	171,723
20	X. CARDELUS	AND	Orelac Racing Verdunatura	Ducati Panigale V2	10:30'17.400	<b>1'33.130</b>	-0.055	171,824
94	L. MAHIAS	FRA	GMT94-YAMAHA	Yamaha YZF R9	10:30'47.403	<b>1'33.057</b>	-0.073	171,959
69	T. BOOTH-AMOS	GBR	PTR Triumph Factory Racing	Triumph Street Triple RS 765	10:31'07.674	<b>1'32.727</b>	-0.330	172,571
11	B. BENDSNEYDER	NED	MV Agusta Reparto Corse	MV Agusta F3 800 RR	10:31'59.038	<b>1'32.687</b>	-0.040	172,646
53	V. DEBISE	FRA	Renzi Corse	Ducati Panigale V2	10:37'44.866	<b>1'32.523</b>	-0.164	172,952
53	V. DEBISE	FRA	Renzi Corse	Ducati Panigale V2	10:48'08.308	<b>1'32.456</b>	-0.067	173,077
53	V. DEBISE	FRA	Renzi Corse	Ducati Panigale V2	10:49'40.672	<b>1'32.364</b>	-0.092	173,249

21/02/2025 Start 10:25 End 11:16 The results are provisional until the end of the time limit for protests and appeals and the completion of the technical checks.

These data/results cannot be reproduced, stored and/or transmitted in whole or in part by any manner of electronic, mechanical, photocopying, recording, broadcasting or otherwise now known or herein after developed without the previous express consent by the copyright owner, except for reproduction in daily press and regular printed publications on sale to the public within 60 days of the event related to those data/results and always provided that copyright symbol appears together as follows below.

© DORNA WSBK ORGANIZATION Srl 2025



Phillip Island 4.445 m

**Australian Round, 21-23 February 2025**  
**Best Sectors & Speed Free Practice**

BEST LAP		
1	<b>53</b> V. DEBISE	Ducati Panigale V2 1'32.364
2	<b>69</b> T. BOOTH-AMOS	Triumph Street Triple RS 765 1'32.391
3	<b>11</b> B. BENDSNEYDER	MV Agusta F3 800 RR 1'32.481
4	<b>23</b> M. SCHROETTER	Ducati Panigale V2 1'32.570
5	<b>94</b> L. MAHIAS	Yamaha YZF R9 1'32.690
6	<b>61</b> C. ONCU	Yamaha YZF R9 1'32.717
7	<b>27</b> K. TOBA	Honda CBR600RR 1'32.743
8	<b>77</b> F. FARIOLI	MV Agusta F3 800 RR 1'32.789
9	<b>32</b> D. BAYLISS	Triumph Street Triple RS 765 1'32.824
10	<b>51</b> J. MASIA	Ducati Panigale V2 1'32.892
11	<b>21</b> M. RINALDI	Yamaha YZF R9 1'32.911
12	<b>20</b> X. CARDELLUS	Ducati Panigale V2 1'32.933
13	<b>62</b> S. MANZI	Yamaha YZF R9 1'32.940
14	<b>29</b> H. VOIGHT	Ducati Panigale V2 1'33.085
15	<b>57</b> A. MAHENDRA	Yamaha YZF R9 1'33.168
16	<b>5</b> N. ANTONELLI	Yamaha YZF R9 1'33.535
17	<b>24</b> L. TACCINI	Ducati Panigale V2 1'33.704
18	<b>50</b> D. VOSTATEK	Ducati Panigale V2 1'33.716
19	<b>43</b> S. JESPERSEN	Ducati Panigale V2 1'33.720
20	<b>68</b> L. POWER	MV Agusta F3 800 RR 1'33.955
21	<b>7</b> L. VENEMAN	Ducati Panigale V2 1'34.265
22	<b>63</b> S. AZMAN	Honda CBR600RR 1'34.601
23	<b>4</b> L. ARBEL	MV Agusta F3 800 RR 1'35.767
24	<b>52</b> J. ALCOBA	Kawasaki ZX-6R 636

SPEED		
1	<b>43</b> S. JESPERSEN	Ducati Panigale V2 281,0
2	<b>77</b> F. FARIOLI	MV Agusta F3 800 RR 280,3
3	<b>23</b> M. SCHROETTER	Ducati Panigale V2 278,1
4	<b>53</b> V. DEBISE	Ducati Panigale V2 276,7
5	<b>69</b> T. BOOTH-AMOS	Triumph Street Triple RS 765 276,7
6	<b>57</b> A. MAHENDRA	Yamaha YZF R9 275,3
7	<b>94</b> L. MAHIAS	Yamaha YZF R9 274,6
8	<b>50</b> D. VOSTATEK	Ducati Panigale V2 274,6
9	<b>24</b> L. TACCINI	Ducati Panigale V2 274,6
10	<b>27</b> K. TOBA	Honda CBR600RR 274,6
11	<b>51</b> J. MASIA	Ducati Panigale V2 273,9
12	<b>68</b> L. POWER	MV Agusta F3 800 RR 273,9
13	<b>20</b> X. CARDELLUS	Ducati Panigale V2 273,9
14	<b>7</b> L. VENEMAN	Ducati Panigale V2 273,9
15	<b>62</b> S. MANZI	Yamaha YZF R9 273,2
16	<b>29</b> H. VOIGHT	Ducati Panigale V2 273,2
17	<b>32</b> D. BAYLISS	Triumph Street Triple RS 765 273,2
18	<b>61</b> C. ONCU	Yamaha YZF R9 271,1
19	<b>63</b> S. AZMAN	Honda CBR600RR 271,1
20	<b>21</b> M. RINALDI	Yamaha YZF R9 270,5
21	<b>5</b> N. ANTONELLI	Yamaha YZF R9 270,5
22	<b>11</b> B. BENDSNEYDER	MV Agusta F3 800 RR 269,8
23	<b>4</b> L. ARBEL	MV Agusta F3 800 RR 266,5

SEG. 1	
1	<b>11</b> B. BENDSNEYDER 22.134
2	<b>53</b> V. DEBISE 22.148
3	<b>61</b> C. ONCU 22.168
4	<b>27</b> K. TOBA 22.172
5	<b>94</b> L. MAHIAS 22.210
6	<b>62</b> S. MANZI 22.220
7	<b>23</b> M. SCHROETTER 22.220
8	<b>20</b> X. CARDELLUS 22.247
9	<b>21</b> M. RINALDI 22.259
10	<b>51</b> J. MASIA 22.260
11	<b>29</b> H. VOIGHT 22.287
12	<b>77</b> F. FARIOLI 22.294
13	<b>69</b> T. BOOTH-AMOS 22.330
14	<b>32</b> D. BAYLISS 22.338
15	<b>57</b> A. MAHENDRA 22.360
16	<b>43</b> S. JESPERSEN 22.376
17	<b>24</b> L. TACCINI 22.433
18	<b>5</b> N. ANTONELLI 22.479
19	<b>68</b> L. POWER 22.481
20	<b>50</b> D. VOSTATEK 22.502
21	<b>7</b> L. VENEMAN 22.504
22	<b>63</b> S. AZMAN 22.627
23	<b>4</b> L. ARBEL 23.016

SEG. 2	
1	<b>69</b> T. BOOTH-AMOS 26.527
2	<b>77</b> F. FARIOLI 26.619
3	<b>11</b> B. BENDSNEYDER 26.619
4	<b>53</b> V. DEBISE 26.683
5	<b>51</b> J. MASIA 26.685
6	<b>61</b> C. ONCU 26.708
7	<b>23</b> M. SCHROETTER 26.716
8	<b>32</b> D. BAYLISS 26.727
9	<b>20</b> X. CARDELLUS 26.760
10	<b>94</b> L. MAHIAS 26.832
11	<b>21</b> M. RINALDI 26.840
12	<b>62</b> S. MANZI 26.858
13	<b>57</b> A. MAHENDRA 26.859
14	<b>27</b> K. TOBA 26.910
15	<b>29</b> H. VOIGHT 26.937
16	<b>43</b> S. JESPERSEN 26.950
17	<b>68</b> L. POWER 26.967
18	<b>5</b> N. ANTONELLI 26.969
19	<b>24</b> L. TACCINI 27.000
20	<b>50</b> D. VOSTATEK 27.059
21	<b>63</b> S. AZMAN 27.267
22	<b>7</b> L. VENEMAN 27.320
23	<b>4</b> L. ARBEL 27.424

SEG. 3	
1	<b>53</b> V. DEBISE 17.473
2	<b>69</b> T. BOOTH-AMOS 17.546
3	<b>21</b> M. RINALDI 17.547
4	<b>62</b> S. MANZI 17.593
5	<b>61</b> C. ONCU 17.595
6	<b>11</b> B. BENDSNEYDER 17.610
7	<b>94</b> L. MAHIAS 17.621
8	<b>77</b> F. FARIOLI 17.630
9	<b>32</b> D. BAYLISS 17.662
10	<b>5</b> N. ANTONELLI 17.688
11	<b>23</b> M. SCHROETTER 17.701
12	<b>51</b> J. MASIA 17.721
13	<b>57</b> A. MAHENDRA 17.737
14	<b>24</b> L. TACCINI 17.749
15	<b>27</b> K. TOBA 17.752
16	<b>50</b> D. VOSTATEK 17.761
17	<b>20</b> X. CARDELLUS 17.791
18	<b>29</b> H. VOIGHT 17.814
19	<b>7</b> L. VENEMAN 17.825
20	<b>68</b> L. POWER 17.832
21	<b>43</b> S. JESPERSEN 17.969
22	<b>63</b> S. AZMAN 18.153
23	<b>4</b> L. ARBEL 18.251

SEG. 4	
1	<b>61</b> C. ONCU 25.892
2	<b>27</b> K. TOBA 25.903
3	<b>23</b> M. SCHROETTER 25.906
4	<b>53</b> V. DEBISE 25.938
5	<b>69</b> T. BOOTH-AMOS 25.945
6	<b>11</b> B. BENDSNEYDER 25.952
7	<b>20</b> X. CARDELLUS 25.954
8	<b>77</b> F. FARIOLI 25.970
9	<b>94</b> L. MAHIAS 25.978
10	<b>62</b> S. MANZI 25.987
11	<b>51</b> J. MASIA 26.025
12	<b>29</b> H. VOIGHT 26.043
13	<b>57</b> A. MAHENDRA 26.052
14	<b>5</b> N. ANTONELLI 26.072
15	<b>32</b> D. BAYLISS 26.097
16	<b>21</b> M. RINALDI 26.127
17	<b>43</b> S. JESPERSEN 26.176
18	<b>24</b> L. TACCINI 26.186
19	<b>50</b> D. VOSTATEK 26.242
20	<b>7</b> L. VENEMAN 26.450
21	<b>68</b> L. POWER 26.542
22	<b>63</b> S. AZMAN 26.554
23	<b>4</b> L. ARBEL 26.856

21/02/2025

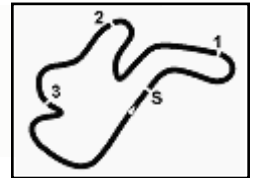
These data/results cannot be reproduced, stored and/or transmitted in whole or in part by any manner of electronic, mechanical, photocopying, recording, broadcasting or otherwise now known or herein after developed without the previous express consent by the copyright owner, except for reproduction in daily press and regular printed publications on sale to the public within 60 days of the event related to those data/results and always provided that copyright symbol appears together as follows below.

© DORNA WSBK ORGANIZATION Srl 2025

**Australian Round, 21-23 February 2025**  
**Ideal Times Free Practice**

No.	Rider	Nat	Bike	Seg. 1	Seg. 2	Seg. 3	Seg. 4	Ideal Time		
				Diff. 1	Diff. 2	Diff. 3	Diff. 4	Best Lap	Pos.	Diff.
1	<b>53 V. DEBISE</b>	FRA	Ducati Panigale V2	22.148 +0.015	26.683	<b>17.473</b> +0.107	25.938	<b>1'32.242</b> 1'32.364	1	0.122
2	<b>11 B. BENDSNEYDER</b>	NED	MV Agusta F3 800 RR	<b>22.134</b> +0.110	26.619 +0.027	17.610 +0.019	25.952 +0.010	<b>1'32.315</b> 1'32.481	3	0.166
3	<b>69 T. BOOTH-AMOS</b>	GBR	Triumph Street Triple RS 765	22.330	<b>26.527</b>	17.546 +0.043	25.945	<b>1'32.348</b> 1'32.391	2	0.043
4	<b>61 C. ONCU</b>	TUR	Yamaha YZF R9	22.168 +0.188	26.708	17.595	<b>25.892</b> +0.166	<b>1'32.363</b> 1'32.717	6	0.354
5	<b>77 F. FARIOLI</b>	ITA	MV Agusta F3 800 RR	22.294	26.619 +0.251	17.630	25.970 +0.025	<b>1'32.513</b> 1'32.789	8	0.276
6	<b>23 M. SCHROETTER</b>	GER	Ducati Panigale V2	22.220 +0.027	26.716	17.701	25.906	<b>1'32.543</b> 1'32.570	4	0.027
7	<b>94 L. MAHIAS</b>	FRA	Yamaha YZF R9	22.210	26.832 +0.049	17.621	25.978	<b>1'32.641</b> 1'32.690	5	0.049
8	<b>62 S. MANZI</b>	ITA	Yamaha YZF R9	22.220	26.858 +0.126	17.593	25.987 +0.156	<b>1'32.658</b> 1'32.940	13	0.282
9	<b>51 J. MASIA</b>	ESP	Ducati Panigale V2	22.260	26.685 +0.049	17.721	26.025 +0.152	<b>1'32.691</b> 1'32.892	10	0.201
10	<b>27 K. TOBA</b>	JPN	Honda CBR600RR	22.172	26.910	17.752 +0.006	25.903	<b>1'32.737</b> 1'32.743	7	0.006
11	<b>20 X. CARDELUS</b>	AND	Ducati Panigale V2	22.247 +0.116	26.760	17.791 +0.018	25.954 +0.047	<b>1'32.752</b> 1'32.933	12	0.181
12	<b>21 M. RINALDI</b>	ITA	Yamaha YZF R9	22.259 +0.050	26.840 +0.078	17.547	26.127 +0.010	<b>1'32.773</b> 1'32.911	11	0.138
13	<b>32 D. BAYLISS</b>	AUS	Triumph Street Triple RS 765	22.338	26.727	17.662	26.097	<b>1'32.824</b> 1'32.824	9	
14	<b>57 A. MAHENDRA</b>	INA	Yamaha YZF R9	22.360	26.859	17.737 +0.160	26.052	<b>1'33.008</b> 1'33.168	15	0.160
15	<b>29 H. VOIGHT</b>	AUS	Ducati Panigale V2	22.287	26.937	17.814 +0.004	26.043	<b>1'33.081</b> 1'33.085	14	0.004
16	<b>5 N. ANTONELLI</b>	ITA	Yamaha YZF R9	22.479	26.969 +0.074	17.688 +0.073	26.072 +0.180	<b>1'33.208</b> 1'33.535	16	0.327
17	<b>24 L. TACCINI</b>	ITA	Ducati Panigale V2	22.433 +0.163	27.000 +0.009	17.749 +0.122	26.186 +0.042	<b>1'33.368</b> 1'33.704	17	0.336
18	<b>43 S. JESPERSEN</b>	DEN	Ducati Panigale V2	22.376 +0.096	26.950	17.969 +0.057	26.176 +0.096	<b>1'33.471</b> 1'33.720	19	0.249
19	<b>50 D. VOSTATEK</b>	CZE	Ducati Panigale V2	22.502 +0.073	27.059	17.761 +0.079	26.242	<b>1'33.564</b> 1'33.716	18	0.152
20	<b>68 L. POWER</b>	AUS	MV Agusta F3 800 RR	22.481	26.967 +0.066	17.832 +0.039	26.542 +0.028	<b>1'33.822</b> 1'33.955	20	0.133
21	<b>7 L. VENEMAN</b>	NED	Ducati Panigale V2	22.504 +0.089	27.320	17.825	26.450 +0.077	<b>1'34.099</b> 1'34.265	21	0.166
22	<b>63 S. AZMAN</b>	MAS	Honda CBR600RR	22.627	27.267	18.153	26.554	<b>1'34.601</b> 1'34.601	22	
23	<b>4 L. ARBEL</b>	FRA	MV Agusta F3 800 RR	23.016 +0.177	27.424	18.251 +0.019	26.856 +0.024	<b>1'35.547</b> 1'35.767	23	0.220
	<b>52 J. ALCOBA</b>	ESP	Kawasaki ZX-6R 636							
<b>Overall Ideal Time</b>				22.134	26.527	17.473	25.892	<b>1'32.026</b>		

21/02/2025  
These data/results cannot be reproduced, stored and/or transmitted in whole or in part by any manner of electronic, mechanical, photocopying, recording, broadcasting or otherwise now known or herein after developed without the previous express consent by the copyright owner, except for reproduction in daily press and regular printed publications on sale to the public within 60 days of the event related to those data/results and always provided that copyright symbol appears together as follows below.  
© DORNA WSBK ORGANIZATION Srl 2025



**Australian Round, 21-23 February 2025**  
**Chronological Analysis Free Practice**

**1° 53 V. DEBISE [1'32.364]**

Lap	Seg1	Seg2	Seg3	Seg4	Lap Time	km/h	Local Time
							10:25'06.995
1	33.162	27.625	18.409	26.412	1'45.608P		10:26'52.603
2	22.400	27.151	17.643	26.335	1'33.529	267,8	10:28'26.132
3	22.678	27.083	17.651	26.081	1'33.493	<b>276,7</b>	10:29'59.625
4	22.338	26.817	17.556	26.076	1'32.787	268,4	10:31'32.412
5	22.322	26.779	17.579	26.081	1'32.761	268,4	10:33'05.173
6	22.524	27.603	17.618	26.246	1'33.991C	269,1	10:34'39.164
7	22.549	26.882	17.513	26.235	1'33.179	268,4	10:36'12.343
8	22.199	26.869	<b>17.473</b>	25.982	1'32.523	269,1	10:37'44.866
9	22.326	26.793	17.627	5'57.123	7'03.869P	267,8	10:44'48.735
10	33.713	27.093	17.609	28.702	1'47.117P		10:46'35.852
11	<b>22.148</b>	26.743	17.545	26.020	1'32.456	271,1	10:48'08.308
12	22.163	<b>26.683</b>	17.580	<b>25.938</b>	<b>1'32.364</b>	271,1	10:49'40.672
13	22.563	26.905	17.720	1'55.614	3'02.802P	272,5	10:52'43.474
14	32.507	27.035	17.675	26.113	1'43.330P		10:54'26.804
15	22.268	26.979	17.571	26.008	1'32.826	269,8	10:55'59.630

11	22.247	<b>26.716</b>	<b>17.701</b>	<b>25.906</b>	<b>1'32.570</b>	271,1	10:49'39.863
12	23.561	27.094	17.839	6'39.880	7'48.374P	270,5	10:57'28.237
13	33.347	27.386	17.864	26.560	1'45.157CP		10:59'13.394

**5° 94 L. MAHIAS [1'32.690]**

Lap	Seg1	Seg2	Seg3	Seg4	Lap Time	km/h	Local Time
							10:25'54.897
1	33.288	28.105	18.164	26.707	1'46.264P		10:27'41.161
2	22.227	26.983	17.744	26.231	1'33.185	<b>274,6</b>	10:29'14.346
3	22.347	<b>26.832</b>	17.669	26.209	1'33.057	268,4	10:30'47.403
4	22.297	26.857	17.665	26.260	1'33.079	270,5	10:32'20.482
5	26.732	30.596	18.059	7'08.226	8'23.613P	265,1	10:40'44.095
6	34.420	27.476	17.886	26.197	1'45.979P		10:42'30.074
7	<b>22.210</b>	26.881	<b>17.621</b>	<b>25.978</b>	<b>1'32.690</b>	266,5	10:44'02.764
8	22.307	26.926	17.629	26.175	1'33.037	268,4	10:45'35.801
9	22.238	27.037	17.642	26.220	1'33.137	269,1	10:47'08.938
10	22.213	26.972	17.715	26.156	1'33.056	269,1	10:48'41.994
11	22.352	27.121	17.792	7'17.115	8'24.380P	267,8	10:57'06.374
12	33.816	27.852	17.828	26.145	1'45.641P		10:58'52.015

**2° 69 T. BOOTH-AMOS [1'32.391]**

Lap	Seg1	Seg2	Seg3	Seg4	Lap Time	km/h	Local Time
							10:26'14.933
1	32.597	28.730	18.098	26.674	1'46.099P		10:28'01.032
2	22.514	26.892	17.608	26.901	1'33.915	270,5	10:29'34.947
3	22.544	26.641	17.552	25.990	1'32.727	270,5	10:31'07.674
4	22.360	27.555	17.796	26.260	1'33.971	271,8	10:32'41.645
5	23.320	29.296	18.054	26.549	1'37.219C	273,9	10:34'18.864
6	22.367	26.728	17.571	26.139	1'32.805	272,5	10:35'51.669
7	22.405	26.671	<b>17.546</b>	26.241	1'32.863	273,2	10:37'24.532
8	23.492	29.324	19.690	12'26.837	13'39.343P	271,1	10:51'03.875
9	33.057	27.316	17.704	28.013	1'46.090P		10:52'49.965
10	<b>22.330</b>	26.686	17.675	26.128	1'32.819	273,2	10:54'22.784
11	<b>22.330</b>	<b>26.527</b>	17.589	<b>25.945</b>	<b>1'32.391</b>	272,5	10:55'55.175

**6° 61 C. ONCU [1'32.717]**

Lap	Seg1	Seg2	Seg3	Seg4	Lap Time	km/h	Local Time
							10:25'32.357
1	31.516	27.324	17.796	26.265	1'42.901P		10:27'15.258
2	24.369	28.466	18.013	26.279	1'37.127	265,8	10:28'52.385
3	22.435	26.814	17.613	28.541	1'35.403	<b>271,1</b>	10:30'27.788
4	22.469	26.803	17.670	26.333	1'33.275	267,1	10:32'01.063
5	22.393	26.865	17.670	26.273	1'33.201C	265,8	10:33'34.264
6	22.497	26.800	17.633	1'34.591	2'41.521CP	265,1	10:36'15.785
7	33.981	34.172	19.147	29.883	1'57.183P		10:38'12.968
8	22.211	26.793	18.326	26.182	1'33.512	265,8	10:39'46.480
9	22.356	<b>26.708</b>	<b>17.595</b>	26.058	<b>1'32.717</b>	261,3	10:41'19.197
10	29.198	26.864	17.625	26.582	1'40.269	264,5	10:42'59.466
11	<b>22.168</b>	26.848	17.634	26.340	1'32.990	<b>271,1</b>	10:44'32.456
12	22.383	26.865	17.655	26.554	1'33.457	262,6	10:46'05.913
13	24.152	27.054	17.926	9'57.702	11'06.834P	262,6	10:57'12.747
14	31.813	27.007	17.596	<b>25.892</b>	1'42.308P		10:58'55.055

**3° 11 B. BENDSNEYDER [1'32.481]**

Lap	Seg1	Seg2	Seg3	Seg4	Lap Time	km/h	Local Time
							10:27'02.764
1	36.253	28.501	18.157	26.258	1'49.169P		10:28'51.933
2	22.539	26.760	17.704	27.415	1'34.418	268,4	10:30'26.351
3	22.364	26.678	17.667	25.978	1'32.687	268,4	10:31'59.308
4	22.171	27.056	17.727	26.326	1'33.280C	267,1	10:33'32.318
5	22.231	27.258	17.844	26.235	1'33.568C	269,1	10:35'05.886
6	22.205	26.802	17.619	26.115	1'32.741	267,1	10:36'38.627
7	22.231	26.703	17.626	25.986	1'32.546	266,5	10:38'11.173
8	22.167	29.273	18.414	8'58.105	10'07.959P	267,1	10:48'19.132
9	34.274	27.169	17.937	26.093	1'45.473P		10:50'04.605
10	22.244	26.646	17.629	25.962	<b>1'32.481</b>	267,1	10:51'37.086
11	22.367	26.657	17.677	25.996	1'32.697	269,1	10:53'09.783
12	22.251	<b>26.619</b>	17.681	<b>25.952</b>	1'32.503	<b>269,8</b>	10:54'42.286

**7° 27 K. TOBA [1'32.743]**

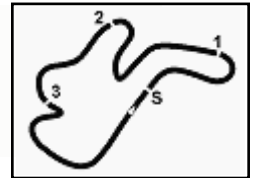
Lap	Seg1	Seg2	Seg3	Seg4	Lap Time	km/h	Local Time
							10:25'49.882
1	34.973	30.071	19.365	27.289	1'51.698P		10:27'41.580
2	22.636	27.247	17.831	26.072	1'33.786	271,8	10:29'15.366
3	22.313	27.026	17.896	25.987	1'33.222	271,8	10:30'48.588
4	<b>22.172</b>	<b>26.910</b>	17.758	<b>25.903</b>	<b>1'32.743</b>	273,2	10:32'21.331
5	24.659	32.871	18.144	26.444	1'42.118C	<b>274,6</b>	10:34'03.449
6	22.237	27.007	<b>17.752</b>	26.608	1'33.604	268,4	10:35'37.053
7	22.512	27.239	17.770	26.191	1'33.712	269,8	10:37'10.765
8	22.601	27.568	18.335	7'46.869	8'55.373P	268,4	10:46'06.138
9	37.076	28.290	18.309	26.721	1'50.396P		10:47'56.534
10	22.587	27.144	17.912	26.887	1'34.530	267,1	10:49'31.064
11	23.603	27.350	18.076	29.454	1'38.483	267,1	10:51'09.547
12	22.668	27.259	17.843	26.609	1'34.379	267,1	10:52'43.926
13	22.454	26.945	17.807	26.239	1'33.445	267,1	10:54'17.371
14	22.547	27.088	17.896	26.314	1'33.845	268,4	10:55'51.216
15	22.400	30.853	20.447	30.850	1'44.550	268,4	10:57'35.766
16	22.473	26.966	18.345	26.182	1'33.966	269,8	10:59'09.732

**4° 23 M. SCHROETTER [1'32.570]**

Lap	Seg1	Seg2	Seg3	Seg4	Lap Time	km/h	Local Time
							10:25'57.242
1	32.813	28.623	18.232	26.723	1'46.391P		10:27'43.633
2	22.716	26.969	17.815	26.040	1'33.540	273,2	10:29'17.173
3	22.465	26.949	17.793	26.057	1'33.264	273,9	10:30'50.437
4	22.476	26.838	17.810	28.644	1'35.768	273,9	10:32'26.205
5	22.468	29.290	18.098	26.416	1'36.272C	273,2	10:34'02.477
6	22.317	26.788	17.793	26.384	1'33.282	271,1	10:35'35.759
7	24.992	27.892	18.058	6'30.570	7'41.512P	<b>278,1</b>	10:43'17.271
8	33.163	27.108	17.899	26.148	1'44.318P		10:45'01.589
9	22.553	26.756	17.717	25.984	1'33.010	269,1	10:46'34.599
10	<b>22.220</b>	26.792	17.770	25.912	1'32.694	272,5	10:48'07.293

**8° 77 F. FARIOLI [1'32.789]**

Lap	Seg1	Seg2	Seg3	Seg4	Lap Time	km/h	Local Time
							10:26'37.569
1	33.821	28.336	18.160	28.087	1'48.404P		10



Phillip Island 4.445 m

**Australian Round, 21-23 February 2025**  
**Chronological Analysis Free Practice**

2 / 3

3	22.294	26.870	17.630	25.995	1'32.789	280,3	10:31'32.673
4	22.404	26.619	17.693	25'07.654	26'14.370P	279,5	10:57'47.043

8	32.605	27.218	18.058	26.164	1'44.045P		10:47'16.700
9	22.374	26.899	17.872	25.964	1'33.109	272,5	10:48'49.809
10	22.255	27.022	17.791	26.111	1'33.179	272,5	10:50'22.988
11	22.363	26.760	17.809	26.001	1'32.933	272,5	10:51'55.921
12	22.247	27.124	18.085	5'16.610	6'24.066P	273,9	10:58'19.987

**9° 32 O. BAYLISS [1'32.824]**

Lap	Seg1	Seg2	Seg3	Seg4	Lap Time	km/h	Local Time
							10:25'04.757
1	35.048	28.261	18.771	26.799	1'48.879P		10:26'53.636
2	22.845	27.613	18.006	26.382	1'34.846	269,1	10:28'28.482
3	22.673	27.102	17.976	26.288	1'34.039	271,1	10:30'02.521
4	22.918	27.654	18.434	6'51.509	8'00.515P	270,5	10:38'03.036
5	33.519	27.209	17.914	26.695	1'45.337P		10:39'48.373
6	22.603	26.995	18.364	26.488	1'34.450	270,5	10:41'22.823
7	22.518	26.930	18.068	26.242	1'33.758	269,8	10:42'56.581
8	23.414	29.310	18.214	26.542	1'37.480	269,1	10:44'34.061
9	22.338	26.727	17.662	26.097	1'32.824	273,2	10:46'06.885
10	24.369	27.379	18.183	8'22.203	9'32.134P	273,2	10:55'39.019
11	33.314	31.613	22.804	26.631	1'54.362P		10:57'33.381
12	22.461	26.792	17.841	26.167	1'33.261	269,1	10:59'06.642

**13° 62 S. MANZI [1'32.940]**

Lap	Seg1	Seg2	Seg3	Seg4	Lap Time	km/h	Local Time
							10:26'07.411
1	33.445	27.897	17.954	26.333	1'45.629P		10:27'53.040
2	22.489	27.151	17.817	26.382	1'33.839	267,8	10:29'26.879
3	22.482	26.938	17.688	26.135	1'33.243	266,5	10:31'00.122
4	22.503	27.192	17.854	26.205	1'33.754	271,1	10:32'33.876
5	22.957	27.350	17.676	26.116	1'34.099C	267,8	10:34'07.975
6	22.220	26.984	17.593	26.143	1'32.940	273,2	10:35'40.915
7	22.332	26.973	17.709	25.987	1'33.001	269,1	10:37'13.916
8	22.342	26.858	17.651	26.142	1'32.954	269,8	10:38'46.909
9	22.472	26.877	17.749	26.154	1'33.252	265,1	10:40'20.161
10	27.735	29.206	18.440	8'11.518	9'26.899P	267,1	10:49'47.060
11	33.334	27.258	17.907	26.310	1'44.809P		10:51'31.869
12	22.328	26.910	17.712	26.004	1'32.954	266,5	10:53'04.823
13	22.285	26.909	17.703	26.167	1'33.064	269,8	10:54'37.887
14	22.310	26.949	17.680	26.286	1'33.225	267,8	10:56'11.112
15	22.347	26.951	17.784	26.137	1'33.219	268,4	10:57'44.331
16	26.054	27.931	17.888	26.869	1'38.742C	267,1	10:59'23.073

**10° 51 J. MASIA [1'32.892]**

Lap	Seg1	Seg2	Seg3	Seg4	Lap Time	km/h	Local Time
							10:26'26.472
1	32.957	28.526	18.417	26.747	1'46.647P		10:28'13.119
2	22.570	27.018	17.910	26.376	1'33.874	267,8	10:29'46.993
3	22.467	26.802	17.797	26.124	1'33.190	270,5	10:31'20.183
4	22.492	26.685	17.819	26.073	1'33.069	271,8	10:32'53.252
5	22.757	28.156	18.413	26.537	1'35.863C	271,1	10:34'29.115
6	22.400	26.836	17.961	26.139	1'33.336	270,5	10:36'02.451
7	22.514	28.418	19.137	8'14.555	9'24.624P	269,1	10:45'27.075
8	33.773	27.507	18.175	26.293	1'45.748P		10:47'12.823
9	22.296	26.782	17.822	26.126	1'33.026	273,9	10:48'45.849
10	22.281	26.850	17.740	26.025	1'32.896	273,2	10:50'18.745
11	22.260	26.734	17.721	26.177	1'32.892	273,2	10:51'51.637
12	25.429	30.499	18.412	4'48.220	6'02.560P	271,8	10:57'54.197

**14° 29 H. VOIGHT [1'33.085]**

Lap	Seg1	Seg2	Seg3	Seg4	Lap Time	km/h	Local Time
							10:25'17.297
1	38.784	28.411	18.443	27.881	1'53.519P		10:27'10.816
2	22.683	27.305	17.929	26.371	1'34.288	272,5	10:28'45.104
3	22.485	27.126	17.932	26.428	1'33.971	271,8	10:30'19.075
4	23.595	29.211	18.163	26.588	1'37.557	270,5	10:31'56.632
5	22.510	27.120	17.816	26.631	1'34.077C	272,5	10:33'30.709
6	23.125	28.036	18.148	26.286	1'35.595C	267,8	10:35'06.304
7	22.410	27.044	17.929	26.263	1'33.646	273,2	10:36'39.950
8	22.967	28.265	18.316	6'39.083	7'48.631P	271,1	10:44'28.581
9	32.778	27.469	18.072	26.544	1'44.863P		10:46'13.444
10	22.577	27.120	17.920	26.290	1'33.907	270,5	10:47'47.351
11	22.543	27.092	17.926	26.265	1'33.826	269,1	10:49'21.177
12	22.836	27.633	18.188	3'47.367	4'56.024P	267,8	10:54'17.201
13	32.653	27.047	17.814	26.202	1'43.716P		10:56'00.917
14	22.287	26.937	17.818	26.043	1'33.085	271,1	10:57'34.002

**11° 21 M. RINALDI [1'32.911]**

Lap	Seg1	Seg2	Seg3	Seg4	Lap Time	km/h	Local Time
							10:25'51.867
1	35.962	28.100	18.292	26.795	1'49.149P		10:27'41.016
2	22.594	27.236	17.660	26.259	1'33.749	265,8	10:29'14.765
3	22.358	26.925	17.664	26.307	1'33.254	270,5	10:30'48.019
4	22.420	26.980	17.645	26.174	1'33.219	269,1	10:32'21.238
5	25.413	31.954	18.249	27.236	1'42.852C	269,1	10:34'04.090
6	22.309	26.918	17.547	26.137	1'32.911	268,4	10:35'37.001
7	24.091	30.536	18.417	5'20.609	6'33.653P	267,1	10:42'10.654
8	32.338	27.581	17.783	26.467	1'44.169P		10:43'54.823
9	22.675	26.987	17.678	26.378	1'33.718	264,5	10:45'28.541
10	22.519	26.953	17.700	26.250	1'33.422	265,8	10:47'01.963
11	22.438	26.921	17.829	26.191	1'33.379	267,8	10:48'35.342
12	23.670	29.212	18.557	5'45.849	6'57.288P	266,5	10:55'32.630
13	32.789	27.414	17.948	27.910	1'46.061P		10:57'18.691
14	22.259	26.840	17.687	26.127	1'32.913	266,5	10:58'51.604

**15° 57 A. MAHENDRA [1'33.168]**

Lap	Seg1	Seg2	Seg3	Seg4	Lap Time	km/h	Local Time
							10:25'36.338
1	32.145	27.868	18.159	27.039	1'45.211P		10:27'21.549
2	22.649	27.427	17.890	26.483	1'34.449	267,8	10:28'55.998
3	22.628	27.336	17.834	26.554	1'34.352	267,1	10:30'30.350
4	22.560	27.147	17.814	26.213	1'33.734	267,8	10:32'04.084
5	22.589	27.212	17.798	1'42.003	2'49.602CP	270,5	10:34'53.686
6	34.879	27.991	17.852	26.183	1'46.905P		10:36'40.591
7	22.716	27.513	17.879	26.309	1'34.417	271,1	10:38'15.008
8	22.445	28.542	17.790	26.416	1'35.193	265,8	10:39'50.201
9	22.489	26.945	17.738	26.128	1'33.300	265,8	10:41'23.501
10	22.360	26.859	17.897	26.052	1'33.168	275,3	10:42'56.669
11	23.805	28.462	17.737	26.318	1'36.322	272,5	10:44'32.991
12	22.400	26.951	17.737	12'08.010	13'15.098P	268,4	10:57'48.089

**12° 20 X. CARDELUS [1'32.933]**

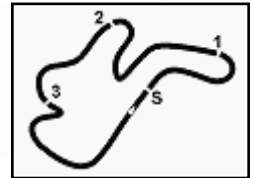
Lap	Seg1	Seg2	Seg3	Seg4	Lap Time	km/h	Local Time
							10:25'22.742
1	33.227	27.994	18.766	27.510	1'47.497P		10:27'10.239
2	22.740	27.247	17.889	26.155	1'34.031	270,5	10:28'44.270
3	22.395	26.989	17.792	25.954	1'33.130	269,8	10:30'17.400
4	22.438	27.141	17.793	26.060	1'33.432	271,8	10:31'50.832
5	22.355	26.809	17.800	26.394	1'33.358C	271,1	10:33'24.190
6	22.351	26.974	17.852	26.361	1'33.538C	272,5	10:34'57.728
7	22.890	28.753	18.386	9'24.898	10'34.927P	268,4	10:45'32.655

**16° 5 N. ANTONELLI [1'33.535]**

Lap	Seg1	Seg2	Seg3	Seg4	Lap Time	km/h	Local Time
							10:25'59.468

21/02/2025 P = Pits In/Out - C = Lap Time Cancelled





**Australian Round, 21-23 February 2025**  
**Chronological Analysis Free Practice**

Lap	Seg1	Seg2	Seg3	Seg4	Lap Time	km/h	Local Time
1	34.196	28.424	18.527	26.816	1'47.963P	267,8	10:27'47.431
2	23.017	27.696	18.096	26.682	1'35.491	267,8	10:29'22.922
3	22.696	27.294	17.920	26.415	1'34.325	267,8	10:30'57.247
4	23.307	27.313	17.909	26.480	1'35.009	267,8	10:32'32.256
5	22.820	27.851	17.963	26.413	1'35.047C	267,1	10:34'07.303
6	22.546	27.076	17.823	26.426	1'33.871	268,4	10:35'41.174
7	22.535	27.054	17.739	27.653	1'34.981	269,1	10:37'16.155
8	22.582	<b>26.969</b>	17.741	26.283	1'33.575	267,8	10:38'49.730
9	<b>22.479</b>	27.043	17.761	26.252	<b>1'33.535</b>	266,5	10:40'23.265
10	24.107	28.251	18.177	12'51.033	14'01.568P	264,5	10:54'24.833
11	33.580	29.421	17.803	<b>26.072</b>	1'46.876P	269,1	10:56'11.709
12	22.653	27.096	<b>17.688</b>	26.158	1'33.595	<b>270,5</b>	10:57'45.304
13	22.960	27.102	17.701	26.400	1'34.163C	268,4	10:59'19.467

17° 24 L. TACCINI [1'33.704]							
Lap	Seg1	Seg2	Seg3	Seg4	Lap Time	km/h	Local Time
1	35.948	28.474	18.951	3'48.448	5'11.821P		10:30'15.013
2	35.469	27.108	17.867	<b>26.186</b>	1'46.630P		10:32'01.643
3	22.645	27.062	17.903	27.064	1'34.674C	<b>274,6</b>	10:33'36.317
4	22.674	27.046	<b>17.749</b>	26.284	1'33.753C	270,5	10:35'10.070
5	24.251	30.236	18.067	27.482	1'40.036	269,1	10:36'50.106
6	22.658	27.179	17.908	26.217	1'33.962	270,5	10:38'24.068
7	<b>22.433</b>	27.016	17.904	26.354	1'33.707	273,9	10:39'57.775
8	22.872	27.940	18.438	8'48.256	9'57.506P	271,1	10:49'55.281
9	33.007	32.252	19.114	32.062	1'56.435P		10:51'51.716
10	25.509	29.890	18.020	28.100	1'41.519	272,5	10:53'33.235
11	22.596	27.009	17.871	26.228	<b>1'33.704</b>	272,5	10:55'06.939
12	22.463	<b>27.000</b>	17.839	26.879	1'34.181	273,2	10:56'41.120
13	22.531	27.070	17.991	26.341	1'33.933	271,8	10:58'15.053

18° 50 D. VOSTATEK [1'33.716]							
Lap	Seg1	Seg2	Seg3	Seg4	Lap Time	km/h	Local Time
1	35.196	28.080	18.325	26.676	1'48.277P		10:25'54.032
2	22.718	27.164	17.850	27.660	1'35.392	273,9	10:27'42.309
3	22.712	27.237	<b>17.761</b>	26.368	1'34.078	<b>274,6</b>	10:30'51.779
4	<b>22.502</b>	27.168	17.773	26.443	1'33.886	273,9	10:32'25.665
5	22.618	28.682	18.039	26.584	1'35.923C	272,5	10:34'01.588
6	22.605	27.224	17.817	26.343	1'33.989	268,4	10:35'35.577
7	22.575	<b>27.059</b>	17.840	<b>26.242</b>	<b>1'33.716</b>	269,8	10:37'09.293
8	24.874	27.949	18.205	16'24.044	17'35.072P	269,1	10:54'44.365
9	34.737	27.664	18.080	26.740	1'47.221P		10:56'31.586
10	22.700	27.158	17.817	26.350	1'34.025	268,4	10:58'05.611

19° 43 S. JESPERSEN [1'33.720]							
Lap	Seg1	Seg2	Seg3	Seg4	Lap Time	km/h	Local Time
1	35.429	28.924	18.666	3'51.979	5'14.998P		10:25'03.099
2	33.326	27.293	18.121	26.243	1'44.983P		10:30'18.097
3	22.643	27.335	18.109	26.398	1'34.485C	273,2	10:33'37.565
4	22.553	27.099	18.037	26.326	1'34.015C	270,5	10:35'11.580
5	23.682	29.578	18.182	27.180	1'38.622	269,1	10:36'50.202
6	<b>22.376</b>	27.139	<b>17.969</b>	26.319	1'33.803	<b>281,0</b>	10:38'24.005
7	22.678	27.134	18.047	32.740	1'40.599	267,1	10:40'04.604
8					9'51.496P		10:49'56.100
9	32.432	32.143	19.185	32.797	1'56.557P		10:51'52.657
10	22.920	27.181	18.002	26.340	1'34.443	272,5	10:53'27.100
11	22.472	<b>26.950</b>	18.026	26.272	<b>1'33.720</b>	268,4	10:55'00.820
12	22.672	27.079	20.057	31.059	1'40.867	269,1	10:56'41.687
13	22.610	27.055	17.975	<b>26.176</b>	1'33.816	271,8	10:58'15.503

20° 68 L. POWER [1'33.955]							
Lap	Seg1	Seg2	Seg3	Seg4	Lap Time	km/h	Local Time
1	31.796	27.395	17.936	27.372	1'44.499P		10:27'19.787
2	22.805	26.976	17.845	<b>26.542</b>	1'34.168	267,8	10:28'53.955
3	22.663	<b>26.967</b>	<b>17.832</b>	26.873	1'34.335	268,4	10:30'28.290
4	<b>22.481</b>	27.033	17.871	26.570	<b>1'33.955</b>	271,8	10:32'02.245

21° 7 L. VENEMAN [1'34.265]							
Lap	Seg1	Seg2	Seg3	Seg4	Lap Time	km/h	Local Time
1	33.840	29.466	18.320	27.163	1'48.789P		10:25'22.387
2	22.637	27.852	17.902	26.460	1'34.851	<b>273,9</b>	10:28'46.027
3	22.770	27.836	17.927	<b>26.450</b>	1'34.983	269,8	10:30'21.010
4	<b>22.504</b>	27.501	17.886	26.599	1'34.490	268,4	10:31'55.500
5	22.593	27.699	18.012	10'33.300	11'41.604P	266,5	10:43'37.104
6	32.959	27.950	18.047	27.277	1'46.233P		10:45'23.337
7	22.905	28.061	17.924	26.673	1'35.563	266,5	10:46'58.900
8	22.570	27.551	17.870	26.614	1'34.605	268,4	10:48'33.505
9	22.522	27.512	17.856	26.687	1'34.577	266,5	10:50'08.082
10	22.593	<b>27.320</b>	<b>17.825</b>	26.527	<b>1'34.265</b>	268,4	10:51'42.347

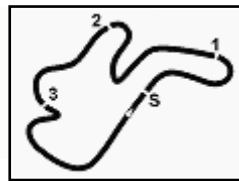
22° 63 S. AZMAN [1'34.601]							
Lap	Seg1	Seg2	Seg3	Seg4	Lap Time	km/h	Local Time
1	40.525	29.058	19.219	27.936	1'56.738P		10:27'26.512
2	22.895	27.686	18.342	27.170	1'36.093	269,8	10:30'59.343
3	23.124	27.731	18.283	26.810	1'35.948	263,9	10:32'35.291
4	23.063	29.564	19.327	32.177	1'44.131C	267,8	10:34'19.422
5	22.725	27.664	18.303	26.788	1'35.480	267,8	10:35'54.902
6	23.782	29.095	19.353	11'14.522	12'26.752P	263,9	10:48'21.654
7	37.724	29.115	18.648	29.767	1'55.254P		10:50'16.908
8	23.515	27.788	18.260	26.866	1'36.429	263,9	10:51'53.337
9	22.986	27.603	18.194	2'18.710	3'27.493P	<b>271,1</b>	10:55'20.830
10	36.256	29.187	21.960	30.395	1'57.798P		10:57'18.628
11	<b>22.627</b>	<b>27.267</b>	<b>18.153</b>	<b>26.554</b>	<b>1'34.601</b>	263,2	10:58'53.229

23° 4 L. ARBEL [1'35.767]							
Lap	Seg1	Seg2	Seg3	Seg4	Lap Time	km/h	Local Time
1	34.925	28.757	18.720	<b>26.856</b>	1'49.258P		10:26'54.341
2	23.290	27.627	18.392	27.225	1'36.534	265,8	10:28'30.875
3	23.378	27.711	18.529	27.266	1'36.884	263,9	10:30'07.759
4	23.233	27.523	18.387	27.045	1'36.188	263,2	10:31'43.947
5	23.382	27.919	18.554	27.853	1'37.708C	261,3	10:33'21.655
6	23.294	27.799	18.542	26.864	1'36.499C	261,3	10:34'58.154
7	23.065	27.867	18.385	27.020	1'36.337	<b>266,5</b>	10:36'34.491
8	23.280	27.561	18.348	27.565	1'36.754	260,0	10:38'11.245
9	23.193	<b>27.424</b>	18.270	26.880	<b>1'35.767</b>	260,0	10:39'47.012
10	<b>23.016</b>	27.771	18.339	27.311	1'36.437	263,2	10:41'23.449
11	23.111	27.617	18.349	26.864	1'35.941	265,1	10:42'59.390
12	23.237	27.475	<b>18.251</b>	26.870	1'35.833	261,3	10:44'35.223
13	23.398	27.638	18.487	13'18.102	14'27.625P	264,5	10:59'02.848

21/02/2025 P = Pits In/Out - C = Lap Time Cancelled

These data/results cannot be reproduced, stored and/or transmitted in whole or in part by any manner of electronic, mechanical, photocopying, recording, broadcasting or otherwise now known or herein after developed without the previous express consent by the copyright owner, except for reproduction in daily press and regular printed publications on sale to the public within 60 days of the event related to those data/results and always provided that copyright symbol appears together as follows below.

© DORNA WSBK ORGANIZATION Srl 2025



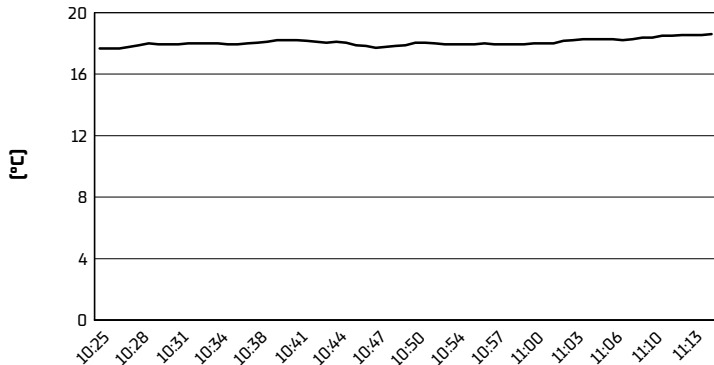
Phillip Island 4.445 m

**Australian Round, 21-23 February 2025**

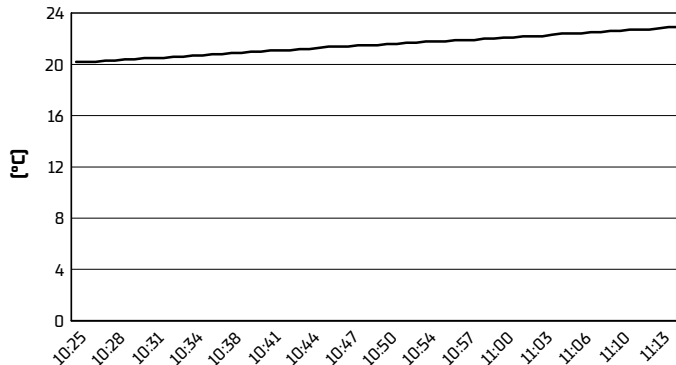
**Weather Report Free Practice**

Session started 10:25 - Session ended 11:16

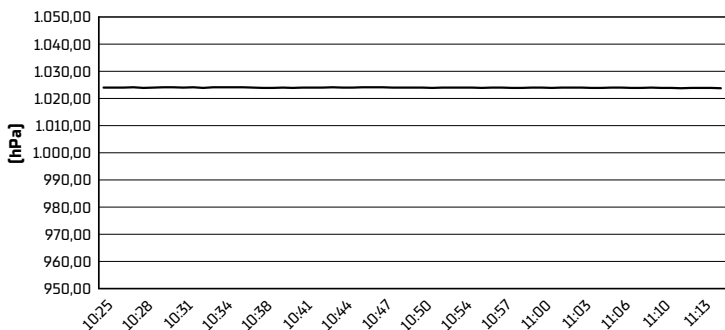
**Air Temperature**



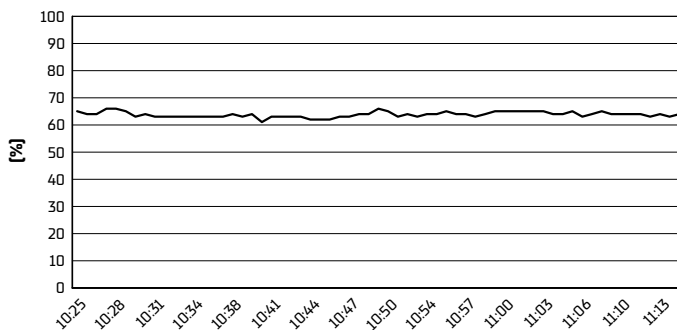
**Track Temperature**



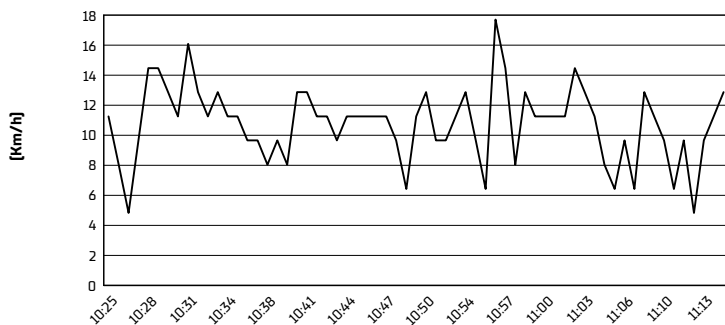
**Air Pressure**



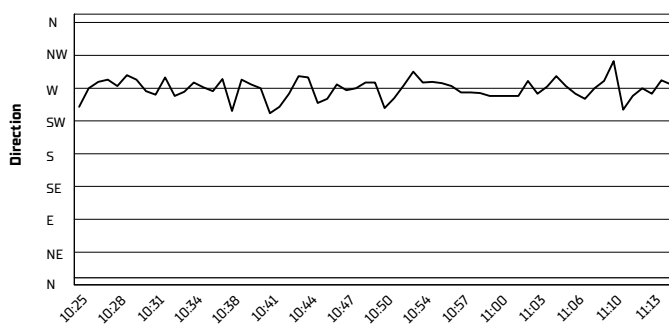
**Humidity**



**Wind Speed**



**Wind Direction**



21/02/2025  
These data/results cannot be reproduced, stored and/or transmitted in whole or in part by any manner of electronic, mechanical, photocopying, recording, broadcasting or otherwise now known or herein after developed without the previous express consent by the copyright owner, except for reproduction in daily press and regular printed publications on sale to the public within 60 days of the event related to those data/results and always provided that copyright symbol appears together as follows below.

© DORNA WSBK ORGANIZATION Srl 2025